

OMOLOGATO®



PIRELLI

**SUPERSTOCK**

NATIONAL CHAMPIONSHIP

WITH  
MotoNovo  
FINANCE

# PIRELLI NATIONAL SUPERSTOCK CHAMPIONSHIP WITH MOTONOVO FINANCE

**MSVR**  
MOTORSPORT VISION RACING

Round 11

Brands Hatch GP

14<sup>th</sup> – 16<sup>th</sup> October 2022



SPORTS TIMING

TIMING SOLUTIONS LTD

Timing & Results Provided by Timing Solutions Ltd

[www.tsl-timing.com](http://www.tsl-timing.com)

**2022 Pirelli National Superstock Championship with MotoNovo**  
**RIDERS POINTS AFTER ROUND 17**


	TOTAL	GAP	DIFF	1 15th - 17th April	2 Silverstone National	3 30th April - 2nd May Oulton Park International	4 20th - 22nd May	5 Donington Park National	6 17th - 19th June	7 Knockhill	8 22nd - 24th July	9 Brands Hatch GP	10 12th - 14th August	11 Thruxton	12 27th - 29th August Cadwell Park	13 9th - 11th September Snetterton 300	14 23rd - 25th September	15 Oulton Park International	16 30th Sept - 2nd Oct	17 Donington Park GP	18 14th - 16th October Brands Hatch GP	Wins	Seconds	Thirds	
<b>1</b> Davey TODD (Honda)	<b>286</b>			10 11	16	16 20		13	16 11	20 13	20	25	25 25	20 25									4	4	3
2 Billy McCONNELL (Honda)	248	38		16	25	10	25 20	25 16	13 20	16		13 16	13 20										3	3	4
3 Alex OLSEN (BMW)	235	51	13	20	11	13	11 11	11 13	25 25	13	20	16 20	10 16										2	3	2
4 Brayden ELLIOTT (Honda)	189	97	46	20 8	20	25 13	20	13 8	5 9	8		9 13	7 11										1	3	0
5 Richard KERR (Honda)	187	99	2	6 2	7	11 16	13 25	9 7	10 11	11	13	6 6	25 9										2	0	1
6 Tom WARD (Aprilia)	172	114	15	16 9	8	10 8	16 16	8 10	8	10	7	11 11	11 13										0	0	3
7 Tim NEAVE (Yamaha)	163	123	9	25 25	10	20 25				5 5	16	8 7	9 8										3	1	1
8 Charlie NESBITT (Suzuki)	134	152	29			7 11	10	4 9	16 16	25		20	16										1	1	3
9 Lewis ROLLO (Honda)	92	194	42	13	9	3	9 10	5	11 10	9	5 8												0	0	0
10 Levi DAY (Suzuki)	71	215	21	8 5	5	6	1 2	5 6	4	4	10	3	6 6										0	0	0
11 David ALLINGHAM (Honda)	69	217	2	9 6	13	8	3	10 20															0	1	0
12 Brent HARRAN (Honda)	67	219	2	13 7	6	5 9	7 8	1	9 2														0	0	0
13 Shaun WINFIELD (Honda)	62	224	5	4 1	3	4 4	6	7 7	6	11	1	4 4											0	0	0
14 Joe FRANCIS (Kawasaki)	58	228	4	3		5 8	7	8 6	9	4 5	3												0	0	0
15 Jack NIXON (BMW)	48	238	10	11 10	3	6 7	2		2 3		1	3											0	0	0
16 Richard COOPER (Suzuki)	45	241	3					20 25															1	1	0
17 Luke HEDGER (Suzuki)	41	245	4		9 1		2 3	6 4			7 9												0	0	0
18 Ashley BEECH (Suzuki)	39	247	2	5	4		1	3 1	7	4	3 4	7											0	0	0
19 Dan LINFOOT (Honda)	38	248	1								10 10	8 10											0	0	0
20 Joe TALBOT (Kawasaki)	29	257	9	2	2	4	5 7				6	2 1											0	0	0
21 Bjorn ESTMENT (Suzuki)	23	263	6							1	8	2 2	5 5										0	0	0
22 Joe SHELDON-SHAW (Suzuki)	22	264	1	1		1	6 6	3 4	1														0	0	0
23 Kade VERWEY (BMW)	12	274	10				9	1 2															0	0	0
24 TJ TOMS (Kawasaki)	12	274	0			2	5				5												0	0	0
25 Ian HUTCHINSON (BMW)	11	275	1	7 4																			0	0	0
26 Conor CUMMINS (Honda)	8	278	3							2	3	1 2											0	0	0
27 Matt TRUELOVE (Aprilia)	7	279	1	3	1					3													0	0	0
28 Tom OLIVER (Suzuki)	6	280	1			4 2																	0	0	0
29 Matthew PAULO (BMW)	3	283	3				3																0	0	0
30 Ben LUXTON (BMW)	2	284	1								2												0	0	0
31 Mark CHIODO (Yamaha)	1	285	1								1												0	0	0

# Brands Hatch GP

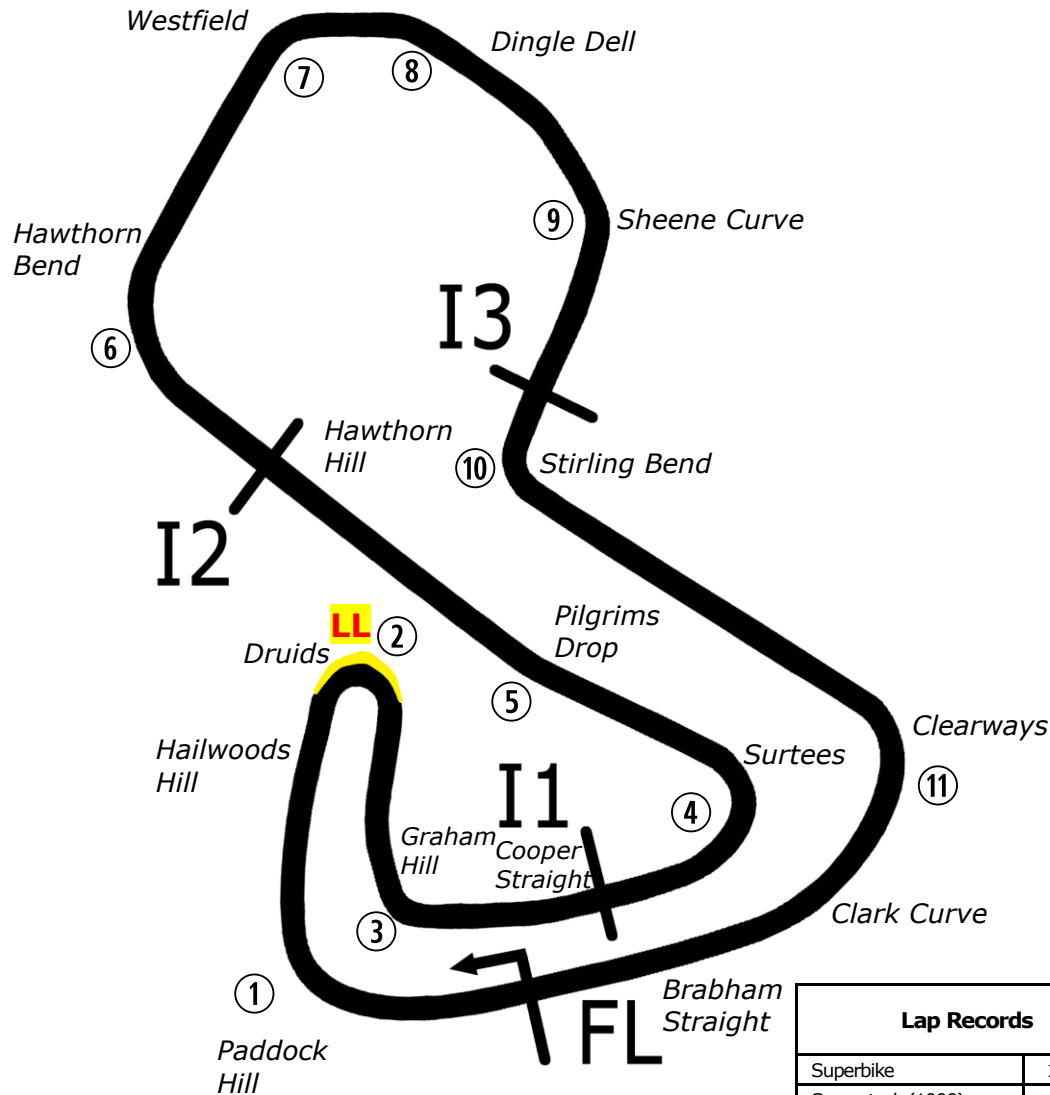
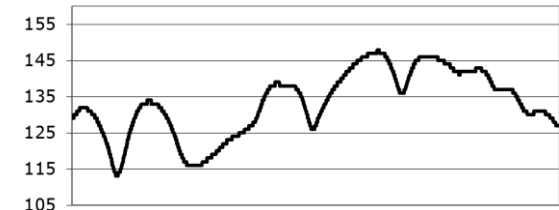


SPORTS TIMING

TIMING SOLUTIONS LTD



Circuit Altitude (m)



Length	2.4332 miles	3916.0 m	
FL		51.36032 N	0.26032 E
I1	1116m	51.35934 N	0.25955 E
I2	1796m	51.35628 N	0.22660 E
I3	2928m	51.35532 N	0.26250 E
Pit Entry	3646m	51.35911 N	0.25743 E
Pit Exit	83m after FL	51.36017 N	0.26051 E
Pit Entry-Pit Exit 332m, 19.9s @60kph, 14.9s @80kph			
<b>LL - Long Lap - Outside of turn 2 (Druids)</b>			

Lap Records		Best Sector Information							
		Sector 1 (FL - I1)	I1 Trap (mph)	Sector 2 (I1 - I2)	I2 Trap (mph)	Sector 3 (I2 - I3)	I3 Trap (mph)	Sector 4 (I3 - FL)	F/L Trap (mph)
Superbike	1:24.873	26.954	133.1	14.510	171.1	23.022	104.2	19.625	168.1
Superstock (1000)	1:27.160	27.494	128.0	14.893	166.1	23.527	100.6	20.180	164.4
Supersport / GP2	1:27.675	27.760	123.5	15.236	156.7	23.473	101.2	20.581	156.8
Ducati Cup	1:29.814	28.504	120.4	15.555	153.9	24.244	97.6	21.016	150.8
Junior Superstock (600)	1:29.845	28.321	120.0	15.580	153.5	23.915	100.4	20.969	149.8
Sidecar 600	1:31.707	28.717	108.9	16.713	136.3	23.586	101.8	21.991	131.0
BTC 2020	1:36.497	29.896	105.6	17.483	127.5	25.127	94.6	22.915	125.6
Junior Supersport	1:40.457	31.026	97.3	18.417	120.0	26.096	92.8	23.832	118.9

## START LIST



NO	CL	NAME	NAT	ENTRY
2		<b>TJ TOMS</b>	GBR	Kawasaki - Platform Hire Racing
3		<b>Billy McCONNELL</b>	AUS	Honda - C&L Fairburn Properties / Jackson Racing
4		<b>Dan LINFOOT</b>	GBR	Honda - Optimum Bikes Racing
5		<b>Richard KERR</b>	IRL	Honda - AMD Motorsport
10		<b>Joe SHELDON-SHAW</b>	GBR	Suzuki - Forward Vision Racing
11		<b>David ALLINGHAM</b>	GBR	Honda - TAG Racing Honda
14		<b>Tim NEAVE</b>	GBR	Yamaha - Edwards Yamaha
15		<b>Nathan HARRISON</b>	GBR	Honda - Quayside Racing
16		<b>James BUCHANAN</b>	GBR	Kawasaki - Blue Motion Racing
18		<b>Shaun WINFIELD</b>	GBR	Honda - TAG Racing Honda
19		<b>Joe TALBOT</b>	GBR	Kawasaki - Cheshire Mouldings Kawasaki by JR Performa
20		<b>Tom OLIVER</b>	GBR	Aprilia - IN Competition / Aprilia
21		<b>Tom WARD</b>	GBR	Aprilia - IN Competition / Aprilia
22		<b>Dave MACKAY</b>	GBR	Suzuki - True Heroes Racing
23		<b>Luke HEDGER</b>	GBR	Kawasaki - Platform Hire Racing
25		<b>Jorel BOERBOOM</b>	NLD	Kawasaki - G&S Bict Groep Racing
26		<b>Joe MOORE</b>	GBR	Suzuki - Clearline Racing
27		<b>Bjorn ESTMENT</b>	RSA	Suzuki - Specsavers Suzuki by Hawk Racing
30		<b>Rob McNEALY</b>	GBR	BMW - McNealy Brown
31		<b>Sam COX</b>	GBR	BMW - Sam Cox Racing with Belcom Cables Ltd
37		<b>James HILLIER</b>	GBR	Yamaha - Rich Energy OMG Racing
39		<b>Max MORGAN</b>	GBR	Kawasaki - MSS Performance
40		<b>Joe FRANCIS</b>	GBR	Kawasaki - Stauff Fluid Power Kawasaki
44		<b>Jack NIXON</b>	GBR	BMW - FHO Racing with Kobelco
51		<b>Brayden ELLIOTT</b>	AUS	Honda - CFS Filtration No Bull Racing
55		<b>Ash BEECH</b>	GBR	Honda - Jones Dorling Racing
57		<b>Levi DAY</b>	AUS	Suzuki - Powerslide Motorcycles Racing
59		<b>Matt TRUELOVE</b>	GBR	Aprilia - IN Competition / Aprilia
61		<b>David SELLERS</b>	GBR	Suzuki - True Heroes Racing
66		<b>Sam OSBORNE</b>	GBR	Suzuki - MSG Racing Suzuki & Dyno
73		<b>David BROOK</b>	GBR	Honda - Guildford Audio by Brook Motorsport
75		<b>Alex OLSEN</b>	GBR	BMW - FHO Racing with Kobelco
76		<b>Luke VERWEY</b>	GBR	BMW - WSE Racing
77		<b>Brent HARRAN</b>	RSA	Honda - Optimum Bikes Racing
94		<b>Max STANTON</b>	GBR	BMW - PHR Performance
96		<b>Brandon PAASCH</b>	USA	Suzuki - VisionTrack Suzuki
99		<b>Ben LUXTON</b>	GBR	BMW - Team XG Racing

Total Competitors: 37

Brands Hatch GP: 2.4332 miles

Results can be found at [www.britishsuperbike.com](http://www.britishsuperbike.com)

Printed - 11:38 Tuesday, 11 October 2022





2022 Pirelli National Superstock Championship with MotoNovo  
RIDER PERFORMANCE CHART AFTER ROUND 17



#	NAME / BIKE	Races																	
		1 15th - 17th April	2 Silverstone National	3 30th April - 2nd May Oulton Park International	4 20th - 22nd May	5 Donington Park National	6 17th - 19th June	7 Knockhill	8 22nd - 24th July	9 Brands Hatch GP	10 12th - 14th August	11 Thruxton	12 27th - 28th August Cadwell Park	13 9th - 11th September Snetterton 300	14 23rd - 25th September	15 Oulton Park International	16 30th Sept - 2nd Oct	17 Donington Park GP	18 14th - 16th October Brands Hatch GP
2	TJ TOMS (Kawasaki)	DNS	16	18	14	17	16	11	DNF	16	16	DNS	18	11	23	23	19	16	
3	Billy McCONNELL (Honda)	19	3	1	DNS	6	1 *	2	1	3	4	2	3	DNF	4	3	4 *	2	
4	Ian HUTCHINSON (BMW)	9	12	17															
4	Dan LINFOOT (Honda)												DNF	6	6	8	6		
5	Richard KERR (Honda)	10	14	9	5	3	4	1	7	9	6	5	4	10	10	1	7		
6	Craig NEVE (BMW)	16	19						17	DNF	DNF	22		20	20	20	21		
6	Michael DUNLOP (BMW)			22															
7	Kade VERWEY (BMW)	DNS	DNF	DNF	DNS	24	DNF	7	15	14			16	27	DNS				
8	Lewis ROLLO (Honda)	DNF	4	7	DNS	13	7	6	DNF	11	5	6	7	DNF	11	8	DNF	DNS	
9	John McGUINNESS (Honda)	21	24	21															
9	Callum GRIGOR (Kawasaki)						19	DNF											
9	Sam MIDDLEMAS (Suzuki)																32	31	
10	Joe SHELDON-SHAW (Suzuki)	15	DNF	16	15	18	10	10	13	12	15	19	DNF						
11	David ALLINGHAM (Honda)	7	10	4	8	19	DNF	13	6	2	17 *	DNS							
12   23	Luke HEDGER (Suzuki)				7	15			14	13	10	12			9	7	DNF	DNF	
12	Mark CHIODO (Yamaha)												15	DNS	DNF				
14	Tim NEAVE (Yamaha)	1 *	1	6	2	1					DNF	11	11	3	8	9	7	8	
15	Nathan HARRISON (Honda)	17	23	DNS					23	24	20	20			28	26	24	23	
16	James BUCHANAN (Kawasaki)	30	DNF	DNQ	29	32	NC	DNF	DNF	31	35	35			DNQ	DNQ			
17	Matty WHELAN (Suzuki)												20						
18	Shaun WINFIELD (Honda)	12	15	DNF	13	22	12	12	10	DNF	9	9	10	5	16	15	12	12	
19	Joe TALBOT (Kawasaki)	14	DNF	14	17	12	11	9	19	19	22	DNS	16	10	17	17	14	15	
20	Tom OLIVER (Suzuki / Aprilia)	DNF	18	DNF	12	14	DNS	DNS							19	22	21	19	
21	Tom WARD (Aprilia)	3	7	8	6	8	3	3	8	6	19	8	6	9	5	5	5	4	
22	Dave MACKAY (Suzuki)	29	29	29	28	31			26	29	32	31	22	23	33	32	30	30	
23	Max SYMONDS (BMW)								25	25	28	24							
24	Conor CUMMINS (Honda)				19	21			18	18			14	13	18	21	15	14	
25	Jorel BOERBOOM (Kawasaki)	28	28	28	27	29	20	20	24	26	25	26	21	19	29	29	27	DNF	
26	Josh WAINWRIGHT (Honda)	24	DNF																
26	Rob HODSON (Kawasaki)			27							30	32							
27	Bjorn ESTMENT (Suzuki)				23	DNF					18	16	15	8	14	14	11	11	
28	Zac OULTRAM (Suzuki)													34	DNF	DNF	DNF		
30	Rob McNEALY (BMW)	DNS	25	19	21	26	DNF	19	DNF	DNS	26	27			25	24			
31	Sam COX (BMW)								20	22	27	28	DNF	20	31	30	25	27	
32	Matt VENN (Kawasaki)												DNQ						
37	James HILLIER (Yamaha)																	23	22
38	Ryan CRINGLE (Honda)										21	21					DNF	DNF	
39	Max MORGAN (Kawasaki)	26	27	25	24	30			DNF	27	DNS	34	DNF	DNF	32	DNF	29	DNF	
40	Joe FRANCIS (Kawasaki)	DNS	13	DNF	DNF	11	8	DNF	9	DNF	8	10	DNF	7	12	11	DNF	13	
42	Sam HOLME (Kawasaki)	23	DNF	30			DNS	DNS											
43	Jonathan PERRY (Kawasaki)	DNQ	DNQ																
44	Jack NIXON (BMW)	5	6	13	10	9	14	DNF	DNF	17	14	13	DNS		15	18	13	17	
47	Richard COOPER (Suzuki)								2	1									
49	Lee WILLIAMS (Kawasaki)			31	22	25												DNF	26
51	Brayden ELLIOTT (Honda)	2	8	2	1	4 *	2	DNF *	4	8	11	7	8	DNF	7	4	9	5	
55	Ash BEECH (Suzuki)	11	DNF	12	16	16	DNF	15			13	15	9	12	13	12	17	9	
56	Richard WHITE (BMW)								DNF	23				18					
57	Levi DAY (Suzuki)	8	11	11	DNF	10	15	14	11	10	12	17	12	6	DNF	13	10	10	
59	Matt TRUELOVE (Aprilia)	13	17	15	DNS	20	18	17	16	DNF	23	18	13	DNF	26	16	18	18	
61	David SELLERS (Suzuki)			26	26	28			DNF	28	29	29			35	31	28	28	
62	Sam WEST (BMW)	18	21																
66	Brendan MALLINDER (BMW)				25	DNF													
71	Phil CROWE (BMW)			DNF															
71	Matthew PAULO (BMW)						13	DNF											
73	David BROOK (Honda)	22	26	23	20	DNF								21	30	28	26	29	
74	Davey TODD (Honda)	6	5	3	3	2	DNF	4	3	5	2	4	2	1	1 *	1 *	2	1 *	
75	Alex OLSEN (BMW)	DNF	2 *	5	4 *	DNF	5	5	5	4	1	1	4	2 *	3	2	6	3	
76	Luke VERWEY (BMW)	25	DNF	DNF	DNS	DNS							DNF	22	DNF	DNF	31	32	
77	Brent HARRAN (Honda)	4	9	10	11	7	9	8	DNF	15	7	14	19	DNF	21	19	16	20	
79	Jason BURRILL (BMW)													DNQ					
83	Forest DUNN (Suzuki)										33	33							
83	Liam MARCHANT (Kawasaki)												DNF						
84	Anthony MOORE (Suzuki)	27	DNF	DNS					27	30									
86	Charlie NESBITT (Suzuki)	DNF	DNF	DNF	9	5	6	DNF	12	7 *	3	3 *	1 *	DNF	2	DNF	3	DNS	
94	Max STAINTON (Honda)	20	22	20	18	23	DNF	18	22	21	24	23	DNF	17	22	27	DNF	25	
98	Ross IRWIN (Honda)										34	30					33	33	
99	Ben LUXTON (BMW)	DNF	20	24	DNF	27	17	16	21	20	31	25	17	14	24	25	22	24	

Round 11, Thruxton race restarted - #11 David Allingham took the original pole position

\* Denotes Fastest Lap | DNF = Did Not Finish | DNQ = Did Not Qualify | DNS = Did Not Start  
NC = Finished but Not Classified | DQ = Disqualified | Change of Team/Machine || | LCQR = Did not Qualify from Last Chance Race  
Denotes Pole Position



POS	NO	NAME	NAT	ENTRY	TIME	ON	LAPS	GAP	DIFF	MPH
1	75	Alex OLSEN	GBR	BMW - FHO Racing with Kobelco	1:27.589	8	11			100.01
2	3	Billy McCONNELL	AUS	Honda - C&L Fairburn Properties / Jackson Racing	1:27.854	8	11	0.265	0.265	99.70
3	4	Dan LINFOOT	GBR	Honda - Optimum Bikes Racing	1:27.915	9	13	0.326	0.061	99.63
4	27	Bjorn ESTMENT	RSA	Suzuki - Specsavers Suzuki by Hawk Racing	1:28.223	11	15	0.634	0.308	99.29
5	21	Tom WARD	GBR	Aprilia - IN Competition / Aprilia	1:28.277	12	13	0.688	0.054	99.23
6	40	Joe FRANCIS	GBR	Kawasaki - Stauff Fluid Power Kawasaki	1:28.355	8	12	0.766	0.078	99.14
7	57	Levi DAY	AUS	Suzuki - Powerslide Motorcycles Racing	1:28.372	14	15	0.783	0.017	99.12
8	51	Brayden ELLIOTT	AUS	Honda - CFS Filtration No Bull Racing	1:28.381	13	14	0.792	0.009	99.11
9	5	Richard KERR	IRL	Honda - AMD Motorsport	1:28.416	14	15	0.827	0.035	99.07
10	55	Ash BEECH	GBR	Honda - Jones Dorling Racing	1:28.446	12	15	0.857	0.030	99.04
11	18	Shaun WINFIELD	GBR	Honda - TAG Racing Honda	1:28.647	8	13	1.058	0.201	98.81
12	14	Tim NEAVE	GBR	Yamaha - Edwards Yamaha	1:28.689	11	11	1.100	0.042	98.77
13	23	Luke HEDGER	GBR	Kawasaki - Platform Hire Racing	1:28.737	9	14	1.148	0.048	98.71
14	44	Jack NIXON	GBR	BMW - FHO Racing with Kobelco	1:28.754	13	14	1.165	0.017	98.69
15	77	Brent HARRAN	RSA	Honda - Optimum Bikes Racing	1:29.218	10	14	1.629	0.464	98.18
16	96	Brandon PAASCH	USA	Suzuki - VisionTrack Suzuki	1:29.383	15	15	1.794	0.165	98.00
17	19	Joe TALBOT	GBR	Kawasaki - Cheshire Mouldings Kawasaki by JR Perfo	1:29.662	11	14	2.073	0.279	97.69
18	20	Tom OLIVER	GBR	Aprilia - IN Competition / Aprilia	1:29.681	12	13	2.092	0.019	97.67
19	59	Matt TRUELOVE	GBR	Honda - TAG Racing Honda	1:29.778	13	14	2.189	0.097	97.57
20	30	Rob McNEALY	GBR	BMW - McNealy Brown	1:29.778	8	13	2.189	0.000	97.57
21	37	James HILLIER	GBR	Yamaha - Rich Energy OMG Racing	1:29.942	16	16	2.353	0.164	97.39
22	2	TJ TOMS	GBR	Kawasaki - Platform Hire Racing	1:29.961	12	13	2.372	0.019	97.37
23	99	Ben LUXTON	GBR	BMW - Team XG Racing	1:30.493	11	14	2.904	0.532	96.80
24	31	Sam COX	GBR	BMW - Sam Cox Racing with Belcom Cables Ltd	1:30.742	9	12	3.153	0.249	96.53
25	94	Max STANTON	GBR	BMW - PHR Performance	1:30.958	12	13	3.369	0.216	96.30
26	22	Dave MACKAY	GBR	Suzuki - True Heroes Racing	1:31.043	8	15	3.454	0.085	96.21
27	61	David SELLERS	GBR	Suzuki - True Heroes Racing	1:31.428	13	15	3.839	0.385	95.81
28	73	David BROOK	GBR	Honda - Guildford Audio by Brook Motorsport	1:31.518	12	14	3.929	0.090	95.71
29	25	Jorel BOERBOOM	NLD	Kawasaki - G&S Bict Groep Racing	1:31.899	14	14	4.310	0.381	95.32
30	66	Sam OSBORNE	GBR	Suzuki - MSG Racing Suzuki & Dyno	1:31.954	10	10	4.365	0.055	95.26
31	26	Joe MOORE	GBR	Suzuki - Clearline Racing	1:32.171	14	16	4.582	0.217	95.03
32	39	Max MORGAN	GBR	Kawasaki - MSS Performance	1:32.255	11	11	4.666	0.084	94.95
33	76	Luke VERWEY	GBR	BMW - WSE Racing	1:32.891	6	13	5.302	0.636	94.30

QUALIFYING LAPTIME (110.0% of 1:27.589) = 1:36.347

34	16	James BUCHANAN	GBR	Kawasaki - Blue Motion Racing	1:37.420	5	7	9.831	4.529	89.91
35	33	Connor Rossi THOMSON	GBR	Yamaha - Thompson Haulage / Sound Advice	1:39.078	3	4	11.489	1.658	88.41

Weather / Track : Cloudy / Dry

These results are provisional until the conclusion of any judicial and technical matters.

Brands Hatch GP: 2.4332 miles

Date: 14/10/2022 Start: 10:10 Finish: 10:35

Race Director : Stuart Higgs <i>S. Higgs</i> <small>Digitally Approved at 11:11 Friday, 14 October 2022</small>	Stewards :	Timekeeper : Richard Evans <i>R. EVANS</i> <small>Digitally Approved at 10:41 Friday, 14 October 2022</small>
---	------------	---

Results can be found at [www.britishsuperbike.com](http://www.britishsuperbike.com)

Printed - 10:38 Friday, 14 October 2022



# MCRCB BULLETIN TK016

## 2022 Bennetts British Superbike Championship - Round 11

## 2022 Pirelli National Superstock Championship with MotoNovo

### FREE PRACTICE 1 - SECTOR ANALYSIS



SECTOR 1 = FL to I1, SECTOR 2 = I1 to I2 SECTOR 3 = I2 to I3, SECTOR 4 = I3 to FL, DIFF = Difference To Personal Best Lap, P = Crossed Finish Line in Pit Lane, D = Time Disallowed

P1		75		Alex OLSEN				BMW - FHO Racing with Kobelco				
IDEAL LAP TIME : 1:27.589		BEST LAP TIME : 1:27.589				DIFFERENCE : 0.000						
LAP	SECTOR 1	SECTOR 2		SECTOR 3		SECTOR 4		LAP TIME	MPH	DIFF	TIME OF DAY	
1 -								1:32.899	94.29	5.310	10:14:25.686	
2 -								1:30.633	96.65	3.044	10:15:56.319	
3 -								1:29.642	97.72	2.053	10:17:25.961	
4 -								1:28.826	<b>(3)</b> 98.61	1.237	10:18:54.787	
5 -							IN PIT	6:04.212	<b>P</b> 24.05	4:36.623	10:24:58.999	
6 -	OUTLAP	108.5	15.497	150.4	25.105	89.9	20.767	<b>159.4</b>	1:32.553	94.64	4.964	10:26:31.552
7 -	28.299	120.0	15.020	153.2	24.377	91.9	20.534	158.2	1:28.230	<b>(2)</b> 99.28	0.641	10:27:59.782
<b>8 -</b>	<b>27.924</b>	<b>124.2</b>	<b>14.968</b>	152.8	<b>24.278</b>	<b>97.1</b>	<b>20.419</b>	<b>159.4</b>	<b>1:27.589</b>	<b>(1)</b> <b>100.01</b>		<b>10:29:27.371</b>
9 -	32.639	83.1	17.972	141.8	24.956	90.1	20.534	159.0	1:36.101	91.15	8.512	10:31:03.472
10 -	27.996	118.7	15.143	<b>159.0</b>	25.761	90.1	20.643	156.4	1:29.543	97.82	1.954	10:32:33.015
11 -	29.285	101.0	15.695	149.1	24.515	92.8	20.616	159.0	1:30.111	97.21	2.522	10:34:03.126

P2		3		Billy McCONNELL				Honda - C&L Fairburn Properties / Jackson Racing				
IDEAL LAP TIME : 1:27.778		BEST LAP TIME : 1:27.854				DIFFERENCE : 0.076						
LAP	SECTOR 1	SECTOR 2		SECTOR 3		SECTOR 4		LAP TIME	MPH	DIFF	TIME OF DAY	
1 -	OUTLAP	104.8	16.741	127.3	27.537	86.1	21.968	153.9	1:39.411	88.11	11.557	10:12:40.213
2 -	28.811	118.7	15.565	147.8	25.463	89.0	21.572	154.9	1:31.411	95.82	3.557	10:14:11.624
3 -	28.388	117.9	15.334	153.9	24.527	94.7	20.939	156.4	1:29.188	98.21	1.334	10:15:40.812
4 -	28.294	117.5	15.320	155.3	24.466	94.3	20.598	<b>160.1</b>	1:28.678	98.78	0.824	10:17:09.490
5 -	29.082	117.1	15.671	152.5	25.257	87.6	IN PIT		9:32.914	<b>P</b> 15.28	8:05.060	10:26:42.404
6 -	OUTLAP	112.9	15.681	153.9	24.652	94.2	20.835	156.7	1:33.448	93.74	5.594	10:28:15.852
7 -	28.138	<b>122.2</b>	15.385	158.2	<b>24.174</b>	<b>97.3</b>	20.614	156.0	1:28.311	<b>(3)</b> 99.19	0.457	10:29:44.163
<b>8 -</b>	<b>27.936</b>	118.7	<b>15.084</b>	<b>159.7</b>	24.250	93.9	<b>20.584</b>	158.2	<b>1:27.854</b>	<b>(1)</b> <b>99.70</b>		<b>10:31:12.017</b>
9 -	28.736	119.6	15.537	152.5	24.418	94.2	20.829	156.0	1:29.520	97.85	1.666	10:32:41.537
10 -	28.082	115.9	15.253	157.9	24.225	95.1	20.627	158.6	1:28.187	<b>(2)</b> 99.33	0.333	10:34:09.724
11 -	28.890	117.9	15.089	149.7	24.759	94.2	21.009	156.0	1:29.747	97.60	1.893	10:35:39.471

P3		4		Dan LINFOOT				Honda - Optimum Bikes Racing				
IDEAL LAP TIME : 1:27.804		BEST LAP TIME : 1:27.915				DIFFERENCE : 0.111						
LAP	SECTOR 1	SECTOR 2		SECTOR 3		SECTOR 4		LAP TIME	MPH	DIFF	TIME OF DAY	
1 -	OUTLAP	99.8	16.589	124.2	27.868	79.3	22.148	154.6	1:40.186	87.43	12.271	10:12:41.338
2 -	29.621	110.1	15.564	154.6	24.966	87.3	21.011	159.7	1:31.162	96.09	3.247	10:14:12.500
3 -	28.710	116.9	15.346	154.9	24.527	88.6	20.654	160.1	1:29.237	98.16	1.322	10:15:41.737
4 -	28.339	119.1	15.082	157.1	24.268	89.9	20.536	<b>160.5</b>	1:28.225	<b>(2)</b> 99.28	0.310	10:17:09.962
5 -	29.351	104.6	16.963	130.0	28.198	73.5	IN PIT		6:10.212	<b>P</b> 23.66	4:42.297	10:23:20.174
6 -	OUTLAP	100.4	16.175	148.1	25.444	87.2	21.198	157.9	1:35.456	91.76	7.541	10:24:55.630
7 -	28.759	117.9	15.206	156.0	24.453	88.5	20.794	159.4	1:29.212	98.19	1.297	10:26:24.842
8 -	28.200	120.6	<b>15.077</b>	159.4	24.203	84.8	20.841	158.6	1:28.321	<b>(3)</b> 99.18	0.406	10:27:53.163
<b>9 -</b>	<b>28.090</b>	<b>123.8</b>	15.092	<b>160.9</b>	<b>24.118</b>	<b>92.1</b>	20.615	159.7	<b>1:27.915</b>	<b>(1)</b> <b>99.63</b>		<b>10:29:21.078</b>
10 -	31.495	117.1	15.398	150.8	27.276	81.6	21.277	<b>160.5</b>	1:35.446	91.77	7.531	10:30:56.524
11 -	28.348	121.3	15.226	157.9	24.576	90.5	21.283	159.4	1:29.433	97.94	1.518	10:32:25.957
12 -	28.336	112.5	16.601	139.5	25.175	85.9	20.722	158.2	1:30.834	96.43	2.919	10:33:56.791
13 -	28.523	116.9	15.209	156.4	24.291	90.8	<b>20.519</b>	156.7	1:28.542	98.93	0.627	10:35:25.333

# MCRCB BULLETIN TK016

## 2022 Bennetts British Superbike Championship - Round 11

## 2022 Pirelli National Superstock Championship with MotoNovo

### FREE PRACTICE 1 - SECTOR ANALYSIS



SECTOR 1 = FL to I1, SECTOR 2 = I1 to I2 SECTOR 3 = I2 to I3, SECTOR 4 = I3 to FL, DIFF = Difference To Personal Best Lap, P = Crossed Finish Line in Pit Lane, D = Time Disallowed

<b>P4 27</b>		<b>Bjorn ESTMENT</b>				Suzuki - Specsavers Suzuki by Hawk Racing						
IDEAL LAP TIME : 1:28.072		BEST LAP TIME : 1:28.223				DIFFERENCE : 0.151						
LAP	SECTOR 1	SECTOR 2		SECTOR 3		SECTOR 4		LAP TIME	MPH	DIFF	TIME OF DAY	
1 -	OUTLAP	97.2	16.674	123.3	29.050	75.5	22.950	152.5	1:42.205	85.70	13.982	10:11:49.582
2 -	29.833	103.5	16.086	139.2	26.455	84.5	21.945	151.4	1:34.319	92.87	6.096	10:13:23.901
3 -	29.019	115.9	15.699	133.1	26.770	83.6	21.881	153.2	1:33.369	93.81	5.146	10:14:57.270
4 -	28.742	113.5	15.411	144.6	25.566	91.9	21.291	154.9	1:31.010	96.25	2.787	10:16:28.280
5 -	28.442	112.9	15.564	139.8	25.146	90.1	21.014	<b>156.4</b>	1:30.166	97.15	1.943	10:17:58.446
6 -	28.646	112.0	15.600	138.6	24.690	91.1	20.831	153.9	1:29.767	97.58	1.544	10:19:28.213
7 -	28.673	116.7	<b>15.215</b>	153.5	25.014	88.3	21.070	154.6	1:29.972	97.36	1.749	10:20:58.185
8 -	28.312	116.9	15.401	150.1	24.503	92.1	20.938	154.2	1:29.154 <b>(3)</b>	98.25	0.931	10:22:27.339
9 -	30.260	110.1					IN PIT		4:17.573 <b>P</b>	34.00	2:49.350	10:26:44.912
10 -	OUTLAP	109.1	15.459	144.0	25.700	82.8	21.477	153.2	1:33.565	93.62	5.342	10:28:18.477
<b>11 -</b>	<b>28.062</b>	<b>119.1</b>	15.263	<b>156.0</b>	<b>24.092</b>	<b>94.3</b>	20.806	155.3	<b>1:28.223 (1)</b>	<b>99.29</b>		<b>10:29:46.700</b>
12 -	28.088	122.4	15.262	154.2	24.138	92.3	<b>20.742</b>	<b>156.4</b>	1:28.230 <b>(2)</b>	99.28	0.007	10:31:14.930
13 -	28.608	114.9	15.657	151.8	24.437	93.0	20.863	154.9	1:29.565	97.80	1.342	10:32:44.495
14 -	28.987	112.5	15.634	152.1	24.850	91.9	21.007	154.6	1:30.478	96.81	2.255	10:34:14.973
15 -	<b>28.023</b>	<b>122.6</b>	15.350	152.5	25.113	87.0	21.563	139.8	1:30.049	97.27	1.826	10:35:45.022

<b>P5 21</b>		<b>Tom WARD</b>				Aprilia - IN Competition / Aprilia						
IDEAL LAP TIME : 1:27.923		BEST LAP TIME : 1:28.277				DIFFERENCE : 0.354						
LAP	SECTOR 1	SECTOR 2		SECTOR 3		SECTOR 4		LAP TIME	MPH	DIFF	TIME OF DAY	
1 -	29.037	119.4	15.398	149.1	25.627	87.0	21.368	153.9	1:31.430	95.80	3.153	10:13:55.949
2 -	28.607	120.0	15.296	150.1	24.875	92.6	21.282	156.0	1:30.060	97.26	1.783	10:15:26.009
3 -	28.487	120.9	15.225	157.5	24.947	89.8	20.949	157.5	1:29.608	97.75	1.331	10:16:55.617
4 -	28.404	120.0	15.495	150.8	24.714	92.5	21.018	156.4	1:29.631	97.73	1.354	10:18:25.248
5 -		108.4	16.748	142.1	25.073	89.9	20.954	154.9	6:16.684	23.25	4:48.407	10:24:41.932
6 -	28.063	124.0	15.240	155.3	24.444	<b>94.9</b>	20.875	156.7	1:28.622	98.84	0.345	10:26:10.554
7 -	<b>28.026</b>	124.7	15.170	155.7	24.398	89.8	20.853	157.1	1:28.447 <b>(3)</b>	99.04	0.170	10:27:39.001
8 -	28.402	120.2	15.336	155.3	24.496	91.4	20.687	156.4	1:28.921	98.51	0.644	10:29:07.922
9 -	28.034	124.9	<b>15.169</b>	154.9	24.679	89.8	21.021	156.4	1:28.903	98.53	0.626	10:30:36.825
10 -	28.122	123.5	15.272	157.1	24.436	91.5	20.681	156.0	1:28.511	98.96	0.234	10:32:05.336
11 -	28.034	120.4	15.297	153.9	24.592	82.3	20.972	157.9	1:28.895	98.54	0.618	10:33:34.231
<b>12 -</b>	<b>28.061</b>	<b>122.9</b>	15.296	153.5	24.310	91.9	20.610	153.5	<b>1:28.277 (1)</b>	<b>99.23</b>		<b>10:35:02.508</b>
13 -	28.465	<b>126.6</b>	<b>15.169</b>	<b>158.2</b>	<b>24.173</b>	92.4	<b>20.555</b>	<b>158.6</b>	1:28.362 <b>(2)</b>	99.13	0.085	10:36:30.870

<b>P6 40</b>		<b>Joe FRANCIS</b>				Kawasaki - Stauff Fluid Power Kawasaki						
IDEAL LAP TIME : 1:28.079		BEST LAP TIME : 1:28.355				DIFFERENCE : 0.276						
LAP	SECTOR 1	SECTOR 2		SECTOR 3		SECTOR 4		LAP TIME	MPH	DIFF	TIME OF DAY	
1 -	OUTLAP	107.0	16.099	141.8	26.248	85.7	21.877	152.1	1:35.124	92.08	6.769	10:12:52.011
2 -	29.087	120.0	15.609	154.9	25.368	89.1	21.251	152.8	1:31.315	95.92	2.960	10:14:23.326
3 -	28.417	<b>124.2</b>	15.570	157.5	24.479	93.3	20.998	153.2	1:29.464	97.91	1.109	10:15:52.790
4 -	29.142	118.9	15.630	157.5	24.395	92.5	20.940	<b>154.6</b>	1:30.107	97.21	1.752	10:17:22.897
5 -	28.225	118.5	15.363	156.4	24.327	91.5	21.228	153.5	1:29.143	98.26	0.788	10:18:52.040
6 -	29.924	118.5	16.125	148.4	25.868	82.3	IN PIT		7:31.035 <b>P</b>	19.42	6:02.680	10:26:23.075
7 -	OUTLAP	115.1	15.659	154.6	25.217	87.6	20.943	154.2	1:34.274	92.91	5.919	10:27:57.349
<b>8 -</b>	<b>28.018</b>	123.5	15.366	160.1	<b>24.007</b>	91.4	20.964	153.9	<b>1:28.355 (1)</b>	<b>99.14</b>		<b>10:29:25.704</b>
9 -	28.054	121.5	<b>15.309</b>	<b>160.5</b>	24.359	<b>94.3</b>	20.829	153.9	1:28.551 <b>(3)</b>	98.92	0.196	10:30:54.255
10 -	28.163	120.9	15.463	159.4	24.057	94.1	<b>20.745</b>	<b>154.6</b>	1:28.428 <b>(2)</b>	99.06	0.073	10:32:22.683
11 -	30.698	106.1	16.900	144.6	25.565	86.2	20.947	152.8	1:34.110	93.08	5.755	10:33:56.793
12 -	28.306	121.5	15.449	154.9	24.965	86.2	21.768	143.0	1:30.488	96.80	2.133	10:35:27.281

# MCRCB BULLETIN TK016

## 2022 Bennetts British Superbike Championship - Round 11

## 2022 Pirelli National Superstock Championship with MotoNovo

### FREE PRACTICE 1 - SECTOR ANALYSIS



SECTOR 1 = FL to I1, SECTOR 2 = I1 to I2 SECTOR 3 = I2 to I3, SECTOR 4 = I3 to FL, DIFF = Difference To Personal Best Lap, P = Crossed Finish Line in Pit Lane, D = Time Disallowed

P7 57		Levi DAY		Suzuki - Powerslide Motorcycles Racing								
IDEAL LAP TIME : 1:28.345		BEST LAP TIME : 1:28.372		DIFFERENCE : 0.027								
LAP	SECTOR 1	SECTOR 2	SECTOR 3	SECTOR 4	LAP TIME	MPH	DIFF	TIME OF DAY				
1 -	OUTLAP	89.8	17.971	112.4	29.710	69.7	23.745	145.8	1:49.010	80.35	20.638	10:11:57.877
2 -	30.812	102.9	16.140	132.3	27.495	79.5	21.978	154.2	1:36.425	90.84	8.053	10:13:34.302
3 -	30.286	106.1	16.472	137.5	26.079	85.8	21.955	154.6	1:34.792	92.41	6.420	10:15:09.094
4 -	29.375	111.6	15.672	151.4	25.057	87.9	21.162	156.4	1:31.266	95.98	2.894	10:16:40.360
5 -	28.642	117.1	15.369	157.5	24.821	87.1	21.068	157.1	1:29.900	97.43	1.528	10:18:10.260
6 -	28.451	120.2	15.340	137.5	26.446	87.9	21.313	154.9	1:31.550	95.68	3.178	10:19:41.810
7 -	28.444	117.7	15.356	159.7	24.459	<b>91.5</b>	20.882	157.1	1:29.141 (3)	98.26	0.769	10:21:10.951
8 -	28.348	120.2	15.305	155.7	24.471	91.3	IN PIT		3:56.668 P	37.01	2:28.296	10:25:07.619
9 -	OUTLAP	107.2	15.974	146.5	25.159	89.8	21.636	151.8	1:35.049	92.16	6.677	10:26:42.668
10 -	28.754	118.5	15.355	157.1	24.442	90.4	20.945	157.1	1:29.496	97.87	1.124	10:28:12.164
11 -	28.317	121.3	<b>15.151</b>	<b>160.5</b>	24.379	89.2	20.734	156.4	1:28.581 (2)	98.89	0.209	10:29:40.745
12 -	29.507	110.7	15.768	147.1	25.651	84.3	21.079	157.1	1:32.005	95.21	3.633	10:31:12.750
13 -	<b>28.293</b>	<b>122.6</b>	15.479	152.1	24.636	87.8	20.774	157.9	1:29.182	98.22	0.810	10:32:41.932
<b>14 -</b>	28.296	115.1	15.175	159.0	<b>24.286</b>	90.1	<b>20.615</b>	<b>159.0</b>	<b>1:28.372 (1)</b>	<b>99.12</b>		<b>10:34:10.304</b>
15 -	30.318	106.8	19.379	112.4	29.430	83.6	21.239	155.3	1:40.366	87.27	11.994	10:35:50.670

P8 51		Brayden ELLIOTT		Honda - CFS Filtration No Bull Racing								
IDEAL LAP TIME : 1:28.185		BEST LAP TIME : 1:28.381		DIFFERENCE : 0.196								
LAP	SECTOR 1	SECTOR 2	SECTOR 3	SECTOR 4	LAP TIME	MPH	DIFF	TIME OF DAY				
1 -	OUTLAP	101.3	16.333	130.8	26.768	81.3	22.012	146.2	1:37.115	90.20	8.734	10:12:43.916
2 -	30.294	107.8	15.871	136.1	25.819	84.4	21.413	156.7	1:33.397	93.79	5.016	10:14:17.313
3 -	28.768	117.3	15.394	146.8	25.160	88.6	20.918	156.7	1:30.240	97.07	1.859	10:15:47.553
4 -	28.752	114.7	15.273	149.7	25.295	79.3	21.510	158.6	1:30.830	96.44	2.449	10:17:18.383
5 -	28.483	118.3	15.211	155.7	24.594	90.0	20.899	157.1	1:29.187	98.21	0.806	10:18:47.570
6 -	28.886	117.7	15.285	151.8	24.938	89.7	IN PIT		4:53.572 P	29.83	3:25.191	10:23:41.142
7 -	OUTLAP	118.1	15.532	147.1	25.070	92.0	21.028	156.7	1:32.633	94.56	4.252	10:25:13.775
8 -	28.275	116.3	15.225	151.4	24.524	91.4	20.771	157.1	1:28.795	98.65	0.414	10:26:42.570
9 -	28.215	122.4	<b>15.108</b>	154.2	24.441	93.3	20.655	158.2	1:28.419 (2)	99.07	0.038	10:28:10.989
10 -	<b>28.137</b>	<b>124.7</b>	15.232	154.6	24.525	93.2	20.689	154.2	1:28.583 (3)	98.88	0.202	10:29:39.572
11 -	30.834	99.1					IN PIT		1:48.818 P	80.49	20.437	10:31:28.390
12 -	OUTLAP	108.5	15.950	146.8	24.920	91.9	20.775	157.1	1:35.437	91.78	7.056	10:33:03.827
<b>13 -</b>	28.259	122.0	15.182	<b>156.4</b>	<b>24.300</b>	94.9	<b>20.640</b>	<b>159.0</b>	<b>1:28.381 (1)</b>	<b>99.11</b>		<b>10:34:32.208</b>
14 -	28.422	118.9	15.168	153.9	24.527	<b>95.0</b>	20.842	156.7	1:28.959	98.47	0.578	10:36:01.167

P9 5		Richard KERR		Honda - AMD Motorsport								
IDEAL LAP TIME : 1:28.244		BEST LAP TIME : 1:28.416		DIFFERENCE : 0.172								
LAP	SECTOR 1	SECTOR 2	SECTOR 3	SECTOR 4	LAP TIME	MPH	DIFF	TIME OF DAY				
1 -	OUTLAP	98.2	15.934	142.1	26.798	82.0	22.086	156.4	1:37.265	90.06	8.849	10:12:25.901
2 -	29.455	107.7	15.652	151.1	25.651	81.0	21.280	158.6	1:32.038	95.17	3.622	10:13:57.939
3 -	28.816	114.5	15.452	154.9	24.945	88.4	20.873	159.4	1:30.086	97.23	1.670	10:15:28.025
4 -	28.419	117.1	15.299	154.9	24.737	87.4	20.844	159.7	1:29.299 (3)	98.09	0.883	10:16:57.324
5 -	28.331	120.0	15.377	151.1	25.006	85.0	20.878	<b>161.3</b>	1:29.592	97.77	1.176	10:18:26.916
6 -	31.340	105.3	16.837	135.2	26.346	75.7	21.464	158.2	1:35.987	91.26	7.571	10:20:02.903
7 -	28.506	118.1	15.740	145.5	26.615	79.1	21.389	157.9	1:32.250	94.95	3.834	10:21:35.153
8 -	30.732	86.9					IN PIT		3:06.767 P	46.90	1:38.351	10:24:41.920
9 -	OUTLAP	112.5	15.474	151.4	26.312	67.1	21.807	159.4	1:33.807	93.38	5.391	10:26:15.727
10 -	28.213	117.9	15.203	159.7	24.787	84.3	21.151	159.7	1:29.354	98.03	0.938	10:27:45.081
11 -	28.178	120.2	15.237	156.4	26.776	83.1	21.416	159.7	1:31.607	95.62	3.191	10:29:16.688
12 -	28.140	120.4	<b>15.080</b>	157.5	<b>24.399</b>	<b>90.1</b>	20.848	158.6	1:28.467 (2)	99.01	0.051	10:30:45.155
13 -	31.543	105.6	16.243	147.8	25.943	89.8	20.921	158.6	1:34.650	92.54	6.234	10:32:19.805
<b>14 -</b>	<b>28.113</b>	<b>122.0</b>	15.213	<b>162.0</b>	24.438	<b>90.1</b>	<b>20.652</b>	159.4	<b>1:28.416 (1)</b>	<b>99.07</b>		<b>10:33:48.221</b>
15 -	28.939	113.1	15.422	155.3	25.160	83.6	21.191	159.4	1:30.712	96.56	2.296	10:35:18.933

# MCRCB BULLETIN TK016

## 2022 Bennetts British Superbike Championship - Round 11

## 2022 Pirelli National Superstock Championship with MotoNovo

### FREE PRACTICE 1 - SECTOR ANALYSIS



SECTOR 1 = FL to I1, SECTOR 2 = I1 to I2 SECTOR 3 = I2 to I3, SECTOR 4 = I3 to FL, DIFF = Difference To Personal Best Lap, P = Crossed Finish Line in Pit Lane, D = Time Disallowed

P10 55		Ash BEECH						Honda - Jones Dorling Racing				
IDEAL LAP TIME : 1:28.231		BEST LAP TIME : 1:28.446						DIFFERENCE : 0.215				
LAP	SECTOR 1	SECTOR 2		SECTOR 3		SECTOR 4		LAP TIME	MPH	DIFF	TIME OF DAY	
1 -	OUTLAP	91.8	17.748	120.9	29.663	75.0	23.671	134.7	1:48.253	80.92	19.807	10:11:55.019
2 -	31.559	102.1	16.238	132.6	26.840	83.0	22.143	153.2	1:36.780	90.51	8.334	10:13:31.799
3 -	29.661	111.8	15.826	141.5	25.615	87.7	21.287	158.2	1:32.389	94.81	3.943	10:15:04.188
4 -	29.023	116.9	15.555	150.4	24.781	89.8	21.196	159.7	1:30.555	96.73	2.109	10:16:34.743
5 -	28.557	119.1	15.518	152.5	24.726	93.0	20.832	159.7	1:29.633	97.73	1.187	10:18:04.376
6 -	29.388	114.9	15.550	151.1	24.567	92.1	20.840	158.2	1:30.345	96.95	1.899	10:19:34.721
7 -	28.476	118.9	15.406	156.0	24.445	93.4	20.750	158.6	1:29.077	98.34	0.631	10:21:03.798
8 -	28.357	120.9	<b>15.244</b>	<b>160.1</b>	24.648	88.6	21.037	157.9	1:29.286	98.10	0.840	10:22:33.084
9 -	<b>28.147</b>	<b>123.3</b>	15.439	158.2	24.274	93.0	20.725	158.2	1:28.585 (3)	98.88	0.139	10:24:01.669
10 -	30.021	107.7	15.925	145.5	25.805	89.7	IN PIT		4:00.162 P	36.47	2:31.716	10:28:01.831
11 -	OUTLAP	114.3	15.537	155.7	24.913	92.9	20.870	158.6	1:32.225	94.98	3.779	10:29:34.056
12 -	28.225	122.2	15.269	159.4	24.281	93.8	20.671	<b>160.1</b>	<b>1:28.446 (1)</b>	<b>99.04</b>		<b>10:31:02.502</b>
13 -	29.185	103.5	15.556	154.6	25.661	89.8	20.731	159.7	1:31.133	96.12	2.687	10:32:33.635
14 -	28.174	122.9	15.286	156.0	24.323	<b>94.9</b>	20.666	159.7	1:28.449 (2)	99.03	0.003	10:34:02.084
15 -	28.508	117.9	15.347	156.7	<b>24.175</b>	<b>94.9</b>	<b>20.665</b>	<b>160.1</b>	1:28.695	98.76	0.249	10:35:30.779

P11 18		Shaun WINFIELD						Honda - TAG Racing Honda				
IDEAL LAP TIME : 1:28.392		BEST LAP TIME : 1:28.647						DIFFERENCE : 0.255				
LAP	SECTOR 1	SECTOR 2		SECTOR 3		SECTOR 4		LAP TIME	MPH	DIFF	TIME OF DAY	
1 -	OUTLAP	95.4	16.545	130.8	28.391	79.2	21.708	153.2	1:40.279	87.35	11.632	10:11:44.428
2 -	29.700	106.3	15.881	130.3	26.892	81.7	21.546	155.7	1:34.019	93.17	5.372	10:13:18.447
3 -	29.381	111.8	15.531	145.2	25.516	86.0	21.051	156.7	1:31.479	95.75	2.832	10:14:49.926
4 -	29.081	113.7	15.452	147.1	25.009	88.4	21.070	156.0	1:30.612	96.67	1.965	10:16:20.538
5 -	33.765	81.1					IN PIT		7:00.213 P	20.84	5:31.566	10:23:20.751
6 -	OUTLAP	103.4	16.059	140.3	25.464	87.9	21.045	155.7	1:34.959	92.24	6.312	10:24:55.710
7 -	28.810	113.3	15.284	148.7	24.472	88.7	20.630	157.5	1:29.196 (3)	98.20	0.549	10:26:24.906
8 -	28.502	116.1	15.121	150.4	<b>24.397</b>	88.7	20.627	156.0	<b>1:28.647 (1)</b>	<b>98.81</b>		<b>10:27:53.553</b>
9 -	28.530	120.2	15.216	149.1	24.454	<b>92.0</b>	<b>20.455</b>	<b>159.0</b>	1:28.655 (2)	98.80	0.008	10:29:22.208
10 -	<b>28.435</b>	119.6	15.202	<b>152.5</b>	24.631	85.7	21.084	158.2	1:29.352	98.03	0.705	10:30:51.560
11 -	28.591	<b>120.6</b>	<b>15.105</b>	150.1	24.979	82.9	21.494	157.1	1:30.169	97.14	1.522	10:32:21.729
12 -	28.753	115.5	15.368	149.1	24.740	87.6	20.750	158.2	1:29.611	97.75	0.964	10:33:51.340
13 -	29.701	102.9	15.867	140.9	25.782	84.2	21.782	142.4	1:33.132	94.05	4.485	10:35:24.472

P12 14		Tim NEAVE						Yamaha - Edwards Yamaha				
IDEAL LAP TIME : 1:28.689		BEST LAP TIME : 1:28.689						DIFFERENCE : 0.000				
LAP	SECTOR 1	SECTOR 2		SECTOR 3		SECTOR 4		LAP TIME	MPH	DIFF	TIME OF DAY	
1 -	29.935	101.2	15.985	144.9	26.463	84.6	21.834	154.6	1:34.217	92.97	5.528	10:13:22.980
2 -	29.303	105.6	16.210	133.6	26.422	87.2	21.469	155.7	1:33.404	93.78	4.715	10:14:56.384
3 -	29.009	112.2	15.776	141.5	25.402	90.9	21.196	155.3	1:31.383	95.85	2.694	10:16:27.767
4 -	28.681	118.9	15.657	148.1	24.928	92.6	21.167	<b>156.7</b>	1:30.433	96.86	1.744	10:17:58.200
5 -	28.590	112.7	15.629	155.3	24.497	93.8	21.054	<b>156.7</b>	1:29.770	97.58	1.081	10:19:27.970
6 -	28.521	115.5	15.587	<b>157.5</b>	24.424	94.5	21.067	154.6	1:29.599 (3)	97.76	0.910	10:20:57.569
7 -		98.1	16.676	130.0	26.692	86.7	21.605	153.2	8:01.557	18.19	6:32.868	10:28:59.126
8 -	28.479	113.9	15.737	155.3	24.687	92.9	21.163	156.4	1:30.066	97.26	1.377	10:30:29.192
9 -	28.322	<b>120.0</b>	15.530	156.7	24.534	91.0	21.075	156.0	1:29.461 (2)	97.91	0.772	10:31:58.653
10 -	29.851	102.9	16.688	131.8	26.907	85.8	21.536	<b>156.7</b>	1:34.982	92.22	6.293	10:33:33.635
11 -	<b>28.159</b>	119.4	<b>15.510</b>	155.3	<b>24.253</b>	<b>96.1</b>	<b>20.767</b>	<b>156.7</b>	<b>1:28.689 (1)</b>	<b>98.77</b>		<b>10:35:02.324</b>

# MCRCB BULLETIN TK016

## 2022 Bennetts British Superbike Championship - Round 11

## 2022 Pirelli National Superstock Championship with MotoNovo

### FREE PRACTICE 1 - SECTOR ANALYSIS



SECTOR 1 = FL to I1, SECTOR 2 = I1 to I2 SECTOR 3 = I2 to I3, SECTOR 4 = I3 to FL, DIFF = Difference To Personal Best Lap, P = Crossed Finish Line in Pit Lane, D = Time Disallowed

P13 23		Luke HEDGER				Kawasaki - Platform Hire Racing						
IDEAL LAP TIME : 1:28.736		BEST LAP TIME : 1:28.737				DIFFERENCE : 0.001						
LAP	SECTOR 1	SECTOR 2		SECTOR 3		SECTOR 4		LAP TIME	MPH	DIFF	TIME OF DAY	
1 -	OUTLAP	107.7	16.042	130.8	27.296	84.7	22.137	156.4	1:38.832	88.63	10.095	10:11:44.323
2 -	29.554	113.7	15.933	139.2	26.854	85.2	IN PIT		5:05.258 P	28.69	3:36.521	10:16:49.581
3 -	OUTLAP	103.2	16.338	140.9	25.335	87.1	21.584	158.6	1:37.142	90.17	8.405	10:18:26.723
4 -	29.615	117.3	15.597	151.1	24.841	92.0	21.129	157.1	1:31.182	96.06	2.445	10:19:57.905
5 -	29.016	117.1	15.496	156.7	24.871	92.1	21.009	156.7	1:30.392	96.90	1.655	10:21:28.297
6 -	28.880	121.7	15.428	153.9	24.723	90.4	21.022	158.2	1:30.053	97.27	1.316	10:22:58.350
7 -	28.629	113.5	15.701	150.8	24.742	<b>93.2</b>	20.877	158.2	1:29.949	97.38	1.212	10:24:28.299
8 -	28.744	120.6	15.460	154.6	24.571	92.3	20.941	157.9	1:29.716	97.63	0.979	10:25:58.015
9 -	28.501	122.9	<b>15.210</b>	159.0	<b>24.324</b>	92.8	<b>20.702</b>	158.2	<b>1:28.737 (1)</b>	<b>98.71</b>		<b>10:27:26.752</b>
10 -	30.555	98.1					IN PIT		2:45.780 P	52.84	1:17.043	10:30:12.532
11 -	OUTLAP	115.9	15.482	<b>159.4</b>	24.604	89.7	21.112	157.5	1:30.876	96.39	2.139	10:31:43.408
12 -	28.760	122.9	15.295	159.0	24.459	92.8	20.849	<b>159.4</b>	1:29.363 (3)	98.02	0.626	10:33:12.771
13 -	<b>28.500</b>	122.0	15.377	157.9	24.612	90.5	21.016	158.2	1:29.505	97.86	0.768	10:34:42.276
14 -	28.597	<b>123.8</b>	15.341	158.6	24.394	91.3	20.792	158.2	1:29.124 (2)	98.28	0.387	10:36:11.400

P14 44		Jack NIXON				BMW - FHO Racing with Kobelco						
IDEAL LAP TIME : 1:28.573		BEST LAP TIME : 1:28.754				DIFFERENCE : 0.181						
LAP	SECTOR 1	SECTOR 2		SECTOR 3		SECTOR 4		LAP TIME	MPH	DIFF	TIME OF DAY	
1 -	OUTLAP	97.5	16.035	134.4	27.485	80.6	23.083	149.4	1:39.681	87.87	10.927	10:12:28.980
2 -	30.131	103.2	15.860	146.2	26.271	86.3	21.954	156.4	1:34.216	92.97	5.462	10:14:03.196
3 -	29.488	109.1	15.623	142.7	25.760	87.1	21.532	153.9	1:32.403	94.80	3.649	10:15:35.599
4 -	29.219	111.8	15.675	142.4	25.544	88.0	21.294	157.1	1:31.732	95.49	2.978	10:17:07.331
5 -	28.922	107.7	15.606	147.4	25.470	89.4	21.457	156.7	1:31.455	95.78	2.701	10:18:38.786
6 -	28.645	112.5	15.562	146.8	25.348	87.4	21.204	157.1	1:30.759	96.51	2.005	10:20:09.545
7 -	28.433	115.3	15.382	<b>149.7</b>	24.965	<b>94.9</b>	21.186	157.5	1:29.966	97.36	1.212	10:21:39.511
8 -	28.793	95.3					IN PIT		4:30.640 P	32.36	3:01.886	10:26:10.151
9 -	OUTLAP	103.5	16.027	143.0	25.066	92.8	21.040	157.9	1:33.709	93.47	4.955	10:27:43.860
10 -	<b>28.272</b>	113.1	15.469	148.4	24.514	94.2	21.292	158.2	1:29.547	97.82	0.793	10:29:13.407
11 -	28.279	115.3	15.379	144.3	24.688	91.1	21.002	157.1	1:29.348 (3)	98.04	0.594	10:30:42.755
12 -	28.335	109.6	<b>15.226</b>	142.1	24.968	90.5	<b>20.758</b>	158.6	1:29.287 (2)	98.10	0.533	10:32:12.042
13 -	28.327	<b>115.7</b>	15.325	147.8	<b>24.317</b>	94.5	20.785	<b>159.4</b>	<b>1:28.754 (1)</b>	<b>98.69</b>		<b>10:33:40.796</b>
14 -	29.888	109.1	15.637	140.1	25.951	86.4	22.186	139.8	1:33.662	93.52	4.908	10:35:14.458

P15 77		Brent HARRAN				Honda - Optimum Bikes Racing						
IDEAL LAP TIME : 1:28.875		BEST LAP TIME : 1:29.218				DIFFERENCE : 0.343						
LAP	SECTOR 1	SECTOR 2		SECTOR 3		SECTOR 4		LAP TIME	MPH	DIFF	TIME OF DAY	
1 -	OUTLAP	101.6	16.156	130.8	28.212	80.3	22.315	149.1	1:39.815	87.76	10.597	10:12:41.940
2 -	29.962	113.9	15.551	141.5	25.572	89.0	21.424	156.0	1:32.509	94.69	3.291	10:14:14.449
3 -	29.157	114.7	15.453	148.4	25.032	90.5	21.019	<b>158.6</b>	1:30.661	96.62	1.443	10:15:45.110
4 -	29.047	118.1	15.571	147.8	25.071	90.5	21.053	155.7	1:30.742	96.53	1.524	10:17:15.852
5 -	28.772	119.1	15.272	150.8	24.843	87.8	20.957	157.5	1:29.844	97.50	0.626	10:18:45.696
6 -	28.586	118.7	15.340	151.4	24.781	86.3	21.194	156.7	1:29.901	97.43	0.683	10:20:15.597
7 -	28.677	119.6	15.285	151.8	24.596	90.4	20.979	154.9	1:29.537	97.83	0.319	10:21:45.134
8 -	28.805	<b>120.0</b>	15.447	148.7	24.866	<b>92.4</b>	<b>20.800</b>	154.9	1:29.918	97.42	0.700	10:23:15.052
9 -	29.250	115.5	15.340	152.8	24.925	91.5	20.814	155.7	1:30.329	96.97	1.111	10:24:45.381
10 -	28.504	118.3	15.260	<b>153.5</b>	<b>24.584</b>	91.1	20.870	157.5	<b>1:29.218 (1)</b>	<b>98.18</b>		<b>10:26:14.599</b>
11 -	<b>28.341</b>	118.7	15.267	145.8	24.917	90.1	20.804	157.5	1:29.329 (3)	98.06	0.111	10:27:43.928
12 -	28.544	111.4	15.535	149.1	24.721	92.0	20.807	157.1	1:29.607	97.75	0.389	10:29:13.535
13 -	28.458	117.9	<b>15.150</b>	144.9	24.825	88.3	20.888	154.6	1:29.321 (2)	98.07	0.103	10:30:42.856
14 -	28.393	115.3	15.216	147.8	24.994	89.7	20.834	156.7	1:29.437	97.94	0.219	10:32:12.293



# MCRCB BULLETIN TK016

## 2022 Bennetts British Superbike Championship - Round 11

## 2022 Pirelli National Superstock Championship with MotoNovo

### FREE PRACTICE 1 - SECTOR ANALYSIS



SECTOR 1 = FL to I1, SECTOR 2 = I1 to I2 SECTOR 3 = I2 to I3, SECTOR 4 = I3 to FL, DIFF = Difference To Personal Best Lap, P = Crossed Finish Line in Pit Lane, D = Time Disallowed

P16 96		Brandon PAASCH				Suzuki - VisionTrack Suzuki						
IDEAL LAP TIME : 1:29.317		BEST LAP TIME : 1:29.383				DIFFERENCE : 0.066						
LAP	SECTOR 1	SECTOR 2		SECTOR 3		SECTOR 4		LAP TIME	MPH	DIFF	TIME OF DAY	
1 -	OUTLAP	93.4	17.224	120.4	29.253	75.5	23.953	150.4	1:44.514	83.81	15.131	10:11:57.418
2 -	30.927	99.1	16.124	138.6	27.578	82.6	22.170	154.6	1:36.799	90.49	7.416	10:13:34.217
3 -	30.139	104.5	16.513	138.9	26.099	83.9	21.915	153.2	1:34.666	92.53	5.283	10:15:08.883
4 -	29.529	111.4	15.876	146.5	25.354	87.4	21.393	<b>156.0</b>	1:32.152	95.05	2.769	10:16:41.035
5 -	29.213	116.1	15.472	149.4	25.275	92.1	21.459	154.6	1:31.419	95.82	2.036	10:18:12.454
6 -	28.910	114.7	15.573	151.4	26.773	90.4	21.424	155.3	1:32.680	94.51	3.297	10:19:45.134
7 -	29.316	117.1	15.545	151.4	25.197	87.9	21.364	154.6	1:31.422	95.81	2.039	10:21:16.556
8 -	28.992	114.9	15.485	154.9	25.137	90.3	21.396	153.2	1:31.010	96.25	1.627	10:22:47.566
9 -	29.350	106.5	16.713	140.6	26.657	83.7	IN PIT		4:22.725	<b>P</b> 33.34	2:53.342	10:27:10.291
10 -	OUTLAP	85.1	21.077	130.5	27.540	83.9	21.679	154.9	1:49.211	80.21	19.828	10:28:59.502
11 -	28.998	120.2	15.376	151.4	24.709	90.5	21.171	154.6	1:30.254	97.05	0.871	10:30:29.756
12 -	28.508	<b>120.9</b>	<b>15.309</b>	153.2	24.530	89.7	21.209	154.9	1:29.556	<b>(2)</b> 97.81	0.173	10:31:59.312
13 -	28.971	116.7	16.548	154.9	24.887	89.9	21.132	153.5	1:31.538	95.69	2.155	10:33:30.850
14 -	28.900	114.9	15.409	153.2	24.733	93.7	21.183	152.8	1:30.225	<b>(3)</b> 97.08	0.842	10:35:01.075
15 -	<b>28.489</b>	119.1	15.375	<b>157.1</b>	<b>24.510</b>	<b>94.2</b>	<b>21.009</b>	152.5	<b>1:29.383</b>	<b>(1)</b> <b>98.00</b>		<b>10:36:30.458</b>

P17 19		Joe TALBOT				Kawasaki - Cheshire Mouldings Kawasaki by JR Performance						
IDEAL LAP TIME : 1:29.570		BEST LAP TIME : 1:29.662				DIFFERENCE : 0.092						
LAP	SECTOR 1	SECTOR 2		SECTOR 3		SECTOR 4		LAP TIME	MPH	DIFF	TIME OF DAY	
1 -	OUTLAP	96.9	18.776	104.3	31.097	67.3	23.560	150.8	1:47.278	81.65	17.616	10:12:04.274
2 -	30.157	111.1	16.082	143.0	27.606	76.5	22.012	149.4	1:35.857	91.38	6.195	10:13:40.131
3 -	29.714	115.3	15.725	146.8	26.897	78.5	21.850	153.9	1:34.186	93.00	4.524	10:15:14.317
4 -	29.346	110.7	16.297	142.4	26.585	77.6	IN PIT		5:30.309	<b>P</b> 26.52	4:00.647	10:20:44.626
5 -	OUTLAP	104.2	15.905	147.1	26.078	80.8	21.395	153.2	1:35.261	91.95	5.599	10:22:19.887
6 -	28.725	119.8	15.696	150.8	25.419	82.9	21.163	152.5	1:31.003	96.25	1.341	10:23:50.890
7 -	28.610	120.9	15.549	155.7	25.192	85.2	21.133	154.6	1:30.484	96.81	0.822	10:25:21.374
8 -	35.202	59.0	17.293	142.7	31.059	74.3	25.621	153.5	1:49.175	80.23	19.513	10:27:10.549
9 -	28.748	119.1	15.448	148.1	25.329	83.0	21.225	153.5	1:30.750	96.52	1.088	10:28:41.299
10 -	28.374	121.5	15.541	<b>156.0</b>	25.062	88.0	<b>20.953</b>	154.6	1:29.930	<b>(2)</b> 97.40	0.268	10:30:11.229
11 -	<b>28.360</b>	<b>123.3</b>	15.457	<b>156.0</b>	<b>24.870</b>	88.5	20.975	153.5	<b>1:29.662</b>	<b>(1)</b> <b>97.69</b>		<b>10:31:40.891</b>
12 -	28.453	<b>123.3</b>	15.395	151.4	25.183	87.1	21.112	154.6	1:30.143	<b>(3)</b> 97.17	0.481	10:33:11.034
13 -	28.879	105.3	16.694	131.5	28.198	88.0	21.176	<b>154.9</b>	1:34.947	92.26	5.285	10:34:45.981
14 -	28.496	119.1	<b>15.387</b>	150.4	25.109	<b>90.5</b>	21.513	144.3	1:30.505	96.78	0.843	10:36:16.486

P18 20		Tom OLIVER				Aprilia - IN Competition / Aprilia						
IDEAL LAP TIME : 1:29.465		BEST LAP TIME : 1:29.681				DIFFERENCE : 0.216						
LAP	SECTOR 1	SECTOR 2		SECTOR 3		SECTOR 4		LAP TIME	MPH	DIFF	TIME OF DAY	
1 -	OUTLAP	97.2	16.604	130.0	28.181	77.7	22.484	150.8	1:40.758	86.93	11.077	10:12:42.439
2 -	30.614	104.8	15.926	134.7	26.449	83.7	21.843	154.9	1:34.832	92.37	5.151	10:14:17.271
3 -	29.570	109.8	15.683	147.1	25.387	85.9	21.317	154.6	1:31.957	95.26	2.276	10:15:49.228
4 -	29.571	112.9	15.696	149.1	25.326	84.8	21.345	156.0	1:31.938	95.27	2.257	10:17:21.166
5 -	28.989	116.3	15.375	152.8	24.921	87.0	21.395	152.1	1:30.680	96.60	0.999	10:18:51.846
6 -	31.941	110.7	16.256	138.6	25.539	84.2	IN PIT		5:31.136	<b>P</b> 26.45	4:01.455	10:24:22.982
7 -	OUTLAP	93.0	19.124	129.0	27.279	89.0	21.806	148.4	1:47.716	81.32	18.035	10:26:10.698
8 -	29.285	117.5	15.565	153.9	24.797	88.5	21.073	<b>157.5</b>	1:30.720	96.55	1.039	10:27:41.418
9 -	28.930	115.3	15.416	153.5	24.959	87.4	21.085	157.1	1:30.390	96.91	0.709	10:29:11.808
10 -	<b>28.639</b>	<b>118.3</b>	15.344	152.8	25.015	<b>92.0</b>	21.222	<b>157.5</b>	1:30.220	<b>(3)</b> 97.09	0.539	10:30:42.028
11 -	28.815	116.9	<b>15.338</b>	<b>157.9</b>	24.831	91.0	20.943	155.7	1:29.927	<b>(2)</b> 97.41	0.246	10:32:11.955
12 -	28.776	116.7	15.417	154.6	<b>24.676</b>	88.4	<b>20.812</b>	156.7	<b>1:29.681</b>	<b>(1)</b> <b>97.67</b>		<b>10:33:41.636</b>
13 -	29.671	106.8	16.144	141.8	25.740	84.9	21.545	137.7	1:33.100	94.09	3.419	10:35:14.736

# MCRCB BULLETIN TK016

## 2022 Bennetts British Superbike Championship - Round 11

## 2022 Pirelli National Superstock Championship with MotoNovo

### FREE PRACTICE 1 - SECTOR ANALYSIS



SECTOR 1 = FL to I1, SECTOR 2 = I1 to I2 SECTOR 3 = I2 to I3, SECTOR 4 = I3 to FL, DIFF = Difference To Personal Best Lap, P = Crossed Finish Line in Pit Lane, D = Time Disallowed

P19 59		Matt TRUELOVE				Honda - TAG Racing Honda						
IDEAL LAP TIME : 1:29.367		BEST LAP TIME : 1:29.778				DIFFERENCE : 0.411						
LAP	SECTOR 1	SECTOR 2		SECTOR 3		SECTOR 4		LAP TIME	MPH	DIFF	TIME OF DAY	
1 -	OUTLAP	102.9	16.334	130.8	28.671	76.5	22.324	154.6	1:40.813	86.89	11.035	10:11:45.548
2 -	30.027	114.1	15.625	140.6	26.271	80.3	21.611	154.2	1:33.534	93.65	3.756	10:13:19.082
3 -	29.449	116.1	15.527	145.5	25.780	81.1	21.664	154.9	1:32.420	94.78	2.642	10:14:51.502
4 -	29.415	115.9	15.655	140.9	25.702	83.5	21.357	156.0	1:32.129	95.08	2.351	10:16:23.631
5 -	29.110	117.9	15.407	151.4	25.240	86.5	21.153	157.9	1:30.910	96.35	1.132	10:17:54.541
6 -	28.860	116.7	15.463	155.3	25.141	87.2	21.209	155.7	1:30.673	96.60	0.895	10:19:25.214
7 -	33.760	87.8					IN PIT		6:03.059	P 24.12	4:33.281	10:25:28.273
8 -	OUTLAP	87.3	16.688	149.1	26.166	84.0	21.531	154.9	1:40.931	86.79	11.153	10:27:09.204
9 -	28.856	119.4	15.710	153.5	26.607	64.4	24.350	151.8	1:35.523	91.70	5.745	10:28:44.727
10 -	29.058	116.9	15.427	153.9	24.892	88.4	21.092	<b>158.2</b>	1:30.469	96.82	0.691	10:30:15.196
11 -	28.796	119.4	<b>15.231</b>	154.2	24.705	<b>89.8</b>	21.081	<b>158.2</b>	1:29.813	(3) 97.53	0.035	10:31:45.009
12 -	<b>28.552</b>	<b>122.9</b>	15.493	<b>156.0</b>	24.765	87.6	20.977	157.5	1:29.787	(2) 97.56	0.009	10:33:14.796
<b>13 -</b>	28.705	118.5	15.489	155.3	<b>24.658</b>	88.6	<b>20.926</b>	<b>158.2</b>	<b>1:29.778</b>	(1) <b>97.57</b>		<b>10:34:44.574</b>
14 -	28.620	118.3	15.343	153.2	24.755	85.9	21.215	152.5	1:29.933	97.40	0.155	10:36:14.507

P20 30		Rob McNEALY				BMW - McNealy Brown						
IDEAL LAP TIME : 1:29.746		BEST LAP TIME : 1:29.778				DIFFERENCE : 0.032						
LAP	SECTOR 1	SECTOR 2		SECTOR 3		SECTOR 4		LAP TIME	MPH	DIFF	TIME OF DAY	
1 -	OUTLAP	95.5	17.001	124.2	29.883	70.8	IN PIT		2:46.222	P 52.69	1:16.444	10:12:53.788
2 -	OUTLAP	106.6	16.165	135.2	25.980	84.9	21.817	151.1	1:36.068	91.18	6.290	10:14:29.856
3 -	29.216	110.5	15.943	139.2	25.622	86.9	21.409	152.8	1:32.190	95.01	2.412	10:16:02.046
4 -	29.145	110.9	15.714	142.1	25.435	87.9	21.282	152.5	1:31.576	95.65	1.798	10:17:33.622
5 -	28.898	113.3	15.544	142.1	25.303	87.6	21.144	152.8	1:30.889	(3) 96.37	1.111	10:19:04.511
6 -	29.416	106.8	16.095	132.1	26.151	86.4	IN PIT		5:51.071	P 24.95	4:21.293	10:24:55.582
7 -	OUTLAP	108.9	15.897	141.8	24.990	88.8	21.250	152.5	1:34.445	92.75	4.667	10:26:30.027
<b>8 -</b>	<b>28.665</b>	116.1	15.398	<b>145.2</b>	<b>24.751</b>	89.8	<b>20.964</b>	153.5	<b>1:29.778</b>	(1) <b>97.57</b>		<b>10:27:59.805</b>
9 -	28.726	<b>116.3</b>	<b>15.366</b>	<b>145.2</b>	24.830	<b>90.4</b>	21.115	<b>153.9</b>	1:30.037	(2) 97.29	0.259	10:29:29.842
10 -	29.516	107.5	16.120	138.9	25.683	85.9	23.685	149.1	1:35.004	92.20	5.226	10:31:04.846
11 -	29.354	112.5	15.632	141.8	25.487	88.7	21.269	152.5	1:31.742	95.48	1.964	10:32:36.588
12 -	29.183	112.9	15.910	144.9	25.558	89.4	21.570	151.8	1:32.221	94.98	2.443	10:34:08.809
13 -	29.164	111.8	15.775	136.3	25.824	88.4	21.411	151.8	1:32.174	95.03	2.396	10:35:40.983

P21 37		James HILLIER				Yamaha - Rich Energy OMG Racing						
IDEAL LAP TIME : 1:29.747		BEST LAP TIME : 1:29.942				DIFFERENCE : 0.195						
LAP	SECTOR 1	SECTOR 2		SECTOR 3		SECTOR 4		LAP TIME	MPH	DIFF	TIME OF DAY	
1 -	OUTLAP	100.6	16.279	132.8	27.990	78.3	22.429	154.2	1:40.561	87.10	10.619	10:11:46.331
2 -	29.894	107.0	15.817	147.8	25.973	82.8	21.556	154.6	1:33.240	93.94	3.298	10:13:19.571
3 -	29.235	107.5	15.708	145.8	25.549	83.3	21.555	156.0	1:32.047	95.16	2.105	10:14:51.618
4 -	29.005	111.4	15.727	152.5	25.077	88.5	21.274	<b>157.5</b>	1:31.083	96.17	1.141	10:16:22.701
5 -	28.826	114.1	15.624	156.0	25.192	89.1	21.106	156.0	1:30.748	96.52	0.806	10:17:53.449
6 -	28.711	113.1	15.648	154.6	24.837	91.3	21.042	156.0	1:30.238	97.07	0.296	10:19:23.687
7 -	28.657	115.1	15.601	154.6	24.927	90.1	IN PIT		2:53.854	P 50.38	1:23.912	10:22:17.541
8 -	OUTLAP	102.6	16.686	140.3	25.836	83.2	21.578	156.0	1:38.303	89.11	8.361	10:23:55.844
9 -	28.707	115.1	15.642	152.5	24.874	88.6	21.163	156.7	1:30.386	96.91	0.444	10:25:26.230
10 -	28.750	114.7	15.643	153.2	24.823	<b>93.0</b>	21.530	157.1	1:30.746	96.53	0.804	10:26:56.976
11 -	<b>28.608</b>	114.9	15.516	154.9	24.835	92.3	21.285	156.4	1:30.244	97.06	0.302	10:28:27.220
12 -	28.650	<b>118.3</b>	15.550	155.7	24.741	88.8	21.151	156.0	1:30.092	(2) 97.23	0.150	10:29:57.312
13 -	28.635	117.3	<b>15.450</b>	156.7	24.803	91.9	21.226	<b>157.5</b>	1:30.114	(3) 97.20	0.172	10:31:27.426
14 -	30.270	100.9	16.671	138.6	27.234	81.2	23.972	156.7	1:38.147	89.25	8.205	10:33:05.573
15 -	28.812	111.4	16.188	141.2	25.184	91.5	21.267	157.1	1:31.451	95.78	1.509	10:34:37.024
<b>16 -</b>	28.719	116.1	15.534	<b>157.5</b>	<b>24.658</b>	92.0	<b>21.031</b>	157.1	<b>1:29.942</b>	(1) <b>97.39</b>		<b>10:36:06.966</b>

# MCRCB BULLETIN TK016

## 2022 Bennetts British Superbike Championship - Round 11

## 2022 Pirelli National Superstock Championship with MotoNovo

### FREE PRACTICE 1 - SECTOR ANALYSIS



SECTOR 1 = FL to I1, SECTOR 2 = I1 to I2 SECTOR 3 = I2 to I3, SECTOR 4 = I3 to FL, DIFF = Difference To Personal Best Lap, P = Crossed Finish Line in Pit Lane, D = Time Disallowed

P22		2		TJ TOMS				Kawasaki - Platform Hire Racing					
IDEAL LAP TIME : 1:29.822		BEST LAP TIME : 1:29.961				DIFFERENCE : 0.139							
LAP	SECTOR 1	SECTOR 2		SECTOR 3		SECTOR 4		LAP TIME	MPH	DIFF	TIME OF DAY		
1 -	OUTLAP	98.9	16.629	122.4	29.417	73.2	22.696	151.4	1:43.594	84.55	13.633	10:11:49.873	
2 -	30.351	107.5	16.323	128.5	26.890	84.3	22.068	151.8	1:35.632	91.59	5.671	10:13:25.505	
3 -	29.384	111.8	15.517	146.8	25.805	85.7	21.549	156.0	1:32.255	94.95	2.294	10:14:57.760	
4 -	29.528	116.1	15.561	146.8	25.525	89.8	21.254	151.1	1:31.868	95.35	1.907	10:16:29.628	
5 -	29.226	119.4	15.528	148.1	25.564	90.3	IN PIT		3:58.442 P	36.73	2:28.481	10:20:28.070	
6 -	OUTLAP	114.1	15.577	145.5	25.731	90.9	21.394	156.4	1:34.777	92.42	4.816	10:22:02.847	
7 -	28.771	117.5	15.606	153.5	25.167	90.4	21.292	156.0	1:30.836	96.43	0.875	10:23:33.683	
8 -	29.004	119.1	15.391	155.7	25.093	91.3	21.307	156.0	1:30.795	96.47	0.834	10:25:04.478	
9 -	28.776	<b>123.1</b>	15.447	<b>156.4</b>	25.215	91.4	21.105	156.4	1:30.543 (3)	96.74	0.582	10:26:35.021	
10 -	30.863	114.3	15.692	146.8	26.079	82.8	IN PIT		4:53.628 P	29.83	3:23.667	10:31:28.649	
11 -	OUTLAP	109.6	15.938	146.5	25.236	92.0	<b>21.093</b>	155.3	1:35.915	91.32	5.954	10:33:04.564	
12 -	<b>28.665</b>	118.9	15.418	<b>156.4</b>	<b>24.776</b>	<b>92.1</b>	21.102	<b>158.2</b>	<b>1:29.961 (1)</b>	<b>97.37</b>		<b>10:34:34.525</b>	
13 -	28.721	120.9	<b>15.288</b>	156.0	24.984	90.5	21.148	156.7	1:30.141 (2)	97.17	0.180	10:36:04.666	

P23		99		Ben LUXTON				BMW - Team XG Racing					
IDEAL LAP TIME : 1:30.282		BEST LAP TIME : 1:30.493				DIFFERENCE : 0.211							
LAP	SECTOR 1	SECTOR 2		SECTOR 3		SECTOR 4		LAP TIME	MPH	DIFF	TIME OF DAY		
1 -	OUTLAP	94.5	16.774	121.7	29.110	74.8	23.367	138.0	1:42.866	85.15	12.373	10:11:55.090	
2 -	30.296	100.7	16.249	132.8	27.445	75.7	22.300	148.7	1:36.290	90.97	5.797	10:13:31.380	
3 -	30.088	102.6	16.138	136.6	25.986	84.3	21.587	152.5	1:33.799	93.38	3.306	10:15:05.179	
4 -	29.271	106.3	15.746	144.9	25.380	85.5	21.303	155.7	1:31.700	95.52	1.207	10:16:36.879	
5 -	28.906	108.9	15.616	143.0	25.165	84.9	21.526	154.6	1:31.213	96.03	0.720	10:18:08.092	
6 -	28.934	106.8	16.542	120.6	27.651	85.2	21.221	<b>156.0</b>	1:34.348	92.84	3.855	10:19:42.440	
7 -	28.995	108.9	15.612	147.1	25.027	84.0	21.276	154.6	1:30.910 (3)	96.35	0.417	10:21:13.350	
8 -	29.692	109.2	15.681	138.6	28.593	82.9	21.624	152.8	1:35.590	91.63	5.097	10:22:48.940	
9 -	29.007	108.5	15.657	149.1	26.202	83.9	IN PIT		4:44.340 P	30.80	3:13.847	10:27:33.280	
10 -	OUTLAP	101.6	15.777	145.5	25.285	87.8	21.568	155.7	1:41.569	86.24	11.076	10:29:14.849	
11 -	<b>28.832</b>	<b>111.6</b>	15.618	<b>150.1</b>	<b>24.843</b>	<b>88.3</b>	21.200	154.6	<b>1:30.493 (1)</b>	<b>96.80</b>		<b>10:30:45.342</b>	
12 -	32.424	104.0	16.077	138.9	26.274	85.2	21.935	154.6	1:36.710	90.57	6.217	10:32:22.052	
13 -	28.980	108.5	<b>15.587</b>	143.3	24.977	87.3	<b>21.020</b>	155.3	1:30.564 (2)	96.72	0.071	10:33:52.616	
14 -	28.976	109.2	15.614	141.5	25.917	83.7	21.371	149.1	1:31.878	95.34	1.385	10:35:24.494	

P24		31		Sam COX				BMW - Sam Cox Racing with Belcom Cables Ltd					
IDEAL LAP TIME : 1:30.717		BEST LAP TIME : 1:30.742				DIFFERENCE : 0.025							
LAP	SECTOR 1	SECTOR 2		SECTOR 3		SECTOR 4		LAP TIME	MPH	DIFF	TIME OF DAY		
1 -	OUTLAP	95.8	16.999	124.9	28.358	74.1	22.558	151.8	1:42.235	85.68	11.493	10:11:47.772	
2 -	30.738	100.7	16.173	138.6	26.727	78.3	21.644	151.4	1:35.282	91.93	4.540	10:13:23.054	
3 -	29.817	107.8	15.957	131.0	26.820	76.4	21.672	150.1	1:34.266	92.92	3.524	10:14:57.320	
4 -	29.951	110.7	15.817	138.9	26.125	79.9	21.338	150.4	1:33.231	93.95	2.489	10:16:30.551	
5 -	29.620	110.9	15.663	144.6	25.730	83.4	21.544	147.8	1:32.557	94.64	1.815	10:18:03.108	
6 -	31.140	102.6	15.890	138.6	26.352	82.3	IN PIT		7:24.485 P	19.70	5:53.743	10:25:27.593	
7 -	OUTLAP	107.8	15.952	148.1	26.170	83.6	21.537	152.8	1:36.484	90.79	5.742	10:27:04.077	
8 -	29.333	111.1	15.721	151.8	25.133	<b>88.1</b>	21.236	<b>156.7</b>	1:31.423 (3)	95.81	0.681	10:28:35.500	
9 -	<b>29.158</b>	114.3	15.493	<b>153.9</b>	<b>24.961</b>	83.7	<b>21.130</b>	154.2	<b>1:30.742 (1)</b>	<b>96.53</b>		<b>10:30:06.242</b>	
10 -	29.196	<b>114.7</b>	<b>15.468</b>	148.1	25.393	83.3	IN PIT		1:54.381 P	76.58	23.639	10:32:00.623	
11 -	OUTLAP	107.3	15.670	147.4	25.421	83.4	21.255	150.1	1:33.756	93.43	3.014	10:33:34.379	
12 -	29.180	111.4	15.523	150.4	25.300	86.7	21.208	148.7	1:31.211 (2)	96.03	0.469	10:35:05.590	

# MCRCB BULLETIN TK016

## 2022 Bennetts British Superbike Championship - Round 11

## 2022 Pirelli National Superstock Championship with MotoNovo

### FREE PRACTICE 1 - SECTOR ANALYSIS



SECTOR 1 = FL to I1, SECTOR 2 = I1 to I2, SECTOR 3 = I2 to I3, SECTOR 4 = I3 to FL, DIFF = Difference To Personal Best Lap, P = Crossed Finish Line in Pit Lane, D = Time Disallowed

P25 94		Max STAINTON				BMW - PHR Performance						
IDEAL LAP TIME : 1:30.823		BEST LAP TIME : 1:30.958				DIFFERENCE : 0.135						
LAP	SECTOR 1	SECTOR 2		SECTOR 3		SECTOR 4		LAP TIME	MPH	DIFF	TIME OF DAY	
1 -	OUTLAP	94.7	17.181	115.9	29.940	70.1	23.381	151.1	1:43.837	84.36	12.879	10:12:33.902
2 -	31.058	99.8	16.607	121.3	27.958	80.6	21.987	154.6	1:37.610	89.74	6.652	10:14:11.512
3 -	29.721	105.6	15.902	143.3	26.003	<b>88.3</b>	21.714	154.2	1:33.340	93.84	2.382	10:15:44.852
4 -	29.927	108.2	15.818	135.2	26.154	81.1	21.590	155.7	1:33.489	93.69	2.531	10:17:18.341
5 -	29.431	112.4	15.661	145.2	26.558	82.7	21.567	154.2	1:33.217	93.97	2.259	10:18:51.558
6 -	31.246	111.6	15.814	134.2	26.408	78.7	21.431	155.7	1:34.899	92.30	3.941	10:20:26.457
7 -	29.237	114.3	15.695	142.4	25.612	84.7	21.309	156.4	1:31.853 (3)	95.36	0.895	10:21:58.310
8 -	31.450	104.3	18.466	132.3	28.059	75.4	IN PIT		5:20.229 P	27.35	3:49.271	10:27:18.539
9 -	OUTLAP	101.0	16.661	118.7	31.754	80.2	22.035	151.1	1:44.573	83.76	13.615	10:29:03.112
10 -	30.102	114.7	15.781	140.6	26.496	82.4	21.552	153.2	1:33.931	93.25	2.973	10:30:37.043
11 -	29.143	115.5	<b>15.506</b>	146.2	25.870	84.5	<b>21.114</b>	<b>157.1</b>	1:31.633 (2)	95.59	0.675	10:32:08.676
12 -	<b>28.897</b>	115.7	15.513	<b>147.4</b>	<b>25.306</b>	85.8	21.242	136.3	<b>1:30.958 (1)</b>	<b>96.30</b>		<b>10:33:39.634</b>
13 -	29.470	<b>118.9</b>	15.569	138.3	25.817	84.0	21.127	156.0	1:31.983	95.23	1.025	10:35:11.617

P26 22		Dave MACKAY				Suzuki - True Heroes Racing						
IDEAL LAP TIME : 1:31.013		BEST LAP TIME : 1:31.043				DIFFERENCE : 0.030						
LAP	SECTOR 1	SECTOR 2		SECTOR 3		SECTOR 4		LAP TIME	MPH	DIFF	TIME OF DAY	
1 -	OUTLAP	92.3	17.703	119.1	30.071	74.0	23.477	140.6	1:47.354	81.59	16.311	10:11:55.538
2 -	31.493	101.2	16.565	131.0	26.992	85.5	22.252	144.3	1:37.302	90.02	6.259	10:13:32.840
3 -	31.142	103.8	16.526	136.6	26.234	83.6	22.317	146.5	1:36.219	91.04	5.176	10:15:09.059
4 -	30.197	106.8	16.011	136.6	25.539	85.2	21.650	149.1	1:33.397	93.79	2.354	10:16:42.456
5 -	29.601	109.8	16.273	144.3	25.519	86.3	21.642	152.1	1:33.035	94.15	1.992	10:18:15.491
6 -	29.464	108.9	15.922	141.2	25.344	86.2	22.097	151.4	1:32.827	94.36	1.784	10:19:48.318
7 -	29.544	107.5	15.944	142.7	25.313	86.3	21.279	<b>153.2</b>	1:32.080	95.13	1.037	10:21:20.398
8 -	<b>29.136</b>	<b>111.4</b>	15.803	144.6	<b>24.936</b>	89.1	<b>21.168</b>	<b>153.2</b>	<b>1:31.043 (1)</b>	<b>96.21</b>		<b>10:22:51.441</b>
9 -	29.314	108.5	15.827	144.9	25.184	83.9	21.643	152.1	1:31.968 (3)	95.24	0.925	10:24:23.409
10 -	30.185	101.3					IN PIT		3:53.515 P	37.51	2:22.472	10:28:16.924
11 -	OUTLAP	106.1	16.101	142.1	25.349	87.9	21.405	152.1	1:38.077	89.31	7.034	10:29:55.001
12 -	29.665	110.9	15.927	<b>147.8</b>	25.094	<b>91.3</b>	21.574	152.5	1:32.260	94.94	1.217	10:31:27.261
13 -	29.203	109.6	16.008	143.7	24.948	86.8	21.540	151.4	1:31.699 (2)	95.52	0.656	10:32:58.960
14 -	29.414	110.3	15.821	<b>147.8</b>	25.044	85.3	22.052	148.4	1:32.331	94.87	1.288	10:34:31.291
15 -	29.497	105.6	<b>15.773</b>	<b>147.8</b>	25.239	87.3	21.534	149.7	1:32.043	95.17	1.000	10:36:03.334

P27 61		David SELLERS				Suzuki - True Heroes Racing						
IDEAL LAP TIME : 1:31.218		BEST LAP TIME : 1:31.428				DIFFERENCE : 0.210						
LAP	SECTOR 1	SECTOR 2		SECTOR 3		SECTOR 4		LAP TIME	MPH	DIFF	TIME OF DAY	
1 -	OUTLAP	97.8	17.206	114.9	30.132	70.4	24.077	140.6	1:47.495	81.49	16.067	10:11:57.074
2 -	30.891	98.8	16.457	127.5	28.483	75.9	22.304	146.8	1:38.135	89.26	6.707	10:13:35.209
3 -	29.690	101.0	16.689	120.6	27.404	73.4	22.145	147.1	1:35.928	91.31	4.500	10:15:11.137
4 -	29.565	105.8	15.982	136.3	26.077	77.2	21.769	145.8	1:33.393	93.79	1.965	10:16:44.530
5 -	29.586	103.5	16.228	124.9	25.928	78.9	IN PIT		3:22.617 P	43.23	1:51.189	10:20:07.147
6 -	OUTLAP	105.5	15.952	138.3	25.485	83.7	21.641	147.8	1:37.744	89.62	6.316	10:21:44.891
7 -	29.654	111.1	<b>15.807</b>	142.1	25.341	84.2	21.503	149.1	1:32.305	94.90	0.877	10:23:17.196
8 -	29.241	108.4	15.811	145.2	25.816	84.5	21.746	149.7	1:32.614	94.58	1.186	10:24:49.810
9 -	<b>29.042</b>	112.2	15.971	142.4	25.487	84.8	21.524	149.1	1:32.024	95.19	0.596	10:26:21.834
10 -	29.045	<b>115.3</b>	15.868	140.3	25.311	83.0	21.607	144.6	1:31.831	95.39	0.403	10:27:53.665
11 -	29.498	106.6	15.993	143.7	25.566	81.1	21.648	<b>151.1</b>	1:32.705	94.49	1.277	10:29:26.370
12 -	29.250	111.2	15.868	144.6	25.384	84.3	21.308	149.7	1:31.810 (3)	95.41	0.382	10:30:58.180
13 -	29.073	111.4	15.847	142.7	25.183	85.7	21.325	150.8	<b>1:31.428 (1)</b>	<b>95.81</b>		<b>10:32:29.608</b>
14 -	29.144	110.9	15.901	<b>145.5</b>	<b>25.066</b>	85.1	21.429	148.7	1:31.540 (2)	95.69	0.112	10:34:01.148
15 -	29.854	102.4	16.120	141.8	25.334	<b>86.0</b>	<b>21.303</b>	149.1	1:32.611	94.58	1.183	10:35:33.759

# MCRCB BULLETIN TK016

## 2022 Bennetts British Superbike Championship - Round 11

## 2022 Pirelli National Superstock Championship with MotoNovo

### FREE PRACTICE 1 - SECTOR ANALYSIS



SECTOR 1 = FL to I1, SECTOR 2 = I1 to I2 SECTOR 3 = I2 to I3, SECTOR 4 = I3 to FL, DIFF = Difference To Personal Best Lap, P = Crossed Finish Line in Pit Lane, D = Time Disallowed

<b>P28 73</b>		<b>David BROOK</b>				Honda - Guildford Audio by Brook Motorsport						
IDEAL LAP TIME : 1:31.247		BEST LAP TIME : 1:31.518				DIFFERENCE : 0.271						
LAP	SECTOR 1	SECTOR 2		SECTOR 3		SECTOR 4		LAP TIME	MPH	DIFF	TIME OF DAY	
1 -	OUTLAP	96.8	17.000	128.0	29.071	75.8	23.260	143.0	1:43.446	84.68	11.928	10:12:24.530
2 -	30.914	100.1	16.298	133.6	26.594	83.8	22.127	147.1	1:35.933	91.31	4.415	10:14:00.463
3 -	30.291	101.6	16.223	132.6	26.595	85.9	22.000	147.1	1:35.109	92.10	3.591	10:15:35.572
4 -	29.997	104.5	15.913	135.2	26.282	86.8	21.655	148.4	1:33.847	93.34	2.329	10:17:09.419
5 -	29.696	108.4	15.872	135.0	25.857	88.6	21.684	149.7	1:33.109	94.08	1.591	10:18:42.528
6 -	29.765	106.3	15.908	140.9	26.014	88.5	21.715	149.7	1:33.402	93.78	1.884	10:20:15.930
7 -	29.407	110.1	15.825	142.4	25.789	87.6	21.475	150.1	1:32.496 (3)	94.70	0.978	10:21:48.426
8 -	29.738	109.6	15.854	139.8	25.761	90.3	21.608	147.8	1:32.961	94.23	1.443	10:23:21.387
9 -	29.616	108.4	15.951	141.8	25.741	89.1	21.556	148.4	1:32.864	94.32	1.346	10:24:54.251
10 -	32.227	106.5	15.764	140.9	25.749	89.7	IN PIT		4:07.894 P	35.33	2:36.376	10:29:02.145
11 -	OUTLAP	112.0	15.900	143.3	26.128	86.1	21.752	151.4	1:35.499	91.72	3.981	10:30:37.644
12 -	<b>28.971</b>	<b>116.1</b>	15.602	<b>147.4</b>	25.553	87.4	21.392	150.8	<b>1:31.518 (1)</b>	<b>95.71</b>		<b>10:32:09.162</b>
13 -	29.270	112.4	<b>15.554</b>	145.8	<b>25.492</b>	<b>90.4</b>	<b>21.230</b>	150.4	1:31.546 (2)	95.68	0.028	10:33:40.708
14 -	30.201	106.1	16.298	142.7	25.557	88.1	21.720	145.2	1:33.776	93.41	2.258	10:35:14.484

<b>P29 25</b>		<b>Jorel BOERBOOM</b>				Kawasaki - G&S Bict Groep Racing						
IDEAL LAP TIME : 1:31.845		BEST LAP TIME : 1:31.899				DIFFERENCE : 0.054						
LAP	SECTOR 1	SECTOR 2		SECTOR 3		SECTOR 4		LAP TIME	MPH	DIFF	TIME OF DAY	
1 -	OUTLAP	97.3	16.536	124.9	28.203	78.3	22.653	150.1	1:41.885	85.97	9.986	10:11:46.305
2 -	30.546	108.9	15.953	135.2	26.641	86.0	22.277	148.1	1:35.417	91.80	3.518	10:13:21.722
3 -	30.338	106.8	16.147	135.8	27.046	82.2	21.926	149.1	1:35.457	91.76	3.558	10:14:57.179
4 -	29.834	108.0	15.860	143.7	26.070	86.9	21.597	151.4	1:33.361	93.82	1.462	10:16:30.540
5 -	29.400	113.1	15.652	147.1	25.794	86.5	21.665	151.8	1:32.511 (2)	94.68	0.612	10:18:03.051
6 -	31.019	107.7	15.786	143.3	26.333	85.3	IN PIT		5:38.573 P	25.87	4:06.674	10:23:41.624
7 -	OUTLAP	109.1	16.084	145.2	26.049	87.4	21.763	151.4	1:36.034	91.21	4.135	10:25:17.658
8 -	29.805	110.3	15.939	145.8	25.622	<b>90.3</b>	21.860	152.8	1:33.226	93.96	1.327	10:26:50.884
9 -	29.592	113.7	15.864	145.5	33.002	83.4	22.145	150.4	1:40.603	87.07	8.704	10:28:31.487
10 -	29.686	108.4	15.902	143.0	25.912	86.2	21.791	151.8	1:33.291	93.89	1.392	10:30:04.778
11 -	29.569	111.1	15.956	144.0	25.804	87.9	21.691	151.4	1:33.020	94.17	1.121	10:31:37.798
12 -	29.464	112.9	15.896	<b>150.4</b>	25.561	86.9	21.598	152.1	1:32.519 (3)	94.68	0.620	10:33:10.317
13 -	29.481	110.9	15.880	148.1	25.652	85.7	<b>21.566</b>	<b>154.9</b>	1:32.579	94.62	0.680	10:34:42.896
14 -	<b>29.140</b>	<b>115.5</b>	<b>15.610</b>	146.2	<b>25.529</b>	88.8	21.620	149.1	<b>1:31.899 (1)</b>	<b>95.32</b>		<b>10:36:14.795</b>

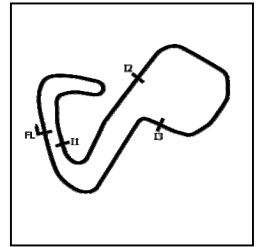
<b>P30 66</b>		<b>Sam OSBORNE</b>				Suzuki - MSG Racing Suzuki & Dyno						
IDEAL LAP TIME : 1:31.775		BEST LAP TIME : 1:31.954				DIFFERENCE : 0.179						
LAP	SECTOR 1	SECTOR 2		SECTOR 3		SECTOR 4		LAP TIME	MPH	DIFF	TIME OF DAY	
1 -	OUTLAP	92.9	16.926	128.0	27.379	79.8	22.420	145.8	1:43.325	84.77	11.371	10:13:25.517
2 -	30.572	101.6	16.401	134.2	25.875	85.2	21.916	147.1	1:34.764	92.43	2.810	10:15:00.281
3 -	29.990	103.7	16.182	138.9	25.670	85.2	21.562	148.1	1:33.404	93.78	1.450	10:16:33.685
4 -	29.603	105.3	16.029	143.3	25.670	84.9	21.542	149.4	1:32.844	94.35	0.890	10:18:06.529
5 -	29.615	106.5	16.452	140.1	25.574	87.0	IN PIT		7:33.237 P	19.32	6:01.283	10:25:39.766
6 -	OUTLAP	104.3	16.184	142.7	25.490	86.0	21.604	<b>150.1</b>	1:35.466	91.75	3.512	10:27:15.232
7 -	29.408	110.1	15.978	143.7	25.261	88.7	<b>21.369</b>	149.4	1:32.016 (2)	95.19	0.062	10:28:47.248
8 -	29.302	109.4	15.961	142.4	25.517	87.7	21.647	149.4	1:32.427	94.77	0.473	10:30:19.675
9 -	29.295	109.6	15.947	144.9	25.416	89.8	21.558	149.7	1:32.216 (3)	94.99	0.262	10:31:51.891
10 -	<b>29.262</b>	110.3	<b>15.928</b>	144.0	<b>25.216</b>	<b>90.6</b>	21.548	149.7	<b>1:31.954 (1)</b>	<b>95.26</b>		<b>10:33:23.845</b>

# MCRCB BULLETIN TK016

## 2022 Bennetts British Superbike Championship - Round 11

## 2022 Pirelli National Superstock Championship with MotoNovo

### FREE PRACTICE 1 - SECTOR ANALYSIS



SECTOR 1 = FL to I1, SECTOR 2 = I1 to I2 SECTOR 3 = I2 to I3, SECTOR 4 = I3 to FL, DIFF = Difference To Personal Best Lap, P = Crossed Finish Line in Pit Lane, D = Time Disallowed

P31 26		Joe MOORE				Suzuki - Clearline Racing						
IDEAL LAP TIME : 1:32.070		BEST LAP TIME : 1:32.171				DIFFERENCE : 0.101						
LAP	SECTOR 1	SECTOR 2		SECTOR 3		SECTOR 4		LAP TIME	MPH	DIFF	TIME OF DAY	
1 -	OUTLAP	93.7	18.088	112.2	29.683	70.1	23.527	145.8	1:46.603	82.17	14.432	10:11:55.857
2 -	31.445	99.1	16.641	126.8	27.344	82.7	22.131	147.4	1:37.561	89.78	5.390	10:13:33.418
3 -	30.683	105.0	17.378	120.6	26.935	86.3	21.842	152.8	1:36.838	90.45	4.667	10:15:10.256
4 -	29.738	104.3	16.135	141.2	26.249	83.7	21.774	<b>153.5</b>	1:33.896	93.29	1.725	10:16:44.152
5 -	29.568	102.9	15.965	144.3	25.943	81.7	21.760	150.1	1:33.236	93.95	1.065	10:18:17.388
6 -	29.753	104.3	15.926	148.1	25.878	84.7	21.741	151.8	1:33.298	93.89	1.127	10:19:50.686
7 -	29.795	106.6	16.022	146.2	25.746	84.8	21.717	152.5	1:33.280	93.90	1.109	10:21:23.966
8 -	29.610	110.9	15.802	<b>149.4</b>	25.905	81.6	21.593	148.7	1:32.910	94.28	0.739	10:22:56.876
9 -	29.948	107.2	16.030	131.0	26.007	<b>86.8</b>	21.662	150.1	1:33.647	93.54	1.476	10:24:30.523
10 -	29.875	108.0	16.004	146.8	25.776	82.6	21.834	145.2	1:33.489	93.69	1.318	10:26:04.012
11 -	30.079	107.7	16.056	146.8	25.752	83.4	21.608	150.8	1:33.495	93.69	1.324	10:27:37.507
12 -	29.360	113.1	16.016	139.2	25.627	83.6	21.611	150.1	1:32.614 (2)	94.58	0.443	10:29:10.121
13 -	29.202	<b>116.9</b>	15.784	146.2	25.744	85.7	21.906	<b>153.5</b>	1:32.636 (3)	94.56	0.465	10:30:42.757
<b>14 -</b>	29.265	115.5	<b>15.717</b>	147.4	<b>25.598</b>	82.8	<b>21.591</b>	150.8	<b>1:32.171 (1)</b>	<b>95.03</b>		<b>10:32:14.928</b>
15 -	<b>29.164</b>	113.3	16.028	147.4	25.702	84.5	21.742	150.4	1:32.636 (3)	94.56	0.465	10:33:47.564
16 -	29.306	114.9	15.868	141.8	25.679	84.9	21.831	143.0	1:32.684	94.51	0.513	10:35:20.248

P32 39		Max MORGAN				Kawasaki - MSS Performance						
IDEAL LAP TIME : 1:31.983		BEST LAP TIME : 1:32.255				DIFFERENCE : 0.272						
LAP	SECTOR 1	SECTOR 2		SECTOR 3		SECTOR 4		LAP TIME	MPH	DIFF	TIME OF DAY	
1 -	30.677	107.7	16.212	139.5	27.625	81.6	22.417	149.4	1:36.931	90.37	4.676	10:13:26.363
2 -	29.866	102.7	16.439	135.0	26.582	88.5	21.985	152.5	1:34.872	92.33	2.617	10:15:01.235
3 -	29.556	110.0	16.041	145.5	26.351	86.5	22.060	<b>153.5</b>	1:34.008	93.18	1.753	10:16:35.243
4 -	29.361	113.3	15.842	154.9	26.028	87.3	22.079	152.5	1:33.310	93.87	1.055	10:18:08.553
5 -	29.370	110.5	16.043	130.3	28.989	<b>88.8</b>	21.928	152.1	1:36.330	90.93	4.075	10:19:44.883
6 -	29.462	110.7	16.009	149.4	25.808	87.0	21.583	152.5	1:32.862	94.33	0.607	10:21:17.745
7 -	29.286	116.9	15.874	152.5	25.616	88.7	<b>21.554</b>	151.4	1:32.330 (2)	94.87	0.075	10:22:50.075
8 -		104.8	15.894	153.9	25.915	87.9	21.898	<b>153.5</b>	5:28.672	26.65	3:56.417	10:28:18.747
9 -	29.248	113.7	15.878	153.5	25.488	86.9	21.769	151.1	1:32.383 (3)	94.82	0.128	10:29:51.130
10 -	29.284	108.7	<b>15.840</b>	<b>157.9</b>	25.849	83.5	22.026	150.8	1:32.999	94.19	0.744	10:31:24.129
<b>11 -</b>	29.402	112.9	15.878	155.3	<b>25.408</b>	88.0	21.567	151.8	<b>1:32.255 (1)</b>	<b>94.95</b>		<b>10:32:56.384</b>

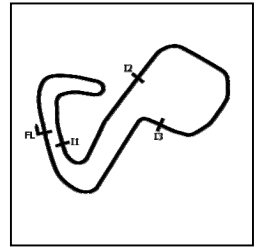
P33 76		Luke VERWEY				BMW - WSE Racing						
IDEAL LAP TIME : 1:32.597		BEST LAP TIME : 1:32.891				DIFFERENCE : 0.294						
LAP	SECTOR 1	SECTOR 2		SECTOR 3		SECTOR 4		LAP TIME	MPH	DIFF	TIME OF DAY	
1 -	OUTLAP	95.5	16.985	113.3	29.900	69.1	23.392	146.5	1:42.597	85.38	9.706	10:11:56.619
2 -	31.075	94.7	16.442	125.6	27.396	83.9	22.142	144.3	1:37.055	90.25	4.164	10:13:33.674
3 -	30.676	101.2	17.116	122.4	26.305	83.5	22.016	145.5	1:36.113	91.14	3.222	10:15:09.787
4 -	29.970	103.0	15.801	142.7	26.508	82.5	21.672	148.1	1:33.951	93.23	1.060	10:16:43.738
5 -	29.768	105.6	15.925	136.1	25.918	84.5	<b>21.596</b>	145.5	1:33.207 (2)	93.98	0.316	10:18:16.945
<b>6 -</b>	<b>29.571</b>	109.4	15.881	139.2	25.733	84.8	21.706	144.0	<b>1:32.891 (1)</b>	<b>94.30</b>		<b>10:19:49.836</b>
7 -	30.057	110.1	15.934	137.5	<b>25.644</b>	86.2	21.895	144.9	1:33.530	93.65	0.639	10:21:23.366
8 -	29.652	110.5	15.918	138.0	25.817	85.4	21.961	148.1	1:33.348	93.84	0.457	10:22:56.714
9 -	29.939	108.4	15.929	141.2	25.704	84.8	21.890	141.8	1:33.462	93.72	0.571	10:24:30.176
10 -	29.983	110.5	15.812	141.5	25.843	85.4	22.249	136.6	1:33.887	93.30	0.996	10:26:04.063
11 -	37.414	101.0	16.358	134.4	25.866	86.9	21.815	148.4	1:41.453	86.34	8.562	10:27:45.516
12 -	29.690	<b>112.7</b>	15.833	140.1	25.892	84.0	21.833	<b>151.8</b>	1:33.248 (3)	93.94	0.357	10:29:18.764
13 -	29.881	106.3	15.905	<b>147.1</b>	25.793	<b>87.2</b>	21.701	142.4	1:33.280	93.90	0.389	10:30:52.044

# MCRCB BULLETIN TK016

## 2022 Bennetts British Superbike Championship - Round 11

## 2022 Pirelli National Superstock Championship with MotoNovo

### FREE PRACTICE 1 - SECTOR ANALYSIS



SECTOR 1 = FL to I1, SECTOR 2 = I1 to I2 SECTOR 3 = I2 to I3, SECTOR 4 = I3 to FL, DIFF = Difference To Personal Best Lap, P = Crossed Finish Line in Pit Lane, D = Time Disallowed

<b>P34 16</b>		<b>James BUCHANAN</b>				Kawasaki - Blue Motion Racing						
IDEAL LAP TIME : 1:36.689		BEST LAP TIME : 1:37.420				DIFFERENCE : 0.731						
LAP	SECTOR 1	SECTOR 2		SECTOR 3		SECTOR 4		LAP TIME	MPH	DIFF	TIME OF DAY	
1 -	33.332	99.4	17.107	122.2	28.568	81.7	23.734	138.6	1:42.741	85.26	5.321	10:21:31.904
2 -	32.650	92.6	17.066	122.4	27.866	79.7	23.282	135.0	1:40.864	86.84	3.444	10:23:12.768
3 -	31.802	98.2	<b>16.530</b>	130.0	27.918	83.8	IN PIT		5:26.250	<b>P</b>	3:48.830	10:28:39.018
4 -	OUTLAP	96.8	17.015	122.9	26.882	80.0	<b>22.572</b>	<b>139.5</b>	1:43.569	84.57	6.149	10:30:22.587
<b>5 -</b>	<b>30.956</b>	<b>102.1</b>	16.588	<b>131.5</b>	<b>26.631</b>	<b>84.2</b>	23.245	118.9	<b>1:37.420 (1)</b>	<b>89.91</b>		<b>10:32:00.007</b>
6 -	32.167	98.8	16.841	125.6	27.470	75.9	23.081	136.6	1:39.559	<b>(2)</b>	2.139	10:33:39.566
7 -	32.134	95.4	17.282	120.6	27.953	78.9	23.214	132.6	1:40.583	<b>(3)</b>	3.163	10:35:20.149

<b>P35 33</b>		<b>Connor Rossi THOMSON</b>				Yamaha - Thompson Haulage / Sound Advice						
IDEAL LAP TIME : 1:38.682		BEST LAP TIME : 1:39.078				DIFFERENCE : 0.396						
LAP	SECTOR 1	SECTOR 2		SECTOR 3		SECTOR 4		LAP TIME	MPH	DIFF	TIME OF DAY	
1 -	OUTLAP	96.2	17.535	118.1	29.596	75.4	23.860	137.7	1:45.953	82.67	6.875	10:11:50.711
2 -	32.551	100.0	<b>17.059</b>	126.6	28.558	77.6	23.325	137.7	1:41.493	<b>(3)</b>	2.415	10:13:32.204
<b>3 -</b>	31.846	<b>102.2</b>	17.150	125.9	27.348	80.6	<b>22.734</b>	<b>138.9</b>	<b>1:39.078 (1)</b>	<b>88.41</b>		<b>10:15:11.282</b>
4 -	<b>31.664</b>	101.8	17.098	132.6	27.252	78.7	23.619	134.4	1:39.633	<b>(2)</b>	0.555	10:16:50.915



# MCRCB BULLETIN TK017

## 2022 Bennetts British Superbike Championship - Round 11

## 2022 Pirelli National Superstock Championship with MotoNovo

### FREE PRACTICE 1 - BEST SECTORS

SECTOR 1			SECTOR 2			SECTOR 3			SECTOR 4			IDEAL / BEST COMPARISON							
POS	NO	NAME	TIME	NO	NAME	TIME	NO	NAME	TIME	NO	NAME	TIME	POS	NO	NAME	IDEAL	BEST	DIFF	
																<b>PERFECT LAP</b>	<b>1:27.318</b>		
1	75	OLSEN	27.924	75	OLSEN	14.968	40	FRANCIS	24.007	75	OLSEN	20.419	1	75	OLSEN	1:27.589	1:27.589	0.000	
2	3	McCONNIE	27.936	4	LINFOOT	15.077	27	ESTMENT	24.092	18	WINFIEL	20.455	2	3	McCONNELL	1:27.778	1:27.854	0.076	
3	40	FRANCIS	28.018	5	KERR	15.080	4	LINFOOT	24.118	4	LINFOOT	20.519	3	4	LINFOOT	1:27.804	1:27.915	0.111	
4	27	ESTMENT	28.023	3	McCONNIE	15.084	21	WARD	24.173	21	WARD	20.555	4	21	WARD	1:27.923	1:28.277	0.354	
5	21	WARD	28.026	18	WINFIEL	15.105	3	McCONNIE	24.174	3	McCONNIE	20.584	5	27	ESTMENT	1:28.072	1:28.223	0.151	
6	4	LINFOOT	28.090	51	ELLIOTT	15.108	55	BEECH	24.175	57	DAY	20.615	6	40	FRANCIS	1:28.079	1:28.355	0.276	
7	5	KERR	28.113	77	HARRAN	15.150	14	NEAVE	24.253	51	ELLIOTT	20.640	7	51	ELLIOTT	1:28.185	1:28.381	0.196	
8	51	ELLIOTT	28.137	57	DAY	15.151	75	OLSEN	24.278	5	KERR	20.652	8	55	BEECH	1:28.231	1:28.446	0.215	
9	55	BEECH	28.147	21	WARD	15.169	57	DAY	24.286	55	BEECH	20.665	9	5	KERR	1:28.244	1:28.416	0.172	
10	14	NEAVE	28.159	23	HEDGER	15.210	51	ELLIOTT	24.300	23	HEDGER	20.702	10	57	DAY	1:28.345	1:28.372	0.027	
11	44	NIXON	28.272	27	ESTMENT	15.215	44	NIXON	24.317	27	ESTMENT	20.742	11	18	WINFIELD	1:28.392	1:28.647	0.255	
12	57	DAY	28.293	44	NIXON	15.226	23	HEDGER	24.324	40	FRANCIS	20.745	12	44	NIXON	1:28.573	1:28.754	0.181	
13	77	HARRAN	28.341	59	TRUELOV	15.231	18	WINFIEL	24.397	44	NIXON	20.758	13	14	NEAVE	1:28.689	1:28.689	0.000	
14	19	TALBOT	28.360	55	BEECH	15.244	5	KERR	24.399	14	NEAVE	20.767	14	23	HEDGER	1:28.736	1:28.737	0.001	
15	18	WINFIEL	28.435	2	TOMS	15.288	96	PAASCH	24.510	77	HARRAN	20.800	15	77	HARRAN	1:28.875	1:29.218	0.343	
16	96	PAASCH	28.489	40	FRANCIS	15.309	77	HARRAN	24.584	20	OLIVER	20.812	16	96	PAASCH	1:29.317	1:29.383	0.066	
17	23	HEDGER	28.500	96	PAASCH	15.309	59	TRUELOV	24.658	59	TRUELOV	20.926	17	59	TRUELOVE	1:29.367	1:29.778	0.411	
18	59	TRUELOV	28.552	20	OLIVER	15.338	37	HILLIER	24.658	19	TALBOT	20.953	18	20	OLIVER	1:29.465	1:29.681	0.216	
19	37	HILLIER	28.608	30	McNEALY	15.366	20	OLIVER	24.676	30	McNEALY	20.964	19	19	TALBOT	1:29.570	1:29.662	0.092	
20	20	OLIVER	28.639	19	TALBOT	15.387	30	McNEALY	24.751	96	PAASCH	21.009	20	30	McNEALY	1:29.746	1:29.778	0.032	
21	30	McNEALY	28.665	37	HILLIER	15.450	2	TOMS	24.776	99	LUXTON	21.020	21	37	HILLIER	1:29.747	1:29.942	0.195	
22	2	TOMS	28.665	31	COX	15.468	99	LUXTON	24.843	37	HILLIER	21.031	22	2	TOMS	1:29.822	1:29.961	0.139	
23	99	LUXTON	28.832	94	STAINTO	15.506	19	TALBOT	24.870	2	TOMS	21.093	23	99	LUXTON	1:30.282	1:30.493	0.211	
24	94	STAINTO	28.897	14	NEAVE	15.510	22	MACKAY	24.936	94	STAINTO	21.114	24	31	COX	1:30.717	1:30.742	0.025	
25	73	BROOK	28.971	73	BROOK	15.554	31	COX	24.961	31	COX	21.130	25	94	STAINTON	1:30.823	1:30.958	0.135	
26	61	SELLERS	29.042	99	LUXTON	15.587	61	SELLERS	25.066	22	MACKAY	21.168	26	22	MACKAY	1:31.013	1:31.043	0.030	
27	22	MACKAY	29.136	25	BOERBOO	15.610	66	OSBORNE	25.216	73	BROOK	21.230	27	61	SELLERS	1:31.218	1:31.428	0.210	
28	25	BOERBOO	29.140	26	MOORE	15.717	94	STAINTO	25.306	61	SELLERS	21.303	28	73	BROOK	1:31.247	1:31.518	0.271	
29	31	COX	29.158	22	MACKAY	15.773	39	MORGAN	25.408	66	OSBORNE	21.369	29	66	OSBORNE	1:31.775	1:31.954	0.179	
30	26	MOORE	29.164	76	VERWEY	15.786	73	BROOK	25.492	39	MORGAN	21.554	30	25	BOERBOOM	1:31.845	1:31.899	0.054	
31	39	MORGAN	29.181	61	SELLERS	15.807	25	BOERBOO	25.529	25	BOERBOO	21.566	31	39	MORGAN	1:31.983	1:32.255	0.272	
32	66	OSBORNE	29.262	39	MORGAN	15.840	26	MOORE	25.598	26	MOORE	21.591	32	26	MOORE	1:32.070	1:32.171	0.101	
33	76	VERWEY	29.571	66	OSBORNE	15.928	76	VERWEY	25.644	76	VERWEY	21.596	33	76	VERWEY	1:32.597	1:32.891	0.294	
34	16	BUCHANA	30.956	16	BUCHANA	16.530	16	BUCHANA	26.631	16	BUCHANA	22.572	34	16	BUCHANAN	1:36.689	1:37.420	0.731	
35	33	THOMSON	31.664	33	THOMSON	17.059	33	THOMSON	27.225	33	THOMSON	22.734	35	33	THOMSON	1:38.682	1:39.078	0.396	

**MCRCB BULLETIN TK018****2022 Bennetts British Superbike Championship - Round 11****2022 Pirelli National Superstock Championship with MotoNovo****FREE PRACTICE 1 - BEST SPEEDS**

POS	INTERMEDIATE 1			INTERMEDIATE 2			INTERMEDIATE 3			FINISH LINE		
	NO	NAME	MPH	NO	NAME	MPH	NO	NAME	MPH	NO	NAME	MPH
1	21	WARD	126.6	5	KERR	162.0	3	McCONNELL	97.3	5	KERR	161.3
2	51	ELLIOTT	124.7	4	LINFOOT	160.9	75	OLSEN	97.1	4	LINFOOT	160.5
3	75	OLSEN	124.2	40	FRANCIS	160.5	14	NEAVE	96.1	3	McCONNELL	160.1
4	40	FRANCIS	124.2	57	DAY	160.5	51	ELLIOTT	95.0	55	BEECH	160.1
5	4	LINFOOT	123.8	55	BEECH	160.1	21	WARD	94.9	75	OLSEN	159.4
6	23	HEDGER	123.8	3	McCONNELL	159.7	55	BEECH	94.9	23	HEDGER	159.4
7	55	BEECH	123.3	23	HEDGER	159.4	44	NIXON	94.9	44	NIXON	159.4
8	19	TALBOT	123.3	75	OLSEN	159.0	27	ESTMENT	94.3	57	DAY	159.0
9	2	TOMS	123.1	21	WARD	158.2	40	FRANCIS	94.3	51	ELLIOTT	159.0
10	59	TRUELOVE	122.9	20	OLIVER	157.9	96	PAASCH	94.2	18	WINFIELD	159.0
11	27	ESTMENT	122.6	39	MORGAN	157.9	23	HEDGER	93.2	21	WARD	158.6
12	57	DAY	122.6	14	NEAVE	157.5	37	HILLIER	93.0	77	HARRAN	158.6
13	3	McCONNELL	122.2	37	HILLIER	157.5	77	HARRAN	92.4	59	TRUELOVE	158.2
14	5	KERR	122.0	96	PAASCH	157.1	4	LINFOOT	92.1	2	TOMS	158.2
15	96	PAASCH	120.9	51	ELLIOTT	156.4	2	TOMS	92.1	20	OLIVER	157.5
16	18	WINFIELD	120.6	2	TOMS	156.4	18	WINFIELD	92.0	37	HILLIER	157.5
17	14	NEAVE	120.0	27	ESTMENT	156.0	20	OLIVER	92.0	94	STAINTON	157.1
18	77	HARRAN	120.0	19	TALBOT	156.0	57	DAY	91.5	14	NEAVE	156.7
19	39	MORGAN	119.6	59	TRUELOVE	156.0	22	MACKAY	91.3	31	COX	156.7
20	94	STAINTON	118.9	31	COX	153.9	66	OSBORNE	90.6	27	ESTMENT	156.4
21	20	OLIVER	118.3	77	HARRAN	153.5	19	TALBOT	90.5	96	PAASCH	156.0
22	37	HILLIER	118.3	18	WINFIELD	152.5	30	McNEALY	90.4	99	LUXTON	156.0
23	26	MOORE	116.9	25	BOERBOOM	150.4	73	BROOK	90.4	19	TALBOT	154.9
24	30	McNEALY	116.3	99	LUXTON	150.1	25	BOERBOOM	90.3	25	BOERBOOM	154.9
25	73	BROOK	116.1	44	NIXON	149.7	5	KERR	90.1	40	FRANCIS	154.6
26	44	NIXON	115.7	26	MOORE	149.4	59	TRUELOVE	89.8	30	McNEALY	153.9
27	25	BOERBOOM	115.5	22	MACKAY	147.8	39	MORGAN	88.8	26	MOORE	153.5
28	61	SELLERS	115.3	94	STAINTON	147.4	99	LUXTON	88.3	39	MORGAN	153.5
29	31	COX	114.7	73	BROOK	147.4	94	STAINTON	88.3	22	MACKAY	153.2
30	76	VERWEY	112.7	76	VERWEY	147.1	31	COX	88.1	76	VERWEY	151.8
31	99	LUXTON	111.6	66	OSBORNE	146.2	76	VERWEY	87.2	73	BROOK	151.4
32	22	MACKAY	111.4	61	SELLERS	145.5	26	MOORE	86.8	61	SELLERS	151.1
33	66	OSBORNE	111.1	30	McNEALY	145.2	61	SELLERS	86.0	66	OSBORNE	150.1
34	33	THOMSON	102.2	33	THOMSON	134.2	16	BUCHANAN	84.2	16	BUCHANAN	139.5
35	16	BUCHANAN	102.1	16	BUCHANAN	131.5	33	THOMSON	81.9	33	THOMSON	138.9

# MCRCB BULLETIN TK019

## 2022 Bennetts British Superbike Championship - Round 11

## 2022 Pirelli National Superstock Championship with MotoNovo

### FREE PRACTICE 1 - STATISTICS

**Competitors Started** 35  
**Planned Start** 2022-10-14 @ 10:10:00.000  
**Actual Start** 2022-10-14 @ 10:10:03.781  
**Finish Time** 2022-10-14 @ 10:35:03.781  
**Track Length** 2.4332mi.  
**Total Laps** 456  
**Total Distance Covered** 1109.5800mi.

#### Session Fastest Lap History

NO	NAME	LAP TIME	TIME OF DAY	LAP	VEHICLE
18	Shaun WINFIELD	1:34.019	10:13:18.447	2	Honda
59	Matt TRUELOVE	1:33.534	10:13:19.082	2	Honda
37	James HILLIER	1:33.240	10:13:19.571	2	Yamaha
21	Tom WARD	1:31.430	10:13:55.949	1	Aprilia
3	Billy McCONNELL	1:31.411	10:14:11.624	2	Honda
4	Dan LINFOOT	1:31.162	10:14:12.500	2	Honda
21	Tom WARD	1:30.060	10:15:26.009	2	Aprilia
3	Billy McCONNELL	1:29.188	10:15:40.812	3	Honda
3	Billy McCONNELL	1:28.678	10:17:09.490	4	Honda
4	Dan LINFOOT	1:28.225	10:17:09.962	4	Honda
4	Dan LINFOOT	1:27.915	10:29:21.078	9	Honda
75	Alex OLSEN	1:27.589	10:29:27.371	8	BMW

#### Flag History

TYPE	TIME OF DAY
GREEN	10:10:03.781
FINISH	10:35:03.781

#### Flag Statistics

TYPE	COUNT	TOTAL LAPS	TOTAL TIME
Green	1	16	28:11.158
Red	0	0	0.000
Safety Car	0	0	0.000
FCY	0	0	0.000

**MCRCB BULLETIN TK020**

**2022 Bennetts British Superbike Championship - Round 11**

**2022 Pirelli National Superstock Championship with MotoNovo**

**FREE PRACTICE 1 - SESSION NOTES**

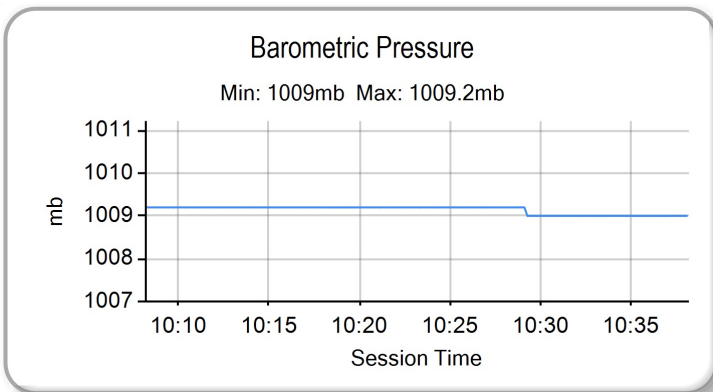
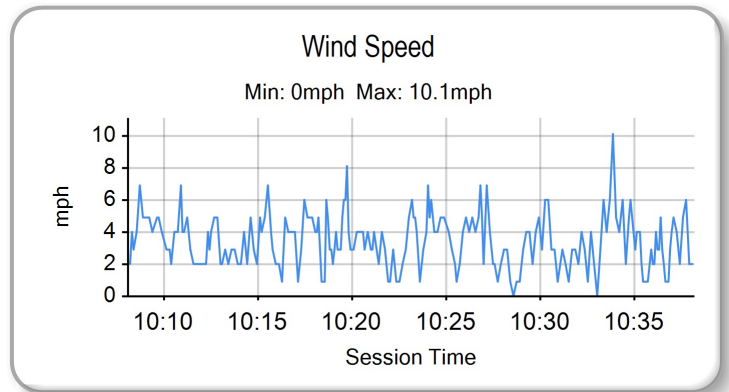
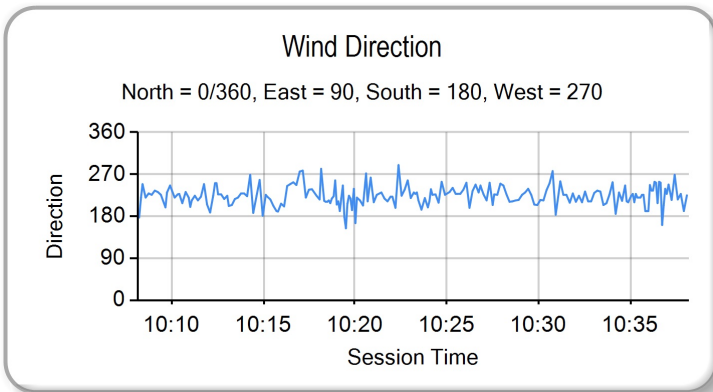
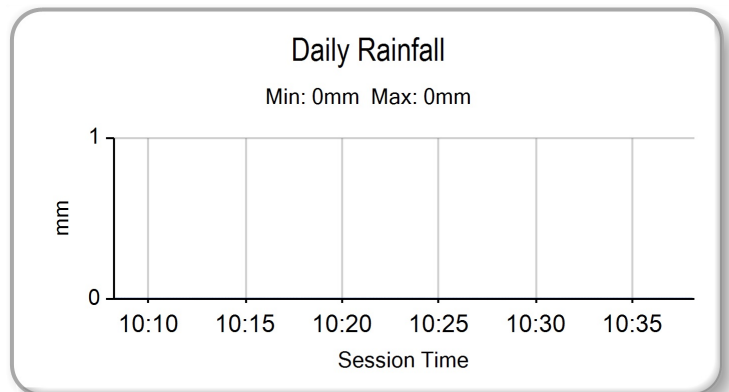
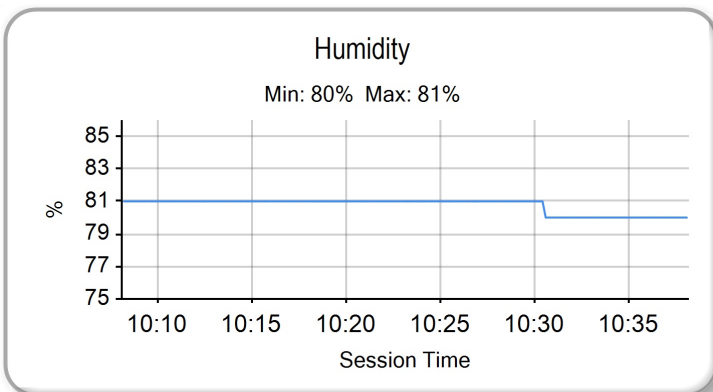
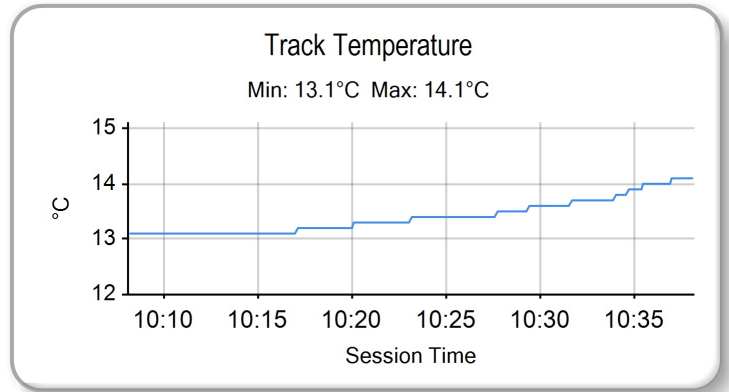
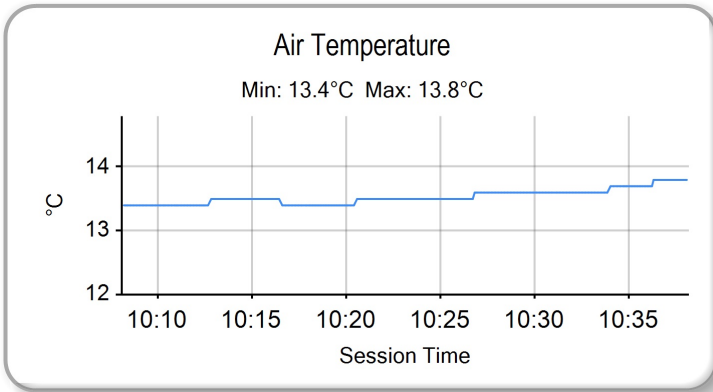
TIME	MESSAGE
10:14:30	#75 - NO WORKING TRANSPONDER
10:33:12	NO. 77 FALLER AT SURTEES - RIDER OK

# MCRCB BULLETIN TK021

## 2022 Bennetts British Superbike Championship - Round 11

## 2022 Pirelli National Superstock Championship with MotoNovo

### FREE PRACTICE 1 - WEATHER CONDITIONS



## FREE PRACTICE 2 - CLASSIFICATION



POS	NO	NAME	NAT	ENTRY	TIME	ON	LAPS	GAP	DIFF	MPH
1	75	Alex OLSEN	GBR	BMW - FHO Racing with Kobelco	1:26.840	6	8			100.87
2	4	Dan LINFOOT	GBR	Honda - Optimum Bikes Racing	1:27.266	8	10	0.426	0.426	100.38
3	21	Tom WARD	GBR	Aprilia - IN Competition / Aprilia	1:27.566	9	9	0.726	0.300	100.03
4	5	Richard KERR	IRL	Honda - AMD Motorsport	1:27.589	8	10	0.749	0.023	100.01
5	3	Billy McCONNELL	AUS	Honda - C&L Fairburn Properties / Jackson Racing	1:27.629	8	8	0.789	0.040	99.96
6	40	Joe FRANCIS	GBR	Kawasaki - Stauff Fluid Power Kawasaki	1:27.656	8	8	0.816	0.027	99.93
7	55	Ash BEECH	GBR	Honda - Jones Dorling Racing	1:27.684	13	15	0.844	0.028	99.90
8	14	Tim NEAVE	GBR	Yamaha - Edwards Yamaha	1:27.766	7	9	0.926	0.082	99.80
9	51	Brayden ELLIOTT	AUS	Honda - CFS Filtration No Bull Racing	1:27.991	7	8	1.151	0.225	99.55
10	23	Luke HEDGER	GBR	Kawasaki - Platform Hire Racing	1:28.314	11	13	1.474	0.323	99.18
11	27	Bjorn ESTMENT	RSA	Suzuki - Specsavers Suzuki by Hawk Racing	1:28.409	6	9	1.569	0.095	99.08
12	18	Shaun WINFIELD	GBR	Honda - TAG Racing Honda	1:28.425	4	7	1.585	0.016	99.06
13	96	Brandon PAASCH	USA	Suzuki - VisionTrack Suzuki	1:28.615	8	9	1.775	0.190	98.85
14	37	James HILLIER	GBR	Yamaha - Rich Energy OMG Racing	1:28.655	9	10	1.815	0.040	98.80
15	20	Tom OLIVER	GBR	Aprilia - IN Competition / Aprilia	1:28.662	2	9	1.822	0.007	98.80
16	44	Jack NIXON	GBR	BMW - FHO Racing with Kobelco	1:28.887	7	8	2.047	0.225	98.55
17	2	TJ TOMS	GBR	Kawasaki - Platform Hire Racing	1:28.907	11	12	2.067	0.020	98.52
18	19	Joe TALBOT	GBR	Kawasaki - Cheshire Mouldings Kawasaki by JR Perfo	1:28.935	8	10	2.095	0.028	98.49
19	77	Brent HARRAN	RSA	Honda - Optimum Bikes Racing	1:29.151	7	8	2.311	0.216	98.25
20	99	Ben LUXTON	GBR	BMW - Team XG Racing	1:29.328	7	10	2.488	0.177	98.06
21	59	Matt TRUELOVE	GBR	Honda - TAG Racing Honda	1:29.455	6	9	2.615	0.127	97.92
22	30	Rob McNEALY	GBR	BMW - McNealy Brown	1:29.545	9	11	2.705	0.090	97.82
23	31	Sam COX	GBR	BMW - Sam Cox Racing with Belcom Cables Ltd	1:29.894	12	12	3.054	0.349	97.44
24	94	Max STANTON	GBR	BMW - PHR Performance	1:29.911	7	9	3.071	0.017	97.42
25	61	David SELLERS	GBR	Suzuki - True Heroes Racing	1:30.055	10	13	3.215	0.144	97.27
26	66	Sam OSBORNE	GBR	Suzuki - MSG Racing Suzuki & Dyno	1:30.851	4	8	4.011	0.796	96.41
27	22	Dave MACKAY	GBR	Suzuki - True Heroes Racing	1:30.953	6	13	4.113	0.102	96.31
28	73	David BROOK	GBR	Honda - Guildford Audio by Brook Motorsport	1:31.023	4	10	4.183	0.070	96.23
29	25	Jorel BOERBOOM	NLD	Kawasaki - G&S Bict Groep Racing	1:31.253	14	15	4.413	0.230	95.99
30	39	Max MORGAN	GBR	Kawasaki - MSS Performance	1:31.254	4	10	4.414	0.001	95.99
31	26	Joe MOORE	GBR	Suzuki - Clearline Racing	1:31.568	8	12	4.728	0.314	95.66
32	76	Luke VERWEY	GBR	BMW - WSE Racing	1:31.913	5	12	5.073	0.345	95.30
33	33	Connor Rossi THOMSON	GBR	Yamaha - Thompson Haulage / Sound Advice	1:33.917	14	14	7.077	2.004	93.27
QUALIFYING LAPTIME (110.0% of 1:26.840) = 1:35.524										
34	57	Levi DAY	AUS	Suzuki - Powerslide Motorcycles Racing	1:39.844	3	5	13.004	5.927	87.73

Weather / Track : Cloudy / Dry

These results are provisional until the conclusion of any judicial and technical matters.

Brands Hatch GP: 2.4332 miles

Date: 14/10/2022 Start: 14:30 Finish: 14:55

Race Director : Stuart Higgs <i>S. Higgs</i>	Stewards :	Timekeeper : Richard Evans <i>R. EVANS</i>
<small>Digitally Approved at 15:23 Friday, 14 October 2022</small>		<small>Digitally Approved at 15:07 Friday, 14 October 2022</small>

Results can be found at [www.britishsuperbike.com](http://www.britishsuperbike.com)

Printed - 14:57 Friday, 14 October 2022



# MCRCB BULLETIN TK060

## 2022 Bennetts British Superbike Championship - Round 11

## 2022 Pirelli National Superstock Championship with MotoNovo

### FREE PRACTICE 2 - SECTOR ANALYSIS



SECTOR 1 = FL to I1, SECTOR 2 = I1 to I2 SECTOR 3 = I2 to I3, SECTOR 4 = I3 to FL, DIFF = Difference To Personal Best Lap, P = Crossed Finish Line in Pit Lane, D = Time Disallowed

P1 75		Alex OLSEN				BMW - FHO Racing with Kobelco						
IDEAL LAP TIME : 1:26.840		BEST LAP TIME : 1:26.840				DIFFERENCE : 0.000						
LAP	SECTOR 1	SECTOR 2		SECTOR 3		SECTOR 4		LAP TIME	MPH	DIFF	TIME OF DAY	
1 -	OUTLAP	109.2	15.608	148.1	24.754	88.3	20.614	159.4	1:35.180	92.03	8.340	14:44:52.097
2 -	30.066	104.2	19.043	124.7	26.072	85.9	20.746	158.2	1:35.927	91.31	9.087	14:46:28.024
3 -	28.237	120.0	15.125	154.2	23.996	<b>95.3</b>	20.296	<b>159.7</b>	1:27.654	99.93	0.814	14:47:55.678
4 -	28.594	114.9	15.484	148.1	24.343	88.6	20.511	158.2	1:28.932	98.50	2.092	14:49:24.610
5 -	27.956	122.2	15.006	<b>159.0</b>	23.801	93.2	20.325	157.5	1:27.088 (2)	100.58	0.248	14:50:51.698
6 -	<b>27.850</b>	123.5	<b>14.927</b>	156.4	<b>23.774</b>	<b>95.3</b>	<b>20.289</b>	<b>159.7</b>	<b>1:26.840 (1)</b>	<b>100.87</b>		<b>14:52:18.538</b>
7 -	30.814	102.2	15.778	143.0	28.364	83.7	20.781	157.5	1:35.737	91.49	8.897	14:53:54.275
8 -	28.116	<b>124.5</b>	15.000	155.3	23.924	95.0	20.431	158.2	1:27.471 (3)	100.14	0.631	14:55:21.746

P2 4		Dan LINFOOT				Honda - Optimum Bikes Racing						
IDEAL LAP TIME : 1:27.140		BEST LAP TIME : 1:27.266				DIFFERENCE : 0.126						
LAP	SECTOR 1	SECTOR 2		SECTOR 3		SECTOR 4		LAP TIME	MPH	DIFF	TIME OF DAY	
1 -	OUTLAP	107.7	15.776	151.8	25.240	81.8	21.305	157.1	1:34.395	92.79	7.129	14:42:31.061
2 -	28.393	123.1	15.200	159.4	23.905	89.7	20.649	158.6	1:28.147	99.37	0.881	14:43:59.208
3 -	27.983	123.8	15.073	<b>162.0</b>	23.915	92.3	20.523	159.0	1:27.494 (3)	100.11	0.228	14:45:26.702
4 -	29.119	112.5	15.555	151.1	24.552	86.9	20.763	159.0	1:29.989	97.34	2.723	14:46:56.691
5 -	<b>27.850</b>	123.8	<b>15.004</b>	160.1	<b>23.839</b>	<b>92.9</b>	20.675	158.6	1:27.368 (2)	100.26	0.102	14:48:24.059
6 -	29.859	112.2	15.747	143.7	25.604	80.5	21.487	158.6	1:32.697	94.49	5.431	14:49:56.756
7 -	28.611	115.7	15.500	151.4	24.249	86.2	20.682	159.0	1:29.042	98.37	1.776	14:51:25.798
8 -	27.896	<b>124.5</b>	15.083	161.3	23.840	92.3	<b>20.447</b>	<b>159.7</b>	<b>1:27.266 (1)</b>	<b>100.38</b>		<b>14:52:53.064</b>
9 -	29.646	119.1	15.230	160.1	24.027	91.6	20.556	159.4	1:29.459	97.92	2.193	14:54:22.523
10 -	27.927	122.4	15.148	160.1	23.975	91.8	20.589	157.1	1:27.639	99.95	0.373	14:55:50.162

P3 21		Tom WARD				Aprilia - IN Competition / Aprilia						
IDEAL LAP TIME : 1:27.421		BEST LAP TIME : 1:27.566				DIFFERENCE : 0.145						
LAP	SECTOR 1	SECTOR 2		SECTOR 3		SECTOR 4		LAP TIME	MPH	DIFF	TIME OF DAY	
1 -	27.991	123.8	15.111	153.2	23.981	91.5	20.732	152.8	1:27.815	99.75	0.249	14:44:36.381
2 -	28.030	124.2	15.094	157.5	24.072	88.4	20.733	157.1	1:27.929	99.62	0.363	14:46:04.310
3 -	27.958	124.7	<b>15.062</b>	159.0	24.044	88.7	20.660	<b>158.2</b>	1:27.724 (2)	99.85	0.158	14:47:32.034
4 -	27.978	124.0	15.176	157.1	24.060	<b>92.3</b>	20.536	154.2	1:27.750 (3)	99.82	0.184	14:48:59.784
5 -	28.103	125.2	15.133	157.5	24.132	90.0	<b>20.504</b>	157.1	1:27.872	99.68	0.306	14:50:27.656
6 -	28.170	120.4	15.325	159.4	24.193	88.4	20.920	156.4	1:28.608	98.86	1.042	14:51:56.264
7 -	28.665	114.1	15.455	149.4	25.053	85.4	20.896	156.7	1:30.069	97.25	2.503	14:53:26.333
8 -	<b>27.888</b>	<b>126.8</b>	15.098	<b>159.7</b>	24.416	90.6	20.619	157.1	1:28.021	99.51	0.455	14:54:54.354
9 -	27.964	122.6	15.126	<b>159.7</b>	<b>23.967</b>	89.4	20.509	157.5	<b>1:27.566 (1)</b>	<b>100.03</b>		<b>14:56:21.920</b>

P4 5		Richard KERR				Honda - AMD Motorsport						
IDEAL LAP TIME : 1:27.269		BEST LAP TIME : 1:27.589				DIFFERENCE : 0.320						
LAP	SECTOR 1	SECTOR 2		SECTOR 3		SECTOR 4		LAP TIME	MPH	DIFF	TIME OF DAY	
1 -	OUTLAP	101.2	17.969	140.1	26.312	74.9	22.061	157.5	1:37.599	89.75	10.010	14:42:50.312
2 -	28.171	122.0	15.120	161.7	24.043	87.3	20.654	158.6	1:27.988	99.55	0.399	14:44:18.300
3 -	28.122	114.1	15.201	158.6	24.425	90.0	20.639	158.2	1:28.387	99.10	0.798	14:45:46.687
4 -	29.176	112.0	15.659	155.3	24.962	85.4	20.809	158.2	1:30.606	96.68	3.017	14:47:17.293
5 -	<b>27.892</b>	121.3	<b>15.023</b>	158.2	24.467	88.0	20.802	158.6	1:28.184	99.33	0.595	14:48:45.477
6 -	28.153	119.4	15.129	162.4	23.990	89.7	<b>20.457</b>	<b>159.7</b>	1:27.729 (2)	99.85	0.140	14:50:13.206
7 -	28.361	117.5	15.216	161.3	24.369	90.3	20.727	157.9	1:28.673	98.78	1.084	14:51:41.879
8 -	28.038	<b>122.2</b>	15.099	<b>164.8</b>	<b>23.897</b>	91.1	20.555	159.0	<b>1:27.589 (1)</b>	<b>100.01</b>		<b>14:53:09.468</b>
9 -	27.987	119.8	15.297	164.0	24.721	84.0	20.999	157.5	1:29.004	98.42	1.415	14:54:38.472
10 -	28.090	121.5	15.092	162.8	24.051	<b>91.9</b>	20.672	159.4	1:27.905 (3)	99.65	0.316	14:56:06.377

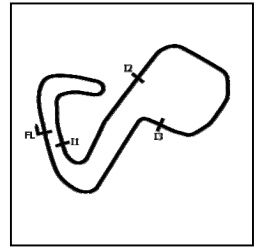


# MCRCB BULLETIN TK060

## 2022 Bennetts British Superbike Championship - Round 11

## 2022 Pirelli National Superstock Championship with MotoNovo

### FREE PRACTICE 2 - SECTOR ANALYSIS



SECTOR 1 = FL to I1, SECTOR 2 = I1 to I2, SECTOR 3 = I2 to I3, SECTOR 4 = I3 to FL, DIFF = Difference To Personal Best Lap, P = Crossed Finish Line in Pit Lane, D = Time Disallowed

P5		3		Billy McCONNELL				Honda - C&L Fairburn Properties / Jackson Racing					
IDEAL LAP TIME : 1:27.446		BEST LAP TIME : 1:27.629				DIFFERENCE : 0.183							
LAP	SECTOR 1	SECTOR 2		SECTOR 3		SECTOR 4		LAP TIME	MPH	DIFF	TIME OF DAY		
1 -	OUTLAP	104.8	17.475	134.7	25.445	91.0	21.767	155.7	1:39.548	87.99	11.919	14:39:44.533	
2 -	28.384	118.5	15.329	157.5	24.154	93.2	20.590	<b>158.6</b>	1:28.457 (3)	99.02	0.828	14:41:12.990	
3 -	29.598	104.0						IN PIT	3:16.626 P	44.55	1:48.997	14:44:29.616	
4 -	OUTLAP	118.3	16.016	154.6	24.427	92.0	20.948	156.0	1:31.968	95.24	4.339	14:46:01.584	
5 -	28.026	120.6	<b>15.178</b>	<b>160.9</b>	<b>23.824</b>	96.5	20.617	157.5	1:27.645 (2)	99.94	0.016	14:47:29.229	
6 -	30.061	107.7	17.434	149.7	25.401	86.2		IN PIT	5:46.802 P	25.25	4:19.173	14:53:16.031	
7 -	OUTLAP	112.0	19.434	139.5	24.878	91.0	21.488	156.0	1:35.692	91.54	8.063	14:54:51.723	
8 -	<b>27.964</b>	<b>121.3</b>	15.305	159.4	23.880	<b>96.6</b>	<b>20.480</b>	157.9	<b>1:27.629 (1)</b>	<b>99.96</b>		<b>14:56:19.352</b>	

P6		40		Joe FRANCIS				Kawasaki - Stauff Fluid Power Kawasaki					
IDEAL LAP TIME : 1:27.526		BEST LAP TIME : 1:27.656				DIFFERENCE : 0.130							
LAP	SECTOR 1	SECTOR 2		SECTOR 3		SECTOR 4		LAP TIME	MPH	DIFF	TIME OF DAY		
1 -	OUTLAP	112.4	15.803	154.6	24.352	88.7	20.876	153.5	1:32.419	94.78	4.763	14:41:59.735	
2 -	28.178	122.6	15.395	158.6	23.764	93.0	20.750	153.5	1:28.087	99.44	0.431	14:43:27.822	
3 -	28.065	119.6	15.414	157.5	23.794	95.8	20.645	152.5	1:27.918	99.63	0.262	14:44:55.740	
4 -	28.074	<b>124.7</b>	<b>15.229</b>	159.4	23.779	<b>96.9</b>	20.641	153.9	1:27.723 (2)	99.85	0.067	14:46:23.463	
5 -	30.618	76.8	16.619	144.6	26.034	86.5		IN PIT	5:31.374 P	26.43	4:03.718	14:51:54.837	
6 -	OUTLAP	119.4	15.442	154.9	24.515	90.0	20.798	153.2	1:33.409	93.77	5.753	14:53:28.246	
7 -	28.128	122.6	15.297	<b>160.1</b>	<b>23.667</b>	94.3	20.722	153.2	1:27.814 (3)	99.75	0.158	14:54:56.060	
8 -	<b>28.009</b>	122.2	15.306	<b>160.1</b>	23.720	93.4	<b>20.621</b>	<b>154.2</b>	<b>1:27.656 (1)</b>	<b>99.93</b>		<b>14:56:23.716</b>	

P7		55		Ash BEECH				Honda - Jones Dorling Racing					
IDEAL LAP TIME : 1:27.493		BEST LAP TIME : 1:27.684				DIFFERENCE : 0.191							
LAP	SECTOR 1	SECTOR 2		SECTOR 3		SECTOR 4		LAP TIME	MPH	DIFF	TIME OF DAY		
1 -	OUTLAP	51.3					IN PIT	4:53.938 P	29.80	3:26.254	14:34:59.739		
2 -	OUTLAP	85.4	19.143	128.8	29.349	80.2	22.573	149.7	1:51.591	78.49	23.907	14:36:51.330	
3 -	30.842	111.4	16.032	148.1	24.986	89.5	21.487	154.2	1:33.347	93.84	5.663	14:38:24.677	
4 -	29.300	117.9	15.708	149.7	24.519	91.3	20.967	155.3	1:30.494	96.80	2.810	14:39:55.171	
5 -	28.634	118.1	15.543	155.7	24.141	92.5	20.996	156.0	1:29.314	98.07	1.630	14:41:24.485	
6 -	28.374	120.4	15.439	156.0	24.184	93.3	20.775	156.0	1:28.772	98.67	1.088	14:42:53.257	
7 -	28.456	120.9	15.336	<b>162.0</b>	24.087	95.3	20.677	157.5	1:28.556	98.91	0.872	14:44:21.813	
8 -	28.138	<b>122.4</b>	15.260	158.6	23.969	92.3	20.544	<b>159.0</b>	1:27.911 (3)	99.64	0.227	14:45:49.724	
9 -	28.309	<b>122.4</b>	15.302	157.9	24.082	86.8	20.956	156.7	1:28.649	98.81	0.965	14:47:18.373	
10 -	28.190	121.3	15.228	158.2	23.938	<b>95.4</b>	20.671	157.5	1:28.027	99.51	0.343	14:48:46.400	
11 -	28.104	121.5	<b>15.169</b>	155.3	23.982	94.3	<b>20.496</b>	158.2	1:27.751 (2)	99.82	0.067	14:50:14.151	
12 -	<b>27.932</b>	121.5	15.693	155.7	24.016	89.9	20.662	158.2	1:28.303	99.20	0.619	14:51:42.454	
13 -	28.003	<b>122.4</b>	15.227	159.4	<b>23.896</b>	95.0	20.558	158.6	<b>1:27.684 (1)</b>	<b>99.90</b>		<b>14:53:10.138</b>	
14 -	30.461	99.2	15.844	154.6	24.581	91.4	20.909	156.0	1:31.795	95.42	4.111	14:54:41.933	
15 -	29.127	112.7	15.519	154.9	25.224	89.4	20.865	155.7	1:30.735	96.54	3.051	14:56:12.668	

P8		14		Tim NEAVE				Yamaha - Edwards Yamaha					
IDEAL LAP TIME : 1:27.728		BEST LAP TIME : 1:27.766				DIFFERENCE : 0.038							
LAP	SECTOR 1	SECTOR 2		SECTOR 3		SECTOR 4		LAP TIME	MPH	DIFF	TIME OF DAY		
1 -	29.443	115.3	15.706	155.7	24.607	92.3	21.123	157.1	1:30.879	96.39	3.113	14:43:42.853	
2 -	28.401	118.9	15.445	158.2	24.522	92.5	20.893	156.7	1:29.261	98.13	1.495	14:45:12.114	
3 -	28.456	120.2	15.455	158.2	24.362	88.3	20.836	156.7	1:29.109 (3)	98.30	1.343	14:46:41.223	
4 -	28.215	<b>122.2</b>	15.516	148.7	25.526	88.3	21.089	156.4	1:30.346	96.95	2.580	14:48:11.569	
5 -	28.280	120.9	15.295	160.9	23.940	<b>93.8</b>	<b>20.562</b>	<b>157.5</b>	1:28.077 (2)	99.45	0.311	14:49:39.646	
6 -	30.594	107.5	17.834	128.0	28.088	79.7	21.287	155.7	1:37.803	89.56	10.037	14:51:17.449	
7 -	<b>28.078</b>	119.4	<b>15.182</b>	<b>161.3</b>	<b>23.906</b>	92.6	20.600	<b>157.5</b>	<b>1:27.766 (1)</b>	<b>99.80</b>		<b>14:52:45.215</b>	
8 -	28.091	119.6	15.299	159.4	23.984	93.0	21.773	150.4	1:29.147	98.26	1.381	14:54:14.362	
9 -	34.006	101.5	17.388	130.3	25.427	92.1	20.963	148.1	1:37.784	89.58	10.018	14:55:52.146	

# MCRCB BULLETIN TK060

## 2022 Bennetts British Superbike Championship - Round 11

## 2022 Pirelli National Superstock Championship with MotoNovo

### FREE PRACTICE 2 - SECTOR ANALYSIS



SECTOR 1 = FL to I1, SECTOR 2 = I1 to I2 SECTOR 3 = I2 to I3, SECTOR 4 = I3 to FL, DIFF = Difference To Personal Best Lap, P = Crossed Finish Line in Pit Lane, D = Time Disallowed

P9 51		Brayden ELLIOTT				Honda - CFS Filtration No Bull Racing						
IDEAL LAP TIME : 1:27.809		BEST LAP TIME : 1:27.991				DIFFERENCE : 0.182						
LAP	SECTOR 1	SECTOR 2		SECTOR 3		SECTOR 4		LAP TIME	MPH	DIFF	TIME OF DAY	
1 -	28.651	118.5	15.303	156.0	24.261	90.6	20.549	157.1	1:28.764	98.68	0.773	14:43:46.289
2 -	28.412	119.1	15.139	145.5	24.400	93.7	20.592	158.2	1:28.543	98.93	0.552	14:45:14.832
3 -	28.500	118.5	15.101	154.2	24.560	89.5	20.632	154.6	1:28.793	98.65	0.802	14:46:43.625
4 -	28.601	120.6	15.117	146.8	24.296	90.6	20.857	<b>159.7</b>	1:28.871	98.56	0.880	14:48:12.496
5 -	28.283	122.2	<b>15.014</b>	154.6	24.175	96.1	<b>20.526</b>	159.0	1:27.998 (2)	99.54	0.007	14:49:40.494
6 -		118.9	15.260	149.7	24.603	95.5	20.865	157.1	3:26.503	42.41	1:58.512	14:53:06.997
7 -	28.244	<b>122.9</b>	15.097	<b>157.9</b>	24.077	96.1	20.573	156.7	<b>1:27.991 (1)</b>	<b>99.55</b>		<b>14:54:34.988</b>
8 -	<b>28.201</b>	121.3	15.174	154.2	<b>24.068</b>	<b>98.8</b>	20.747	156.7	1:28.190 (3)	99.32	0.199	14:56:03.178

P10 23		Luke HEDGER				Kawasaki - Platform Hire Racing						
IDEAL LAP TIME : 1:28.191		BEST LAP TIME : 1:28.314				DIFFERENCE : 0.123						
LAP	SECTOR 1	SECTOR 2		SECTOR 3		SECTOR 4		LAP TIME	MPH	DIFF	TIME OF DAY	
1 -	OUTLAP	100.6	17.074	132.3	25.741	87.9	21.614	157.5	1:36.619	90.66	8.305	14:36:14.223
2 -	30.129	119.1	15.552	146.2	24.790	91.5	20.922	158.2	1:31.393	95.84	3.079	14:37:45.616
3 -	28.711	120.2	15.349	157.9	24.270	92.8	20.756	158.6	1:29.086	98.33	0.772	14:39:14.702
4 -	28.401	121.1	15.269	152.1	24.369	94.1	20.773	157.9	1:28.812	98.63	0.498	14:40:43.514
5 -	28.390	123.3	15.302	161.3	24.261	91.0	20.749	<b>159.4</b>	1:28.702	98.75	0.388	14:42:12.216
6 -	28.731	124.5	15.221	161.7	24.206	93.3	20.842	158.6	1:29.000	98.42	0.686	14:43:41.216
7 -	28.435	<b>126.3</b>	15.221	160.9	24.204	93.2	20.920	158.2	1:28.780	98.66	0.466	14:45:09.996
8 -	31.466	97.9					IN PIT		2:53.007 P	50.63	1:24.693	14:48:03.003
9 -	OUTLAP	113.5	15.600	148.7	24.677	91.9	20.928	157.5	1:32.820	94.37	4.506	14:49:35.823
10 -	28.624	122.0	15.318	160.5	24.225	91.5	20.658	159.0	1:28.825	98.61	0.511	14:51:04.648
11 -	<b>28.322</b>	124.9	15.282	159.4	<b>24.085</b>	94.1	<b>20.625</b>	158.6	<b>1:28.314 (1)</b>	<b>99.18</b>		<b>14:52:32.962</b>
12 -	28.355	125.4	15.284	159.4	24.185	<b>95.0</b>	20.649	<b>159.4</b>	1:28.473 (3)	99.01	0.159	14:54:01.435
13 -	28.441	122.2	<b>15.159</b>	<b>163.6</b>	24.145	94.5	20.671	159.0	1:28.416 (2)	99.07	0.102	14:55:29.851

P11 27		Bjorn ESTMENT				Suzuki - Specsavers Suzuki by Hawk Racing						
IDEAL LAP TIME : 1:27.928		BEST LAP TIME : 1:28.409				DIFFERENCE : 0.481						
LAP	SECTOR 1	SECTOR 2		SECTOR 3		SECTOR 4		LAP TIME	MPH	DIFF	TIME OF DAY	
1 -	OUTLAP	105.1	15.995	146.8	25.848	85.1	21.385	153.5	1:35.619	91.61	7.210	14:43:16.505
2 -	28.602	117.9	15.397	157.1	24.122	91.6	20.993	154.6	1:29.114	98.29	0.705	14:44:45.619
3 -	28.178	118.3	15.374	156.4	24.072	93.0	<b>20.793</b>	<b>155.7</b>	1:28.417 (3)	99.07	0.008	14:46:14.036
4 -	30.795	112.2	15.694	151.4	25.105	84.0	21.236	154.2	1:32.830	94.36	4.421	14:47:46.866
5 -	29.652	95.8	16.236	151.4	25.717	79.6	21.508	153.9	1:33.113	94.07	4.704	14:49:19.979
6 -	28.269	120.6	15.239	156.0	24.028	91.9	20.873	154.6	<b>1:28.409 (1)</b>	<b>99.08</b>		<b>14:50:48.388</b>
7 -	28.222	120.6	15.313	153.2	<b>24.024</b>	94.7	20.856	151.8	1:28.415 (2)	99.07	0.006	14:52:16.803
8 -	29.998	116.9	16.507	149.1	24.991	89.9	26.848	154.2	1:38.344	89.07	9.935	14:53:55.147
9 -	<b>27.962</b>	<b>121.7</b>	<b>15.149</b>	<b>157.5</b>	24.133	<b>95.7</b>	21.541	153.9	1:28.785	98.66	0.376	14:55:23.932

P12 18		Shaun WINFIELD				Honda - TAG Racing Honda						
IDEAL LAP TIME : 1:28.186		BEST LAP TIME : 1:28.425				DIFFERENCE : 0.239						
LAP	SECTOR 1	SECTOR 2		SECTOR 3		SECTOR 4		LAP TIME	MPH	DIFF	TIME OF DAY	
1 -	OUTLAP	107.5	15.715	144.0	24.759	86.5	20.595	157.9	1:33.448	93.74	5.023	14:42:17.816
2 -	28.632	117.1	15.153	147.4	24.337	89.1	<b>20.418</b>	157.9	1:28.540 (2)	98.93	0.115	14:43:46.356
3 -	29.042	106.8	15.477	148.7	24.365	89.1	21.031	<b>159.4</b>	1:29.915	97.42	1.490	14:45:16.271
4 -	28.592	<b>120.0</b>	15.192	<b>151.8</b>	<b>24.194</b>	<b>91.4</b>	20.447	157.9	<b>1:28.425 (1)</b>	<b>99.06</b>		<b>14:46:44.696</b>
5 -	<b>28.481</b>	<b>120.0</b>	<b>15.093</b>	<b>151.8</b>	24.535	85.7	21.104	156.7	1:29.213 (3)	98.19	0.788	14:48:13.909
6 -	33.021	75.7					IN PIT		2:47.700 P	52.23	1:19.275	14:51:01.609
7 -	OUTLAP	112.5	15.523	143.0	25.817	75.9			4:02.323 P	36.14	2:33.898	14:55:03.932

# MCRCB BULLETIN TK060

## 2022 Bennetts British Superbike Championship - Round 11

## 2022 Pirelli National Superstock Championship with MotoNovo

### FREE PRACTICE 2 - SECTOR ANALYSIS



SECTOR 1 = FL to I1, SECTOR 2 = I1 to I2 SECTOR 3 = I2 to I3, SECTOR 4 = I3 to FL, DIFF = Difference To Personal Best Lap, P = Crossed Finish Line in Pit Lane, D = Time Disallowed

P13 96		Brandon PAASCH				Suzuki - VisionTrack Suzuki						
IDEAL LAP TIME : 1:28.611		BEST LAP TIME : 1:28.615				DIFFERENCE : 0.004						
LAP	SECTOR 1	SECTOR 2		SECTOR 3		SECTOR 4		LAP TIME	MPH	DIFF	TIME OF DAY	
1 -	OUTLAP	101.2	16.092	145.8	25.072	84.9	21.043	155.3	1:36.445	90.82	7.830	14:42:01.325
2 -	29.312	113.3	15.483	<b>154.9</b>	24.609	86.7	21.038	153.5	1:30.442	96.85	1.827	14:43:31.767
3 -	28.935	116.1	15.359	152.8	24.577	85.5	21.006	154.6	1:29.877	97.46	1.262	14:45:01.644
4 -	28.958	115.1	15.403	153.2	24.555	89.1	20.827	<b>156.4</b>	1:29.743 (3)	97.61	1.128	14:46:31.387
5 -	33.785	66.9	19.140	142.4	26.486	86.8	IN PIT		2:58.521 P	49.06	1:29.906	14:49:29.908
6 -	OUTLAP	104.5	15.919	147.1	26.357	76.6	25.512	156.0	1:48.590	80.66	19.975	14:51:18.498
7 -	28.562	113.7	15.263	153.9	24.313	<b>93.0</b>	<b>20.777</b>	156.0	1:28.915 (2)	98.51	0.300	14:52:47.413
8 -	<b>28.395</b>	<b>116.7</b>	<b>15.233</b>	154.2	<b>24.206</b>	90.4	20.781	<b>156.4</b>	<b>1:28.615 (1)</b>	<b>98.85</b>		<b>14:54:16.028</b>
9 -	29.114	109.2	15.641	151.1	24.841	87.6	21.177	152.5	1:30.773	96.50	2.158	14:55:46.801

P14 37		James HILLIER				Yamaha - Rich Energy OMG Racing						
IDEAL LAP TIME : 1:28.607		BEST LAP TIME : 1:28.655				DIFFERENCE : 0.048						
LAP	SECTOR 1	SECTOR 2		SECTOR 3		SECTOR 4		LAP TIME	MPH	DIFF	TIME OF DAY	
1 -	OUTLAP	59.8	22.710	112.0	32.657	73.4	IN PIT		10:04.493 P	14.49	8:35.838	14:40:24.502
2 -	OUTLAP	102.6	16.081	146.5	24.646	87.2	21.094	157.5	1:36.075	91.17	7.420	14:42:00.577
3 -	32.316	102.4	17.084	127.3	29.134	83.9	24.557	156.0	1:43.091	84.97	14.436	14:43:43.668
4 -	28.944	115.7	15.490	156.7	24.465	90.5	20.989	<b>158.6</b>	1:29.888	97.45	1.233	14:45:13.556
5 -	28.512	113.5	15.648	<b>159.0</b>	24.494	88.5	20.970	156.4	1:29.624	97.73	0.969	14:46:43.180
6 -	28.610	<b>121.5</b>	15.415	156.0	24.314	<b>96.1</b>	21.428	157.5	1:29.767	97.58	1.112	14:48:12.947
7 -	28.596	117.9	15.498	156.7	24.363	92.0	20.835	157.1	1:29.292 (3)	98.10	0.637	14:49:42.239
8 -	28.706	107.7	16.128	144.9	26.827	77.7	23.822	157.1	1:35.483	91.74	6.828	14:51:17.722
9 -	28.366	118.3	<b>15.371</b>	<b>159.0</b>	<b>24.221</b>	91.8	<b>20.697</b>	156.7	<b>1:28.655 (1)</b>	<b>98.80</b>		<b>14:52:46.377</b>
10 -	<b>28.318</b>	120.2	15.373	157.9	24.252	92.3	20.861	157.5	1:28.804 (2)	98.64	0.149	14:54:15.181

P15 20		Tom OLIVER				Aprilia - IN Competition / Aprilia						
IDEAL LAP TIME : 1:28.431		BEST LAP TIME : 1:28.662				DIFFERENCE : 0.231						
LAP	SECTOR 1	SECTOR 2		SECTOR 3		SECTOR 4		LAP TIME	MPH	DIFF	TIME OF DAY	
1 -	OUTLAP	112.4	15.620	151.4	24.320	87.4	20.750	<b>159.0</b>	1:31.998	95.21	3.336	14:43:09.110
2 -	28.594	116.5	15.295	154.9	<b>24.187</b>	90.5	<b>20.586</b>	154.2	<b>1:28.662 (1)</b>	<b>98.80</b>		<b>14:44:37.772</b>
3 -	29.141	114.5	15.412	154.9	24.555	89.3	20.825	157.5	1:29.933	97.40	1.271	14:46:07.705
4 -	<b>28.397</b>	<b>121.7</b>	15.395	153.9	24.381	90.1	20.710	158.6	1:28.883 (2)	98.55	0.221	14:47:36.588
5 -	29.186	110.7	16.581	143.0	26.203	87.4	20.908	156.7	1:32.878	94.31	4.216	14:49:09.466
6 -	28.510	118.7	15.301	154.9	24.523	92.8	20.761	157.1	1:29.095	98.32	0.433	14:50:38.561
7 -	28.698	118.1	<b>15.261</b>	154.6	24.834	83.6	21.237	157.5	1:30.030	97.29	1.368	14:52:08.591
8 -	28.678	118.1	15.300	<b>157.9</b>	24.341	<b>93.3</b>	20.682	158.2	1:29.001 (3)	98.42	0.339	14:53:37.592
9 -	28.561	118.5	15.325	154.6	24.424	90.9	20.746	157.5	1:29.056	98.36	0.394	14:55:06.648

P16 44		Jack NIXON				BMW - FHO Racing with Kobelco						
IDEAL LAP TIME : 1:28.391		BEST LAP TIME : 1:28.887				DIFFERENCE : 0.496						
LAP	SECTOR 1	SECTOR 2		SECTOR 3		SECTOR 4		LAP TIME	MPH	DIFF	TIME OF DAY	
1 -	28.725	111.2	15.475	148.1	24.619	89.5	20.863	157.9	1:29.682	97.67	0.795	14:45:53.137
2 -	28.511	113.9	15.352	151.1	24.543	87.2	20.844	<b>158.6</b>	1:29.250	98.14	0.363	14:47:22.387
3 -	28.647	114.1	15.269	149.1	24.325	90.8	20.785	157.9	1:29.026	98.39	0.139	14:48:51.413
4 -	28.979	119.6	15.435	<b>152.5</b>	24.496	<b>94.2</b>	<b>20.706</b>	157.9	1:29.616	97.74	0.729	14:50:21.029
5 -	28.251	<b>120.2</b>	<b>15.203</b>	151.4	24.466	83.1	21.224	155.7	1:29.144	98.26	0.257	14:51:50.173
6 -	28.384	119.1	15.346	151.8	24.393	90.1	20.822	157.9	1:28.945 (2)	98.48	0.058	14:53:19.118
7 -	28.315	118.3	15.265	150.4	24.488	91.5	20.819	157.1	<b>1:28.887 (1)</b>	<b>98.55</b>		<b>14:54:48.005</b>
8 -	<b>28.215</b>	119.8	15.239	151.8	<b>24.267</b>	92.5	21.234	146.2	1:28.955 (3)	98.47	0.068	14:56:16.960

MCRCB BULLETIN TK060

2022 Bennetts British Superbike Championship - Round 11

2022 Pirelli National Superstock Championship with MotoNovo

FREE PRACTICE 2 - SECTOR ANALYSIS



SECTOR 1 = FL to I1, SECTOR 2 = I1 to I2 SECTOR 3 = I2 to I3, SECTOR 4 = I3 to FL, DIFF = Difference To Personal Best Lap, P = Crossed Finish Line in Pit Lane, D = Time Disallowed

P17 2		TJ TOMS		Kawasaki - Platform Hire Racing							
IDEAL LAP TIME : 1:28.642		BEST LAP TIME : 1:28.907		DIFFERENCE : 0.265							
LAP	SECTOR 1	SECTOR 2	SECTOR 3	SECTOR 4	LAP TIME	MPH	DIFF	TIME OF DAY			
1 -	OUTLAP	103.0	16.376 141.2	26.279 83.3	21.638 155.3	1:38.712	88.74	9.805	14:36:23.494		
2 -	30.385	117.9	15.571 158.2	24.558 <b>93.7</b>	21.174 156.4	1:31.688	95.53	2.781	14:37:55.182		
3 -	28.829	123.3	15.338 160.1	24.677 82.2	21.525 155.7	1:30.369	96.93	1.462	14:39:25.551		
4 -	28.670	124.0	15.381 161.3	24.612 91.4	20.870 157.5	1:29.533	97.83	0.626	14:40:55.084		
5 -	28.806	120.2	15.314 159.4	25.023 87.0	IN PIT	4:48.832	<b>P</b> 30.32	3:19.925	14:45:43.916		
6 -	OUTLAP	114.1	15.811 157.9	24.820 90.0	21.168 157.5	1:37.228	90.09	8.321	14:47:21.144		
7 -	28.482	120.9	15.599 157.1	24.752 85.2	20.968 157.9	1:29.801	97.54	0.894	14:48:50.945		
8 -	28.658	<b>124.2</b>	15.244 160.5	<b>24.295</b> 93.2	20.945 156.7	1:29.142	<b>(3)</b> 98.26	0.235	14:50:20.087		
9 -	28.565	123.3	15.303 154.6	24.871 85.4	21.314 154.9	1:30.053	97.27	1.146	14:51:50.140		
10 -	28.659	120.2	15.255 154.2	24.570 88.8	20.802 <b>159.4</b>	1:29.286	98.10	0.379	14:53:19.426		
<b>11 -</b>	<b>28.425</b>	<b>120.9</b>	<b>15.224</b> <b>151.8</b>	<b>24.402</b> <b>89.7</b>	<b>20.856</b> <b>151.8</b>	<b>1:28.907</b> <b>(1)</b>	<b>98.52</b>		<b>14:54:48.333</b>		
12 -	<b>28.396</b>	<b>124.2</b>	<b>15.181</b> <b>163.2</b>	24.674 <b>93.7</b>	<b>20.770</b> 151.8	1:29.021 <b>(2)</b>	98.40	0.114	14:56:17.354		

P18 19		Joe TALBOT		Kawasaki - Cheshire Mouldings Kawasaki by JR Performance							
IDEAL LAP TIME : 1:28.854		BEST LAP TIME : 1:28.935		DIFFERENCE : 0.081							
LAP	SECTOR 1	SECTOR 2	SECTOR 3	SECTOR 4	LAP TIME	MPH	DIFF	TIME OF DAY			
1 -	OUTLAP	100.0	19.222 128.3	25.683 83.7	21.342 154.2	1:40.187	87.43	11.252	14:42:42.988		
2 -	28.776	113.5	15.647 <b>154.2</b>	24.637 89.2	21.185 154.2	1:30.245	97.06	1.310	14:44:13.233		
3 -	28.655	115.9	15.546 149.7	24.641 86.8	20.990 154.9	1:29.832	97.51	0.897	14:45:43.065		
4 -	28.439	120.6	15.428 151.1	24.737 88.0	20.927 153.9	1:29.531	97.84	0.596	14:47:12.596		
5 -	28.506	120.6	15.319 151.8	25.055 82.6	21.708 154.2	1:30.588	96.69	1.653	14:48:43.184		
6 -	28.519	120.4	15.509 148.7	24.877 89.1	20.895 153.9	1:29.800	97.54	0.865	14:50:12.984		
7 -	28.421	120.9	15.374 150.8	24.830 89.1	20.902 153.9	1:29.527 <b>(3)</b>	97.84	0.592	14:51:42.511		
<b>8 -</b>	<b>28.351</b>	<b>118.3</b>	<b>15.266</b> 153.5	<b>24.514</b> <b>90.4</b>	<b>20.804</b> <b>155.3</b>	<b>1:28.935</b> <b>(1)</b>	<b>98.49</b>		<b>14:53:11.446</b>		
9 -	<b>28.270</b>	<b>121.5</b>	15.352 150.8	24.603 89.5	20.916 154.9	1:29.141 <b>(2)</b>	98.26	0.206	14:54:40.587		
10 -	31.253	93.3	15.924 149.4	24.741 89.7	20.975 152.5	1:32.893	94.30	3.958	14:56:13.480		

P19 77		Brent HARRAN		Honda - Optimum Bikes Racing							
IDEAL LAP TIME : 1:29.058		BEST LAP TIME : 1:29.151		DIFFERENCE : 0.093							
LAP	SECTOR 1	SECTOR 2	SECTOR 3	SECTOR 4	LAP TIME	MPH	DIFF	TIME OF DAY			
1 -	OUTLAP	67.5			IN PIT	3:23.867	<b>P</b> 42.96	1:54.716	14:44:30.598		
2 -	OUTLAP	112.0	16.083 144.9	25.498 86.5	21.211 156.0	1:33.945	93.24	4.794	14:46:04.543		
3 -	28.786	115.1	15.387 154.6	24.541 88.1	20.937 <b>158.2</b>	1:29.651	97.71	0.500	14:47:34.194		
4 -	29.122	114.5	15.567 149.1	24.655 91.8	20.919 157.1	1:30.263	97.04	1.112	14:49:04.457		
5 -	28.891	118.9	15.282 149.7	24.564 <b>93.7</b>	20.923 156.0	1:29.660	97.70	0.509	14:50:34.117		
6 -	28.828	115.3	15.337 <b>156.0</b>	24.533 87.8	20.926 156.0	1:29.624 <b>(3)</b>	97.73	0.473	14:52:03.741		
<b>7 -</b>	<b>28.729</b>	<b>119.1</b>	<b>15.254</b> 153.2	<b>24.510</b> 89.9	<b>20.658</b> 157.5	<b>1:29.151</b> <b>(1)</b>	<b>98.25</b>		<b>14:53:32.892</b>		
8 -	<b>28.636</b>	116.1	15.395 153.2	24.633 90.6	20.669 156.4	1:29.333 <b>(2)</b>	98.05	0.182	14:55:02.225		

P20 99		Ben LUXTON		BMW - Team XG Racing							
IDEAL LAP TIME : 1:29.272		BEST LAP TIME : 1:29.328		DIFFERENCE : 0.056							
LAP	SECTOR 1	SECTOR 2	SECTOR 3	SECTOR 4	LAP TIME	MPH	DIFF	TIME OF DAY			
1 -	OUTLAP	65.0			IN PIT	9:41.770	<b>P</b> 15.05	8:12.442	14:41:02.480		
2 -	OUTLAP	103.2	18.401 129.0	26.392 87.1	21.160 153.2	1:41.467	86.33	12.139	14:42:43.947		
3 -	30.529	106.8	17.672 127.8	26.409 <b>88.7</b>	20.915 154.9	1:35.525	91.70	6.197	14:44:19.472		
4 -	28.725	110.5	15.604 <b>148.7</b>	<b>24.552</b> 87.4	20.804 156.0	1:29.685 <b>(2)</b>	97.67	0.357	14:45:49.157		
5 -	30.464	105.6	15.902 144.6	25.147 85.4	21.365 156.0	1:32.878	94.31	3.550	14:47:22.035		
6 -	29.447	108.9	15.629 140.1	25.224 87.2	21.176 <b>157.5</b>	1:31.476 <b>(3)</b>	95.76	2.148	14:48:53.511		
<b>7 -</b>	<b>28.541</b>	<b>113.9</b>	<b>15.421</b> 147.1	24.608 88.3	<b>20.758</b> 156.0	<b>1:29.328</b> <b>(1)</b>	<b>98.06</b>		<b>14:50:22.839</b>		
8 -	29.554	107.3	16.509 133.6	27.283 88.1	21.049 157.1	1:34.395	92.79	5.067	14:51:57.234		
9 -	28.595	107.8	15.981 131.3	26.912 86.1	21.091 156.4	1:32.579	94.62	3.251	14:53:29.813		
10 -	33.348	106.8	15.742 144.6	24.892 87.3	21.147 150.4	1:35.129	92.08	5.801	14:55:04.942		

# MCRCB BULLETIN TK060

## 2022 Bennetts British Superbike Championship - Round 11

## 2022 Pirelli National Superstock Championship with MotoNovo

### FREE PRACTICE 2 - SECTOR ANALYSIS



SECTOR 1 = FL to I1, SECTOR 2 = I1 to I2, SECTOR 3 = I2 to I3, SECTOR 4 = I3 to FL, DIFF = Difference To Personal Best Lap, P = Crossed Finish Line in Pit Lane, D = Time Disallowed

P21 59		Matt TRUELOVE				Honda - TAG Racing Honda						
IDEAL LAP TIME : 1:29.342		BEST LAP TIME : 1:29.455				DIFFERENCE : 0.113						
LAP	SECTOR 1	SECTOR 2		SECTOR 3		SECTOR 4		LAP TIME	MPH	DIFF	TIME OF DAY	
1 -	OUTLAP	108.9	16.024	143.7	26.608	81.7	21.622	156.7	1:36.721	90.56	7.266	14:42:12.537
2 -	29.221	113.1	15.494	149.1	25.015	84.0	21.307	157.1	1:31.037	96.22	1.582	14:43:43.574
3 -	28.854	119.6	15.282	154.9	24.735	<b>89.3</b>	20.998	157.1	1:29.869 (2)	97.47	0.414	14:45:13.443
4 -	29.046	114.3	15.434	149.1	24.702	89.1	<b>20.811</b>	158.2	1:29.993	97.33	0.538	14:46:43.436
5 -	28.987	110.0	15.413	154.2	24.909	86.9	21.107	<b>158.6</b>	1:30.416	96.88	0.961	14:48:13.852
6 -	<b>28.570</b>	<b>120.9</b>	<b>15.264</b>	<b>155.3</b>	<b>24.697</b>	88.4	20.924	157.5	<b>1:29.455 (1)</b>	<b>97.92</b>		<b>14:49:43.307</b>
7 -	29.297	97.1					IN PIT		2:40.314 P	54.64	1:10.859	14:52:23.621
8 -	OUTLAP	89.7	18.421	127.0	27.743	87.4	21.232	155.7	1:39.599	87.95	10.144	14:54:03.220
9 -	28.821	118.1	15.410	152.8	24.784	87.8	20.958	157.1	1:29.973 (3)	97.36	0.518	14:55:33.193

P22 30		Rob McNEALY				BMW - McNealy Brown						
IDEAL LAP TIME : 1:29.482		BEST LAP TIME : 1:29.545				DIFFERENCE : 0.063						
LAP	SECTOR 1	SECTOR 2		SECTOR 3		SECTOR 4		LAP TIME	MPH	DIFF	TIME OF DAY	
1 -	OUTLAP	85.3	19.279	123.1	28.557	77.5	24.781	135.8	1:49.858	79.73	20.313	14:32:22.682
2 -	33.341	102.2	16.899	136.3	26.739	85.5	22.879	147.4	1:39.858	87.72	10.313	14:34:02.540
3 -	30.485	111.6	16.175	144.3	25.195	82.7	22.360	149.1	1:34.215	92.97	4.670	14:35:36.755
4 -	29.760	107.7	16.040	141.2	25.290	86.1	21.791	150.8	1:32.881	94.31	3.336	14:37:09.636
5 -	29.598	112.4	15.962	144.9	25.346	85.8	IN PIT		7:53.662 P	18.49	6:24.117	14:45:03.298
6 -	OUTLAP	112.0	15.846	147.8	24.594	<b>91.6</b>	21.255	152.8	1:33.151	94.03	3.606	14:46:36.449
7 -	28.603	114.7	15.545	148.1	<b>24.538</b>	90.6	21.128	153.9	1:29.814 (2)	97.53	0.269	14:48:06.263
8 -	28.873	115.9	15.743	143.0	25.009	87.8	21.181	<b>154.2</b>	1:30.806 (3)	96.46	1.261	14:49:37.069
9 -	<b>28.541</b>	<b>116.9</b>	<b>15.421</b>	149.4	24.601	89.9	<b>20.982</b>	152.1	<b>1:29.545 (1)</b>	<b>97.82</b>		<b>14:51:06.614</b>
10 -	29.685	106.8	16.044	<b>150.1</b>	25.450	87.4	IN PIT		3:33.651 P	41.00	2:04.106	14:54:40.265
11 -	OUTLAP	104.3	16.155	144.3	25.234	86.7	21.604	151.8	1:36.531	90.74	6.986	14:56:16.796

P23 31		Sam COX				BMW - Sam Cox Racing with Belcom Cables Ltd						
IDEAL LAP TIME : 1:29.809		BEST LAP TIME : 1:29.894				DIFFERENCE : 0.085						
LAP	SECTOR 1	SECTOR 2		SECTOR 3		SECTOR 4		LAP TIME	MPH	DIFF	TIME OF DAY	
1 -	OUTLAP	43.6					IN PIT		8:29.211 P	17.20	6:59.317	14:38:35.863
2 -	OUTLAP	95.8	16.839	137.5	26.400	80.9	21.650	150.4	1:41.706	86.12	11.812	14:40:17.569
3 -	30.028	108.9	15.960	151.4	25.125	86.0	21.419	152.8	1:32.532	94.66	2.638	14:41:50.101
4 -	29.571	108.4	15.653	<b>156.4</b>	24.886	88.5	21.181	154.9	1:31.291	95.95	1.397	14:43:21.392
5 -	29.104	114.7	15.522	152.8	24.546	87.1	<b>20.903</b>	154.2	1:30.075 (3)	97.25	0.181	14:44:51.467
6 -	29.159	110.7	15.753	143.0	25.510	75.1	22.798	153.9	1:33.220	93.96	3.326	14:46:24.687
7 -	29.246	111.8	15.503	153.9	24.536	89.1	20.916	<b>155.7</b>	1:30.201	97.11	0.307	14:47:54.888
8 -	29.807	113.5	15.508	152.5	24.622	88.8	20.952	153.9	1:30.889	96.37	0.995	14:49:25.777
9 -	29.025	116.1	15.443	154.2	24.877	86.2	21.020	153.5	1:30.365	96.93	0.471	14:50:56.142
10 -	29.145	114.7	15.531	151.4	24.680	87.2	21.073	152.1	1:30.429	96.86	0.535	14:52:26.571
11 -	29.107	110.9	15.472	152.5	<b>24.519</b>	86.3	20.920	153.2	1:30.018 (2)	97.31	0.124	14:53:56.589
12 -	<b>28.971</b>	<b>118.7</b>	<b>15.416</b>	150.4	24.568	<b>90.0</b>	20.939	154.9	<b>1:29.894 (1)</b>	<b>97.44</b>		<b>14:55:26.483</b>

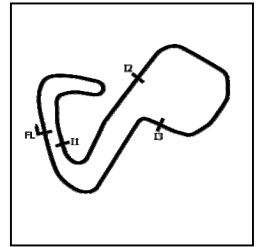
P24 94		Max STANTON				BMW - PHR Performance						
IDEAL LAP TIME : 1:29.794		BEST LAP TIME : 1:29.911				DIFFERENCE : 0.117						
LAP	SECTOR 1	SECTOR 2		SECTOR 3		SECTOR 4		LAP TIME	MPH	DIFF	TIME OF DAY	
1 -	OUTLAP	89.7	18.449	118.7	28.103	72.0	22.616	146.8	1:45.870	82.74	15.959	14:34:32.097
2 -	31.765	103.8	16.493	147.8	26.007	79.6	21.817	153.2	1:36.082	91.17	6.171	14:36:08.179
3 -	29.862	115.3	15.868	144.3	25.797	81.3	21.592	153.2	1:33.119	94.07	3.208	14:37:41.298
4 -	29.299	115.5	15.662	<b>148.7</b>	25.621	83.8	21.142	153.9	1:31.724	95.50	1.813	14:39:13.022
5 -	29.207	115.5	15.690	148.1	25.143	<b>89.2</b>	21.237	152.1	1:31.277	95.96	1.366	14:40:44.299
6 -	29.418	111.8	15.713	145.8	24.952	87.9	20.995	153.5	1:31.078 (3)	96.17	1.167	14:42:15.377
7 -	28.840	115.5	<b>15.360</b>	<b>148.7</b>	<b>24.758</b>	86.1	<b>20.953</b>	<b>157.9</b>	<b>1:29.911 (1)</b>	<b>97.42</b>		<b>14:43:45.288</b>
8 -	<b>28.723</b>	114.3	15.581	148.4	25.475	84.6	21.162	156.0	1:30.941 (2)	96.32	1.030	14:45:16.229
9 -	29.096	<b>119.4</b>	15.454	146.5	25.094	85.3	21.647	152.5	1:31.291	95.95	1.380	14:46:47.520

# MCRCB BULLETIN TK060

## 2022 Bennetts British Superbike Championship - Round 11

## 2022 Pirelli National Superstock Championship with MotoNovo

### FREE PRACTICE 2 - SECTOR ANALYSIS



SECTOR 1 = FL to I1, SECTOR 2 = I1 to I2 SECTOR 3 = I2 to I3, SECTOR 4 = I3 to FL, DIFF = Difference To Personal Best Lap, P = Crossed Finish Line in Pit Lane, D = Time Disallowed

P25 61		David SELLERS					Suzuki - True Heroes Racing					
IDEAL LAP TIME : 1:29.721		BEST LAP TIME : 1:30.055					DIFFERENCE : 0.334					
LAP	SECTOR 1	SECTOR 2		SECTOR 3		SECTOR 4		LAP TIME	MPH	DIFF	TIME OF DAY	
1 -	OUTLAP	69.0				IN PIT		6:27.659	P	22.59	4:57.604	14:36:52.608
2 -	OUTLAP	98.9	16.615	136.1	26.320	79.4	21.750	148.1	1:41.262	86.50	11.207	14:38:33.870
3 -	29.407	112.7	15.917	144.3	25.222	86.0	21.041	149.4	1:31.587	95.64	1.532	14:40:05.457
4 -	29.142	113.3	15.920	147.4	24.797	87.0	20.955	150.1	1:30.814	96.45	0.759	14:41:36.271
5 -	29.111	112.0	15.822	146.5	24.665	87.4	20.901	149.4	1:30.499	96.79	0.444	14:43:06.770
6 -	28.923	112.9	15.743	147.1	24.940	83.1	21.074	149.7	1:30.680	96.60	0.625	14:44:37.450
7 -	29.465	108.9	15.981	145.8	24.841	85.9	21.075	147.4	1:31.362	95.88	1.307	14:46:08.812
8 -	29.137	111.2	15.822	145.5	24.907	88.7	21.116	151.1	1:30.982	96.28	0.927	14:47:39.794
9 -	28.892	112.4	15.758	145.8	24.875	87.3	21.067	149.4	1:30.592	96.69	0.537	14:49:10.386
10 -	28.930	113.5	15.634	151.1	24.472	89.4	21.019	150.1	1:30.055 (1)	97.27		14:50:40.441
11 -	29.063	109.4	15.725	149.1	24.545	86.8	21.099	149.4	1:30.432 (3)	96.86	0.377	14:52:10.873
12 -	29.009	110.7	16.003	145.2	24.894	86.8	21.239	149.4	1:31.145	96.10	1.090	14:53:42.018
13 -	28.714	114.1	15.739	146.8	24.646	88.5	21.136	149.1	1:30.235 (2)	97.07	0.180	14:55:12.253

P26 66		Sam OSBORNE					Suzuki - MSG Racing Suzuki & Dyno						
IDEAL LAP TIME : 1:30.485		BEST LAP TIME : 1:30.851					DIFFERENCE : 0.366						
LAP	SECTOR 1	SECTOR 2		SECTOR 3		SECTOR 4		LAP TIME	MPH	DIFF	TIME OF DAY		
1 -	29.675	110.1	15.912	145.2	24.814	90.6	21.504	149.1	1:31.905	95.31	1.054	14:42:37.547	
2 -	29.051	110.7	16.020	145.5	24.669	87.6	21.157	150.1	1:30.897 (2)	96.37	0.046	14:44:08.444	
3 -	29.189	112.5	15.768	144.6	24.924	86.3	21.112	148.7	1:30.993 (3)	96.26	0.142	14:45:39.437	
4 -	29.146	110.5	15.774	145.5	24.694	90.3	21.237	150.1	1:30.851 (1)	96.41		14:47:10.288	
5 -	29.107	110.3	15.881	144.6	25.816	81.8	IN PIT		3:50.410	P	38.01	2:19.559	14:51:00.698
6 -	OUTLAP	110.5	16.174	144.3	25.624	84.6	21.494	149.1	1:38.727	88.72	7.876	14:52:39.425	
7 -	28.936	114.5	16.016	143.7	24.932	89.0	21.192	150.1	1:31.076	96.18	0.225	14:54:10.501	
8 -	29.070	112.5	15.791	145.2	25.850	72.1	22.817	125.9	1:33.528	93.66	2.677	14:55:44.029	

P27 22		Dave MACKAY					Suzuki - True Heroes Racing					
IDEAL LAP TIME : 1:30.738		BEST LAP TIME : 1:30.953					DIFFERENCE : 0.215					
LAP	SECTOR 1	SECTOR 2		SECTOR 3		SECTOR 4		LAP TIME	MPH	DIFF	TIME OF DAY	
1 -	OUTLAP	56.1				IN PIT		6:10.659	P	23.63	4:39.706	14:36:16.524
2 -	OUTLAP	94.5	17.886	133.6	27.717	80.8	22.884	146.2	1:48.246	80.92	17.293	14:38:04.770
3 -	30.932	106.6	16.301	140.6	25.554	87.0	21.534	151.1	1:34.321	92.87	3.368	14:39:39.091
4 -	29.619	109.4	16.313	140.9	25.201	90.1	21.411	151.1	1:32.544	94.65	1.591	14:41:11.635
5 -	29.647	110.7	16.008	139.2	25.194	90.3	21.335	151.4	1:32.184	95.02	1.231	14:42:43.819
6 -	29.216	108.9	15.876	149.4	24.648	89.3	21.213	153.2	1:30.953 (1)	96.31		14:44:14.772
7 -	29.389	106.5	16.032	151.8	25.049	90.3	21.455	148.1	1:31.925 (3)	95.29	0.972	14:45:46.697
8 -	29.786	110.3	15.743	144.6	25.010	89.3	21.667	152.8	1:32.206	95.00	1.253	14:47:18.903
9 -	29.677	113.7	15.894	147.8	25.252	89.8	21.585	150.8	1:32.408	94.79	1.455	14:48:51.311
10 -		110.0	15.936	145.5	25.052	88.0	21.450	151.1	2:44.378	53.29	1:13.425	14:51:35.689
11 -	29.380	117.3	16.030	148.1	25.065	90.5	21.691	151.8	1:32.166	95.04	1.213	14:53:07.855
12 -	29.455	113.9	16.531	143.7	24.975	92.4	21.402	151.4	1:32.363	94.84	1.410	14:54:40.218
13 -	29.134	115.7	15.753	147.8	24.939	91.6	21.268	151.8	1:31.094 (2)	96.16	0.141	14:56:11.312

P28 73		David BROOK					Honda - Guildford Audio by Brook Motorsport						
IDEAL LAP TIME : 1:30.782		BEST LAP TIME : 1:31.023					DIFFERENCE : 0.241						
LAP	SECTOR 1	SECTOR 2		SECTOR 3		SECTOR 4		LAP TIME	MPH	DIFF	TIME OF DAY		
1 -	OUTLAP	76.3				IN PIT		9:25.822	P	15.48	7:54.799	14:39:59.891	
2 -	OUTLAP	109.8	16.057	137.5	25.878	90.1	21.545	149.4	1:36.046	91.20	5.023	14:41:35.937	
3 -	30.006	106.3	16.116	140.9	25.209	89.8	21.253	153.2	1:32.584	94.61	1.561	14:43:08.521	
4 -	29.273	109.8	15.561	150.8	24.902	85.4	21.287	149.4	1:31.023 (1)	96.23		14:44:39.544	
5 -	29.265	111.2	15.950	145.8	24.864	97.1	21.688	152.1	1:31.767 (3)	95.45	0.744	14:46:11.311	
6 -	29.244	112.4	15.704	145.5	25.136	93.9	21.417	150.8	1:31.501 (2)	95.73	0.478	14:47:42.812	
7 -	29.650	114.7	15.961	142.4	25.356	91.3	21.494	151.1	1:32.461	94.74	1.438	14:49:15.273	
8 -	29.383	109.1	15.830	139.8	25.675	89.1	IN PIT		3:08.841	P	46.38	1:37.818	14:52:24.114
9 -	OUTLAP	110.7	16.130	136.9	25.427	92.4	21.224	151.8	1:35.012	92.19	3.989	14:53:59.126	
10 -	31.457	113.7	15.578	147.8	24.988	93.3	21.113	150.8	1:33.136	94.05	2.113	14:55:32.262	

# MCRCB BULLETIN TK060

## 2022 Bennetts British Superbike Championship - Round 11

## 2022 Pirelli National Superstock Championship with MotoNovo

### FREE PRACTICE 2 - SECTOR ANALYSIS



SECTOR 1 = FL to I1, SECTOR 2 = I1 to I2 SECTOR 3 = I2 to I3, SECTOR 4 = I3 to FL, DIFF = Difference To Personal Best Lap, P = Crossed Finish Line in Pit Lane, D = Time Disallowed

P29 25		Jorel BOERBOOM				Kawasaki - G&S Bict Groep Racing						
IDEAL LAP TIME : 1:31.191		BEST LAP TIME : 1:31.253				DIFFERENCE : 0.062						
LAP	SECTOR 1	SECTOR 2		SECTOR 3		SECTOR 4		LAP TIME	MPH	DIFF	TIME OF DAY	
1 -	OUTLAP	70.4	20.786	109.2	29.631	76.6	25.011	125.4	1:52.751	77.69	21.498	14:32:09.738
2 -	39.933	80.7	18.898	128.3	27.713	79.4	23.456	144.9	1:50.000	79.63	18.747	14:33:59.738
3 -	31.879	105.3	16.489	142.7	26.125	80.9	22.638	149.1	1:37.131	90.18	5.878	14:35:36.869
4 -	30.051	109.2	15.996	141.2	25.621	86.9	21.601	150.4	1:33.269	93.92	2.016	14:37:10.138
5 -	29.479	107.2	15.917	141.8	25.479	85.9	21.619	150.8	1:32.494	94.70	1.241	14:38:42.632
6 -	29.842	110.9	15.998	144.3	25.519	86.3	21.679	151.4	1:33.038	94.15	1.785	14:40:15.670
7 -	29.375	114.1	15.929	143.7	25.435	87.4	21.509	153.2	1:32.248	94.95	0.995	14:41:47.918
8 -	29.345	113.1	15.829	<b>151.1</b>	25.206	87.1	21.432	152.8	1:31.812	95.41	0.559	14:43:19.730
9 -	29.212	113.3	15.714	148.4	25.060	89.8	21.531	152.8	1:31.517	95.71	0.264	14:44:51.247
10 -	29.217	114.9	15.833	147.8	25.068	89.5	21.364	<b>153.9</b>	1:31.482 (3)	95.75	0.229	14:46:22.729
11 -	29.187	115.1	15.907	149.1	25.353	88.3	21.589	152.8	1:32.036	95.17	0.783	14:47:54.765
12 -	30.276	113.1	15.709	143.0	25.299	84.8	IN PIT		2:42.905 P	53.77	1:11.652	14:50:37.670
13 -	OUTLAP	108.0	15.989	144.6	25.339	89.2	21.593	152.5	1:37.179	90.14	5.926	14:52:14.849
14 -	<b>29.127</b>	113.3	15.714	147.4	<b>25.047</b>	<b>90.0</b>	21.365	152.1	<b>1:31.253 (1)</b>	<b>95.99</b>		<b>14:53:46.102</b>
15 -	29.154	<b>116.9</b>	<b>15.664</b>	146.2	25.113	88.8	<b>21.353</b>	<b>153.9</b>	1:31.284 (2)	95.96	0.031	14:55:17.386

P30 39		Max MORGAN				Kawasaki - MSS Performance						
IDEAL LAP TIME : 1:31.071		BEST LAP TIME : 1:31.254				DIFFERENCE : 0.183						
LAP	SECTOR 1	SECTOR 2		SECTOR 3		SECTOR 4		LAP TIME	MPH	DIFF	TIME OF DAY	
1 -	30.263	109.1	15.925	154.9	25.152	88.6	21.481	150.1	1:32.821	94.37	1.567	14:42:38.428
2 -	30.038	110.7	15.894	154.2	25.140	89.0	21.550	151.1	1:32.622	94.57	1.368	14:44:11.050
3 -	29.379	111.4	15.940	<b>155.3</b>	25.292	88.6	21.438	148.4	1:32.049	95.16	0.795	14:45:43.099
4 -	<b>29.055</b>	114.7	<b>15.753</b>	154.6	25.114	88.7	<b>21.332</b>	<b>152.8</b>	<b>1:31.254 (1)</b>	<b>95.99</b>		<b>14:47:14.353</b>
5 -	29.447	<b>115.1</b>	15.933	150.4	25.337	87.4	21.537	151.1	1:32.254	94.95	1.000	14:48:46.607
6 -	29.351	112.0	15.774	153.5	25.223	86.5	21.403	152.5	1:31.751 (3)	95.47	0.497	14:50:18.358
7 -	29.340	112.0	15.835	153.5	25.131	87.0	21.534	146.5	1:31.840	95.38	0.586	14:51:50.198
8 -	29.356	<b>115.1</b>	15.764	154.2	25.013	90.3	21.657	149.7	1:31.790	95.43	0.536	14:53:21.988
9 -	29.591	111.8	16.117	143.7	26.510	85.1	22.135	147.8	1:34.353	92.84	3.099	14:54:56.341
10 -	29.183	112.4	15.833	154.6	<b>24.931</b>	<b>90.5</b>	21.358	150.4	1:31.305 (2)	95.94	0.051	14:56:27.646

P31 26		Joe MOORE				Suzuki - Clearline Racing						
IDEAL LAP TIME : 1:31.252		BEST LAP TIME : 1:31.568				DIFFERENCE : 0.316						
LAP	SECTOR 1	SECTOR 2		SECTOR 3		SECTOR 4		LAP TIME	MPH	DIFF	TIME OF DAY	
1 -	OUTLAP	73.9					IN PIT		9:06.099 P	16.04	7:34.531	14:39:31.832
2 -	OUTLAP	109.6	16.386	144.6	25.814	85.1	21.826	151.8	1:37.002	90.30	5.434	14:41:08.834
3 -	30.000	109.4	16.201	145.8	25.482	86.3	21.601	150.4	1:33.284	93.90	1.716	14:42:42.118
4 -	29.758	109.1	15.885	148.1	25.131	84.7	21.424	<b>153.5</b>	1:32.198	95.01	0.630	14:44:14.316
5 -	29.435	111.1	15.943	147.8	25.134	85.7	21.604	151.8	1:32.116	95.09	0.548	14:45:46.432
6 -	<b>29.190</b>	108.0	15.901	150.8	25.286	84.9	21.549	151.8	1:31.926 (3)	95.29	0.358	14:47:18.358
7 -	29.524	112.9	16.106	150.4	25.479	85.7	21.533	148.7	1:32.642	94.55	1.074	14:48:51.000
8 -	29.292	<b>116.9</b>	<b>15.778</b>	147.4	<b>25.024</b>	87.4	21.474	151.8	<b>1:31.568 (1)</b>	<b>95.66</b>		<b>14:50:22.568</b>
9 -	29.417	108.9	16.043	147.1	25.639	84.9	21.539	150.4	1:32.638	94.55	1.070	14:51:55.206
10 -	29.214	114.3	15.958	147.8	25.440	87.0	<b>21.260</b>	152.5	1:31.872 (2)	95.34	0.304	14:53:27.078
11 -	29.701	113.9	15.794	<b>153.5</b>	25.411	<b>90.8</b>	21.592	149.4	1:32.498	94.70	0.930	14:54:59.576
12 -	29.279	116.7	15.834	149.7	25.350	83.4	21.536	151.8	1:31.999	95.21	0.431	14:56:31.575



# MCRCB BULLETIN TK060

## 2022 Bennetts British Superbike Championship - Round 11

## 2022 Pirelli National Superstock Championship with MotoNovo

### FREE PRACTICE 2 - SECTOR ANALYSIS



SECTOR 1 = FL to I1, SECTOR 2 = I1 to I2 SECTOR 3 = I2 to I3, SECTOR 4 = I3 to FL, DIFF = Difference To Personal Best Lap, P = Crossed Finish Line in Pit Lane, D = Time Disallowed

P32 76		Luke VERWEY				BMW - WSE Racing						
IDEAL LAP TIME : 1:31.484		BEST LAP TIME : 1:31.913				DIFFERENCE : 0.429						
LAP	SECTOR 1	SECTOR 2		SECTOR 3		SECTOR 4		LAP TIME	MPH	DIFF	TIME OF DAY	
1 -	OUTLAP	94.5	17.099	132.8	28.113	79.2	22.341	146.2	1:42.011	85.87	10.098	14:37:11.254
2 -	31.699	103.2	16.786	135.0	26.160	84.3	21.841	149.1	1:36.486	90.78	4.573	14:38:47.740
3 -	30.041	107.2	16.292	141.2	25.568	84.3	21.836	151.4	1:33.737	93.45	1.824	14:40:21.477
4 -	29.775	109.1	15.887	145.5	25.451	86.2	21.587	<b>152.5</b>	1:32.700	94.49	0.787	14:41:54.177
5 -	29.708	<b>112.4</b>	15.801	147.8	<b>25.038</b>	86.4	<b>21.366</b>	<b>152.5</b>	<b>1:31.913 (1)</b>	<b>95.30</b>		<b>14:43:26.090</b>
6 -	<b>29.324</b>	110.7	16.011	137.7	25.123	86.2	21.503	148.7	1:31.961 (2)	95.25	0.048	14:44:58.051
7 -	29.618	111.2	15.807	146.2	25.464	87.6	21.487	150.8	1:32.376	94.82	0.463	14:46:30.427
8 -	29.557	108.5	<b>15.756</b>	<b>150.8</b>	25.322	84.0	21.523	<b>152.5</b>	1:32.158 (3)	95.05	0.245	14:48:02.585
9 -	30.560	96.5	16.487	132.1	26.341	78.6	IN PIT		2:18.220 P	63.37	46.307	14:50:20.805
10 -	OUTLAP	103.8	16.033	143.0	25.627	83.0	21.714	151.1	1:38.378	89.04	6.465	14:51:59.183
11 -	29.913	105.1	15.863	148.1	25.388	86.2	21.807	<b>152.5</b>	1:32.971	94.22	1.058	14:53:32.154
12 -	29.347	110.5	15.905	144.0	25.388	<b>87.7</b>	21.630	147.4	1:32.270	94.93	0.357	14:55:04.424

P33 33		Connor Rossi THOMSON				Yamaha - Thompson Haulage / Sound Advice						
IDEAL LAP TIME : 1:33.622		BEST LAP TIME : 1:33.917				DIFFERENCE : 0.295						
LAP	SECTOR 1	SECTOR 2		SECTOR 3		SECTOR 4		LAP TIME	MPH	DIFF	TIME OF DAY	
1 -	OUTLAP	59.9					IN PIT		3:57.870 P	36.82	2:23.953	14:34:16.008
2 -	OUTLAP	80.3	19.505	124.0	29.829	76.5	24.929	138.0	1:53.031	77.49	19.114	14:36:09.039
3 -	32.993	99.1	17.345	131.3	27.117	81.2	22.988	143.7	1:40.443	87.21	6.526	14:37:49.482
4 -	31.250	102.6	16.783	138.3	26.411	80.5	22.254	144.9	1:36.698	90.58	2.781	14:39:26.180
5 -	30.841	106.6	16.564	140.1	26.093	86.2	22.421	144.6	1:35.919	91.32	2.002	14:41:02.099
6 -	30.840	105.5	16.699	138.9	25.865	87.2	22.241	140.9	1:35.645	91.58	1.728	14:42:37.744
7 -	31.006	103.2	16.644	<b>146.2</b>	25.974	86.8	22.103	145.5	1:35.727	91.50	1.810	14:44:13.471
8 -	30.362	107.3	<b>16.424</b>	144.3	25.904	86.2	21.949	147.4	1:34.639	92.56	0.722	14:45:48.110
9 -	30.930	105.8	16.511	143.7	25.675	87.0	22.033	<b>147.8</b>	1:35.149	92.06	1.232	14:47:23.259
10 -	31.660	103.4	16.731	143.0	26.100	89.4	22.047	146.8	1:36.538	90.73	2.621	14:48:59.797
11 -	30.653	<b>108.0</b>	16.925	141.8	25.820	<b>90.0</b>	21.884	147.1	1:35.282	91.93	1.365	14:50:35.079
12 -	<b>29.945</b>	<b>108.0</b>	16.430	145.5	25.758	<b>90.0</b>	22.000	<b>147.8</b>	1:34.133 (3)	93.05	0.216	14:52:09.212
13 -	29.973	107.0	16.601	145.8	25.703	89.0	<b>21.759</b>	145.5	1:34.036 (2)	93.15	0.119	14:53:43.248
14 -	30.042	106.0	16.555	142.7	<b>25.494</b>	86.3	21.826	146.5	<b>1:33.917 (1)</b>	<b>93.27</b>		<b>14:55:17.165</b>

P34 57		Levi DAY				Suzuki - Powerslide Motorcycles Racing						
IDEAL LAP TIME : 1:33.059		BEST LAP TIME : 1:39.844				DIFFERENCE : 6.785						
LAP	SECTOR 1	SECTOR 2		SECTOR 3		SECTOR 4		LAP TIME	MPH	DIFF	TIME OF DAY	
1 -	OUTLAP	65.9	23.373	97.9	33.175	63.7	28.424	114.3	2:11.835	66.44	31.991	14:33:15.517
2 -	39.530	77.6	20.713	108.7	30.670	69.9	24.581	140.3	1:55.494 (2)	75.84	15.650	14:35:11.011
3 -	33.506	100.0	16.803	140.3	27.080	77.2	22.455	151.4	<b>1:39.844 (1)</b>	<b>87.73</b>		<b>14:36:50.855</b>
4 -	<b>30.585</b>	<b>107.7</b>	<b>15.882</b>	<b>150.4</b>	<b>25.253</b>	<b>84.9</b>	IN PIT		5:20.851 P	27.30	3:41.007	14:42:11.706
5 -	OUTLAP	105.0	16.106	148.4	25.502	84.8	<b>21.339</b>	<b>155.7</b>	1:39.161	88.33		14:43:50.867

# MCRCB BULLETIN TK061

## 2022 Bennetts British Superbike Championship - Round 11

## 2022 Pirelli National Superstock Championship with MotoNovo

### FREE PRACTICE 2 - BEST SECTORS

SECTOR 1				SECTOR 2				SECTOR 3				SECTOR 4				IDEAL / BEST COMPARISON		
POS	NO	NAME	TIME	NO	NAME	TIME	NO	NAME	TIME	NO	NAME	TIME	POS	NO	NAME	IDEAL	BEST	DIFF
																<b>PERFECT LAP</b>	<b>1:26.733</b>	
1	75	OLSEN	27.850	75	OLSEN	14.927	40	FRANCIS	23.667	75	OLSEN	20.289	1	75	OLSEN	1:26.840	1:26.840	0.000
2	4	LINFOOT	27.850	4	LINFOOT	15.004	75	OLSEN	23.774	18	WINFIEL	20.418	2	4	LINFOOT	1:27.140	1:27.266	0.126
3	21	WARD	27.888	51	ELLIOTT	15.014	3	McCONNIE	23.824	4	LINFOOT	20.447	3	5	KERR	1:27.269	1:27.589	0.320
4	5	KERR	27.892	5	KERR	15.023	4	LINFOOT	23.839	5	KERR	20.457	4	21	WARD	1:27.421	1:27.566	0.145
5	55	BEECH	27.932	21	WARD	15.062	55	BEECH	23.896	3	McCONNIE	20.480	5	3	McCONNELL	1:27.446	1:27.629	0.183
6	27	ESTMENT	27.962	18	WINFIEL	15.093	5	KERR	23.897	55	BEECH	20.496	6	55	BEECH	1:27.493	1:27.684	0.191
7	3	McCONNIE	27.964	27	ESTMENT	15.149	14	NEAVE	23.906	21	WARD	20.504	7	40	FRANCIS	1:27.526	1:27.656	0.130
8	40	FRANCIS	28.009	23	HEDGER	15.159	21	WARD	23.967	51	ELLIOTT	20.526	8	14	NEAVE	1:27.728	1:27.766	0.038
9	14	NEAVE	28.078	55	BEECH	15.169	27	ESTMENT	24.024	14	NEAVE	20.562	9	51	ELLIOTT	1:27.809	1:27.991	0.182
10	51	ELLIOTT	28.201	3	McCONNIE	15.178	51	ELLIOTT	24.068	20	OLIVER	20.586	10	27	ESTMENT	1:27.928	1:28.409	0.481
11	44	NIXON	28.215	2	TOMS	15.181	23	HEDGER	24.085	40	FRANCIS	20.621	11	18	WINFIELD	1:28.186	1:28.425	0.239
12	19	TALBOT	28.270	14	NEAVE	15.182	20	OLIVER	24.187	23	HEDGER	20.625	12	23	HEDGER	1:28.191	1:28.314	0.123
13	37	HILLIER	28.318	44	NIXON	15.203	18	WINFIEL	24.194	77	HARRAN	20.658	13	44	NIXON	1:28.391	1:28.887	0.496
14	23	HEDGER	28.322	40	FRANCIS	15.229	96	PAASCH	24.206	37	HILLIER	20.697	14	20	OLIVER	1:28.431	1:28.662	0.231
15	96	PAASCH	28.395	96	PAASCH	15.233	37	HILLIER	24.221	44	NIXON	20.706	15	37	HILLIER	1:28.607	1:28.655	0.048
16	2	TOMS	28.396	77	HARRAN	15.254	44	NIXON	24.267	99	LUXTON	20.758	16	96	PAASCH	1:28.611	1:28.615	0.004
17	20	OLIVER	28.397	20	OLIVER	15.261	2	TOMS	24.295	2	TOMS	20.770	17	2	TOMS	1:28.642	1:28.907	0.265
18	18	WINFIEL	28.481	59	TRUELOV	15.264	61	SELLERS	24.472	96	PAASCH	20.777	18	19	TALBOT	1:28.854	1:28.935	0.081
19	99	LUXTON	28.541	19	TALBOT	15.266	77	HARRAN	24.510	27	ESTMENT	20.793	19	77	HARRAN	1:29.058	1:29.151	0.093
20	30	McNEALY	28.541	94	STAINTO	15.360	19	TALBOT	24.514	19	TALBOT	20.804	20	99	LUXTON	1:29.272	1:29.328	0.056
21	59	TRUELOV	28.570	37	HILLIER	15.371	31	COX	24.519	59	TRUELOV	20.811	21	59	TRUELOVE	1:29.342	1:29.455	0.113
22	77	HARRAN	28.636	31	COX	15.416	30	McNEALY	24.538	61	SELLERS	20.901	22	30	McNEALY	1:29.482	1:29.545	0.063
23	61	SELLERS	28.714	99	LUXTON	15.421	99	LUXTON	24.552	31	COX	20.903	23	61	SELLERS	1:29.721	1:30.055	0.334
24	94	STAINTO	28.723	30	McNEALY	15.421	22	MACKAY	24.648	94	STAINTO	20.953	24	94	STAINTON	1:29.794	1:29.911	0.117
25	66	OSBORNE	28.936	73	BROOK	15.561	66	OSBORNE	24.669	30	McNEALY	20.982	25	31	COX	1:29.809	1:29.894	0.085
26	31	COX	28.971	61	SELLERS	15.634	59	TRUELOV	24.697	66	OSBORNE	21.112	26	66	OSBORNE	1:30.485	1:30.851	0.366
27	39	MORGAN	29.055	25	BOERBOO	15.664	94	STAINTO	24.758	73	BROOK	21.113	27	22	MACKAY	1:30.738	1:30.953	0.215
28	25	BOERBOO	29.127	22	MACKAY	15.743	73	BROOK	24.864	22	MACKAY	21.213	28	73	BROOK	1:30.782	1:31.023	0.241
29	22	MACKAY	29.134	39	MORGAN	15.753	39	MORGAN	24.931	26	MOORE	21.260	29	39	MORGAN	1:31.071	1:31.254	0.183
30	26	MOORE	29.190	76	VERWEY	15.756	26	MOORE	25.024	39	MORGAN	21.332	30	25	BOERBOOM	1:31.191	1:31.253	0.062
31	73	BROOK	29.244	66	OSBORNE	15.768	76	VERWEY	25.038	57	DAY	21.339	31	26	MOORE	1:31.252	1:31.568	0.316
32	76	VERWEY	29.324	26	MOORE	15.778	25	BOERBOO	25.047	25	BOERBOO	21.353	32	76	VERWEY	1:31.484	1:31.913	0.429
33	33	THOMSON	29.945	57	DAY	15.882	57	DAY	25.253	76	VERWEY	21.366	33	57	DAY	1:33.059	1:39.844	6.785
34	57	DAY	30.585	33	THOMSON	16.424	33	THOMSON	25.494	33	THOMSON	21.759	34	33	THOMSON	1:33.622	1:33.917	0.295

**MCRCB BULLETIN TK062****2022 Bennetts British Superbike Championship - Round 11****2022 Pirelli National Superstock Championship with MotoNovo****FREE PRACTICE 2 - BEST SPEEDS**

POS	INTERMEDIATE 1			INTERMEDIATE 2			INTERMEDIATE 3			FINISH LINE		
	NO	NAME	MPH	NO	NAME	MPH	NO	NAME	MPH	NO	NAME	MPH
1	21	WARD	126.8	5	KERR	164.8	51	ELLIOTT	98.8	75	OLSEN	159.7
2	23	HEDGER	126.3	23	HEDGER	163.6	73	BROOK	97.1	4	LINFOOT	159.7
3	40	FRANCIS	124.7	2	TOMS	163.2	40	FRANCIS	96.9	5	KERR	159.7
4	75	OLSEN	124.5	4	LINFOOT	162.0	3	McCONNELL	96.6	51	ELLIOTT	159.7
5	4	LINFOOT	124.5	55	BEECH	162.0	37	HILLIER	96.1	23	HEDGER	159.4
6	2	TOMS	124.2	14	NEAVE	161.3	27	ESTMENT	95.7	18	WINFIELD	159.4
7	51	ELLIOTT	122.9	3	McCONNELL	160.9	55	BEECH	95.4	2	TOMS	159.4
8	55	BEECH	122.4	40	FRANCIS	160.1	75	OLSEN	95.3	55	BEECH	159.0
9	5	KERR	122.2	21	WARD	159.7	23	HEDGER	95.0	20	OLIVER	159.0
10	14	NEAVE	122.2	75	OLSEN	159.0	44	NIXON	94.2	3	McCONNELL	158.6
11	27	ESTMENT	121.7	37	HILLIER	159.0	14	NEAVE	93.8	37	HILLIER	158.6
12	20	OLIVER	121.7	51	ELLIOTT	157.9	2	TOMS	93.7	44	NIXON	158.6
13	37	HILLIER	121.5	20	OLIVER	157.9	77	HARRAN	93.7	59	TRUELOVE	158.6
14	19	TALBOT	121.5	27	ESTMENT	157.5	20	OLIVER	93.3	21	WARD	158.2
15	3	McCONNELL	121.3	31	COX	156.4	96	PAASCH	93.0	77	HARRAN	158.2
16	59	TRUELOVE	120.9	77	HARRAN	156.0	4	LINFOOT	92.9	94	STAINTON	157.9
17	44	NIXON	120.2	59	TRUELOVE	155.3	22	MACKAY	92.4	14	NEAVE	157.5
18	18	WINFIELD	120.0	39	MORGAN	155.3	21	WARD	92.3	99	LUXTON	157.5
19	94	STAINTON	119.4	96	PAASCH	154.9	5	KERR	91.9	96	PAASCH	156.4
20	77	HARRAN	119.1	19	TALBOT	154.2	30	McNEALY	91.6	27	ESTMENT	155.7
21	31	COX	118.7	26	MOORE	153.5	18	WINFIELD	91.4	31	COX	155.7
22	22	MACKAY	117.3	44	NIXON	152.5	26	MOORE	90.8	57	DAY	155.7
23	30	McNEALY	116.9	18	WINFIELD	151.8	66	OSBORNE	90.6	19	TALBOT	155.3
24	25	BOERBOOM	116.9	22	MACKAY	151.8	39	MORGAN	90.5	40	FRANCIS	154.2
25	26	MOORE	116.9	61	SELLERS	151.1	19	TALBOT	90.4	30	McNEALY	154.2
26	96	PAASCH	116.7	25	BOERBOOM	151.1	31	COX	90.0	25	BOERBOOM	153.9
27	39	MORGAN	115.1	73	BROOK	150.8	25	BOERBOOM	90.0	26	MOORE	153.5
28	73	BROOK	114.7	76	VERWEY	150.8	33	THOMSON	90.0	22	MACKAY	153.2
29	66	OSBORNE	114.5	57	DAY	150.4	61	SELLERS	89.4	73	BROOK	153.2
30	61	SELLERS	114.1	30	McNEALY	150.1	59	TRUELOVE	89.3	39	MORGAN	152.8
31	99	LUXTON	113.9	99	LUXTON	148.7	94	STAINTON	89.2	76	VERWEY	152.5
32	76	VERWEY	112.4	94	STAINTON	148.7	99	LUXTON	88.7	61	SELLERS	151.1
33	33	THOMSON	108.0	33	THOMSON	146.2	76	VERWEY	87.7	66	OSBORNE	150.4
34	57	DAY	107.7	66	OSBORNE	145.5	57	DAY	84.9	33	THOMSON	147.8

# MCRCB BULLETIN TK063

## 2022 Bennetts British Superbike Championship - Round 11

## 2022 Pirelli National Superstock Championship with MotoNovo

### FREE PRACTICE 2 - STATISTICS

Competitors Started	34
Planned Start	2022-10-14 @ 14:30:00.000
Actual Start	2022-10-14 @ 14:30:02.048
Finish Time	2022-10-14 @ 14:55:02.048
Track Length	2.4332mi.
Total Laps	343
Total Distance Covered	834.6183mi.

### Session Fastest Lap History

NO	NAME	LAP TIME	TIME OF DAY	LAP	VEHICLE
25	Jorel BOERBOOM	1:50.000	14:33:59.738	2	Kawasaki
30	Rob McNEALY	1:39.858	14:34:02.540	2	BMW
30	Rob McNEALY	1:34.215	14:35:36.755	3	BMW
30	Rob McNEALY	1:32.881	14:37:09.636	4	BMW
23	Luke HEDGER	1:31.393	14:37:45.616	2	Kawasaki
23	Luke HEDGER	1:29.086	14:39:14.702	3	Kawasaki
23	Luke HEDGER	1:28.812	14:40:43.514	4	Kawasaki
3	Billy McCONNELL	1:28.457	14:41:12.990	2	Honda
40	Joe FRANCIS	1:28.087	14:43:27.822	2	Kawasaki
5	Richard KERR	1:27.988	14:44:18.300	2	Honda
21	Tom WARD	1:27.815	14:44:36.381	1	Aprilia
4	Dan LINFOOT	1:27.494	14:45:26.702	3	Honda
4	Dan LINFOOT	1:27.368	14:48:24.059	5	Honda
75	Alex OLSEN	1:27.088	14:50:51.698	5	BMW
75	Alex OLSEN	1:26.840	14:52:18.538	6	BMW

### Flag History

TYPE	TIME OF DAY
GREEN	14:30:02.048
FINISH	14:55:02.048

### Flag Statistics

TYPE	COUNT	TOTAL LAPS	TOTAL TIME
Green	1	15	28:39.156
Red	0	0	0.000
Safety Car	0	0	0.000
FCY	0	0	0.000

# MCRCB BULLETIN TK064

## 2022 Bennetts British Superbike Championship - Round 11

## 2022 Pirelli National Superstock Championship with MotoNovo

### FREE PRACTICE 2 - SESSION NOTES

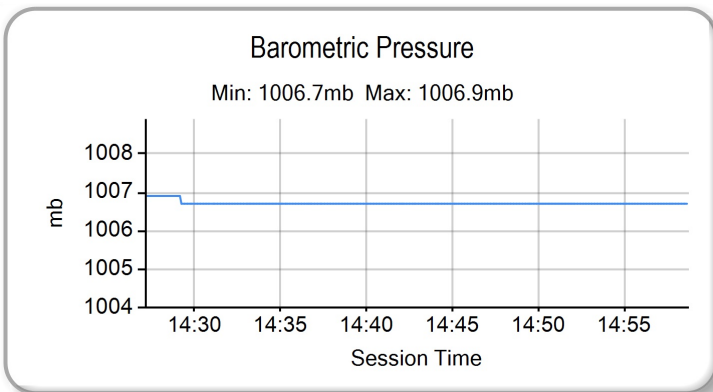
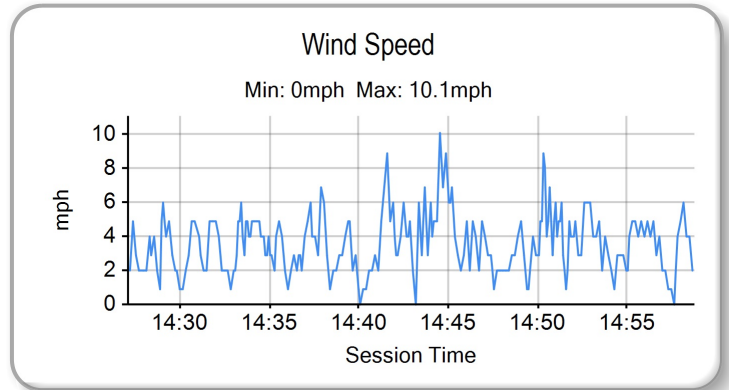
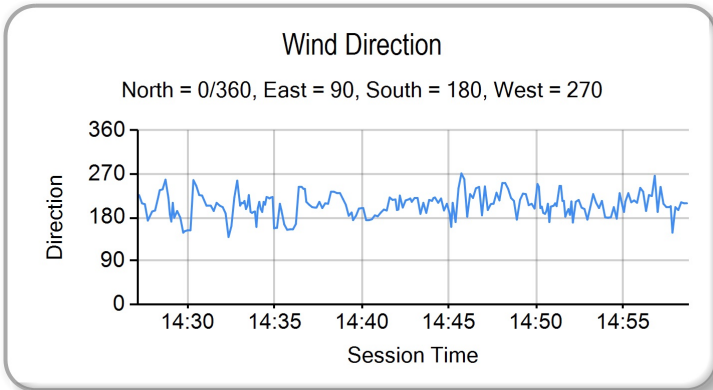
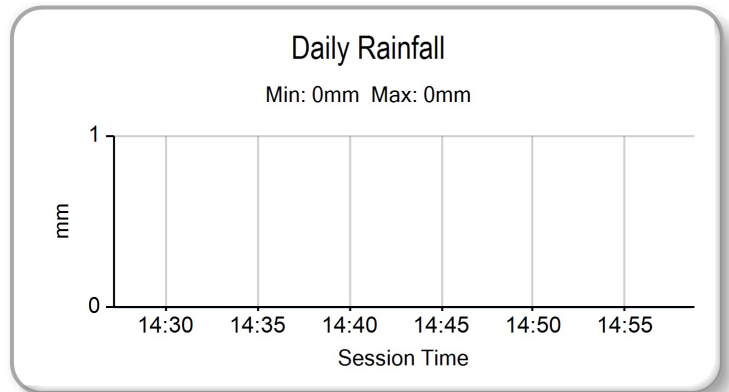
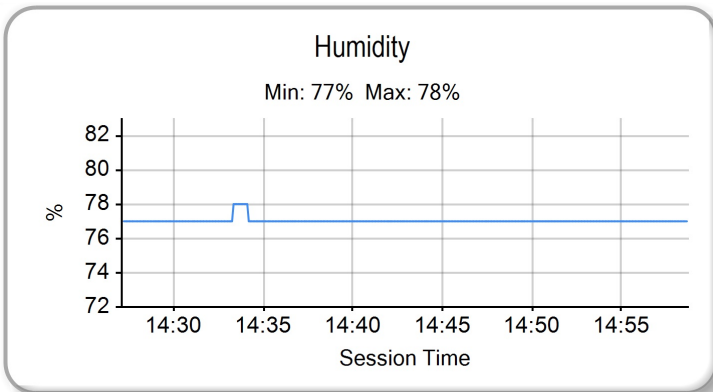
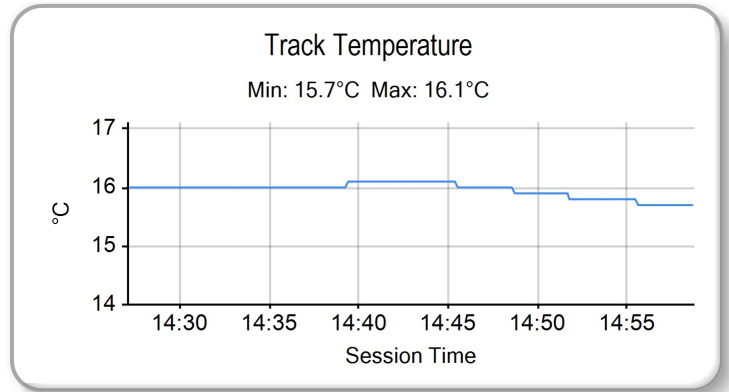
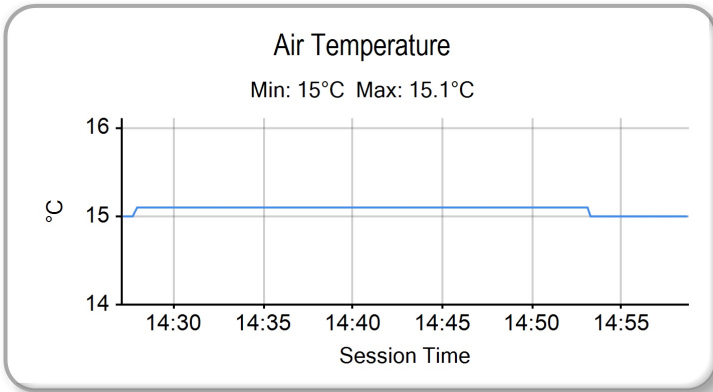
TIME	MESSAGE
14:31:11	NO. 16 FALLER AT PADDOCK HILL BEND - RIDER BEING ASSESSED
14:34:02	UPDATE: NO. 16 - RIDER TO MEDICAL CENTRE
14:44:30	NO. 57 FALLER AT GRAHAM HILL BEND - RIDER OK
14:45:45	UPDATE: NO. 57 - RIDER TO MEDICAL CENTRE
14:47:59	NO. 94 FALLER AT COOPER STRAIGHT - RIDER OK

# MCRCB BULLETIN TK065

## 2022 Bennetts British Superbike Championship - Round 11

## 2022 Pirelli National Superstock Championship with MotoNovo

### FREE PRACTICE 2 - WEATHER CONDITIONS





POS	NO	NAME	NAT	ENTRY	FIRST		SECOND		GAP	DIFF
					TIME	LAPS	TIME	LAPS		
1	75	Alex OLSEN	GBR	BMW - FHO Racing with Kobelco	1:27.589	11	<b>1:26.840</b>	8		
2	4	Dan LINFOOT	GBR	Honda - Optimum Bikes Racing	1:27.915	13	<b>1:27.266</b>	10	<b>0.426</b>	0.426
3	21	Tom WARD	GBR	Aprilia - IN Competition / Aprilia	1:28.277	13	<b>1:27.566</b>	9	<b>0.726</b>	0.300
4	5	Richard KERR	IRL	Honda - AMD Motorsport	1:28.416	15	<b>1:27.589</b>	10	<b>0.749</b>	0.023
5	3	Billy McCONNELL	AUS	Honda - C&L Fairburn Properties / Jackson Racing	1:27.854	11	<b>1:27.629</b>	8	<b>0.789</b>	0.040
6	40	Joe FRANCIS	GBR	Kawasaki - Stauff Fluid Power Kawasaki	1:28.355	12	<b>1:27.656</b>	8	<b>0.816</b>	0.027
7	55	Ash BEECH	GBR	Honda - Jones Dorling Racing	1:28.446	15	<b>1:27.684</b>	15	<b>0.844</b>	0.028
8	14	Tim NEAVE	GBR	Yamaha - Edwards Yamaha	1:28.689	11	<b>1:27.766</b>	9	<b>0.926</b>	0.082
9	51	Brayden ELLIOTT	AUS	Honda - CFS Filtration No Bull Racing	1:28.381	14	<b>1:27.991</b>	8	<b>1.151</b>	0.225
10	27	Bjorn ESTMENT	RSA	Suzuki - Specsavers Suzuki by Hawk Racing	<b>1:28.223</b>	15	1:28.409	9	<b>1.383</b>	0.232
11	23	Luke HEDGER	GBR	Kawasaki - Platform Hire Racing	1:28.737	14	<b>1:28.314</b>	13	<b>1.474</b>	0.091
12	57	Levi DAY	AUS	Suzuki - Powerslide Motorcycles Racing	<b>1:28.372</b>	15	1:39.844	5	<b>1.532</b>	0.058
13	18	Shaun WINFIELD	GBR	Honda - TAG Racing Honda	1:28.647	13	<b>1:28.425</b>	7	<b>1.585</b>	0.053
14	96	Brandon PAASCH	USA	Suzuki - VisionTrack Suzuki	1:29.383	15	<b>1:28.615</b>	9	<b>1.775</b>	0.190
15	37	James HILLIER	GBR	Yamaha - Rich Energy OMG Racing	1:29.942	16	<b>1:28.655</b>	10	<b>1.815</b>	0.040
16	20	Tom OLIVER	GBR	Aprilia - IN Competition / Aprilia	1:29.681	13	<b>1:28.662</b>	9	<b>1.822</b>	0.007
17	44	Jack NIXON	GBR	BMW - FHO Racing with Kobelco	<b>1:28.754</b>	14	1:28.887	8	<b>1.914</b>	0.092
18	2	TJ TOMS	GBR	Kawasaki - Platform Hire Racing	1:29.961	13	<b>1:28.907</b>	12	<b>2.067</b>	0.153
19	19	Joe TALBOT	GBR	Kawasaki - Cheshire Mouldings Kawasaki by JR Perfor	1:29.662	14	<b>1:28.935</b>	10	<b>2.095</b>	0.028
20	77	Brent HARRAN	RSA	Honda - Optimum Bikes Racing	1:29.218	14	<b>1:29.151</b>	8	<b>2.311</b>	0.216
21	99	Ben LUXTON	GBR	BMW - Team XG Racing	1:30.493	14	<b>1:29.328</b>	10	<b>2.488</b>	0.177
22	59	Matt TRUELOVE	GBR	Honda - TAG Racing Honda	1:29.778	14	<b>1:29.455</b>	9	<b>2.615</b>	0.127
23	30	Rob McNEALY	GBR	BMW - McNealy Brown	1:29.778	13	<b>1:29.545</b>	11	<b>2.705</b>	0.090
24	31	Sam COX	GBR	BMW - Sam Cox Racing with Belcom Cables Ltd	1:30.742	12	<b>1:29.894</b>	12	<b>3.054</b>	0.349
25	94	Max STANTON	GBR	BMW - PHR Performance	1:30.958	13	<b>1:29.911</b>	9	<b>3.071</b>	0.017
26	61	David SELLERS	GBR	Suzuki - True Heroes Racing	1:31.428	15	<b>1:30.055</b>	13	<b>3.215</b>	0.144
27	66	Sam OSBORNE	GBR	Suzuki - MSG Racing Suzuki & Dyno	1:31.954	10	<b>1:30.851</b>	8	<b>4.011</b>	0.796
28	22	Dave MACKAY	GBR	Suzuki - True Heroes Racing	1:31.043	15	<b>1:30.953</b>	13	<b>4.113</b>	0.102
29	73	David BROOK	GBR	Honda - Guildford Audio by Brook Motorsport	1:31.518	14	<b>1:31.023</b>	10	<b>4.183</b>	0.070
30	25	Jorel BOERBOOM	NLD	Kawasaki - G&S Bict Groep Racing	1:31.899	14	<b>1:31.253</b>	15	<b>4.413</b>	0.230
31	39	Max MORGAN	GBR	Kawasaki - MSS Performance	1:32.255	11	<b>1:31.254</b>	10	<b>4.414</b>	0.001
32	26	Joe MOORE	GBR	Suzuki - Clearline Racing	1:32.171	16	<b>1:31.568</b>	12	<b>4.728</b>	0.314
33	76	Luke VERWEY	GBR	BMW - WSE Racing	1:32.891	13	<b>1:31.913</b>	12	<b>5.073</b>	0.345
34	33	Connor Rossi THOMSON	GBR	Yamaha - Thompson Haulage / Sound Advice	1:39.078	4	<b>1:33.917</b>	14	<b>7.077</b>	2.004

QUALIFYING LAPTIME (110.0% of 1:26.840) = 1:35.524

35	16	James BUCHANAN	GBR	Kawasaki - Blue Motion Racing	<b>1:37.420</b>	7		0	<b>10.580</b>	3.503
----	----	----------------	-----	-------------------------------	-----------------	---	--	---	---------------	-------

Weather / Track : Cloudy / Dry

Brands Hatch GP: 2.4332 miles

These results are provisional until the conclusion of any judicial and technical matters.

Race Director : Stuart Higgs <i>S. Higgs</i> <small>Digitally Approved at 15:23 Friday, 14 October 2022</small>	Stewards :	Timekeeper : Richard Evans <i>R. EVANS</i> <small>Digitally Approved at 15:07 Friday, 14 October 2022</small>
---	------------	---

Results can be found at [www.britishsuperbike.com](http://www.britishsuperbike.com)

Printed - 15:03 Friday, 14 October 2022



## QUALIFYING - CLASSIFICATION



POS	NO	NAME	NAT	ENTRY	TIME	ON	LAPS	GAP	DIFF	MPH
1	3	Billy McCONNELL	AUS	Honda - C&L Fairburn Properties / Jackson Racing	1:26.641	10	12			101.10
2	4	Dan LINFOOT	GBR	Honda - Optimum Bikes Racing	1:27.027	10	12	0.386	0.386	100.65
3	75	Alex OLSEN	GBR	BMW - FHO Racing with Kobelco	1:27.155	10	10	0.514	0.128	100.50
4	14	Tim NEAVE	GBR	Yamaha - Edwards Yamaha	1:27.571	13	13	0.930	0.416	100.03
5	21	Tom WARD	GBR	Aprilia - IN Competition / Aprilia	1:27.571	10	10	0.930	0.000	100.03
6	27	Bjorn ESTMENT	RSA	Suzuki - Specsavers Suzuki by Hawk Racing	1:27.658	13	14	1.017	0.087	99.93
7	5	Richard KERR	IRL	Honda - AMD Motorsport	1:27.710	11	12	1.069	0.052	99.87
8	51	Brayden ELLIOTT	AUS	Honda - CFS Filtration No Bull Racing	1:27.766	12	13	1.125	0.056	99.80
9	40	Joe FRANCIS	GBR	Kawasaki - Stauff Fluid Power Kawasaki	1:27.837	7	12	1.196	0.071	99.72
10	18	Shaun WINFIELD	GBR	Honda - TAG Racing Honda	1:27.903	7	13	1.262	0.066	99.65
11	20	Tom OLIVER	GBR	Aprilia - IN Competition / Aprilia	1:28.220	12	12	1.579	0.317	99.29
12	96	Brandon PAASCH	USA	Suzuki - VisionTrack Suzuki	1:28.335	13	13	1.694	0.115	99.16
13	44	Jack NIXON	GBR	BMW - FHO Racing with Kobelco	1:28.410	11	11	1.769	0.075	99.08
14	2	TJ TOMS	GBR	Kawasaki - Platform Hire Racing	1:28.568	13	13	1.927	0.158	98.90
15	55	Ash BEECH	GBR	Honda - Jones Dorling Racing	1:28.682	8	9	2.041	0.114	98.77
16	23	Luke HEDGER	GBR	Kawasaki - Platform Hire Racing	1:28.945	8	14	2.304	0.263	98.48
17	59	Matt TRUELOVE	GBR	Honda - TAG Racing Honda	1:28.994	9	14	2.353	0.049	98.43
18	77	Brent HARRAN	RSA	Honda - Optimum Bikes Racing	1:29.108	12	12	2.467	0.114	98.30
19	30	Rob McNEALY	GBR	BMW - McNealy Brown	1:29.261	6	12	2.620	0.153	98.13
20	19	Joe TALBOT	GBR	Kawasaki - Cheshire Mouldings Kawasaki by JR Perfor	1:29.410	12	14	2.769	0.149	97.97
21	37	James HILLIER	GBR	Yamaha - Rich Energy OMG Racing	1:29.420	6	11	2.779	0.010	97.96
22	31	Sam COX	GBR	BMW - Sam Cox Racing with Belcom Cables Ltd	1:30.030	14	14	3.389	0.610	97.29
23	94	Max STANTON	GBR	BMW - PHR Performance	1:30.286	11	12	3.645	0.256	97.02
24	99	Ben LUXTON	GBR	BMW - Team XG Racing	1:30.315	13	13	3.674	0.029	96.99
25	73	David BROOK	GBR	Honda - Guildford Audio by Brook Motorsport	1:30.343	10	13	3.702	0.028	96.96
26	61	David SELLERS	GBR	Suzuki - True Heroes Racing	1:30.572	13	15	3.931	0.229	96.71
27	66	Sam OSBORNE	GBR	Suzuki - MSG Racing Suzuki & Dyno	1:30.692	12	12	4.051	0.120	96.58
28	25	Jorel BOERBOOM	NLD	Kawasaki - G&S Bict Groep Racing	1:31.103	12	12	4.462	0.411	96.15
29	33	Connor Rossi THOMSON	GBR	Yamaha - Thompson Haulage / Sound Advice	1:31.459	10	11	4.818	0.356	95.77
30	39	Max MORGAN	GBR	Kawasaki - MSS Performance	1:31.492	4	13	4.851	0.033	95.74
31	26	Joe MOORE	GBR	Suzuki - Clearline Racing	1:31.701	13	13	5.060	0.209	95.52
32	76	Luke VERWEY	GBR	BMW - WSE Racing	1:31.965	9	11	5.324	0.264	95.25
33	22	Dave MACKAY	GBR	Suzuki - True Heroes Racing	1:32.025	8	14	5.384	0.060	95.18
QUALIFYING LAPTIME (110.0% of 1:26.641) = 1:35.305										
34	16	James BUCHANAN	GBR	Kawasaki - Blue Motion Racing	1:39.332	4	4	12.691	7.307	88.18

Weather / Track : Bright / Dry

These results are provisional until the conclusion of any judicial and technical matters.

Brands Hatch GP: 2.4332 miles

Date: 15/10/2022 Start: 10:35 Finish: 11:00

Race Director : Stuart Higgs <i>S. Higgs</i>	Stewards :	Timekeeper : Richard Evans <i>R. EVANS</i>
<small>Digitally Approved at 11:12 Saturday, 15 October 2022</small>		<small>Digitally Approved at 11:09 Saturday, 15 October 2022</small>

Results can be found at [www.britishsuperbike.com](http://www.britishsuperbike.com)

Printed - 11:02 Saturday, 15 October 2022





# MCRCB BULLETIN TK125

## 2022 Bennetts British Superbike Championship - Round 11

## 2022 Pirelli National Superstock Championship with MotoNovo

### QUALIFYING - SECTOR ANALYSIS



SECTOR 1 = FL to I1, SECTOR 2 = I1 to I2 SECTOR 3 = I2 to I3, SECTOR 4 = I3 to FL, DIFF = Difference To Personal Best Lap, P = Crossed Finish Line in Pit Lane, D = Time Disallowed

P1		3		Billy McCONNELL				Honda - C&L Fairburn Properties / Jackson Racing				
IDEAL LAP TIME : 1:26.321		BEST LAP TIME : 1:26.641		DIFFERENCE : 0.320								
LAP	SECTOR 1	SECTOR 2		SECTOR 3		SECTOR 4		LAP TIME	MPH	DIFF	TIME OF DAY	
1 -	OUTLAP	110.9	16.034	146.2	25.808	89.3	IN PIT	2:02.247	P 71.65	35.606	10:39:25.360	
2 -	OUTLAP	88.1	16.096	150.8	24.877	91.5	21.438	157.1	1:38.799	88.66	12.158	10:41:04.159
3 -	30.902	104.6	15.632	154.6	24.761	90.6	21.067	158.2	1:32.362	94.84	5.721	10:42:36.521
4 -	28.020	119.1	15.098	155.3	24.414	83.5	21.583	158.2	1:29.115	98.29	2.474	10:44:05.636
5 -	28.193	117.9	15.539	145.2	25.607	80.6	21.958	158.2	1:31.297	95.94	4.656	10:45:36.933
6 -	27.952	120.9	15.263	158.2	23.977	95.5	20.657	158.6	1:27.849	(3) 99.71	1.208	10:47:04.782
7 -	29.175	112.2	16.241	150.8	24.949	90.3	IN PIT	6:45.880	P 21.58	5:19.239	10:53:50.662	
8 -	OUTLAP	114.1	15.987	156.4	24.440	93.5	IN PIT	2:18.698	P 63.15	52.057	10:56:09.360	
9 -	OUTLAP	113.9	15.577	153.5	24.162	93.2	22.435	159.0	1:33.305	93.88	6.664	10:57:42.665
10 -	27.473	125.4	15.019	161.7	23.607	97.5	20.542	158.6	1:26.641	(1) 101.10		10:59:09.306
11 -	27.618	123.5	14.890	162.8	23.808	96.2	20.351	160.9	1:26.667	(2) 101.07	0.026	11:00:35.973
12 -	29.017	119.6	15.198	162.0	24.497	94.9	20.795	156.4	1:29.507	97.86	2.866	11:02:05.480

P2		4		Dan LINFOOT				Honda - Optimum Bikes Racing				
IDEAL LAP TIME : 1:26.752		BEST LAP TIME : 1:27.027		DIFFERENCE : 0.275								
LAP	SECTOR 1	SECTOR 2		SECTOR 3		SECTOR 4		LAP TIME	MPH	DIFF	TIME OF DAY	
1 -	OUTLAP	100.1	16.809	126.1	28.151	75.7	22.868	148.1	1:45.878	82.73	18.851	10:38:26.017
2 -	30.852	112.5	15.719	144.9	25.355	81.8	21.415	159.0	1:33.341	93.84	6.314	10:39:59.358
3 -	28.613	119.8	15.170	154.9	24.530	85.0	21.476	156.7	1:29.789	97.56	2.762	10:41:29.147
4 -	29.338	113.9	15.202	153.9	24.335	91.4	20.814	160.5	1:29.689	97.66	2.662	10:42:58.836
5 -	29.150	117.7	15.126	154.9	24.799	83.8	20.839	157.9	1:29.914	97.42	2.887	10:44:28.750
6 -	28.958	112.4	15.191	144.3	25.826	82.5	IN PIT	7:36.364	P 19.19	6:09.337	10:52:05.114	
7 -	OUTLAP	119.1	15.315	152.5	24.487	88.1	21.114	160.1	1:33.775	93.41	6.748	10:53:38.889
8 -	29.158	93.7	15.994	138.9	25.472	86.5	20.626	160.5	1:31.250	95.99	4.223	10:55:10.139
9 -	27.762	124.5	14.917	160.1	24.087	89.3	20.448	162.0	1:27.214	(2) 100.44	0.187	10:56:37.353
10 -	27.934	122.4	15.008	160.5	23.751	92.4	20.334	162.0	1:27.027	(1) 100.65		10:58:04.380
11 -	28.166	112.0	16.631	133.1	25.567	84.0	20.746	160.5	1:31.110	96.14	4.083	10:59:35.490
12 -	27.751	124.9	14.916	161.3	24.130	88.1	21.459	149.4	1:28.256	(3) 99.25	1.229	11:01:03.746

P3		75		Alex OLSEN				BMW - FHO Racing with Kobelco				
IDEAL LAP TIME : 1:27.095		BEST LAP TIME : 1:27.155		DIFFERENCE : 0.060								
LAP	SECTOR 1	SECTOR 2		SECTOR 3		SECTOR 4		LAP TIME	MPH	DIFF	TIME OF DAY	
1 -	OUTLAP	111.4	15.791	144.3	26.140	83.5	21.900	157.9	1:39.829	87.74	12.674	10:43:06.677
2 -	28.884	119.4	15.193	153.2	24.502	91.1	21.169	159.0	1:29.748	97.60	2.593	10:44:36.425
3 -	28.653	124.5	15.206	154.9	24.263	89.3	20.765	158.6	1:28.887	98.55	1.732	10:46:05.312
4 -	28.207	123.1	15.052	156.4	24.424	81.3	IN PIT	5:35.012	P 26.14	4:07.857	10:51:40.324	
5 -	OUTLAP	106.3	15.600	151.8	40.631	89.5	21.045	158.2	1:57.873	74.31	30.718	10:53:38.197
6 -	29.581	107.3	15.435	148.4	24.812	92.8	20.579	160.1	1:30.407	96.89	3.252	10:55:08.604
7 -	28.024	120.4	15.094	156.7	24.052	94.7	20.403	159.7	1:27.573	(3) 100.02	0.418	10:56:36.177
8 -	28.138	121.1	15.013	159.7	23.872	93.7	20.473	160.1	1:27.496	(2) 100.11	0.341	10:58:03.673
9 -	30.171	92.4	19.325	142.1	24.489	93.2	20.509	160.1	1:34.494	92.70	7.339	10:59:38.167
10 -	27.972	124.0	14.930	160.5	23.932	95.4	20.321	161.3	1:27.155	(1) 100.50		11:01:05.322

# MCRCB BULLETIN TK125

## 2022 Bennetts British Superbike Championship - Round 11

## 2022 Pirelli National Superstock Championship with MotoNovo

### QUALIFYING - SECTOR ANALYSIS



SECTOR 1 = FL to I1, SECTOR 2 = I1 to I2 SECTOR 3 = I2 to I3, SECTOR 4 = I3 to FL, DIFF = Difference To Personal Best Lap, P = Crossed Finish Line in Pit Lane, D = Time Disallowed

P4 14		Tim NEAVE				Yamaha - Edwards Yamaha							
IDEAL LAP TIME : 1:27.458		BEST LAP TIME : 1:27.571				DIFFERENCE : 0.113							
LAP	SECTOR 1	SECTOR 2		SECTOR 3		SECTOR 4		LAP TIME	MPH	DIFF	TIME OF DAY		
1 -	OUTLAP	98.5	16.728	125.6	27.815	83.2	22.295	154.9	1:41.933	85.93	14.362	10:38:09.023	
2 -	29.325	115.5	15.949	145.5	25.712	87.1	21.424	155.3	1:32.410	94.79	4.839	10:39:41.433	
3 -	28.739	117.9	15.524	157.9	24.708	87.3	21.120	153.5	1:30.091	97.23	2.520	10:41:11.524	
4 -	28.510	<b>123.1</b>	15.418	158.2	24.362	91.0	20.928	155.3	1:29.218	98.18	1.647	10:42:40.742	
5 -	31.463	101.8	16.745	138.9	26.937	84.3	IN PIT		7:15.715	<b>P</b>	20.10	5:48.144	10:49:56.457
6 -	OUTLAP	109.6	16.139	140.9	25.544	86.2	21.517	156.4	1:40.910	86.80	13.339	10:51:37.367	
7 -	28.091	120.9	15.279	159.0	24.133	93.5	20.615	157.9	1:28.118	99.41	0.547	10:53:05.485	
8 -	28.198	120.0	15.199	158.2	24.335	89.1	21.235	155.7	1:28.967	98.46	1.396	10:54:34.452	
9 -	28.013	122.2	15.204	160.5	23.976	94.7	20.683	157.1	1:27.876	<b>(3)</b>	99.68	0.305	10:56:02.328
10 -	34.337	85.8	16.507	139.5	25.670	88.7	21.324	156.4	1:37.838	89.53	10.267	10:57:40.166	
11 -	<b>27.917</b>	120.4	15.257	<b>162.8</b>	23.998	93.0	20.747	156.4	1:27.919	99.63	0.348	10:59:08.085	
12 -	27.953	122.4	15.186	159.0	23.948	94.3	20.636	155.7	1:27.723	<b>(2)</b>	99.85	0.152	11:00:35.808
<b>13 -</b>	28.030	122.4	<b>15.178</b>	159.4	<b>23.849</b>	<b>96.8</b>	<b>20.514</b>	<b>158.6</b>	<b>1:27.571</b>	<b>(1)</b>	<b>100.03</b>		<b>11:02:03.379</b>

P5 21		Tom WARD				Aprilia - IN Competition / Aprilia							
IDEAL LAP TIME : 1:27.376		BEST LAP TIME : 1:27.571				DIFFERENCE : 0.195							
LAP	SECTOR 1	SECTOR 2		SECTOR 3		SECTOR 4		LAP TIME	MPH	DIFF	TIME OF DAY		
1 -	28.910	117.3	15.718	138.3	25.351	85.1	21.002	156.0	1:30.981	96.28	3.410	10:40:44.035	
2 -	28.752	119.4	15.293	146.5	25.035	81.8	21.137	153.5	1:30.217	97.09	2.646	10:42:14.252	
3 -	28.982	111.2	15.474	148.4	25.101	83.9	21.023	156.4	1:30.580	96.70	3.009	10:43:44.832	
4 -	28.361	125.4	15.144	156.0	24.671	85.4	20.951	156.0	1:29.127	98.28	1.556	10:45:13.959	
5 -	28.231	124.5	15.223	156.4	24.316	90.0	20.725	156.0	1:28.495	<b>(3)</b>	98.98	0.924	10:46:42.454
6 -	28.149	124.9	15.230	156.7	24.435	<b>92.0</b>	<b>20.623</b>	<b>157.5</b>	1:28.437	<b>(2)</b>	99.05	0.866	10:48:10.891
7 -	31.633	102.2	16.124	141.8	25.957	82.3			4:20.101	33.67	2:52.530	10:52:30.992	
8 -	37.707	117.7	15.471	149.1	24.762	89.8	21.060	155.7	1:39.000	88.48	11.429	10:54:09.992	
9 -	28.673	116.7	15.343	149.4	21.091	156.0	20.991	156.0	1:29.667	97.69	2.096	10:55:39.659	
<b>10 -</b>	<b>27.751</b>	124.5	15.152	157.5	<b>23.997</b>	87.8	20.671	157.1	<b>1:27.571</b>	<b>(1)</b>	<b>100.03</b>		<b>10:57:07.230</b>

P6 27		Bjorn ESTMENT				Suzuki - Specsavers Suzuki by Hawk Racing							
IDEAL LAP TIME : 1:27.557		BEST LAP TIME : 1:27.658				DIFFERENCE : 0.101							
LAP	SECTOR 1	SECTOR 2		SECTOR 3		SECTOR 4		LAP TIME	MPH	DIFF	TIME OF DAY		
1 -	OUTLAP	99.1	16.734	125.6	28.540	76.4	22.632	149.4	1:45.006	83.42	17.348	10:38:26.223	
2 -	30.954	112.5	15.653	145.8	25.394	83.3	21.622	155.3	1:33.623	93.56	5.965	10:39:59.846	
3 -	28.408	117.3	15.301	151.4	24.416	86.8	21.269	156.0	1:29.394	97.99	1.736	10:41:29.240	
4 -	28.512	119.4	<b>15.157</b>	156.4	24.238	90.0	20.961	156.0	1:28.868	<b>(3)</b>	98.57	1.210	10:42:58.108
5 -	30.597	116.1	15.594	153.2	24.517	89.2	IN PIT		4:47.274	<b>P</b>	30.49	3:19.616	10:47:45.382
6 -	OUTLAP	110.0	15.622	149.4	24.866	89.2	21.365	154.9	1:35.349	91.87	7.691	10:49:20.731	
7 -	28.140	122.0	15.270	157.5	23.981	91.5	20.734	155.7	1:28.125	<b>(2)</b>	99.40	0.467	10:50:48.856
8 -	30.770	102.7	16.077	144.3	26.768	81.9	21.500	156.4	1:35.115	92.09	7.457	10:52:23.971	
9 -	30.687	107.2	15.758	150.8	25.441	88.8	21.060	156.0	1:32.946	94.24	5.288	10:53:56.917	
10 -	29.354	114.7	15.406	153.9	24.516	88.7	IN PIT		1:58.047	<b>P</b>	74.20	30.389	10:55:54.964
11 -	OUTLAP	100.9	15.692	151.8	24.980	87.8	21.053	155.7	1:36.239	91.02	8.581	10:57:31.203	
12 -	33.267	63.9	16.060	150.1	24.425	91.6	20.776	155.7	1:34.528	92.66	6.870	10:59:05.731	
<b>13 -</b>	<b>28.024</b>	<b>122.9</b>	15.258	<b>158.2</b>	<b>23.736</b>	<b>94.2</b>	<b>20.640</b>	<b>158.2</b>	<b>1:27.658</b>	<b>(1)</b>	<b>99.93</b>		<b>11:00:33.389</b>
14 -	28.637	119.8	15.204	157.5	24.059	<b>94.2</b>	21.497	132.3	1:29.397	97.98	1.739	11:02:02.786	

# MCRCB BULLETIN TK125

## 2022 Bennetts British Superbike Championship - Round 11

## 2022 Pirelli National Superstock Championship with MotoNovo

### QUALIFYING - SECTOR ANALYSIS



SECTOR 1 = FL to I1, SECTOR 2 = I1 to I2 SECTOR 3 = I2 to I3, SECTOR 4 = I3 to FL, DIFF = Difference To Personal Best Lap, P = Crossed Finish Line in Pit Lane, D = Time Disallowed

<b>P7 5</b>		<b>Richard KERR</b>				Honda - AMD Motorsport						
IDEAL LAP TIME : 1:27.457		BEST LAP TIME : 1:27.710				DIFFERENCE : 0.253						
LAP	SECTOR 1	SECTOR 2		SECTOR 3		SECTOR 4		LAP TIME	MPH	DIFF	TIME OF DAY	
1 -	OUTLAP	108.4	15.721	139.5	26.265	79.7	25.956	156.0	1:41.429	86.36	13.719	10:39:07.133
2 -	33.362	65.3	17.056	143.3	27.764	81.9	21.444	159.0	1:39.626	87.92	11.916	10:40:46.759
3 -	28.356	118.5	15.277	158.6	24.471	86.5	21.024	152.5	1:29.128	98.28	1.418	10:42:15.887
4 -	34.379	107.8	15.715	152.5	25.871	84.0	21.378	160.1	1:37.343	89.98	9.633	10:43:53.230
5 -	28.327	120.9	15.216	155.3	24.848	80.3	IN PIT		6:28.095 P	22.57	5:00.385	10:50:21.325
6 -	OUTLAP	72.0	16.952	136.9	25.427	88.0	22.018	159.4	1:42.893	85.13	15.183	10:52:04.218
7 -	28.242	115.7	15.284	161.7	24.685	84.7	IN PIT		1:47.398 P	81.56	19.688	10:53:51.616
8 -	OUTLAP	110.0	15.756	139.2	24.609	91.0	21.692	<b>160.9</b>	1:34.365	92.82	6.655	10:55:25.981
9 -	28.057	120.6	15.139	155.7	24.322	<b>93.7</b>	20.573	160.5	1:28.091 (3)	99.44	0.381	10:56:54.072
10 -	29.170	119.6	15.240	156.0	24.631	91.6	20.675	157.9	1:29.716	97.63	2.006	10:58:23.788
<b>11 -</b>	<b>27.957</b>	120.9	15.184	161.7	24.045	90.6	<b>20.524</b>	159.7	<b>1:27.710 (1)</b>	<b>99.87</b>		<b>10:59:51.498</b>
12 -	28.246	<b>121.1</b>	<b>15.011</b>	<b>163.6</b>	<b>23.965</b>	88.6	20.732	159.0	1:27.954 (2)	99.59	0.244	11:01:19.452

<b>P8 51</b>		<b>Brayden ELLIOTT</b>				Honda - CFS Filtration No Bull Racing						
IDEAL LAP TIME : 1:27.686		BEST LAP TIME : 1:27.766				DIFFERENCE : 0.080						
LAP	SECTOR 1	SECTOR 2		SECTOR 3		SECTOR 4		LAP TIME	MPH	DIFF	TIME OF DAY	
1 -	OUTLAP	109.4	16.254	139.8	26.392	83.9	21.668	156.0	1:38.353	89.06	10.587	10:38:42.269
2 -	28.876	119.8	15.365	154.6	24.746	92.0	20.840	158.6	1:29.827	97.51	2.061	10:40:12.096
3 -	29.583	119.4	15.465	153.5	24.728	88.7	20.913	157.1	1:30.689	96.59	2.923	10:41:42.785
4 -	28.598	122.6	15.278	153.9	24.773	90.4	20.800	157.1	1:29.449	97.93	1.683	10:43:12.234
5 -	28.851	118.9	15.594	147.4	25.464	88.8	IN PIT		4:48.609 P	30.35	3:20.843	10:48:00.843
6 -	OUTLAP	107.5	15.714	148.7	24.769	93.8	20.965	156.7	1:35.004	92.20	7.238	10:49:35.847
7 -	28.334	123.5	15.274	153.2	24.232	89.5	20.870	158.2	1:28.710	98.74	0.944	10:51:04.557
8 -	<b>28.119</b>	122.6	15.154	<b>156.4</b>	24.615	<b>96.6</b>	20.585	158.6	1:28.473 (3)	99.01	0.707	10:52:33.030
9 -	28.231	122.9	15.078	154.9	24.441	93.0	20.652	158.6	1:28.402 (2)	99.09	0.636	10:54:01.432
10 -	28.143	<b>126.6</b>	15.101	155.3	24.411	93.4	IN PIT		2:34.734 P	56.61	1:06.968	10:56:36.166
11 -	OUTLAP	116.3	15.836	136.9	25.483	92.6	20.920	157.9	1:42.540	85.42	14.774	10:58:18.706
<b>12 -</b>	28.199	125.2	<b>15.068</b>	156.0	<b>24.062</b>	94.9	<b>20.437</b>	<b>160.5</b>	<b>1:27.766 (1)</b>	<b>99.80</b>		<b>10:59:46.472</b>
13 -	28.217	118.5	15.371	148.1	25.012	93.9	21.112	154.6	1:29.712	97.64	1.946	11:01:16.184

<b>P9 40</b>		<b>Joe FRANCIS</b>				Kawasaki - Stauff Fluid Power Kawasaki						
IDEAL LAP TIME : 1:27.836		BEST LAP TIME : 1:27.837				DIFFERENCE : 0.001						
LAP	SECTOR 1	SECTOR 2		SECTOR 3		SECTOR 4		LAP TIME	MPH	DIFF	TIME OF DAY	
1 -	OUTLAP	111.2	16.257	140.3	26.619	78.9	22.231	151.8	1:39.077	88.41	11.240	10:38:05.701
2 -	28.617	120.6	15.499	157.5	24.375	90.6	21.164	152.5	1:29.655	97.70	1.818	10:39:35.356
3 -	28.472	121.1	15.402	157.5	24.280	90.1	21.174	154.2	1:29.328	98.06	1.491	10:41:04.684
4 -	28.370	123.1	15.442	157.9	24.193	91.1	20.990	154.2	1:28.995	98.43	1.158	10:42:33.679
5 -	29.963	116.7	16.237	127.5	26.781	85.4	IN PIT		8:10.000 P	17.87	6:42.163	10:50:43.679
6 -	OUTLAP	117.5	15.536	150.8	24.980	89.0	20.808	154.6	1:32.800	94.39	4.963	10:52:16.479
<b>7 -</b>	<b>28.020</b>	124.7	<b>15.270</b>	<b>161.3</b>	23.874	93.5	<b>20.673</b>	<b>156.7</b>	<b>1:27.837 (1)</b>	<b>99.72</b>		<b>10:53:44.316</b>
8 -	28.892	116.9	15.771	150.4	28.285	93.9	IN PIT		2:20.654 P	62.27	52.817	10:56:04.970
9 -	OUTLAP	120.4	15.613	155.3	24.281	<b>94.5</b>	20.797	153.2	1:31.646	95.58	3.809	10:57:36.616
10 -	28.069	123.1	15.383	158.2	23.966	94.1	20.828	153.9	1:28.246	99.26	0.409	10:59:04.862
11 -	<b>28.020</b>	124.5	15.320	160.1	23.949	92.9	20.735	153.2	1:28.024 (2)	99.51	0.187	11:00:32.886
12 -	28.095	<b>125.2</b>	15.317	159.0	<b>23.873</b>	94.3	20.766	153.9	1:28.051 (3)	99.48	0.214	11:02:00.937

# MCRCB BULLETIN TK125

## 2022 Bennetts British Superbike Championship - Round 11

## 2022 Pirelli National Superstock Championship with MotoNovo

### QUALIFYING - SECTOR ANALYSIS



SECTOR 1 = FL to I1, SECTOR 2 = I1 to I2 SECTOR 3 = I2 to I3, SECTOR 4 = I3 to FL, DIFF = Difference To Personal Best Lap, P = Crossed Finish Line in Pit Lane, D = Time Disallowed

P10 18		Shaun WINFIELD				Honda - TAG Racing Honda						
IDEAL LAP TIME : 1:27.874		BEST LAP TIME : 1:27.903				DIFFERENCE : 0.029						
LAP	SECTOR 1	SECTOR 2		SECTOR 3		SECTOR 4		LAP TIME	MPH	DIFF	TIME OF DAY	
1 -	OUTLAP	96.1	16.892	131.0	27.988	79.1	21.978	154.9	1:42.030	85.85	14.127	10:37:29.129
2 -	29.194	110.9	15.505	140.9	25.862	88.1	21.263	156.4	1:31.824	95.39	3.921	10:39:00.953
3 -	29.044	115.3	15.439	147.8	25.225	85.8	21.023	156.4	1:30.731	96.54	2.828	10:40:31.684
4 -	28.878	117.1	15.334	152.1	24.607	<b>92.8</b>	20.853	156.4	1:29.672 (3)	97.68	1.769	10:42:01.356
5 -	30.949	110.5	15.412	147.4	25.028	88.0	IN PIT		6:59.162 P	20.89	5:31.259	10:49:00.518
6 -	OUTLAP	108.4	15.709	151.1	24.598	91.3	20.618	157.5	1:34.875	92.33	6.972	10:50:35.393
7 -	<b>28.247</b>	<b>120.4</b>	15.182	<b>156.0</b>	<b>23.984</b>	89.9	<b>20.490</b>	159.4	<b>1:27.903 (1)</b>	<b>99.65</b>		<b>10:52:03.296</b>
8 -	28.435	119.6	15.173	145.8	25.255	83.8	IN PIT		1:47.886 P	81.19	19.983	10:53:51.182
9 -	OUTLAP	102.9	15.980	142.1	24.624	91.3	20.762	157.5	1:33.634	93.55	5.731	10:55:24.816
10 -	30.010	83.1	15.639	140.6	25.333	78.8	IN PIT		1:49.291 P	80.15	21.388	10:57:14.107
11 -	OUTLAP	101.3	16.604	132.8	29.506	70.9	21.553	159.0	1:41.259	86.50	13.356	10:58:55.366
12 -	28.514	118.3	<b>15.153</b>	152.1	24.123	89.7	20.695	<b>160.1</b>	1:28.485 (2)	98.99	0.582	11:00:23.851
13 -	29.004	102.7	17.016	135.5	26.348	89.3	21.440	146.5	1:33.808	93.38	5.905	11:01:57.659

P11 20		Tom OLIVER				Aprilia - IN Competition / Aprilia						
IDEAL LAP TIME : 1:28.102		BEST LAP TIME : 1:28.220				DIFFERENCE : 0.118						
LAP	SECTOR 1	SECTOR 2		SECTOR 3		SECTOR 4		LAP TIME	MPH	DIFF	TIME OF DAY	
1 -	OUTLAP	104.8	16.059	140.9	26.897	80.2	22.088	151.1	1:41.259	86.50	13.039	10:39:13.687
2 -	29.491	106.6	15.694	146.5	25.248	86.5	21.216	157.1	1:31.649	95.58	3.429	10:40:45.336
3 -	28.985	112.4	15.425	152.5	24.728	84.6	21.412	153.5	1:30.550	96.74	2.330	10:42:15.886
4 -	29.130	114.5	15.307	152.8	24.686	88.6	20.989	157.5	1:30.112	97.21	1.892	10:43:45.998
5 -	28.688	118.3	15.228	155.7	24.398	90.6	21.162	155.3	1:29.476 (3)	97.90	1.256	10:45:15.474
6 -	31.908	108.7	15.577	151.4	25.249	85.5	IN PIT		7:18.505 P	19.97	5:50.285	10:52:33.979
7 -	OUTLAP	112.9	15.263	151.4	24.456	93.8	20.819	<b>159.7</b>	1:36.150	91.10	7.930	10:54:10.129
8 -	28.894	114.7	15.284	154.6	24.441	87.2	21.012	156.4	1:29.631	97.73	1.411	10:55:39.760
9 -	28.357	119.6	15.153	157.9	<b>24.174</b>	91.9	<b>20.648</b>	<b>159.7</b>	1:28.332 (2)	99.16	0.112	10:57:08.092
10 -	28.384	119.6	15.137	160.5	24.551	88.0	22.616	157.1	1:30.688	96.59	2.468	10:58:38.780
11 -	29.286	117.1	16.678	132.8	27.834	77.4	21.426	159.0	1:35.224	91.99	7.004	11:00:14.004
12 -	<b>28.277</b>	<b>120.9</b>	<b>15.003</b>	<b>162.4</b>	24.235	<b>94.1</b>	20.705	158.2	<b>1:28.220 (1)</b>	<b>99.29</b>		<b>11:01:42.224</b>

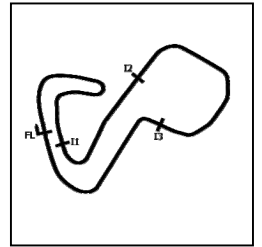
P12 96		Brandon PAASCH				Suzuki - VisionTrack Suzuki						
IDEAL LAP TIME : 1:28.335		BEST LAP TIME : 1:28.335				DIFFERENCE : 0.000						
LAP	SECTOR 1	SECTOR 2		SECTOR 3		SECTOR 4		LAP TIME	MPH	DIFF	TIME OF DAY	
1 -	OUTLAP	99.2	16.455	138.9	27.568	83.9	24.898	147.8	1:46.033	82.61	17.698	10:40:10.918
2 -	31.093	105.6	15.938	149.1	25.739	84.4	21.498	154.6	1:34.268	92.92	5.933	10:41:45.186
3 -	29.369	112.5	15.562	145.2	25.376	86.1	21.478	153.5	1:31.785	95.43	3.450	10:43:16.971
4 -	33.456	89.5	15.791	150.4	24.832	87.8	21.212	157.1	1:35.291	91.92	6.956	10:44:52.262
5 -	28.941	110.9	15.508	151.8	24.515	89.7	20.832	<b>157.5</b>	1:29.796	97.55	1.461	10:46:22.058
6 -	28.882	116.9	15.322	150.4	24.563	88.8	21.202	154.9	1:29.969	97.36	1.634	10:47:52.027
7 -	29.880	102.6	15.875	149.4	25.498	84.0	IN PIT		3:48.717 P	38.29	2:20.382	10:51:40.744
8 -	OUTLAP	105.1	15.717	150.8	41.172	74.6	21.923	156.0	1:59.267	73.44	30.932	10:53:40.011
9 -	31.205	112.2	15.608	150.1	25.225	89.3	21.122	156.7	1:33.160	94.03	4.825	10:55:13.171
10 -	28.582	116.7	15.244	154.2	24.300	92.9	20.855	156.4	1:28.981 (3)	98.44	0.646	10:56:42.152
11 -	28.474	118.5	15.245	152.8	24.283	90.1	20.777	156.7	1:28.779 (2)	98.67	0.444	10:58:10.931
12 -	28.445	116.9	15.300	150.1	24.796	90.8	21.223	153.5	1:29.764	97.58	1.429	10:59:40.695
13 -	<b>28.268</b>	<b>118.9</b>	<b>15.227</b>	<b>155.7</b>	<b>24.090</b>	<b>93.0</b>	<b>20.750</b>	156.7	<b>1:28.335 (1)</b>	<b>99.16</b>		<b>11:01:09.030</b>

# MCRCB BULLETIN TK125

## 2022 Bennetts British Superbike Championship - Round 11

## 2022 Pirelli National Superstock Championship with MotoNovo

### QUALIFYING - SECTOR ANALYSIS



SECTOR 1 = FL to I1, SECTOR 2 = I1 to I2 SECTOR 3 = I2 to I3, SECTOR 4 = I3 to FL, DIFF = Difference To Personal Best Lap, P = Crossed Finish Line in Pit Lane, D = Time Disallowed

P13 44		Jack NIXON				BMW - FHO Racing with Kobelco							
IDEAL LAP TIME : 1:28.391		BEST LAP TIME : 1:28.410				DIFFERENCE : 0.019							
LAP	SECTOR 1	SECTOR 2		SECTOR 3		SECTOR 4		LAP TIME	MPH	DIFF	TIME OF DAY		
1 -	OUTLAP	108.0	15.918	146.5	26.289	86.1	21.956	154.9	1:39.793	87.78	11.383	10:41:48.529	
2 -	29.342	111.8	16.069	134.7	25.713	89.0	21.494	154.2	1:32.618	94.58	4.208	10:43:21.147	
3 -	28.936	115.7	15.386	146.5	24.947	89.3	21.089	157.5	1:30.358	96.94	1.948	10:44:51.505	
4 -	28.760	111.6	15.445	147.8	24.856	91.9	21.162	156.0	1:30.223	97.09	1.813	10:46:21.728	
5 -	28.565	117.7	15.383	151.4	24.630	<b>94.7</b>	21.359	156.7	1:29.937	97.39	1.527	10:47:51.665	
6 -	30.056	105.6	16.297	139.2	26.308	83.7	IN PIT		5:40.628	<b>P</b>	25.71	4:12.218	10:53:32.293
7 -	OUTLAP	102.2	15.799	146.2	25.571	92.5	21.571	156.4	1:40.920	86.79	12.510	10:55:13.213	
8 -	30.490	94.1	16.018	148.1	24.605	92.8	21.233	157.5	1:32.346	94.85	3.936	10:56:45.559	
9 -	28.407	118.7	15.360	150.8	24.424	91.5	20.976	<b>159.4</b>	1:29.167	<b>(3)</b>	98.24	0.757	10:58:14.726
10 -	28.383	119.6	15.316	151.4	24.636	91.1	<b>20.737</b>	158.2	1:29.072	<b>(2)</b>	98.34	0.662	10:59:43.798
11 -	<b>28.264</b>	<b>119.8</b>	<b>15.018</b>	<b>155.3</b>	<b>24.372</b>	93.5	20.756	158.2	<b>1:28.410</b>	<b>(1)</b>	<b>99.08</b>		<b>11:01:12.208</b>

P14 2		TJ TOMS				Kawasaki - Platform Hire Racing							
IDEAL LAP TIME : 1:28.468		BEST LAP TIME : 1:28.568				DIFFERENCE : 0.100							
LAP	SECTOR 1	SECTOR 2		SECTOR 3		SECTOR 4		LAP TIME	MPH	DIFF	TIME OF DAY		
1 -	OUTLAP	103.4	16.565	124.7	28.615	76.4	22.450	149.7	1:42.260	85.66	13.692	10:38:26.289	
2 -	31.081	108.9	15.592	140.9	25.596	84.3	21.426	157.1	1:33.695	93.49	5.127	10:39:59.984	
3 -	28.931	119.8	15.467	155.3	24.696	90.4	21.050	159.7	1:30.144	97.17	1.576	10:41:30.128	
4 -	29.289	112.0	15.913	145.5	25.395	90.8	21.095	153.9	1:31.692	95.53	3.124	10:43:01.820	
5 -	28.692	120.0	15.318	<b>157.1</b>	24.496	93.3	20.977	157.9	1:29.483	97.89	0.915	10:44:31.303	
6 -	28.703	120.6	15.175	155.7	24.632	90.1	21.809	158.6	1:30.319	96.98	1.751	10:46:01.622	
7 -	28.832	118.5	15.351	153.9	24.914	89.3	IN PIT		6:04.691	<b>P</b>	24.01	4:36.123	10:52:06.313
8 -	OUTLAP	117.5	15.563	150.4	24.808	94.3	21.150	157.5	1:35.895	91.34	7.327	10:53:42.208	
9 -	29.048	112.4	15.734	150.8	25.278	89.3	20.972	158.2	1:31.032	96.22	2.464	10:55:13.240	
10 -	28.615	117.3	15.204	151.8	24.496	<b>95.7</b>	20.754	<b>160.9</b>	1:29.069	<b>(3)</b>	98.34	0.501	10:56:42.309
11 -	28.698	119.4	<b>15.067</b>	155.3	24.379	92.3	20.757	159.7	1:28.901	<b>(2)</b>	98.53	0.333	10:58:11.210
12 -	<b>28.314</b>	116.9	15.274	144.3	25.021	87.0	21.094	159.7	1:29.703	97.65	1.135	10:59:40.913	
13 -	28.379	<b>122.0</b>	15.102	156.7	<b>24.368</b>	93.4	<b>20.719</b>	159.4	<b>1:28.568</b>	<b>(1)</b>	<b>98.90</b>		<b>11:01:09.481</b>

P15 55		Ash BEECH				Honda - Jones Dorling Racing							
IDEAL LAP TIME : 1:28.512		BEST LAP TIME : 1:28.682				DIFFERENCE : 0.170							
LAP	SECTOR 1	SECTOR 2		SECTOR 3		SECTOR 4		LAP TIME	MPH	DIFF	TIME OF DAY		
1 -	OUTLAP	98.8	17.295	132.6	28.059	72.4	22.894	153.2	1:45.113	83.33	16.431	10:37:49.778	
2 -	29.900	110.7	15.829	150.4	25.757	86.2	21.398	156.0	1:32.884	94.30	4.202	10:39:22.662	
3 -	29.050	119.1	15.613	153.9	24.718	90.6	21.255	156.7	1:30.636	96.64	1.954	10:40:53.298	
4 -	28.714	121.1	15.434	156.4	24.270	92.0	21.050	156.4	1:29.468	<b>(3)</b>	97.91	0.786	10:42:22.766
5 -	28.453	<b>122.9</b>	15.352	<b>160.5</b>	24.395	91.9	21.229	157.1	1:29.429	<b>(2)</b>	97.95	0.747	10:43:52.195
6 -	32.116	110.0	15.785	154.2	25.573	88.5	IN PIT		5:14.660	<b>P</b>	27.83	3:45.978	10:49:06.855
7 -	OUTLAP	110.3	15.641	154.6	24.712	93.0	20.908	157.5	1:34.808	92.39	6.126	10:50:41.663	
8 -	28.412	120.4	15.383	160.1	<b>24.114</b>	93.8	<b>20.773</b>	<b>157.9</b>	<b>1:28.682</b>	<b>(1)</b>	<b>98.77</b>		<b>10:52:10.345</b>
9 -	<b>28.391</b>	120.4	<b>15.234</b>	155.3	24.270	<b>95.8</b>	21.904	142.7	1:29.799	97.54	1.117	10:53:40.144	

# MCRCB BULLETIN TK125

## 2022 Bennetts British Superbike Championship - Round 11

## 2022 Pirelli National Superstock Championship with MotoNovo

### QUALIFYING - SECTOR ANALYSIS



SECTOR 1 = FL to I1, SECTOR 2 = I1 to I2 SECTOR 3 = I2 to I3, SECTOR 4 = I3 to FL, DIFF = Difference To Personal Best Lap, P = Crossed Finish Line in Pit Lane, D = Time Disallowed

P16 23		Luke HEDGER				Kawasaki - Platform Hire Racing						
IDEAL LAP TIME : 1:28.777		BEST LAP TIME : 1:28.945				DIFFERENCE : 0.168						
LAP	SECTOR 1	SECTOR 2		SECTOR 3		SECTOR 4		LAP TIME	MPH	DIFF	TIME OF DAY	
1 -	OUTLAP	111.6	15.913	148.7	25.881	85.9	21.711	156.7	1:37.203	90.11	8.258	10:38:20.157
2 -	29.229	112.7	15.569	155.3	24.904	91.3	21.286	157.5	1:30.988	96.27	2.043	10:39:51.145
3 -	28.934	117.9	15.412	152.8	24.924	91.8	21.084	158.6	1:30.354	96.95	1.409	10:41:21.499
4 -	28.696	<b>120.0</b>	15.278	155.7	24.474	90.0	20.917	<b>160.5</b>	1:29.365	98.02	0.420	10:42:50.864
5 -	29.292	116.9	15.349	153.9	24.802	90.6	IN PIT		4:52.647	<b>P</b>	3:23.702	10:47:43.511
6 -	OUTLAP	119.6	15.316	155.7	24.647	91.8	21.018	157.9	1:32.564	94.63	3.619	10:49:16.075
7 -	28.563	119.4	15.292	159.4	<b>24.374</b>	89.8	20.843	159.0	1:29.072	98.34	0.127	10:50:45.147
8 -	28.557	118.9	15.217	159.4	24.378	91.8	20.793	159.0	<b>1:28.945 (1)</b>	<b>98.48</b>		<b>10:52:14.092</b>
9 -	28.670	117.3	15.298	160.1	24.399	<b>92.9</b>	20.790	160.1	1:29.157	98.25	0.212	10:53:43.249
10 -	30.531	116.9	15.438	139.8	28.719	88.5	21.744	157.9	1:36.432	90.83	7.487	10:55:19.681
11 -	29.159	111.4	19.733	139.2	25.561	92.8	20.894	160.1	1:35.347	91.87	6.402	10:56:55.028
12 -	29.047	114.7	15.374	157.5	24.571	92.5	<b>20.736</b>	159.7	1:29.728	97.62	0.783	10:58:24.756
13 -	28.604	119.4	<b>15.139</b>	<b>161.7</b>	24.477	90.8	20.784	158.6	1:29.004	<b>(2)</b>	0.059	10:59:53.760
14 -	<b>28.528</b>	118.7	15.245	160.9	24.450	91.6	20.827	159.0	1:29.050	<b>(3)</b>	0.105	11:01:22.810

P17 59		Matt TRUELOVE				Honda - TAG Racing Honda						
IDEAL LAP TIME : 1:28.914		BEST LAP TIME : 1:28.994				DIFFERENCE : 0.080						
LAP	SECTOR 1	SECTOR 2		SECTOR 3		SECTOR 4		LAP TIME	MPH	DIFF	TIME OF DAY	
1 -	OUTLAP	100.7	16.836	131.0	28.081	78.7	22.124	156.7	1:40.923	86.79	11.929	10:37:29.606
2 -	29.150	112.5	15.567	142.4	25.629	84.5	21.465	157.5	1:31.811	95.41	2.817	10:39:01.417
3 -	28.809	115.5	15.401	142.7	25.376	85.0	21.191	157.1	1:30.777	96.49	1.783	10:40:32.194
4 -	28.694	115.9	15.356	150.1	25.107	89.9	21.595	158.2	1:30.752	96.52	1.758	10:42:02.946
5 -	28.947	118.5	15.537	152.8	25.057	87.7	21.171	158.2	1:30.712	96.56	1.718	10:43:33.658
6 -	29.942	102.4	16.021	145.8	26.851	79.0	IN PIT		5:27.604	<b>P</b>	3:58.610	10:49:01.262
7 -	OUTLAP	109.2	15.718	149.1	25.031	90.9	21.141	158.2	1:35.754	91.48	6.760	10:50:37.016
8 -	<b>28.401</b>	121.3	15.307	154.2	<b>24.465</b>	90.8	20.990	158.6	1:29.163	98.24	0.169	10:52:06.179
9 -	28.478	122.2	<b>15.223</b>	<b>159.0</b>	24.468	90.5	<b>20.825</b>	<b>160.5</b>	<b>1:28.994 (1)</b>	<b>98.43</b>		<b>10:53:35.173</b>
10 -	33.028	91.0	16.090	144.9	25.605	86.3	20.969	159.4	1:35.692	91.54	6.698	10:55:10.865
11 -	28.425	<b>124.0</b>	15.260	155.7	24.471	<b>91.9</b>	20.974	160.1	1:29.130	<b>(3)</b>	0.136	10:56:39.995
12 -	34.492	104.0	16.095	147.8	25.003	88.7	20.985	159.7	1:36.575	90.70	7.581	10:58:16.570
13 -	28.437	123.1	15.227	152.8	24.540	90.1	20.920	159.0	1:29.124	<b>(2)</b>	0.130	10:59:45.694
14 -	28.509	120.4	15.512	151.1	26.643	83.3	22.435	140.3	1:33.099	94.09	4.105	11:01:18.793

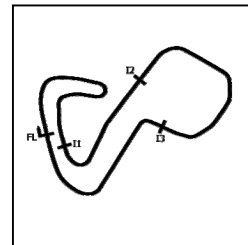
P18 77		Brent HARRAN				Honda - Optimum Bikes Racing						
IDEAL LAP TIME : 1:28.832		BEST LAP TIME : 1:29.108				DIFFERENCE : 0.276						
LAP	SECTOR 1	SECTOR 2		SECTOR 3		SECTOR 4		LAP TIME	MPH	DIFF	TIME OF DAY	
1 -	OUTLAP	101.2	16.704	131.0	27.245	80.9	22.592	154.6	1:42.761	85.24	13.653	10:38:24.854
2 -	29.545	111.6	15.775	148.7	25.253	85.5	21.318	155.3	1:31.891	95.32	2.783	10:39:56.745
3 -	29.026	111.4	15.547	141.8	25.225	86.5	21.150	156.0	1:30.948	96.31	1.840	10:41:27.693
4 -	28.915	115.9	15.394	<b>153.9</b>	24.888	87.6	21.373	153.2	1:30.570	96.71	1.462	10:42:58.263
5 -	29.123	115.1	15.413	<b>153.9</b>	24.775	89.8	21.031	156.0	1:30.342	96.96	1.234	10:44:28.605
6 -	28.816	115.7	15.340	150.8	25.655	84.2	IN PIT		7:08.846	<b>P</b>	5:39.738	10:51:37.451
7 -	OUTLAP	89.2	18.441	119.8	29.983	84.2	21.525	154.6	1:51.085	78.85	21.977	10:53:28.536
8 -	28.755	<b>121.1</b>	15.320	152.5	24.511	<b>93.5</b>	20.956	<b>158.2</b>	1:29.542	97.82	0.434	10:54:58.078
9 -	34.372	76.4	18.200	139.2	25.728	91.6	<b>20.740</b>	157.5	1:39.040	88.44	9.932	10:56:37.118
10 -	28.620	116.3	15.247	<b>153.9</b>	<b>24.464</b>	87.9	21.134	156.0	1:29.465	<b>(3)</b>	0.357	10:58:06.583
11 -	28.530	119.4	15.236	152.8	24.631	86.7	20.918	<b>158.2</b>	1:29.315	<b>(2)</b>	0.207	10:59:35.898
12 -	<b>28.450</b>	118.3	<b>15.178</b>	152.8	24.610	88.4	20.870	157.5	<b>1:29.108 (1)</b>	<b>98.30</b>		<b>11:01:05.006</b>

# MCRCB BULLETIN TK125

## 2022 Bennetts British Superbike Championship - Round 11

## 2022 Pirelli National Superstock Championship with MotoNovo

### QUALIFYING - SECTOR ANALYSIS



SECTOR 1 = FL to I1, SECTOR 2 = I1 to I2 SECTOR 3 = I2 to I3, SECTOR 4 = I3 to FL, DIFF = Difference To Personal Best Lap, P = Crossed Finish Line in Pit Lane, D = Time Disallowed

P19 30		Rob McNEALY				BMW - McNealy Brown						
IDEAL LAP TIME : 1:29.174		BEST LAP TIME : 1:29.261				DIFFERENCE : 0.087						
LAP	SECTOR 1	SECTOR 2		SECTOR 3		SECTOR 4		LAP TIME	MPH	DIFF	TIME OF DAY	
1 -	OUTLAP	108.2	16.329	134.7	26.515	82.6	21.903	151.8	1:41.944	85.92	12.683	10:39:47.980
2 -	29.105	115.5	16.021	134.2	25.883	87.2	21.429	151.1	1:32.438	94.76	3.177	10:41:20.418
3 -	28.716	116.1	15.553	141.5	24.867	91.0	21.201	153.5	1:30.337 (3)	96.96	1.076	10:42:50.755
4 -	29.892	107.5	15.917	137.2	25.757	87.3	IN PIT		5:22.202 P	27.18	3:52.941	10:48:12.957
5 -	OUTLAP	108.9	15.807	141.2	25.229	84.3	21.341	151.1	1:36.005	91.24	6.744	10:49:48.962
6 -	28.434	114.9	<b>15.514</b>	<b>146.2</b>	<b>24.341</b>	<b>94.2</b>	<b>20.972</b>	<b>155.3</b>	<b>1:29.261 (1)</b>	<b>98.13</b>		<b>10:51:18.223</b>
7 -	29.199	110.5	15.627	140.6	25.162	89.8	IN PIT		2:51.307 P	51.13	1:22.046	10:54:09.530
8 -	OUTLAP	101.2	15.824	141.8	24.751	90.8	21.672	153.9	1:40.331	87.30	11.070	10:55:49.861
9 -	<b>28.347</b>	<b>117.9</b>	15.516	142.4	24.470	90.9	21.125	153.9	1:29.458 (2)	97.92	0.197	10:57:19.319
10 -	28.627	108.9	15.959	140.9	25.038	89.7	21.303	154.9	1:30.927	96.33	1.666	10:58:50.246
11 -	28.768	112.4	15.731	143.0	25.081	91.1	21.220	154.2	1:30.800	96.47	1.539	11:00:21.046
12 -	29.330	112.7	15.591	142.1	24.995	89.2	21.296	149.7	1:31.212	96.03	1.951	11:01:52.258

P20 19		Joe TALBOT				Kawasaki - Cheshire Mouldings Kawasaki by JR Performance						
IDEAL LAP TIME : 1:29.263		BEST LAP TIME : 1:29.410				DIFFERENCE : 0.147						
LAP	SECTOR 1	SECTOR 2		SECTOR 3		SECTOR 4		LAP TIME	MPH	DIFF	TIME OF DAY	
1 -	OUTLAP	100.9	17.132	129.5	28.594	72.3	23.418	152.1	1:45.845	82.76	16.435	10:37:51.311
2 -	30.219	107.2	16.017	149.7	25.920	80.5	21.919	154.2	1:34.075	93.11	4.665	10:39:25.386
3 -	29.085	114.3	15.754	148.4	25.699	83.3	21.621	154.6	1:32.159	95.05	2.749	10:40:57.545
4 -	28.916	114.5	15.680	149.1	25.297	83.3	21.353	154.9	1:31.246	96.00	1.836	10:42:28.791
5 -	29.905	95.0	18.808	142.4	25.406	83.0	21.803	154.6	1:35.922	91.32	6.512	10:44:04.713
6 -	28.913	115.1	15.607	149.7	24.979	87.1	21.328	153.2	1:30.827	96.44	1.417	10:45:35.540
7 -	31.498	114.7	17.023	146.8	25.560	85.5	IN PIT		5:10.664 P	28.19	3:41.254	10:50:46.204
8 -	OUTLAP	113.5	15.700	150.1	25.140	89.2	21.325	154.6	1:34.666	92.53	5.256	10:52:20.870
9 -	28.486	118.5	15.559	152.5	24.593	90.1	21.123	<b>156.7</b>	1:29.761 (3)	97.59	0.351	10:53:50.631
10 -	32.877	61.7	16.532	146.5	24.849	<b>90.8</b>	28.156	138.6	1:42.414	85.53	13.004	10:55:33.045
11 -	33.340	86.1	17.569	152.8	<b>24.533</b>	88.6	21.072	156.4	1:36.514	90.76	7.104	10:57:09.559
12 -	28.378	<b>120.2</b>	<b>15.354</b>	<b>155.3</b>	24.622	90.6	<b>21.056</b>	156.0	<b>1:29.410 (1)</b>	<b>97.97</b>		<b>10:58:38.969</b>
13 -	28.510	116.9	17.665	135.0	32.073	84.8	21.707	156.4	1:39.955	87.63	10.545	11:00:18.924
14 -	<b>28.320</b>	117.9	15.391	151.1	24.757	89.5	21.118	156.4	1:29.586 (2)	97.78	0.176	11:01:48.510

P21 37		James HILLIER				Yamaha - Rich Energy OMG Racing						
IDEAL LAP TIME : 1:29.250		BEST LAP TIME : 1:29.420				DIFFERENCE : 0.170						
LAP	SECTOR 1	SECTOR 2		SECTOR 3		SECTOR 4		LAP TIME	MPH	DIFF	TIME OF DAY	
1 -	OUTLAP	105.1	16.337	150.8	25.741	87.9	23.600	155.7	1:42.702	85.29	13.282	10:45:17.081
2 -	29.049	113.3	15.764	153.2	25.238	84.6	21.769	156.0	1:31.820	95.40	2.400	10:46:48.901
3 -	28.882	116.5	15.703	159.0	25.157	86.0	21.470	157.1	1:31.212	96.03	1.792	10:48:20.113
4 -	29.860	96.2	18.143	112.4	29.584	73.5	24.908	156.4	1:42.495	85.46	13.075	10:50:02.608
5 -	29.908	109.2	16.681	142.4	25.958	77.4	22.432	<b>159.0</b>	1:34.979	92.22	5.559	10:51:37.587
6 -	28.631	118.3	15.405	<b>160.9</b>	<b>24.388</b>	90.8	<b>20.996</b>	157.9	<b>1:29.420 (1)</b>	<b>97.96</b>		<b>10:53:07.007</b>
7 -	28.661	<b>121.1</b>	15.495	154.9	24.526	<b>93.5</b>	21.193	157.1	1:29.875 (3)	97.46	0.455	10:54:36.882
8 -	28.769	115.9	16.143	146.2	27.623	78.3	23.791	157.1	1:36.326	90.93	6.906	10:56:13.208
9 -	29.294	111.6	15.509	155.3	24.698	92.8	21.064	157.9	1:30.565	96.72	1.145	10:57:43.773
10 -	<b>28.484</b>	120.0	<b>15.382</b>	160.1	24.638	91.4	21.021	156.7	1:29.525 (2)	97.84	0.105	10:59:13.298
11 -	28.566	119.1	15.531	158.2	24.753	88.8	21.057	156.4	1:29.907	97.43	0.487	11:00:43.205

# MCRCB BULLETIN TK125

## 2022 Bennetts British Superbike Championship - Round 11

## 2022 Pirelli National Superstock Championship with MotoNovo

### QUALIFYING - SECTOR ANALYSIS



SECTOR 1 = FL to I1, SECTOR 2 = I1 to I2 SECTOR 3 = I2 to I3, SECTOR 4 = I3 to FL, DIFF = Difference To Personal Best Lap, P = Crossed Finish Line in Pit Lane, D = Time Disallowed

<b>P22 31</b>		<b>Sam COX</b>				BMW - Sam Cox Racing with Belcom Cables Ltd						
IDEAL LAP TIME : 1:29.859		BEST LAP TIME : 1:30.030				DIFFERENCE : 0.171						
LAP	SECTOR 1	SECTOR 2		SECTOR 3		SECTOR 4		LAP TIME	MPH	DIFF	TIME OF DAY	
1 -	OUTLAP	103.4	16.600	136.6	28.493	80.6	22.610	151.1	1:43.557	84.58	13.527	10:37:34.570
2 -	30.359	110.7	15.959	145.8	26.589	81.9	21.747	151.4	1:34.654	92.54	4.624	10:39:09.224
3 -	29.828	110.7	16.032	144.9	25.793	86.5	21.357	154.9	1:33.010	94.18	2.980	10:40:42.234
4 -	29.235	113.9	15.645	148.4	25.550	84.4	21.299	154.2	1:31.729	95.49	1.699	10:42:13.963
5 -	29.107	113.3	15.593	151.4	24.971	87.6	21.295	151.4	1:30.966	96.29	0.936	10:43:44.929
6 -	28.922	<b>116.1</b>	15.461	<b>152.1</b>	<b>24.631</b>	85.2	21.352	152.8	1:30.366 (2)	96.93	0.336	10:45:15.295
7 -	29.491	110.7	15.758	147.4	26.442	82.8	IN PIT		5:44.568 P	25.42	4:14.538	10:50:59.863
8 -	OUTLAP	110.5	15.733	151.8	25.222	84.8	21.250	153.9	1:40.237	87.39	10.207	10:52:40.100
9 -	29.674	110.7	15.479	151.1	24.864	88.6	<b>20.947</b>	<b>156.0</b>	1:30.964	96.30	0.934	10:54:11.064
10 -	29.088	110.7	15.982	136.1	24.840	83.9	21.254	152.1	1:31.164	96.08	1.134	10:55:42.228
11 -	29.332	<b>116.1</b>	<b>15.422</b>	151.1	24.960	84.9	20.957	154.2	1:30.671	96.61	0.641	10:57:12.899
12 -	<b>28.859</b>	115.5	15.525	148.4	25.100	87.8	21.053	153.2	1:30.537 (3)	96.75	0.507	10:58:43.436
13 -	28.876	110.9	15.870	147.8	25.213	85.1	21.094	152.5	1:31.053	96.20	1.023	11:00:14.489
<b>14 -</b>	28.893	115.7	15.440	150.4	24.652	<b>90.3</b>	21.045	154.6	<b>1:30.030 (1)</b>	<b>97.29</b>		<b>11:01:44.519</b>

<b>P23 94</b>		<b>Max STANTON</b>				BMW - PHR Performance						
IDEAL LAP TIME : 1:30.155		BEST LAP TIME : 1:30.286				DIFFERENCE : 0.131						
LAP	SECTOR 1	SECTOR 2		SECTOR 3		SECTOR 4		LAP TIME	MPH	DIFF	TIME OF DAY	
1 -	OUTLAP	102.2	16.834	126.8	28.892	76.9	22.861	150.8	1:44.483	83.83	14.197	10:38:10.566
2 -	30.821	110.0	16.223	134.7	26.622	79.5	21.990	154.2	1:35.656	91.57	5.370	10:39:46.222
3 -	30.048	108.7	16.704	134.2	26.577	84.5	21.797	153.9	1:35.126	92.08	4.840	10:41:21.348
4 -	29.893	108.0	16.006	146.5	25.511	84.3	21.712	156.0	1:33.122	94.06	2.836	10:42:54.470
5 -	29.592	113.7	15.899	145.8	25.460	84.3	21.516	152.8	1:32.467	94.73	2.181	10:44:26.937
6 -	29.280	112.2	15.800	147.8	25.139	88.8	21.441	151.4	1:31.660 (3)	95.56	1.374	10:45:58.597
7 -	32.400	104.8	16.058	136.1	25.735	80.9	IN PIT		7:39.060 P	19.08	6:08.774	10:53:37.657
8 -	OUTLAP	103.0	16.309	137.7	26.023	85.0	21.552	<b>158.2</b>	1:43.105	84.96	12.819	10:55:20.762
9 -	29.471	108.4	16.283	125.4	26.116	86.1	21.309	153.9	1:33.179	94.01	2.893	10:56:53.941
10 -	29.889	112.4	15.589	149.7	25.180	89.0	<b>21.119</b>	157.1	1:31.777	95.44	1.491	10:58:25.718
<b>11 -</b>	28.992	<b>120.0</b>	<b>15.461</b>	150.4	<b>24.677</b>	<b>92.4</b>	21.156	156.4	<b>1:30.286 (1)</b>	<b>97.02</b>		<b>10:59:56.004</b>
12 -	<b>28.898</b>	119.8	15.486	<b>156.0</b>	24.918	85.5	21.270	149.7	1:30.572 (2)	96.71	0.286	11:01:26.576

<b>P24 99</b>		<b>Ben LUXTON</b>				BMW - Team XG Racing						
IDEAL LAP TIME : 1:30.123		BEST LAP TIME : 1:30.315				DIFFERENCE : 0.192						
LAP	SECTOR 1	SECTOR 2		SECTOR 3		SECTOR 4		LAP TIME	MPH	DIFF	TIME OF DAY	
1 -	OUTLAP	95.3	17.336	129.3	28.473	71.0	23.608	151.4	1:47.940	81.15	17.625	10:37:51.103
2 -	30.408	106.1	16.282	143.3	26.308	77.7	21.864	153.9	1:34.862	92.34	4.547	10:39:25.965
3 -	29.439	109.1	15.848	141.5	25.375	81.5	21.615	154.6	1:32.277	94.92	1.962	10:40:58.242
4 -	29.202	107.5	15.772	<b>149.7</b>	25.092	84.0	21.158	154.9	1:31.224 (3)	96.02	0.909	10:42:29.466
5 -	29.370	95.5	17.102	124.5	28.004	82.4	21.686	152.8	1:36.162	91.09	5.847	10:44:05.628
6 -	29.197	107.8	15.749	144.9	25.141	84.0	21.840	150.8	1:31.927	95.29	1.612	10:45:37.555
7 -	30.436	110.0	16.639	135.8	26.529	80.7	IN PIT		6:09.303 P	23.71	4:38.988	10:51:46.858
8 -	OUTLAP	99.1	15.848	145.2	34.965	55.5	22.199	149.7	1:48.085	81.04	17.770	10:53:34.943
9 -	40.072	107.2	15.601	145.8	27.708	<b>87.8</b>	21.586	155.3	1:44.967	83.45	14.652	10:55:19.910
10 -	29.334	104.3	17.098	129.3	27.361	86.1	<b>20.962</b>	<b>157.9</b>	1:34.755	92.44	4.440	10:56:54.665
11 -	29.454	107.5	15.681	148.7	<b>24.932</b>	86.3	21.148	153.5	1:31.215 (2)	96.03	0.900	10:58:25.880
12 -	31.297	105.5	17.264	129.0	25.724	84.7	21.273	155.3	1:35.558	91.67	5.243	11:00:01.438
<b>13 -</b>	<b>28.731</b>	<b>114.9</b>	<b>15.498</b>	147.1	24.996	85.9	21.090	156.0	<b>1:30.315 (1)</b>	<b>96.99</b>		<b>11:01:31.753</b>

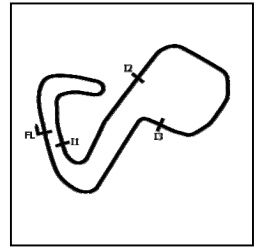


# MCRCB BULLETIN TK125

## 2022 Bennetts British Superbike Championship - Round 11

## 2022 Pirelli National Superstock Championship with MotoNovo

### QUALIFYING - SECTOR ANALYSIS



SECTOR 1 = FL to I1, SECTOR 2 = I1 to I2, SECTOR 3 = I2 to I3, SECTOR 4 = I3 to FL, DIFF = Difference To Personal Best Lap, P = Crossed Finish Line in Pit Lane, D = Time Disallowed

P25 73		David BROOK				Honda - Guildford Audio by Brook Motorsport						
IDEAL LAP TIME : 1:30.343		BEST LAP TIME : 1:30.343				DIFFERENCE : 0.000						
LAP	SECTOR 1	SECTOR 2		SECTOR 3		SECTOR 4		LAP TIME	MPH	DIFF	TIME OF DAY	
1 -	OUTLAP	102.9	16.767	135.5	27.563	83.3	22.706	145.8	1:42.891	85.13	12.548	10:38:14.669
2 -	31.092	104.6	16.019	141.5	25.997	87.2	21.639	150.1	1:34.747	92.45	4.404	10:39:49.416
3 -	29.801	109.8	15.735	141.2	25.969	91.3	21.487	150.4	1:32.992	94.19	2.649	10:41:22.408
4 -	29.490	110.0	15.688	142.1	25.434	86.8	21.611	152.1	1:32.223	94.98	1.880	10:42:54.631
5 -	29.729	112.2	15.725	141.8	25.748	85.8	21.372	149.7	1:32.574	94.62	2.231	10:44:27.205
6 -	29.471	109.8	15.670	138.0	25.437	89.4	21.349	151.1	1:31.927	95.29	1.584	10:45:59.132
7 -	29.502	108.0	15.712	142.7	25.238	89.8	21.473	149.7	1:31.925	95.29	1.582	10:47:31.057
8 -	31.119	97.5	16.214	135.0	26.380	82.1	IN PIT		6:39.263	P 21.94	5:08.920	10:54:10.320
9 -	OUTLAP	106.3	15.726	141.2	24.908	<b>96.8</b>	22.029	150.1	1:39.748	87.81	9.405	10:55:50.068
<b>10 -</b>	<b>28.943</b>	<b>115.5</b>	<b>15.559</b>	<b>147.4</b>	<b>24.776</b>	<b>91.9</b>	<b>21.065</b>	<b>153.9</b>	<b>1:30.343 (1)</b>	<b>96.96</b>		<b>10:57:20.411</b>
11 -	29.271	<b>116.1</b>	15.655	141.8	25.047	95.8	21.175	151.1	1:31.148	(2) 96.10	0.805	10:58:51.559
12 -	29.116	109.6	15.614	144.9	25.018	94.7	21.437	151.1	1:31.185	(3) 96.06	0.842	11:00:22.744
13 -	29.468	112.4	15.708	143.3	25.101	89.7	21.323	148.4	1:31.600	95.63	1.257	11:01:54.344

P26 61		David SELLERS				Suzuki - True Heroes Racing						
IDEAL LAP TIME : 1:30.419		BEST LAP TIME : 1:30.572				DIFFERENCE : 0.153						
LAP	SECTOR 1	SECTOR 2		SECTOR 3		SECTOR 4		LAP TIME	MPH	DIFF	TIME OF DAY	
1 -	OUTLAP	93.5	16.954	134.7	27.845	79.1	23.030	143.7	1:44.480	83.84	13.908	10:37:40.688
2 -	31.007	104.5	16.300	138.6	26.118	83.4	21.727	148.4	1:35.152	92.06	4.580	10:39:15.840
3 -	29.544	106.8	15.975	146.8	25.371	86.3	21.581	149.1	1:32.471	94.73	1.899	10:40:48.311
4 -	<b>29.049</b>	111.8	15.744	145.5	24.992	87.4	21.202	<b>152.5</b>	1:30.987	(2) 96.27	0.415	10:42:19.298
5 -	29.363	109.6	15.842	145.5	25.054	86.8	21.166	150.1	1:31.425	(3) 95.81	0.853	10:43:50.723
6 -	29.515	<b>112.5</b>	15.949	143.7	25.752	77.3	IN PIT		3:17.453	P 44.36	1:46.881	10:47:08.176
7 -	OUTLAP	98.8	17.384	131.0	25.768	82.4	21.947	149.4	1:43.950	84.26	13.378	10:48:52.126
8 -	29.346	109.1	15.781	148.1	24.884	84.8	22.007	150.1	1:32.018	95.19	1.446	10:50:24.144
9 -	33.589	86.4	16.952	138.3	25.275	83.8	21.350	149.4	1:37.166	90.15	6.594	10:52:01.310
10 -	29.630	106.0	15.813	144.6	25.194	81.5	21.325	148.7	1:31.962	95.25	1.390	10:53:33.272
11 -	31.272	104.0	15.894	144.6	25.198	82.8	21.271	147.4	1:33.635	93.55	3.063	10:55:06.907
12 -	29.208	109.2	<b>15.714</b>	144.6	25.096	85.4	21.522	151.4	1:31.540	95.69	0.968	10:56:38.447
<b>13 -</b>	29.156	111.2	15.760	145.8	<b>24.564</b>	<b>88.4</b>	<b>21.092</b>	151.4	<b>1:30.572 (1)</b>	<b>96.71</b>		<b>10:58:09.019</b>
14 -	29.261	110.5	15.878	137.5	25.451	78.8	21.847	145.5	1:32.437	94.76	1.865	10:59:41.456
15 -	29.823	107.7	15.786	<b>148.4</b>	25.317	82.9	21.433	150.4	1:32.359	94.84	1.787	11:01:13.815

P27 66		Sam OSBORNE				Suzuki - MSG Racing Suzuki & Dyno						
IDEAL LAP TIME : 1:30.585		BEST LAP TIME : 1:30.692				DIFFERENCE : 0.107						
LAP	SECTOR 1	SECTOR 2		SECTOR 3		SECTOR 4		LAP TIME	MPH	DIFF	TIME OF DAY	
1 -	OUTLAP	101.5	16.871	137.5	28.191	79.1	22.928	148.1	1:43.113	84.95	12.421	10:37:35.050
2 -	30.372	105.3	16.114	144.0	26.158	84.4	21.955	150.4	1:34.599	92.59	3.907	10:39:09.649
3 -	29.713	104.0	16.123	138.0	25.595	85.5	21.545	150.4	1:32.976	94.21	2.284	10:40:42.625
4 -	29.285	110.9	15.803	143.7	25.142	86.8	21.430	149.4	1:31.660	(3) 95.56	0.968	10:42:14.285
5 -	29.398	112.4	15.854	144.3	25.129	87.1	<b>21.353</b>	149.4	1:31.734	95.49	1.042	10:43:46.019
6 -	29.424	112.7	15.836	146.2	25.577	81.3	IN PIT		7:59.784	P 18.25	6:29.092	10:51:45.803
7 -	OUTLAP	102.7	15.925	144.9	26.934	87.3	21.521	151.1	1:38.082	89.31	7.390	10:53:23.885
8 -	29.079	114.3	15.808	<b>148.7</b>	24.562	<b>94.2</b>	22.678	148.7	1:32.127	95.08	1.435	10:54:56.012
9 -	29.402	112.0	<b>15.741</b>	144.6	25.267	84.7	21.692	<b>151.4</b>	1:32.102	95.11	1.410	10:56:28.114
10 -	29.294	107.5	15.832	145.5	25.029	86.0	21.449	150.1	1:31.604	(2) 95.62	0.912	10:57:59.718
11 -	29.292	<b>116.7</b>	15.871	139.2	25.456	86.2	21.472	150.4	1:32.091	95.12	1.399	10:59:31.809
<b>12 -</b>	<b>28.937</b>	112.4	15.826	146.8	<b>24.554</b>	88.7	21.375	147.1	<b>1:30.692 (1)</b>	<b>96.58</b>		<b>11:01:02.501</b>

QUALIFYING - SECTOR ANALYSIS



SECTOR 1 = FL to I1, SECTOR 2 = I1 to I2 SECTOR 3 = I2 to I3, SECTOR 4 = I3 to FL, DIFF = Difference To Personal Best Lap, P = Crossed Finish Line in Pit Lane, D = Time Disallowed

P28 25		Jorel BOERBOOM				Kawasaki - G&S Bict Groep Racing						
IDEAL LAP TIME : 1:31.036		BEST LAP TIME : 1:31.103				DIFFERENCE : 0.067						
LAP	SECTOR 1	SECTOR 2		SECTOR 3		SECTOR 4		LAP TIME	MPH	DIFF	TIME OF DAY	
1 -	OUTLAP	98.5	17.066	126.8	28.284	75.9	22.865	150.1	1:43.881	84.32	12.778	10:37:35.300
2 -	30.254	105.3	16.309	138.0	26.233	80.9	22.081	150.1	1:34.877	92.32	3.774	10:39:10.177
3 -	29.837	107.8	16.010	141.8	25.700	87.4	21.590	153.5	1:33.137	94.05	2.034	10:40:43.314
4 -	29.442	111.8	15.725	140.9	25.739	86.8	21.625	153.5	1:32.531	94.66	1.428	10:42:15.845
5 -	29.534	113.5	15.825	143.7	25.440	87.8	21.782	151.1	1:32.581	94.61	1.478	10:43:48.426
6 -	30.483	100.9	16.253	140.6	26.305	82.7	IN PIT		7:52.884	P 18.52	6:21.781	10:51:41.310
7 -	OUTLAP	102.1	16.323	135.0	27.697	86.3	22.211	154.6	1:42.971	85.07	11.868	10:53:24.281
8 -	29.110	114.9	<b>15.641</b>	143.3	25.120	92.1	21.751	154.2	1:31.622	(2) 95.60	0.519	10:54:55.903
9 -	29.290	113.7	15.823	145.2	25.272	86.9	21.662	154.2	1:32.047	95.16	0.944	10:56:27.950
10 -	29.097	<b>116.9</b>	15.717	<b>148.4</b>	25.369	87.2	21.464	154.6	1:31.647	(3) 95.58	0.544	10:57:59.597
11 -	29.967	113.1	15.898	134.4	25.701	87.4	<b>21.423</b>	<b>155.3</b>	1:32.989	94.20	1.886	10:59:32.586
12 -	<b>29.090</b>	115.9	<b>15.641</b>	145.5	<b>24.882</b>	<b>92.9</b>	21.490	151.4	<b>1:31.103</b>	(1) <b>96.15</b>		<b>11:01:03.689</b>

P29 33		Connor Rossi THOMSON				Yamaha - Thompson Haulage / Sound Advice						
IDEAL LAP TIME : 1:31.351		BEST LAP TIME : 1:31.459				DIFFERENCE : 0.108						
LAP	SECTOR 1	SECTOR 2		SECTOR 3		SECTOR 4		LAP TIME	MPH	DIFF	TIME OF DAY	
1 -	OUTLAP	92.6	17.421	132.6	27.120	79.9	23.017	145.8	1:43.966	84.25	12.507	10:40:10.626
2 -	31.118	103.4	16.585	135.8	26.176	86.2	22.313	145.5	1:36.192	91.06	4.733	10:41:46.818
3 -	30.560	106.6	16.413	141.5	26.219	84.3	21.955	147.4	1:35.147	92.06	3.688	10:43:21.965
4 -	30.296	109.1	16.427	144.0	26.276	85.5	IN PIT		5:21.931	P 27.21	3:50.472	10:48:43.896
5 -	OUTLAP	107.7	16.771	141.2	26.305	87.2	22.004	147.1	1:39.030	88.45	7.571	10:50:22.926
6 -	29.991	111.6	16.287	139.8	25.407	87.6	21.656	147.8	1:33.341	93.84	1.882	10:51:56.267
7 -	29.566	110.1	16.155	146.5	26.474	91.8	21.655	148.4	1:33.850	93.33	2.391	10:53:30.117
8 -	29.423	111.6	<b>15.972</b>	145.8	25.089	89.1	21.622	149.4	1:32.106	(2) 95.10	0.647	10:55:02.223
9 -	29.549	110.1	16.175	148.1	25.487	90.5	21.816	148.4	1:33.027	(3) 94.16	1.568	10:56:35.250
10 -	29.213	<b>112.7</b>	15.978	<b>148.7</b>	<b>24.855</b>	89.8	<b>21.413</b>	<b>150.1</b>	<b>1:31.459</b>	(1) <b>95.77</b>		<b>10:58:06.709</b>
11 -	<b>29.111</b>	112.4	16.056	145.5	24.905	<b>94.9</b>	23.927	147.8	1:33.999	93.19	2.540	10:59:40.708

P30 39		Max MORGAN				Kawasaki - MSS Performance						
IDEAL LAP TIME : 1:31.244		BEST LAP TIME : 1:31.492				DIFFERENCE : 0.248						
LAP	SECTOR 1	SECTOR 2		SECTOR 3		SECTOR 4		LAP TIME	MPH	DIFF	TIME OF DAY	
1 -	OUTLAP	102.4	16.813	138.6	28.864	73.9	23.595	151.4	1:45.449	83.07	13.957	10:37:52.169
2 -	30.230	109.4	15.954	152.8	26.135	84.2	22.175	151.8	1:34.494	92.70	3.002	10:39:26.663
3 -	29.512	112.9	15.857	154.2	25.315	86.7	21.812	<b>153.5</b>	1:32.496	94.70	1.004	10:40:59.159
4 -	29.118	113.1	15.778	156.4	25.115	90.6	21.481	<b>153.5</b>	<b>1:31.492</b>	(1) <b>95.74</b>		<b>10:42:30.651</b>
5 -	29.314	106.6	16.193	129.5	26.436	87.1	IN PIT		5:49.426	P 25.06	4:17.934	10:48:20.077
6 -	OUTLAP	105.8	16.032	153.5	26.163	83.3	22.264	151.8	1:40.694	86.99	9.202	10:50:00.771
7 -	29.297	112.4	15.897	155.7	25.104	<b>90.8</b>	22.701	150.8	1:32.999	94.19	1.507	10:51:33.770
8 -	29.030	112.2	15.955	155.3	28.992	87.9	21.923	151.1	1:35.900	91.34	4.408	10:53:09.670
9 -	29.292	112.0	15.830	<b>157.1</b>	<b>25.073</b>	89.5	<b>21.469</b>	152.5	1:31.664	(2) 95.56	0.172	10:54:41.334
10 -	29.126	114.7	15.809	156.7	25.273	88.7	21.631	151.4	1:31.839	(3) 95.38	0.347	10:56:13.173
11 -	29.058	<b>117.9</b>	15.779	152.5	25.690	87.6	21.992	152.1	1:32.519	94.68	1.027	10:57:45.692
12 -	29.131	114.5	15.793	151.8	26.137	82.6	22.268	151.4	1:33.329	93.85	1.837	10:59:19.021
13 -	<b>29.005</b>	115.9	<b>15.697</b>	156.7	25.473	83.6	22.105	146.2	1:32.280	94.92	0.788	11:00:51.301

# MCRCB BULLETIN TK125

## 2022 Bennetts British Superbike Championship - Round 11

## 2022 Pirelli National Superstock Championship with MotoNovo

### QUALIFYING - SECTOR ANALYSIS



SECTOR 1 = FL to I1, SECTOR 2 = I1 to I2 SECTOR 3 = I2 to I3, SECTOR 4 = I3 to FL, DIFF = Difference To Personal Best Lap, P = Crossed Finish Line in Pit Lane, D = Time Disallowed

P31 26		Joe MOORE				Suzuki - Clearline Racing						
IDEAL LAP TIME : 1:31.119		BEST LAP TIME : 1:31.701				DIFFERENCE : 0.582						
LAP	SECTOR 1	SECTOR 2		SECTOR 3		SECTOR 4		LAP TIME	MPH	DIFF	TIME OF DAY	
1 -	OUTLAP	89.1	17.368	129.5	28.174	76.6	22.815	150.1	1:43.261	84.83	11.560	10:38:18.935
2 -	30.549	100.6	16.625	138.3	26.435	84.3	22.168	151.1	1:35.777	91.46	4.076	10:39:54.712
3 -	30.075	107.2	16.374	135.0	26.142	82.0	22.136	150.4	1:34.727	92.47	3.026	10:41:29.439
4 -	29.929	<b>115.5</b>	15.828	149.4	25.819	87.0	21.775	153.2	1:33.351	93.83	1.650	10:43:02.790
5 -	29.708	107.5	16.013	150.1	25.559	86.4	21.537	151.8	1:32.817	94.37	1.116	10:44:35.607
6 -	30.051	113.5	15.942	150.8	25.252	85.9	21.589	152.8	1:32.834	94.36	1.133	10:46:08.441
7 -	29.242	112.4	<b>15.736</b>	<b>152.8</b>	25.722	86.1	21.674	151.8	1:32.374	94.83	0.673	10:47:40.815
8 -	29.758	112.9	16.014	148.1	26.226	85.1	IN PIT		5:22.620	<b>P</b>	3:50.919	10:53:03.435
9 -	OUTLAP	110.5	16.087	144.6	25.655	87.7	21.849	152.5	1:41.627	86.19	9.926	10:54:45.062
10 -	29.468	110.7	15.865	151.4	<b>25.179</b>	<b>88.6</b>	21.438	<b>153.9</b>	1:31.950	<b>(3)</b>	0.249	10:56:17.012
11 -	29.004	111.2	15.982	152.1	25.266	85.8	21.777	152.8	1:32.029	95.18	0.328	10:57:49.041
12 -	<b>28.818</b>	113.5	15.849	146.8	25.652	85.2	21.417	153.5	1:31.736	<b>(2)</b>	0.035	10:59:20.777
<b>13 -</b>	29.123	108.0	15.947	149.1	25.245	87.3	<b>21.386</b>	153.5	<b>1:31.701</b>	<b>(1)</b>	<b>95.52</b>	<b>11:00:52.478</b>

P32 76		Luke VERWEY				BMW - WSE Racing						
IDEAL LAP TIME : 1:31.864		BEST LAP TIME : 1:31.965				DIFFERENCE : 0.101						
LAP	SECTOR 1	SECTOR 2		SECTOR 3		SECTOR 4		LAP TIME	MPH	DIFF	TIME OF DAY	
1 -	OUTLAP	101.6	16.547	142.4	26.657	76.2	22.349	147.4	1:40.430	87.22	8.465	10:38:05.652
2 -	30.204	105.6	16.033	146.8	25.711	81.7	22.264	151.4	1:34.212	92.98	2.247	10:39:39.864
3 -	31.458	103.7	15.985	148.1	25.929	79.7	21.842	148.1	1:35.214	92.00	3.249	10:41:15.078
4 -	29.804	110.1	16.094	145.2	25.730	82.6	21.932	149.7	1:33.560	93.62	1.595	10:42:48.638
5 -	30.030	108.5	15.928	148.7	25.390	84.2	21.948	151.8	1:33.296	93.89	1.331	10:44:21.934
6 -	30.014	112.5	16.216	134.7	26.418	79.4	IN PIT		3:57.231	<b>P</b>	2:25.266	10:48:19.165
7 -	OUTLAP	103.4	16.262	140.1	25.689	82.8	21.707	151.8	1:38.638	88.80	6.673	10:49:57.803
8 -	29.623	111.6	15.875	<b>150.1</b>	<b>25.004</b>	<b>89.1</b>	21.887	<b>152.5</b>	1:32.389	<b>(2)</b>	0.424	10:51:30.192
<b>9 -</b>	<b>29.584</b>	112.9	15.692	148.4	25.046	85.2	<b>21.643</b>	151.4	<b>1:31.965</b>	<b>(1)</b>	<b>95.25</b>	<b>10:53:02.157</b>
10 -	29.687	112.2	<b>15.633</b>	148.7	25.244	82.8	22.005	149.4	1:32.569	<b>(3)</b>	0.604	10:54:34.726
11 -	29.875	<b>114.5</b>	15.935	145.8	25.948	83.0	IN PIT		2:30.538	<b>P</b>	58.19	10:57:05.264

P33 22		Dave MACKAY				Suzuki - True Heroes Racing							
IDEAL LAP TIME : 1:31.346		BEST LAP TIME : 1:32.025				DIFFERENCE : 0.679							
LAP	SECTOR 1	SECTOR 2		SECTOR 3		SECTOR 4		LAP TIME	MPH	DIFF	TIME OF DAY		
1 -	OUTLAP	98.5	17.569	128.8	29.173	73.7	23.730	147.4	1:47.137	81.76	15.112	10:38:17.828	
2 -	31.433	99.4	16.638	139.2	26.283	83.1	22.253	150.8	1:36.607	90.67	4.582	10:39:54.435	
3 -	30.160	106.1	16.441	139.8	26.111	85.4	21.974	152.5	1:34.686	92.51	2.661	10:41:29.121	
4 -	30.230	105.1	16.421	145.8	25.841	89.1	22.047	150.4	1:34.539	92.65	2.514	10:43:03.660	
5 -	29.782	103.2	16.073	147.8	25.229	89.8	21.657	152.8	1:32.741	94.45	0.716	10:44:36.401	
6 -	30.106	102.1	16.120	138.3	25.770	82.2	IN PIT		4:48.590	<b>P</b>	30.35	3:16.565	10:49:24.991
7 -	OUTLAP	97.9	16.993	133.6	26.331	84.6	21.909	150.8	1:40.396	87.25	8.371	10:51:05.387	
<b>8 -</b>	29.559	108.0	15.970	144.9	25.099	88.5	21.397	152.1	<b>1:32.025</b>	<b>(1)</b>	<b>95.18</b>	<b>10:52:37.412</b>	
9 -	29.663	109.2	16.130	142.7	25.255	85.5	21.559	149.1	1:32.607	94.59	0.582	10:54:10.019	
10 -	30.083	108.5	15.905	146.8	<b>24.788</b>	88.4	21.433	152.5	1:32.209	<b>(3)</b>	0.184	10:55:42.228	
11 -	29.983	<b>112.4</b>	<b>15.767</b>	<b>148.7</b>	24.945	87.6	21.418	150.1	1:32.113	<b>(2)</b>	0.088	10:57:14.341	
12 -	<b>29.446</b>	104.5	16.370	140.9	26.706	85.0	22.258	148.4	1:34.780	92.42	2.755	10:58:49.121	
13 -	29.561	107.3	16.191	135.2	25.416	88.5	21.377	152.8	1:32.545	94.65	0.520	11:00:21.666	
14 -	29.482	101.0	16.495	147.4	24.897	<b>90.1</b>	<b>21.345</b>	<b>153.2</b>	1:32.219	94.98	0.194	11:01:53.885	

P34 16		James BUCHANAN				Kawasaki - Blue Motion Racing						
IDEAL LAP TIME : 1:39.332		BEST LAP TIME : 1:39.332				DIFFERENCE : 0.000						
LAP	SECTOR 1	SECTOR 2		SECTOR 3		SECTOR 4		LAP TIME	MPH	DIFF	TIME OF DAY	
1 -	32.694	89.8	17.815	113.3	27.984	79.0	23.865	137.7	1:42.358	85.58	3.026	10:56:58.644
2 -	32.199	<b>97.9</b>	17.147	118.1	27.810	83.4	23.383	131.8	1:40.539	<b>(3)</b>	1.207	10:58:39.183
3 -	32.083	94.3	17.075	<b>128.0</b>	27.776	78.2	23.129	140.6	1:40.063	<b>(2)</b>	0.731	11:00:19.246
<b>4 -</b>	<b>31.638</b>	95.3	<b>17.046</b>	126.8	<b>27.658</b>	<b>83.7</b>	<b>22.990</b>	137.7	<b>1:39.332</b>	<b>(1)</b>	<b>88.18</b>	<b>11:01:58.578</b>

# MCRCB BULLETIN TK126

## 2022 Bennetts British Superbike Championship - Round 11

## 2022 Pirelli National Superstock Championship with MotoNovo

### QUALIFYING - BEST SECTORS

SECTOR 1				SECTOR 2		SECTOR 3		SECTOR 4		IDEAL / BEST COMPARISON								
POS	NO	NAME	TIME	NO	NAME	TIME	NO	NAME	TIME	POS	NO	NAME	IDEAL	BEST	DIFF			
													<b>PERFECT LAP</b>	<b>1:26.291</b>				
1	3	McCONNIE	27.473	3	McCONNIE	14.890	3	McCONNIE	23.607	75	OLSEN	20.321	1	3	McCONNELL	1:26.321	1:26.641	0.320
2	4	LINFOOT	27.751	4	LINFOOT	14.916	27	ESTMENT	23.736	4	LINFOOT	20.334	2	4	LINFOOT	1:26.752	1:27.027	0.275
3	21	WARD	27.751	75	OLSEN	14.930	4	LINFOOT	23.751	3	McCONNIE	20.351	3	75	OLSEN	1:27.095	1:27.155	0.060
4	14	NEAVE	27.917	20	OLIVER	15.003	14	NEAVE	23.849	51	ELLIOTT	20.437	4	21	WARD	1:27.376	1:27.571	0.195
5	5	KERR	27.957	21	WARD	15.005	75	OLSEN	23.872	18	WINFIEL	20.490	5	5	KERR	1:27.457	1:27.710	0.253
6	75	OLSEN	27.972	5	KERR	15.011	40	FRANCIS	23.873	14	NEAVE	20.514	6	14	NEAVE	1:27.458	1:27.571	0.113
7	40	FRANCIS	28.020	44	NIXON	15.018	5	KERR	23.965	5	KERR	20.524	7	27	ESTMENT	1:27.557	1:27.658	0.101
8	27	ESTMENT	28.024	2	TOMS	15.067	18	WINFIEL	23.984	21	WARD	20.623	8	51	ELLIOTT	1:27.686	1:27.766	0.080
9	51	ELLIOTT	28.119	51	ELLIOTT	15.068	21	WARD	23.997	27	ESTMENT	20.640	9	40	FRANCIS	1:27.836	1:27.837	0.001
10	18	WINFIEL	28.247	23	HEDGER	15.139	51	ELLIOTT	24.062	20	OLIVER	20.648	10	18	WINFIELD	1:27.874	1:27.903	0.029
11	44	NIXON	28.264	18	WINFIEL	15.153	96	PAASCH	24.090	40	FRANCIS	20.673	11	20	OLIVER	1:28.102	1:28.220	0.118
12	96	PAASCH	28.268	27	ESTMENT	15.157	55	BEECH	24.114	2	TOMS	20.719	12	96	PAASCH	1:28.335	1:28.335	0.000
13	20	OLIVER	28.277	14	NEAVE	15.178	20	OLIVER	24.174	23	HEDGER	20.736	13	44	NIXON	1:28.391	1:28.410	0.019
14	2	TOMS	28.314	77	HARRAN	15.178	30	MONEALY	24.341	44	NIXON	20.737	14	2	TOMS	1:28.468	1:28.568	0.100
15	19	TALBOT	28.320	59	TRUELOV	15.223	2	TOMS	24.368	77	HARRAN	20.740	15	55	BEECH	1:28.512	1:28.682	0.170
16	30	McNEALY	28.347	96	PAASCH	15.227	44	NIXON	24.372	96	PAASCH	20.750	16	23	HEDGER	1:28.777	1:28.945	0.168
17	55	BEECH	28.391	55	BEECH	15.234	23	HEDGER	24.374	55	BEECH	20.773	17	77	HARRAN	1:28.832	1:29.108	0.276
18	59	TRUELOV	28.401	40	FRANCIS	15.270	37	HILLIER	24.388	59	TRUELOV	20.825	18	59	TRUELOVE	1:28.914	1:28.994	0.080
19	77	HARRAN	28.450	19	TALBOT	15.354	77	HARRAN	24.464	31	COX	20.947	19	30	McNEALY	1:29.174	1:29.261	0.087
20	37	HILLIER	28.484	37	HILLIER	15.382	59	TRUELOV	24.465	99	LUXTON	20.962	20	37	HILLIER	1:29.250	1:29.420	0.170
21	23	HEDGER	28.528	31	COX	15.422	19	TALBOT	24.533	30	McNEALY	20.972	21	19	TALBOT	1:29.263	1:29.410	0.147
22	99	LUXTON	28.731	94	STAINTO	15.461	66	OSBORNE	24.554	37	HILLIER	20.996	22	31	COX	1:29.859	1:30.030	0.171
23	26	MOORE	28.818	99	LUXTON	15.498	61	SELLERS	24.564	19	TALBOT	21.056	23	99	LUXTON	1:30.123	1:30.315	0.192
24	31	COX	28.859	30	McNEALY	15.514	31	COX	24.631	73	BROOK	21.065	24	94	STAINTON	1:30.155	1:30.286	0.131
25	94	STAINTO	28.898	73	BROOK	15.559	94	STAINTO	24.677	61	SELLERS	21.092	25	73	BROOK	1:30.343	1:30.343	0.000
26	66	OSBORNE	28.937	76	VERWEY	15.633	73	BROOK	24.776	94	STAINTO	21.119	26	61	SELLERS	1:30.419	1:30.572	0.153
27	73	BROOK	28.943	25	BOERBOO	15.641	22	MACKAY	24.788	22	MACKAY	21.345	27	66	OSBORNE	1:30.585	1:30.692	0.107
28	39	MORGAN	29.005	39	MORGAN	15.697	33	THOMSON	24.855	66	OSBORNE	21.353	28	25	BOERBOOM	1:31.036	1:31.103	0.067
29	61	SELLERS	29.049	61	SELLERS	15.714	25	BOERBOO	24.882	26	MOORE	21.386	29	26	MOORE	1:31.119	1:31.701	0.582
30	25	BOERBOO	29.090	26	MOORE	15.736	99	LUXTON	24.932	33	THOMSON	21.413	30	39	MORGAN	1:31.244	1:31.492	0.248
31	33	THOMSON	29.111	66	OSBORNE	15.741	76	VERWEY	25.004	25	BOERBOO	21.423	31	22	MACKAY	1:31.346	1:32.025	0.679
32	22	MACKAY	29.446	22	MACKAY	15.767	39	MORGAN	25.073	39	MORGAN	21.469	32	33	THOMSON	1:31.351	1:31.459	0.108
33	76	VERWEY	29.584	33	THOMSON	15.972	26	MOORE	25.179	76	VERWEY	21.643	33	76	VERWEY	1:31.864	1:31.965	0.101
34	16	BUCHANA	31.638	16	BUCHANA	17.046	16	BUCHANA	27.658	16	BUCHANA	22.990	34	16	BUCHANAN	1:39.332	1:39.332	0.000

**MCRCB BULLETIN TK127****2022 Bennetts British Superbike Championship - Round 11****2022 Pirelli National Superstock Championship with MotoNovo****QUALIFYING - BEST SPEEDS**

POS	INTERMEDIATE 1		INTERMEDIATE 2		INTERMEDIATE 3		FINISH LINE		MPH			
	NO	NAME	MPH	NO	NAME	MPH	NO	NAME				
1	21	WARD	127.3	5	KERR	163.6	3	McCONNELL	97.5	4	LINFOOT	162.0
2	51	ELLIOTT	126.6	3	McCONNELL	162.8	14	NEAVE	96.8	75	OLSEN	161.3
3	3	McCONNELL	125.4	14	NEAVE	162.8	73	BROOK	96.8	3	McCONNELL	160.9
4	40	FRANCIS	125.2	20	OLIVER	162.4	51	ELLIOTT	96.6	5	KERR	160.9
5	4	LINFOOT	124.9	23	HEDGER	161.7	55	BEECH	95.8	2	TOMS	160.9
6	75	OLSEN	124.5	4	LINFOOT	161.3	2	TOMS	95.7	51	ELLIOTT	160.5
7	59	TRUELOVE	124.0	40	FRANCIS	161.3	75	OLSEN	95.4	23	HEDGER	160.5
8	14	NEAVE	123.1	21	WARD	160.9	33	THOMSON	94.9	59	TRUELOVE	160.5
9	27	ESTMENT	122.9	37	HILLIER	160.9	44	NIXON	94.7	18	WINFIELD	160.1
10	55	BEECH	122.9	75	OLSEN	160.5	40	FRANCIS	94.5	20	OLIVER	159.7
11	2	TOMS	122.0	55	BEECH	160.5	27	ESTMENT	94.2	44	NIXON	159.4
12	5	KERR	121.1	59	TRUELOVE	159.0	30	McNEALY	94.2	37	HILLIER	159.0
13	77	HARRAN	121.1	27	ESTMENT	158.2	66	OSBORNE	94.2	14	NEAVE	158.6
14	37	HILLIER	121.1	2	TOMS	157.1	20	OLIVER	94.1	27	ESTMENT	158.2
15	20	OLIVER	120.9	39	MORGAN	157.1	5	KERR	93.7	77	HARRAN	158.2
16	18	WINFIELD	120.4	51	ELLIOTT	156.4	77	HARRAN	93.5	94	STAINTON	158.2
17	19	TALBOT	120.2	18	WINFIELD	156.0	37	HILLIER	93.5	55	BEECH	157.9
18	23	HEDGER	120.0	94	STAINTON	156.0	96	PAASCH	93.0	99	LUXTON	157.9
19	94	STAINTON	120.0	96	PAASCH	155.7	23	HEDGER	92.9	21	WARD	157.5
20	44	NIXON	119.8	44	NIXON	155.3	25	BOERBOOM	92.9	96	PAASCH	157.5
21	96	PAASCH	118.9	19	TALBOT	155.3	18	WINFIELD	92.8	40	FRANCIS	156.7
22	30	McNEALY	117.9	77	HARRAN	153.9	4	LINFOOT	92.4	19	TALBOT	156.7
23	39	MORGAN	117.9	26	MOORE	152.8	94	STAINTON	92.4	31	COX	156.0
24	25	BOERBOOM	116.9	31	COX	152.1	21	WARD	92.0	30	McNEALY	155.3
25	66	OSBORNE	116.7	76	VERWEY	150.1	59	TRUELOVE	91.9	25	BOERBOOM	155.3
26	31	COX	116.1	99	LUXTON	149.7	19	TALBOT	90.8	73	BROOK	153.9
27	73	BROOK	116.1	66	OSBORNE	148.7	39	MORGAN	90.8	26	MOORE	153.9
28	26	MOORE	115.5	33	THOMSON	148.7	31	COX	90.3	39	MORGAN	153.5
29	99	LUXTON	114.9	22	MACKAY	148.7	22	MACKAY	90.1	22	MACKAY	153.2
30	76	VERWEY	114.5	61	SELLERS	148.4	76	VERWEY	89.1	61	SELLERS	152.5
31	33	THOMSON	112.7	25	BOERBOOM	148.4	26	MOORE	88.6	76	VERWEY	152.5
32	61	SELLERS	112.5	73	BROOK	147.4	61	SELLERS	88.4	66	OSBORNE	151.4
33	22	MACKAY	112.4	30	McNEALY	146.2	99	LUXTON	87.8	33	THOMSON	150.1
34	16	BUCHANAN	97.9	16	BUCHANAN	128.0	16	BUCHANAN	83.7	16	BUCHANAN	142.1

# MCRCB BULLETIN TK128

## 2022 Bennetts British Superbike Championship - Round 11

## 2022 Pirelli National Superstock Championship with MotoNovo

### QUALIFYING - STATISTICS

Competitors Started	34
Planned Start	2022-10-15 @ 10:35:00.000
Actual Start	2022-10-15 @ 10:35:41.017
Finish Time	2022-10-15 @ 11:00:41.017
Track Length	2.4332mi.
Total Laps	413
Total Distance Covered	1004.9486mi.

### Session Fastest Lap History

NO	NAME	LAP TIME	TIME OF DAY	LAP	VEHICLE
18	Shaun WINFIELD	1:31.824	10:39:00.953	2	Honda
59	Matt TRUELOVE	1:31.811	10:39:01.417	2	Honda
40	Joe FRANCIS	1:29.655	10:39:35.356	2	Kawasaki
40	Joe FRANCIS	1:29.328	10:41:04.684	3	Kawasaki
5	Richard KERR	1:29.128	10:42:15.887	3	Honda
40	Joe FRANCIS	1:28.995	10:42:33.679	4	Kawasaki
27	Bjorn ESTMENT	1:28.868	10:42:58.108	4	Suzuki
21	Tom WARD	1:28.495	10:46:42.454	5	Aprilia
3	Billy McCONNELL	1:27.849	10:47:04.782	6	Honda
40	Joe FRANCIS	1:27.837	10:53:44.316	7	Kawasaki
75	Alex OLSEN	1:27.573	10:56:36.177	7	BMW
4	Dan LINFOOT	1:27.214	10:56:37.353	9	Honda
4	Dan LINFOOT	1:27.027	10:58:04.380	10	Honda
3	Billy McCONNELL	1:26.641	10:59:09.306	10	Honda

### Flag History

TYPE	TIME OF DAY
GREEN	10:35:41.017
FINISH	11:00:41.017

### Flag Statistics

TYPE	COUNT	TOTAL LAPS	TOTAL TIME
Green	1	15	0.000
Red	0	0	0.000
Safety Car	0	0	0.000
FCY	0	0	0.000

# MCRCB BULLETIN TK129

## 2022 Bennetts British Superbike Championship - Round 11

## 2022 Pirelli National Superstock Championship with MotoNovo

### QUALIFYING - SESSION NOTES

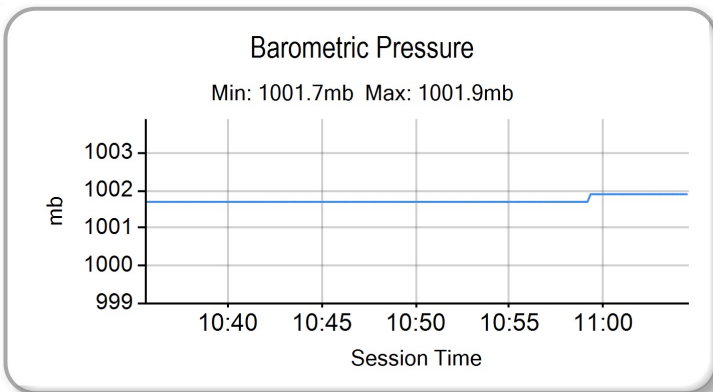
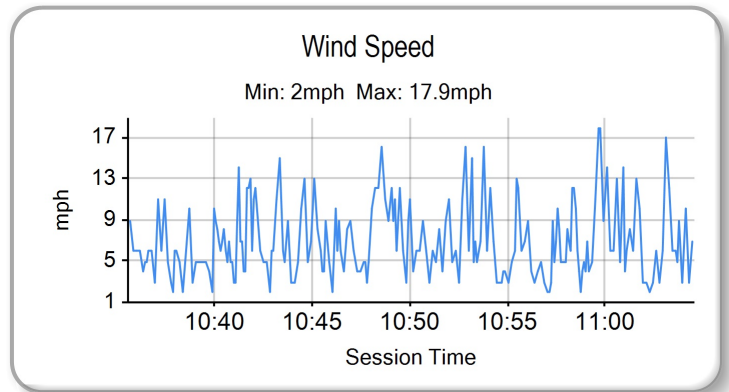
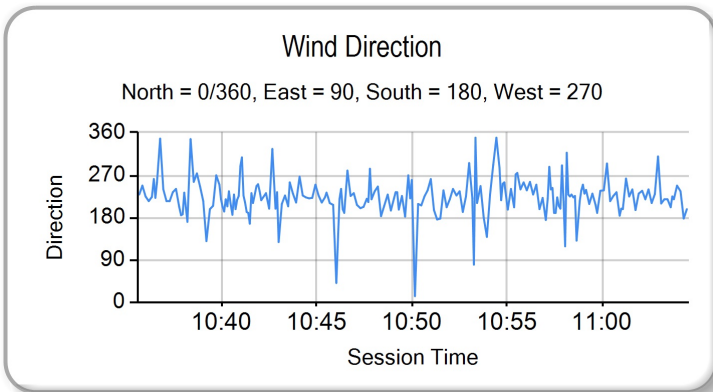
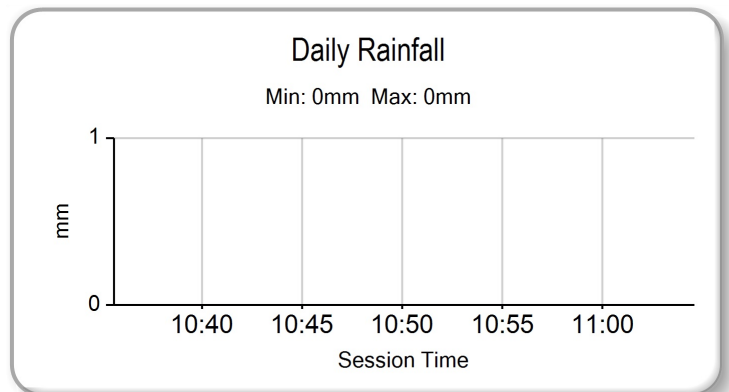
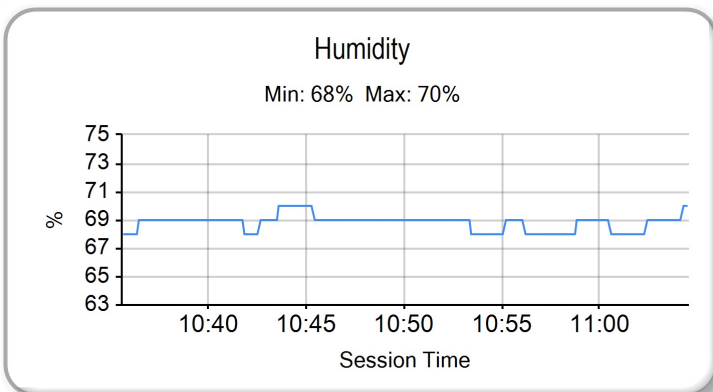
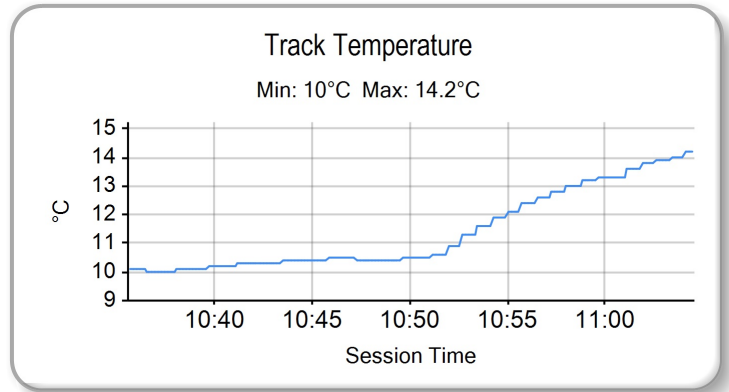
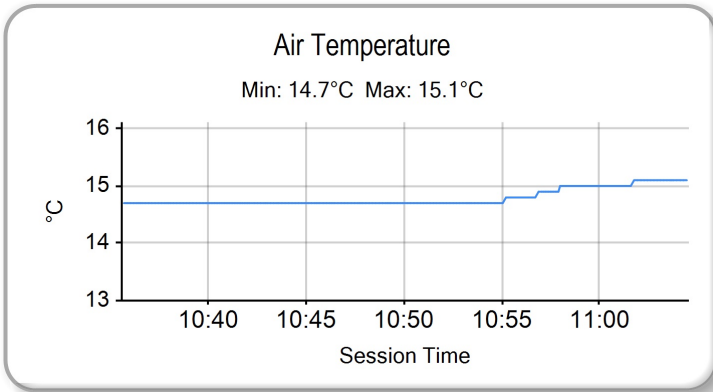
TIME	MESSAGE
10:54:12	NO. 55 FALLER AT DRUIDS - RIDER OK
10:58:38	NO. 21 FALLER AT HAWTHORN BEND - RIDER OK

# MCRCB BULLETIN TK130

## 2022 Bennetts British Superbike Championship - Round 11

## 2022 Pirelli National Superstock Championship with MotoNovo

### QUALIFYING - WEATHER CONDITIONS







ROW 11	33	1:32.025	22	Dave MACKAY	32	1:31.965	76	Luke VERWEY	31	1:31.701	26	Joe MOORE
ROW 10	30	1:31.492	39	Max MORGAN	29	1:31.459	33	Connor Rossi THOMSON	28	1:31.103	25	Jorel BOERBOOM
ROW 9	27	1:30.692	66	Sam OSBORNE	26	1:30.572	61	David SELLERS	25	1:30.343	73	David BROOK
ROW 8	24	1:30.315	99	Ben LUXTON	23	1:30.286	94	Max STANTON	22	1:30.030	31	Sam COX
ROW 7	21	1:29.420	37	James HILLIER	20	1:29.410	19	Joe TALBOT	19	1:29.261	30	Rob McNEALY
ROW 6	18	1:29.108	77	Brent HARRAN	17	1:28.994	59	Matt TRUELOVE	16	1:28.945	23	Luke HEDGER
ROW 5	15	1:28.682	55	Ash BEECH	14	1:28.568	2	TJ TOMS	13	1:28.410	44	Jack NIXON
ROW 4	12	1:28.335	96	Brandon PAASCH	11	1:28.220	20	Tom OLIVER	10	1:27.903	18	Shaun WINFIELD
ROW 3	9	1:27.837	40	Joe FRANCIS	8	1:27.766	51	Brayden ELLIOTT	7	1:27.710	5	Richard KERR
ROW 2	6	1:27.658	27	Bjorn ESTMENT	5	1:27.571	21	Tom WARD	4	1:27.571	14	Tim NEAVE
ROW 1	3	1:27.155	75	Alex OLSEN	2	1:27.027	4	Dan LINFOOT	1	1:26.641	3	Billy McCONNELL
<b>Pole</b>												

Brands Hatch GP: 2.4332 miles

These results are provisional until the conclusion of any judicial and technical matters.

Race Director : Stuart Higgs <i>S. Higgs</i>	Stewards :	Timekeeper : Richard Evans <i>R. EVANS</i>
<small>Digitally Approved at 11:11 Saturday, 15 October 2022</small>		<small>Digitally Approved at 11:09 Saturday, 15 October 2022</small>

Results can be found at [www.britishsuperbike.com](http://www.britishsuperbike.com)

Printed - 11:05 Saturday, 15 October 2022



## FREE PRACTICE 3 - CLASSIFICATION



POS	NO	NAME	NAT	ENTRY	TIME	ON	LAPS	GAP	DIFF	MPH
1	5	Richard KERR	IRL	Honda - AMD Motorsport	1:27.601	3	7			99.99
2	51	Brayden ELLIOTT	AUS	Honda - CFS Filtration No Bull Racing	1:28.059	5	7	0.458	0.458	99.47
3	40	Joe FRANCIS	GBR	Kawasaki - Stauff Fluid Power Kawasaki	1:28.107	5	7	0.506	0.048	99.42
4	75	Alex OLSEN	GBR	BMW - FHO Racing with Kobelco	1:28.185	3	6	0.584	0.078	99.33
5	14	Tim NEAVE	GBR	Yamaha - Edwards Yamaha	1:28.235	7	7	0.634	0.050	99.27
6	4	Dan LINFOOT	GBR	Honda - Optimum Bikes Racing	1:28.266	4	7	0.665	0.031	99.24
7	55	Ash BEECH	GBR	Honda - Jones Dorling Racing	1:28.478	5	7	0.877	0.212	99.00
8	44	Jack NIXON	GBR	BMW - FHO Racing with Kobelco	1:28.843	7	7	1.242	0.365	98.59
9	59	Matt TRUELOVE	GBR	Honda - TAG Racing Honda	1:28.990	7	7	1.389	0.147	98.43
10	23	Luke HEDGER	GBR	Kawasaki - Platform Hire Racing	1:29.067	5	5	1.466	0.077	98.35
11	2	TJ TOMS	GBR	Kawasaki - Platform Hire Racing	1:29.100	7	7	1.499	0.033	98.31
12	18	Shaun WINFIELD	GBR	Honda - TAG Racing Honda	1:29.134	3	7	1.533	0.034	98.27
13	96	Brandon PAASCH	USA	Suzuki - VisionTrack Suzuki	1:29.213	7	7	1.612	0.079	98.19
14	77	Brent HARRAN	RSA	Honda - Optimum Bikes Racing	1:29.355	5	7	1.754	0.142	98.03
15	27	Bjorn ESTMENT	RSA	Suzuki - Specsavers Suzuki by Hawk Racing	1:29.376	4	7	1.775	0.021	98.01
16	20	Tom OLIVER	GBR	Aprilia - IN Competition / Aprilia	1:29.377	5	7	1.776	0.001	98.01
17	19	Joe TALBOT	GBR	Kawasaki - Cheshire Mouldings Kawasaki by JR Perfor	1:29.477	7	7	1.876	0.100	97.90
18	31	Sam COX	GBR	BMW - Sam Cox Racing with Belcom Cables Ltd	1:29.603	5	7	2.002	0.126	97.76
19	37	James HILLIER	GBR	Yamaha - Rich Energy OMG Racing	1:29.782	4	7	2.181	0.179	97.56
20	99	Ben LUXTON	GBR	BMW - Team XG Racing	1:30.345	5	7	2.744	0.563	96.95
21	25	Jorel BOERBOOM	NLD	Kawasaki - G&S Bict Groep Racing	1:30.800	7	7	3.199	0.455	96.47
22	39	Max MORGAN	GBR	Kawasaki - MSS Performance	1:30.840	4	6	3.239	0.040	96.43
23	61	David SELLERS	GBR	Suzuki - True Heroes Racing	1:30.895	7	7	3.294	0.055	96.37
24	94	Max STANTON	GBR	BMW - PHR Performance	1:30.938	6	7	3.337	0.043	96.32
25	26	Joe MOORE	GBR	Suzuki - Clearline Racing	1:31.077	6	6	3.476	0.139	96.18
26	66	Sam OSBORNE	GBR	Suzuki - MSG Racing Suzuki & Dyno	1:31.114	6	7	3.513	0.037	96.14
27	22	Dave MACKAY	GBR	Suzuki - True Heroes Racing	1:31.477	5	7	3.876	0.363	95.76
28	33	Connor Rossi THOMSON	GBR	Yamaha - Thompson Haulage / Sound Advice	1:31.507	4	5	3.906	0.030	95.72
29	73	David BROOK	GBR	Honda - Guildford Audio by Brook Motorsport	1:31.831	5	7	4.230	0.324	95.39
30	76	Luke VERWEY	GBR	BMW - WSE Racing	1:32.739	6	7	5.138	0.908	94.45

Weather / Track : Cloudy / Dry

These results are provisional until the conclusion of any judicial and technical matters.

Brands Hatch GP: 2.4332 miles

Date: 15/10/2022 Start: 17:15 Finish: 17:25

Race Director : Stuart Higgs <i>S. Higgs</i>	Stewards :	Timekeeper : Richard Evans <i>R. EVANS</i>
<small>Digitally Approved at 17:40 Saturday, 15 October 2022</small>		<small>Digitally Approved at 17:38 Saturday, 15 October 2022</small>

Results can be found at [www.britishsuperbike.com](http://www.britishsuperbike.com)

Printed - 17:31 Saturday, 15 October 2022

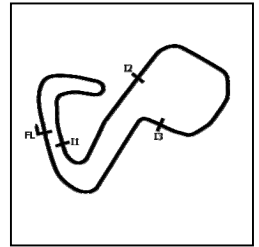


# MCRCB BULLETIN TK234

## 2022 Bennetts British Superbike Championship - Round 11

## 2022 Pirelli National Superstock Championship with MotoNovo

### FREE PRACTICE 3 - SECTOR ANALYSIS



SECTOR 1 = FL to I1, SECTOR 2 = I1 to I2 SECTOR 3 = I2 to I3, SECTOR 4 = I3 to FL, DIFF = Difference To Personal Best Lap, P = Crossed Finish Line in Pit Lane, D = Time Disallowed

P1		5		Richard KERR				Honda - AMD Motorsport				
IDEAL LAP TIME : 1:27.421		BEST LAP TIME : 1:27.601				DIFFERENCE : 0.180						
LAP	SECTOR 1	SECTOR 2		SECTOR 3		SECTOR 4		LAP TIME	MPH	DIFF	TIME OF DAY	
1 -	OUTLAP	108.9	15.682	151.8	24.607	90.0	20.763	158.2	1:32.341	94.86	4.740	17:17:18.910
2 -	28.527	114.9	15.311	164.4	24.101	<b>92.9</b>	20.745	158.6	1:28.684	98.77	1.083	17:18:47.594
3 -	<b>28.034</b>	120.0	15.089	<b>166.9</b>	23.949	91.3	<b>20.529</b>	<b>160.5</b>	<b>1:27.601 (1)</b>	<b>99.99</b>		<b>17:20:15.195</b>
4 -	28.464	108.7	16.161	148.7	24.954	84.0	21.035	159.7	1:30.614	96.67	3.013	17:21:45.809
5 -	28.108	120.6	<b>14.988</b>	165.6	23.932	88.1	20.782	159.7	1:27.810 (2)	99.75	0.209	17:23:13.619
6 -	31.143	110.1	15.634	148.7	25.528	86.3	21.787	159.4	1:34.092	93.09	6.491	17:24:47.711
7 -	28.153	<b>122.0</b>	15.076	165.6	<b>23.870</b>	92.6	21.079	143.0	1:28.178 (3)	99.34	0.577	17:26:15.889

P2		51		Brayden ELLIOTT				Honda - CFS Filtration No Bull Racing				
IDEAL LAP TIME : 1:28.017		BEST LAP TIME : 1:28.059				DIFFERENCE : 0.042						
LAP	SECTOR 1	SECTOR 2		SECTOR 3		SECTOR 4		LAP TIME	MPH	DIFF	TIME OF DAY	
1 -	OUTLAP	115.5	15.505	149.4	24.331	91.1	20.794	<b>158.2</b>	1:33.382	93.80	5.323	17:16:41.055
2 -	28.467	116.9	15.293	155.7	24.190	92.6	20.722	157.5	1:28.672	98.78	0.613	17:18:09.727
3 -	28.573	116.9	15.214	156.0	24.284	93.2	20.572	157.9	1:28.643	98.82	0.584	17:19:38.370
4 -	28.368	119.6	<b>15.122</b>	157.5	24.380	94.5	20.565	<b>158.2</b>	1:28.435 (2)	99.05	0.376	17:21:06.805
5 -	<b>28.172</b>	120.6	15.164	<b>158.2</b>	<b>24.169</b>	96.1	<b>20.554</b>	<b>158.2</b>	<b>1:28.059 (1)</b>	<b>99.47</b>		<b>17:22:34.864</b>
6 -	29.155	110.1	17.405	140.9	25.484	86.3	21.041	156.7	1:33.085	94.10	5.026	17:24:07.949
7 -	28.440	<b>121.7</b>	15.152	157.9	24.272	<b>96.8</b>	20.673	157.9	1:28.537 (3)	98.93	0.478	17:25:36.486

P3		40		Joe FRANCIS				Kawasaki - Stauff Fluid Power Kawasaki				
IDEAL LAP TIME : 1:28.047		BEST LAP TIME : 1:28.107				DIFFERENCE : 0.060						
LAP	SECTOR 1	SECTOR 2		SECTOR 3		SECTOR 4		LAP TIME	MPH	DIFF	TIME OF DAY	
1 -	OUTLAP	118.3	15.557	153.5	24.586	81.4	21.894	152.5	1:35.180	92.03	7.073	17:16:58.031
2 -	28.360	<b>122.0</b>	15.451	158.6	<b>23.923</b>	87.2	21.432	154.6	1:29.166 (3)	98.24	1.059	17:18:27.197
3 -	28.876	111.8	15.455	148.4	25.666	84.3	21.057	155.3	1:31.054	96.20	2.947	17:19:58.251
4 -	28.776	109.2	15.928	131.5	25.490	87.4	21.035	154.2	1:31.229	96.02	3.122	17:21:29.480
5 -	<b>28.195</b>	118.7	<b>15.311</b>	157.5	23.983	90.0	<b>20.618</b>	154.6	<b>1:28.107 (1)</b>	<b>99.42</b>		<b>17:22:57.587</b>
6 -	29.653	107.7	16.636	133.1	26.388	86.2	21.173	<b>156.0</b>	1:33.850	93.33	5.743	17:24:31.437
7 -	28.613	120.6	15.389	<b>159.0</b>	24.011	<b>90.5</b>	20.723	154.6	1:28.736 (2)	98.71	0.629	17:26:00.173

P4		75		Alex OLSEN				BMW - FHO Racing with Kobelco				
IDEAL LAP TIME : 1:28.144		BEST LAP TIME : 1:28.185				DIFFERENCE : 0.041						
LAP	SECTOR 1	SECTOR 2		SECTOR 3		SECTOR 4		LAP TIME	MPH	DIFF	TIME OF DAY	
1 -	OUTLAP	107.5	15.756	153.9	24.789	89.4	21.018	156.0	1:36.298	90.96	8.113	17:18:02.426
2 -	28.442	118.1	15.290	152.8	24.251	91.8	20.804	157.5	1:28.787 (3)	98.66	0.602	17:19:31.213
3 -	<b>28.400</b>	<b>120.4</b>	15.245	<b>159.0</b>	<b>24.029</b>	<b>94.9</b>	<b>20.511</b>	157.9	<b>1:28.185 (1)</b>	<b>99.33</b>		<b>17:20:59.398</b>
4 -	31.789	97.6	16.386	138.6	27.720	91.5	20.837	158.2	1:36.732	90.55	8.547	17:22:36.130
5 -	28.531	106.3	16.078	144.0	25.867	85.7	21.930	<b>158.6</b>	1:32.406	94.79	4.221	17:24:08.536
6 -	28.590	117.3	<b>15.204</b>	150.8	24.302	93.9	20.601	154.6	1:28.697 (2)	98.76	0.512	17:25:37.233

P5		14		Tim NEAVE				Yamaha - Edwards Yamaha				
IDEAL LAP TIME : 1:28.120		BEST LAP TIME : 1:28.235				DIFFERENCE : 0.115						
LAP	SECTOR 1	SECTOR 2		SECTOR 3		SECTOR 4		LAP TIME	MPH	DIFF	TIME OF DAY	
1 -	OUTLAP	102.2	15.931	140.9	25.383	91.3	21.258	153.2	1:36.555	90.72	8.320	17:16:45.333
2 -	28.583	<b>120.0</b>	15.377	157.5	24.304	<b>93.8</b>	20.688	155.7	1:28.952	98.47	0.717	17:18:14.285
3 -	28.353	118.3	15.364	<b>158.2</b>	24.227	93.0	20.719	156.4	1:28.663	98.79	0.428	17:19:42.948
4 -	<b>28.195</b>	119.4	15.359	155.7	24.110	89.7	20.707	<b>159.7</b>	1:28.371 (3)	99.12	0.136	17:21:11.319
5 -	28.202	117.3	15.419	157.5	<b>24.047</b>	89.0	<b>20.575</b>	<b>159.7</b>	1:28.243 (2)	99.26	0.008	17:22:39.562
6 -	28.745	113.3	15.997	138.3	25.723	91.4	21.167	157.9	1:31.632	95.59	3.397	17:24:11.194
7 -	28.230	117.9	<b>15.303</b>	153.5	24.067	93.3	20.635	158.2	<b>1:28.235 (1)</b>	<b>99.27</b>		<b>17:25:39.429</b>

# MCRCB BULLETIN TK234

## 2022 Bennetts British Superbike Championship - Round 11

## 2022 Pirelli National Superstock Championship with MotoNovo

### FREE PRACTICE 3 - SECTOR ANALYSIS



SECTOR 1 = FL to I1, SECTOR 2 = I1 to I2 SECTOR 3 = I2 to I3, SECTOR 4 = I3 to FL, DIFF = Difference To Personal Best Lap, P = Crossed Finish Line in Pit Lane, D = Time Disallowed

P6		4		Dan LINFOOT				Honda - Optimum Bikes Racing				
IDEAL LAP TIME : 1:27.862		BEST LAP TIME : 1:28.266				DIFFERENCE : 0.404						
LAP	SECTOR 1	SECTOR 2		SECTOR 3		SECTOR 4		LAP TIME	MPH	DIFF	TIME OF DAY	
1 -	OUTLAP	113.9	15.357	153.9	24.424	88.0	<b>20.597</b>	159.7	1:33.092	94.09	4.826	17:17:01.218
2 -	29.099	116.7	15.368	151.1	24.701	82.5	21.071	158.6	1:30.239 (3)	97.07	1.973	17:18:31.457
3 -	35.277	91.3	16.146	156.0	24.374	89.4	20.669	159.0	1:36.466	90.80	8.200	17:20:07.923
4 -	28.188	<b>123.8</b>	<b>15.088</b>	<b>160.5</b>	<b>24.052</b>	<b>91.3</b>	20.938	<b>161.3</b>	<b>1:28.266 (1)</b>	<b>99.24</b>		<b>17:21:36.189</b>
5 -	28.555	123.1	15.172	159.4	24.059	89.9	20.646	160.5	1:28.432 (2)	99.05	0.166	17:23:04.621
6 -	<b>28.125</b>	122.0	15.126	153.5	26.249	82.6	21.332	158.6	1:30.832	96.44	2.566	17:24:35.453
7 -	28.594	113.3	15.589	144.0	26.225	78.7	23.004	123.1	1:33.412	93.77	5.146	17:26:08.865

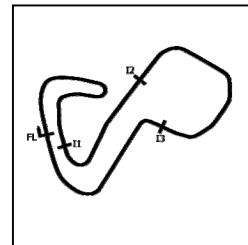
P7		55		Ash BEECH				Honda - Jones Dorling Racing				
IDEAL LAP TIME : 1:28.281		BEST LAP TIME : 1:28.478				DIFFERENCE : 0.197						
LAP	SECTOR 1	SECTOR 2		SECTOR 3		SECTOR 4		LAP TIME	MPH	DIFF	TIME OF DAY	
1 -	OUTLAP	100.3	16.413	146.5	25.414	88.5	21.243	158.2	1:38.150	89.24	9.672	17:16:49.154
2 -	29.330	105.1	15.756	153.5	24.677	86.2	20.862	153.9	1:30.625	96.66	2.147	17:18:19.779
3 -	29.343	114.9	15.477	147.4	24.662	91.3	20.822	158.2	1:30.304	97.00	1.826	17:19:50.083
4 -	28.442	118.3	15.314	149.4	24.629	93.3	20.760	159.0	1:29.145	98.26	0.667	17:21:19.228
5 -	28.341	<b>120.4</b>	15.408	156.7	<b>24.108</b>	<b>93.9</b>	<b>20.621</b>	<b>160.9</b>	<b>1:28.478 (1)</b>	<b>99.00</b>		<b>17:22:47.706</b>
6 -	<b>28.325</b>	118.1	15.488	<b>159.4</b>	24.243	90.4	20.777	159.4	1:28.833 (2)	98.61	0.355	17:24:16.539
7 -	28.545	120.0	<b>15.227</b>	150.4	24.473	89.9	20.790	154.9	1:29.035 (3)	98.38	0.557	17:25:45.574

P8		44		Jack NIXON				BMW - FHO Racing with Kobelco				
IDEAL LAP TIME : 1:28.578		BEST LAP TIME : 1:28.843				DIFFERENCE : 0.265						
LAP	SECTOR 1	SECTOR 2		SECTOR 3		SECTOR 4		LAP TIME	MPH	DIFF	TIME OF DAY	
1 -	OUTLAP	107.2	15.965	145.5	25.237	85.5	21.303	156.7	1:37.285	90.04	8.442	17:17:12.697
2 -	28.831	112.0	15.483	145.8	24.827	88.1	21.174	155.7	1:30.315	96.99	1.472	17:18:43.012
3 -	28.724	115.5	15.406	146.5	24.701	91.3	21.138	157.1	1:29.969	97.36	1.126	17:20:12.981
4 -	28.395	115.9	15.403	149.4	<b>24.293</b>	<b>93.9</b>	20.851	158.6	1:28.942 (2)	98.48	0.099	17:21:41.923
5 -	28.455	112.7	15.417	<b>153.9</b>	24.439	90.0	<b>20.799</b>	<b>159.0</b>	1:29.110 (3)	98.30	0.267	17:23:11.033
6 -	28.363	<b>116.3</b>	15.641	139.2	25.168	88.4	21.081	157.1	1:30.253	97.05	1.410	17:24:41.286
7 -	<b>28.251</b>	<b>116.3</b>	<b>15.235</b>	152.8	24.317	90.4	21.040	157.9	<b>1:28.843 (1)</b>	<b>98.59</b>		<b>17:26:10.129</b>

P9		59		Matt TRUELOVE				Honda - TAG Racing Honda				
IDEAL LAP TIME : 1:28.990		BEST LAP TIME : 1:28.990				DIFFERENCE : 0.000						
LAP	SECTOR 1	SECTOR 2		SECTOR 3		SECTOR 4		LAP TIME	MPH	DIFF	TIME OF DAY	
1 -	OUTLAP	105.0	15.585	150.1	25.052	88.3	21.083	158.2	1:36.131	91.12	7.141	17:16:46.751
2 -	29.139	115.9	15.432	155.3	24.797	86.0	20.931	<b>159.4</b>	1:30.299	97.00	1.309	17:18:17.050
3 -	28.827	107.8	15.504	153.9	24.718	90.8	20.925	159.0	1:29.974	97.35	0.984	17:19:47.024
4 -	28.741	119.4	15.354	156.7	24.797	89.1	21.057	159.0	1:29.949 (3)	97.38	0.959	17:21:16.973
5 -	28.543	118.3	15.410	154.9	24.570	<b>91.8</b>	20.896	<b>159.4</b>	1:29.419 (2)	97.96	0.429	17:22:46.392
6 -	28.822	115.9	15.501	155.7	24.804	89.4	20.956	158.6	1:30.083	97.24	1.093	17:24:16.475
7 -	<b>28.442</b>	<b>119.8</b>	<b>15.259</b>	<b>159.4</b>	<b>24.459</b>	<b>91.8</b>	<b>20.830</b>	158.2	<b>1:28.990 (1)</b>	<b>98.43</b>		<b>17:25:45.465</b>

P10		23		Luke HEDGER				Kawasaki - Platform Hire Racing				
IDEAL LAP TIME : 1:28.972		BEST LAP TIME : 1:29.067				DIFFERENCE : 0.095						
LAP	SECTOR 1	SECTOR 2		SECTOR 3		SECTOR 4		LAP TIME	MPH	DIFF	TIME OF DAY	
1 -	OUTLAP	109.2	15.818	153.5	24.806	91.3	20.902	158.2	1:34.666	92.53	5.599	17:16:42.157
2 -	28.786	118.1	15.391	<b>161.7</b>	24.622	<b>94.1</b>	<b>20.785</b>	159.0	1:29.584	97.78	0.517	17:18:11.741
3 -	28.669	117.1	<b>15.258</b>	156.0	24.468	92.5	20.851	159.0	1:29.246 (2)	98.15	0.179	17:19:40.987
4 -	<b>28.582</b>	118.5	15.316	157.5	24.467	91.3	20.899	158.2	1:29.264 (3)	98.13	0.197	17:21:10.251
5 -	28.588	<b>121.1</b>	15.314	157.9	<b>24.347</b>	92.0	20.818	<b>159.7</b>	<b>1:29.067 (1)</b>	<b>98.35</b>		<b>17:22:39.318</b>

## FREE PRACTICE 3 - SECTOR ANALYSIS



SECTOR 1 = FL to I1, SECTOR 2 = I1 to I2, SECTOR 3 = I2 to I3, SECTOR 4 = I3 to FL, DIFF = Difference To Personal Best Lap, P = Crossed Finish Line in Pit Lane, D = Time Disallowed

P11		2		TJ TOMS				Kawasaki - Platform Hire Racing				
IDEAL LAP TIME :		1:29.068		BEST LAP TIME :		1:29.100		DIFFERENCE : 0.032				
LAP	SECTOR 1	SECTOR 2		SECTOR 3		SECTOR 4		LAP TIME	MPH	DIFF	TIME OF DAY	
1 -	OUTLAP	107.3	15.834	147.1	24.983	88.1	21.192	156.4	1:34.948	92.25	5.848	17:16:42.803
2 -	28.843	113.5	15.416	153.9	24.496	89.8	20.932	157.9	1:29.687	97.67	0.587	17:18:12.490
3 -	28.759	117.5	15.342	154.6	24.479	<b>91.9</b>	20.863	157.5	1:29.443 (3)	97.93	0.343	17:19:41.933
4 -	<b>28.682</b>	118.1	15.258	152.5	24.492	90.1	20.870	157.5	1:29.302 (2)	98.09	0.202	17:21:11.235
5 -	28.779	114.7	15.336	153.9	24.771	91.5	21.295	154.2	1:30.181	97.13	1.081	17:22:41.416
6 -	28.814	119.8	15.450	154.2	24.832	89.5	21.010	<b>158.2</b>	1:30.106	97.21	1.006	17:24:11.522
7 -	28.714	<b>120.0</b>	<b>15.167</b>	<b>156.4</b>	<b>24.420</b>	91.0	<b>20.799</b>	<b>158.2</b>	<b>1:29.100 (1)</b>	<b>98.31</b>		<b>17:25:40.622</b>

P12		18		Shaun WINFIELD				Honda - TAG Racing Honda				
IDEAL LAP TIME :		1:29.019		BEST LAP TIME :		1:29.134		DIFFERENCE : 0.115				
LAP	SECTOR 1	SECTOR 2		SECTOR 3		SECTOR 4		LAP TIME	MPH	DIFF	TIME OF DAY	
1 -	OUTLAP	106.8	15.816	146.2	25.234	83.2	20.946	156.7	1:35.573	91.65	6.439	17:16:45.728
2 -	29.378	106.5	15.501	141.5	24.973	86.8	20.787	158.2	1:30.639	96.64	1.505	17:18:16.367
3 -	28.650	115.1	15.356	151.8	24.450	89.1	20.678	<b>158.6</b>	<b>1:29.134 (1)</b>	<b>98.27</b>		<b>17:19:45.501</b>
4 -	28.683	<b>119.1</b>	15.374	150.4	<b>24.418</b>	<b>90.6</b>	<b>20.666</b>	158.2	1:29.141 (2)	98.26	0.007	17:21:14.642
5 -	28.731	113.5	15.406	<b>152.8</b>	24.446	88.5	20.751	158.2	1:29.334	98.05	0.200	17:22:43.976
6 -	<b>28.635</b>	118.5	<b>15.300</b>	150.1	24.481	89.3	20.733	156.7	1:29.149 (3)	98.26	0.015	17:24:13.125
7 -	28.951	118.3	15.363	146.8	24.691	86.3	20.922	153.9	1:29.927	97.41	0.793	17:25:43.052

P13		96		Brandon PAASCH				Suzuki - VisionTrack Suzuki				
IDEAL LAP TIME :		1:29.185		BEST LAP TIME :		1:29.213		DIFFERENCE : 0.028				
LAP	SECTOR 1	SECTOR 2		SECTOR 3		SECTOR 4		LAP TIME	MPH	DIFF	TIME OF DAY	
1 -	OUTLAP	105.1	15.837	148.4	25.609	85.9	21.373	154.2	1:36.921	90.38	7.708	17:17:00.605
2 -	29.653	112.2	15.656	149.4	24.793	84.6	21.231	155.7	1:31.333	95.91	2.120	17:18:31.938
3 -	31.897	76.4	20.378	134.4	25.169	87.8	21.266	153.2	1:38.710	88.74	9.497	17:20:10.648
4 -	28.839	114.5	15.380	153.5	<b>24.456</b>	87.3	20.886	<b>157.1</b>	1:29.561 (2)	97.80	0.348	17:21:40.209
5 -	29.210	107.5	15.594	153.9	24.898	87.6	21.073	153.9	1:30.775 (3)	96.50	1.562	17:23:10.984
6 -	28.863	113.1	15.345	140.6	25.322	84.7	21.255	<b>157.1</b>	1:30.785	96.48	1.572	17:24:41.769
7 -	<b>28.631</b>	<b>118.9</b>	<b>15.296</b>	<b>155.7</b>	24.484	<b>90.9</b>	<b>20.802</b>	<b>157.1</b>	<b>1:29.213 (1)</b>	<b>98.19</b>		<b>17:26:10.982</b>

P14		77		Brent HARRAN				Honda - Optimum Bikes Racing				
IDEAL LAP TIME :		1:29.164		BEST LAP TIME :		1:29.355		DIFFERENCE : 0.191				
LAP	SECTOR 1	SECTOR 2		SECTOR 3		SECTOR 4		LAP TIME	MPH	DIFF	TIME OF DAY	
1 -	OUTLAP	111.8	15.610	153.2	25.460	86.1	20.991	156.7	1:36.907	90.39	7.552	17:17:01.402
2 -	29.102	112.7	15.467	148.1	25.023	83.7	20.986	156.4	1:30.578	96.71	1.223	17:18:31.980
3 -	29.030	114.5	15.352	<b>155.3</b>	24.988	90.6	20.895	157.5	1:30.265	97.04	0.910	17:20:02.245
4 -	28.863	114.9	15.461	141.5	25.130	86.5	20.757	158.6	1:30.211	97.10	0.856	17:21:32.456
5 -	28.804	115.3	15.247	154.6	<b>24.559</b>	88.7	20.745	157.1	<b>1:29.355 (1)</b>	<b>98.03</b>		<b>17:23:01.811</b>
6 -	<b>28.777</b>	<b>119.4</b>	15.248	149.1	25.005	86.7	20.879	152.5	1:29.909 (3)	97.43	0.554	17:24:31.720
7 -	29.002	113.1	<b>15.207</b>	147.1	24.663	<b>91.1</b>	<b>20.621</b>	<b>159.4</b>	1:29.493 (2)	97.88	0.138	17:26:01.213

P15		27		Bjorn ESTMENT				Suzuki - Specsavers Suzuki by Hawk Racing				
IDEAL LAP TIME :		1:29.088		BEST LAP TIME :		1:29.376		DIFFERENCE : 0.288				
LAP	SECTOR 1	SECTOR 2		SECTOR 3		SECTOR 4		LAP TIME	MPH	DIFF	TIME OF DAY	
1 -	OUTLAP	103.4	15.888	148.4	25.482	82.9	21.560	155.3	1:37.872	89.50	8.496	17:16:52.558
2 -	30.332	101.9	15.955	140.9	25.782	84.8	21.407	154.9	1:33.476	93.71	4.100	17:18:26.034
3 -	28.901	108.9	16.059	147.4	25.409	87.8	21.553	155.3	1:31.922 (3)	95.29	2.546	17:19:57.956
4 -	28.567	116.5	15.404	<b>152.1</b>	24.501	90.3	20.904	<b>156.4</b>	<b>1:29.376 (1)</b>	<b>98.01</b>		<b>17:21:27.332</b>
5 -	31.126	115.3	15.438	150.1	24.512	89.9	20.948	156.0	1:32.024	95.19	2.648	17:22:59.356
6 -	<b>28.504</b>	<b>118.7</b>	15.449	144.6	26.725	87.9	21.300	154.9	1:31.978	95.23	2.602	17:24:31.334
7 -	28.988	111.8	<b>15.392</b>	150.4	<b>24.409</b>	<b>91.4</b>	<b>20.783</b>	153.5	1:29.572 (2)	97.79	0.196	17:26:00.906

# MCRCB BULLETIN TK234

## 2022 Bennetts British Superbike Championship - Round 11

## 2022 Pirelli National Superstock Championship with MotoNovo

### FREE PRACTICE 3 - SECTOR ANALYSIS



SECTOR 1 = FL to I1, SECTOR 2 = I1 to I2 SECTOR 3 = I2 to I3, SECTOR 4 = I3 to FL, DIFF = Difference To Personal Best Lap, P = Crossed Finish Line in Pit Lane, D = Time Disallowed

P16 20		Tom OLIVER				Aprilia - IN Competition / Aprilia						
IDEAL LAP TIME : 1:29.113		BEST LAP TIME : 1:29.377				DIFFERENCE : 0.264						
LAP	SECTOR 1	SECTOR 2		SECTOR 3		SECTOR 4		LAP TIME	MPH	DIFF	TIME OF DAY	
1 -	OUTLAP	106.1	15.720	151.1	24.845	88.6	21.317	156.0	1:35.399	91.82	6.022	17:16:53.601
2 -	29.386	105.8	16.058	143.3	26.081	81.5	21.760	<b>159.4</b>	1:33.285	93.90	3.908	17:18:26.886
3 -	28.773	110.5	15.526	148.1	25.360	86.2	21.547	157.1	1:31.206	96.04	1.829	17:19:58.092
4 -	<b>28.569</b>	111.1	15.418	147.4	24.853	90.4	20.818	158.6	1:29.658 (2)	97.70	0.281	17:21:27.750
5 -	28.670	<b>114.3</b>	15.453	<b>151.8</b>	<b>24.639</b>	<b>92.1</b>	<b>20.615</b>	159.0	<b>1:29.377 (1)</b>	<b>98.01</b>		<b>17:22:57.127</b>
6 -	28.905	102.2	18.490	136.6	26.016	86.2	21.051	154.9	1:34.462	92.73	5.085	17:24:31.589
7 -	28.880	112.4	<b>15.290</b>	145.5	25.027	89.1	21.802	141.2	1:30.999 (3)	96.26	1.622	17:26:02.588

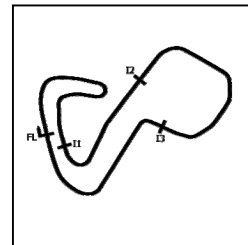
P17 19		Joe TALBOT				Kawasaki - Cheshire Mouldings Kawasaki by JR Performance						
IDEAL LAP TIME : 1:29.302		BEST LAP TIME : 1:29.477				DIFFERENCE : 0.175						
LAP	SECTOR 1	SECTOR 2		SECTOR 3		SECTOR 4		LAP TIME	MPH	DIFF	TIME OF DAY	
1 -	OUTLAP	102.9	15.732	145.5	25.692	85.4	21.318	154.6	1:37.099	90.21	7.622	17:17:00.776
2 -	29.110	112.4	15.526	149.7	24.754	86.5	21.139	<b>159.7</b>	1:30.529	96.76	1.052	17:18:31.305
3 -	32.261	80.1	20.291	139.2	24.962	87.1	21.300	154.9	1:38.814	88.64	9.337	17:20:10.119
4 -	28.559	117.9	15.523	151.1	24.794	88.8	20.962	156.7	1:29.838 (2)	97.50	0.361	17:21:39.957
5 -	30.259	81.2	15.965	148.4	<b>24.637</b>	89.0	<b>20.899</b>	157.1	1:31.760	95.46	2.283	17:23:11.717
6 -	<b>28.533</b>	116.3	15.340	146.5	25.115	84.0	21.411	155.7	1:30.399 (3)	96.90	0.922	17:24:42.116
7 -	28.591	<b>120.0</b>	<b>15.233</b>	<b>152.5</b>	24.734	<b>90.4</b>	20.919	154.2	<b>1:29.477 (1)</b>	<b>97.90</b>		<b>17:26:11.593</b>

P18 31		Sam COX				BMW - Sam Cox Racing with Belcom Cables Ltd						
IDEAL LAP TIME : 1:29.516		BEST LAP TIME : 1:29.603				DIFFERENCE : 0.087						
LAP	SECTOR 1	SECTOR 2		SECTOR 3		SECTOR 4		LAP TIME	MPH	DIFF	TIME OF DAY	
1 -	OUTLAP	105.3	16.161	143.3	25.875	87.2	21.116	151.4	1:36.784	90.50	7.181	17:16:45.455
2 -	29.447	104.3	15.584	153.2	24.907	88.8	21.121	153.2	1:31.059	96.19	1.456	17:18:16.514
3 -	29.226	108.9	15.600	151.4	25.178	85.8	20.913	155.7	1:30.917	96.34	1.314	17:19:47.431
4 -	28.808	109.6	<b>15.452</b>	<b>154.9</b>	24.631	<b>90.1</b>	<b>20.891</b>	154.2	1:29.782 (2)	97.56	0.179	17:21:17.213
5 -	<b>28.691</b>	<b>113.1</b>	15.496	147.4	<b>24.482</b>	88.0	20.934	<b>156.0</b>	<b>1:29.603 (1)</b>	<b>97.76</b>		<b>17:22:46.816</b>
6 -	28.860	112.5	15.819	152.1	24.928	84.5	20.977	154.9	1:30.584	96.70	0.981	17:24:17.400
7 -	28.987	110.0	15.679	150.4	24.747	86.2	21.136	150.4	1:30.549 (3)	96.74	0.946	17:25:47.949

P19 37		James HILLIER				Yamaha - Rich Energy OMG Racing						
IDEAL LAP TIME : 1:29.565		BEST LAP TIME : 1:29.782				DIFFERENCE : 0.217						
LAP	SECTOR 1	SECTOR 2		SECTOR 3		SECTOR 4		LAP TIME	MPH	DIFF	TIME OF DAY	
1 -	OUTLAP	104.0	15.985	141.8	25.497	85.3	21.355	<b>157.5</b>	1:37.944	89.43	8.162	17:16:48.324
2 -	29.380	108.9	15.690	152.5	24.784	90.8	21.417	154.6	1:31.271	95.97	1.489	17:18:19.595
3 -	29.160	110.7	15.732	154.9	25.030	92.1	21.027	<b>157.5</b>	1:30.949	96.31	1.167	17:19:50.544
4 -	28.734	116.5	<b>15.477</b>	155.7	24.676	91.1	<b>20.895</b>	157.1	<b>1:29.782 (1)</b>	<b>97.56</b>		<b>17:21:20.326</b>
5 -	29.039	111.4	15.730	153.5	24.568	90.3	21.086	<b>157.5</b>	1:30.423	96.87	0.641	17:22:50.749
6 -	<b>28.718</b>	<b>116.7</b>	15.537	157.5	<b>24.475</b>	<b>93.2</b>	21.257	<b>157.5</b>	1:29.987 (2)	97.34	0.205	17:24:20.736
7 -	28.869	114.9	15.584	<b>162.0</b>	24.545	89.9	21.026	156.7	1:30.024 (3)	97.30	0.242	17:25:50.760

P20 99		Ben LUXTON				BMW - Team XG Racing						
IDEAL LAP TIME : 1:30.292		BEST LAP TIME : 1:30.345				DIFFERENCE : 0.053						
LAP	SECTOR 1	SECTOR 2		SECTOR 3		SECTOR 4		LAP TIME	MPH	DIFF	TIME OF DAY	
1 -	OUTLAP	102.7	16.233	143.3	25.390	84.2	21.231	153.5	1:38.027	89.36	7.682	17:16:54.889
2 -	30.261	103.2	17.285	136.6	26.198	84.5	21.227	<b>156.4</b>	1:34.971	92.23	4.626	17:18:29.860
3 -	28.980	110.7	15.720	144.3	25.030	85.1	21.481	151.1	1:31.211 (2)	96.03	0.866	17:20:01.071
4 -	29.545	107.3	15.797	143.3	25.114	86.8	21.175	154.6	1:31.631	95.59	1.286	17:21:32.702
5 -	28.947	<b>111.2</b>	<b>15.576</b>	<b>150.8</b>	<b>24.824</b>	<b>88.5</b>	<b>20.998</b>	155.3	<b>1:30.345 (1)</b>	<b>96.95</b>		<b>17:23:03.047</b>
6 -	<b>28.894</b>	107.8	15.620	144.6	25.385	84.8	21.409	152.1	1:31.308 (3)	95.93	0.963	17:24:34.355
7 -	29.343	105.1	15.785	147.4	25.483	84.5	21.575	147.4	1:32.186	95.02	1.841	17:26:06.541

## FREE PRACTICE 3 - SECTOR ANALYSIS



SECTOR 1 = FL to I1, SECTOR 2 = I1 to I2 SECTOR 3 = I2 to I3, SECTOR 4 = I3 to FL, DIFF = Difference To Personal Best Lap, P = Crossed Finish Line in Pit Lane, D = Time Disallowed

P21 25		Jorel BOERBOOM				Kawasaki - G&S Bict Groep Racing						
IDEAL LAP TIME : 1:30.696		BEST LAP TIME : 1:30.800				DIFFERENCE : 0.104						
LAP	SECTOR 1	SECTOR 2		SECTOR 3		SECTOR 4		LAP TIME	MPH	DIFF	TIME OF DAY	
1 -	OUTLAP	93.8	16.770	132.8	26.031	84.9	21.625	152.8	1:40.694	86.99	9.894	17:16:50.200
2 -	29.499	112.5	15.974	144.3	25.118	87.8	21.388	154.2	1:31.979	95.23	1.179	17:18:22.179
3 -	29.325	115.1	15.654	143.0	25.181	87.4	21.365	153.2	1:31.525	95.70	0.725	17:19:53.704
4 -	29.062	114.5	15.652	147.8	<b>24.933</b>	89.0	21.310	154.2	1:30.957 (2)	96.30	0.157	17:21:24.661
5 -	29.220	113.3	15.836	147.1	25.088	87.4	<b>21.228</b>	<b>154.6</b>	1:31.372	95.87	0.572	17:22:56.033
6 -	29.149	<b>116.9</b>	15.648	146.5	25.012	<b>89.3</b>	21.235	154.2	1:31.044 (3)	96.21	0.244	17:24:27.077
7 -	<b>29.020</b>	116.3	<b>15.515</b>	<b>149.1</b>	24.963	89.2	21.302	146.8	<b>1:30.800 (1)</b>	<b>96.47</b>		<b>17:25:57.877</b>

P22 39		Max MORGAN				Kawasaki - MSS Performance						
IDEAL LAP TIME : 1:30.579		BEST LAP TIME : 1:30.840				DIFFERENCE : 0.261						
LAP	SECTOR 1	SECTOR 2		SECTOR 3		SECTOR 4		LAP TIME	MPH	DIFF	TIME OF DAY	
1 -	29.355	112.5	15.969	141.5	25.375	89.1	21.563	153.9	1:32.262	94.94	1.422	17:18:17.540
2 -	29.027	112.9	15.749	153.2	24.948	89.7	21.436	152.1	1:31.160	96.09	0.320	17:19:48.700
3 -	29.000	115.1	15.837	154.2	25.320	90.6	<b>21.303</b>	152.8	1:31.460	95.77	0.620	17:21:20.160
4 -	28.936	116.5	<b>15.670</b>	158.2	<b>24.691</b>	<b>93.0</b>	21.543	<b>154.6</b>	<b>1:30.840 (1)</b>	<b>96.43</b>		<b>17:22:51.000</b>
5 -	28.925	112.7	15.778	<b>159.0</b>	24.986	88.0	21.361	152.8	1:31.050 (3)	96.20	0.210	17:24:22.050
6 -	<b>28.915</b>	<b>118.5</b>	15.753	153.5	24.913	91.3	21.320	152.5	1:30.901 (2)	96.36	0.061	17:25:52.951

P23 61		David SELLERS				Suzuki - True Heroes Racing						
IDEAL LAP TIME : 1:30.867		BEST LAP TIME : 1:30.895				DIFFERENCE : 0.028						
LAP	SECTOR 1	SECTOR 2		SECTOR 3		SECTOR 4		LAP TIME	MPH	DIFF	TIME OF DAY	
1 -	OUTLAP	99.2	16.313	140.3	25.867	83.4	21.785	148.1	1:39.179	88.32	8.284	17:16:48.196
2 -	30.148	105.6	16.061	142.7	25.097	83.5	21.489	148.1	1:32.795	94.39	1.900	17:18:20.991
3 -	30.008	105.3	15.896	145.2	25.135	85.7	21.432	147.1	1:32.471	94.73	1.576	17:19:53.462
4 -	29.640	108.0	<b>15.779</b>	142.7	25.086	85.2	21.350	149.7	1:31.855	95.36	0.960	17:21:25.317
5 -	29.281	109.8	15.874	<b>145.8</b>	24.814	86.4	21.216	148.1	1:31.185 (2)	96.06	0.290	17:22:56.502
6 -	29.343	<b>110.9</b>	15.826	144.9	24.959	85.4	21.418	150.4	1:31.546 (3)	95.68	0.651	17:24:28.048
7 -	<b>29.173</b>	110.0	15.807	142.1	<b>24.760</b>	<b>89.5</b>	<b>21.155</b>	<b>150.8</b>	<b>1:30.895 (1)</b>	<b>96.37</b>		<b>17:25:58.943</b>

P24 94		Max STANTON				BMW - PHR Performance						
IDEAL LAP TIME : 1:30.765		BEST LAP TIME : 1:30.938				DIFFERENCE : 0.173						
LAP	SECTOR 1	SECTOR 2		SECTOR 3		SECTOR 4		LAP TIME	MPH	DIFF	TIME OF DAY	
1 -	OUTLAP	96.8	16.497	147.4	26.283	77.4	21.960	154.2	1:40.378	87.26	9.440	17:16:57.878
2 -	30.104	109.6	15.976	140.3	25.394	87.0	<b>21.231</b>	152.5	1:32.705 (3)	94.49	1.767	17:18:30.583
3 -	29.144	111.4	15.827	<b>153.2</b>	26.343	83.5	21.585	146.8	1:32.899	94.29	1.961	17:20:03.482
4 -	29.441	104.2	16.185	137.2	25.507	81.9	21.603	145.2	1:32.736	94.45	1.798	17:21:36.218
5 -	35.410	110.3	15.875	142.4	25.183	85.5	21.243	153.5	1:37.711	89.65	6.773	17:23:13.929
6 -	28.955	<b>117.1</b>	15.666	147.4	25.034	88.7	21.283	<b>154.9</b>	<b>1:30.938 (1)</b>	<b>96.32</b>		<b>17:24:44.867</b>
7 -	<b>28.920</b>	115.1	<b>15.636</b>	150.4	<b>24.978</b>	<b>89.1</b>	21.433	146.2	1:30.967 (2)	96.29	0.029	17:26:15.834

P25 26		Joe MOORE				Suzuki - Clearline Racing						
IDEAL LAP TIME : 1:31.077		BEST LAP TIME : 1:31.077				DIFFERENCE : 0.000						
LAP	SECTOR 1	SECTOR 2		SECTOR 3		SECTOR 4		LAP TIME	MPH	DIFF	TIME OF DAY	
1 -	OUTLAP	107.5	16.641	150.4	26.033	79.5	22.215	149.1	1:39.109	88.38	8.032	17:16:58.233
2 -	30.126	109.8	16.025	149.7	25.494	86.5	21.394	<b>154.2</b>	1:33.039 (3)	94.15	1.962	17:18:31.272
3 -	29.687	111.1	16.055	149.1	25.112	84.9	21.645	153.5	1:32.499 (2)	94.70	1.422	17:20:03.771
4 -	29.512	108.5	16.022	145.5	25.528	88.1	IN PIT		2:55.399 P	49.94	1:24.322	17:22:59.170
5 -	OUTLAP	115.1	15.824	145.8	25.645	81.9	21.801	153.2	1:40.688	86.99	9.611	17:24:39.858
6 -	<b>29.205</b>	<b>115.9</b>	<b>15.718</b>	<b>151.1</b>	<b>24.853</b>	<b>90.1</b>	<b>21.301</b>	150.1	<b>1:31.077 (1)</b>	<b>96.18</b>		<b>17:26:10.935</b>

# MCRCB BULLETIN TK234

## 2022 Bennetts British Superbike Championship - Round 11

## 2022 Pirelli National Superstock Championship with MotoNovo

### FREE PRACTICE 3 - SECTOR ANALYSIS



SECTOR 1 = FL to I1, SECTOR 2 = I1 to I2, SECTOR 3 = I2 to I3, SECTOR 4 = I3 to FL, DIFF = Difference To Personal Best Lap, P = Crossed Finish Line in Pit Lane, D = Time Disallowed

P26 66		Sam OSBORNE				Suzuki - MSG Racing Suzuki & Dyno						
IDEAL LAP TIME : 1:30.918		BEST LAP TIME : 1:31.114				DIFFERENCE : 0.196						
LAP	SECTOR 1	SECTOR 2		SECTOR 3		SECTOR 4		LAP TIME	MPH	DIFF	TIME OF DAY	
1 -	OUTLAP	100.9	16.258	141.2	25.776	84.0	21.681	150.8	1:38.073	89.31	6.959	17:16:47.581
2 -	29.815	108.2	16.000	144.3	25.340	86.7	21.394	<b>151.4</b>	1:32.549	94.65	1.435	17:18:20.130
3 -	29.498	105.8	15.987	<b>146.5</b>	25.220	85.7	21.239	151.1	1:31.944	95.27	0.830	17:19:52.074
4 -	29.372	106.5	15.941	144.0	24.938	86.0	21.213	150.8	1:31.464 (3)	95.77	0.350	17:21:23.538
5 -	29.260	107.7	15.963	144.6	25.253	86.3	<b>21.204</b>	150.1	1:31.680	95.54	0.566	17:22:55.218
6 -	29.069	<b>112.9</b>	15.913	142.1	<b>24.802</b>	85.4	21.330	149.4	<b>1:31.114 (1)</b>	<b>96.14</b>		<b>17:24:26.332</b>
7 -	<b>29.049</b>	110.9	<b>15.863</b>	145.2	24.908	<b>87.9</b>	21.298	147.8	1:31.118 (2)	96.13	0.004	17:25:57.450

P27 22		Dave MACKAY				Suzuki - True Heroes Racing						
IDEAL LAP TIME : 1:31.374		BEST LAP TIME : 1:31.477				DIFFERENCE : 0.103						
LAP	SECTOR 1	SECTOR 2		SECTOR 3		SECTOR 4		LAP TIME	MPH	DIFF	TIME OF DAY	
1 -	OUTLAP	97.9	17.364	140.9	26.716	83.6	22.029	151.1	1:41.953	85.92	10.476	17:16:51.948
2 -	30.116	105.0	16.218	142.1	25.256	<b>90.6</b>	21.546	152.1	1:33.136	94.05	1.659	17:18:25.084
3 -	29.724	107.2	16.161	141.8	25.998	88.6	21.714	153.5	1:33.597	93.59	2.120	17:19:58.681
4 -	<b>29.219</b>	105.6	15.878	144.0	25.157	89.0	<b>21.313</b>	<b>154.2</b>	1:31.567 (2)	95.66	0.090	17:21:30.248
5 -	29.263	108.2	<b>15.780</b>	147.4	<b>25.062</b>	89.3	21.372	152.8	<b>1:31.477 (1)</b>	<b>95.76</b>		<b>17:23:01.725</b>
6 -	29.788	107.8	15.804	<b>148.7</b>	25.285	86.5	21.509	153.5	1:32.386 (3)	94.81	0.909	17:24:34.111
7 -	29.409	<b>112.4</b>	15.980	142.4	25.675	85.2	21.662	145.8	1:32.726	94.47	1.249	17:26:06.837

P28 33		Connor Rossi THOMSON				Yamaha - Thompson Haulage / Sound Advice						
IDEAL LAP TIME : 1:31.498		BEST LAP TIME : 1:31.507				DIFFERENCE : 0.009						
LAP	SECTOR 1	SECTOR 2		SECTOR 3		SECTOR 4		LAP TIME	MPH	DIFF	TIME OF DAY	
1 -	OUTLAP	101.5	16.264	145.5	26.108	88.4	21.751	<b>151.8</b>	1:37.914	89.46	6.407	17:16:46.299
2 -	29.974	109.6	16.170	<b>150.8</b>	25.543	88.4	21.619	150.8	1:33.306	93.88	1.799	17:18:19.605
3 -	29.542	109.6	16.192	145.5	25.045	91.3	21.405	150.4	1:32.184 (2)	95.02	0.677	17:19:51.789
4 -	29.332	<b>115.1</b>	<b>16.053</b>	150.1	<b>24.887</b>	<b>93.2</b>	<b>21.235</b>	149.7	<b>1:31.507 (1)</b>	<b>95.72</b>		<b>17:21:23.296</b>
5 -	<b>29.323</b>	111.1	16.152	146.5	25.662	92.1	21.377	148.4	1:32.514 (3)	94.68	1.007	17:22:55.810

P29 73		David BROOK				Honda - Guildford Audio by Brook Motorsport						
IDEAL LAP TIME : 1:31.543		BEST LAP TIME : 1:31.831				DIFFERENCE : 0.288						
LAP	SECTOR 1	SECTOR 2		SECTOR 3		SECTOR 4		LAP TIME	MPH	DIFF	TIME OF DAY	
1 -	OUTLAP	107.2	16.317	<b>146.2</b>	25.349	<b>92.0</b>	21.370	151.8	1:44.707	83.66	12.876	17:16:54.757
2 -	29.496	108.5	15.752	143.7	25.505	83.7	22.074	151.4	1:32.827	94.36	0.996	17:18:27.584
3 -	29.573	106.1	15.941	141.2	25.882	89.3	22.033	<b>152.5</b>	1:33.429	93.75	1.598	17:20:01.013
4 -	29.577	106.8	15.981	137.7	25.513	88.8	<b>21.232</b>	152.1	1:32.303 (3)	94.90	0.472	17:21:33.316
5 -	<b>29.437</b>	108.7	15.764	139.5	<b>25.155</b>	91.4	21.475	151.8	<b>1:31.831 (1)</b>	<b>95.39</b>		<b>17:23:05.147</b>
6 -	29.466	107.5	<b>15.719</b>	144.0	25.492	87.1	21.615	150.1	1:32.292 (2)	94.91	0.461	17:24:37.439
7 -	29.626	<b>109.2</b>	15.994	139.8	25.534	87.3	21.592	143.0	1:32.746	94.44	0.915	17:26:10.185

P30 76		Luke VERWEY				BMW - WSE Racing						
IDEAL LAP TIME : 1:32.648		BEST LAP TIME : 1:32.739				DIFFERENCE : 0.091						
LAP	SECTOR 1	SECTOR 2		SECTOR 3		SECTOR 4		LAP TIME	MPH	DIFF	TIME OF DAY	
1 -	OUTLAP	98.6	16.842	137.7	26.354	78.4	22.092	149.4	1:40.670	87.01	7.931	17:16:51.663
2 -	30.868	103.0	16.199	141.8	25.696	83.0	21.989	147.1	1:34.752	92.45	2.013	17:18:26.415
3 -	30.519	103.0	16.050	143.3	25.792	82.9	22.224	138.0	1:34.585	92.61	1.846	17:20:01.000
4 -	31.493	108.2	15.910	143.3	25.657	78.8	21.923	143.3	1:34.983	92.22	2.244	17:21:35.983
5 -	29.854	<b>109.1</b>	16.174	143.3	25.588	79.5	<b>21.863</b>	<b>151.4</b>	1:33.479 (2)	93.70	0.740	17:23:09.462
6 -	<b>29.595</b>	108.4	<b>15.839</b>	<b>145.2</b>	<b>25.351</b>	82.8	21.954	140.9	<b>1:32.739 (1)</b>	<b>94.45</b>		<b>17:24:42.201</b>
7 -	30.035	108.2	16.039	144.9	25.569	<b>83.6</b>	22.008	138.9	1:33.651 (3)	93.53	0.912	17:26:15.852



# MCRCB BULLETIN TK235

## 2022 Bennetts British Superbike Championship - Round 11

## 2022 Pirelli National Superstock Championship with MotoNovo

### FREE PRACTICE 3 - BEST SECTORS

SECTOR 1				SECTOR 2				SECTOR 3				SECTOR 4				IDEAL / BEST COMPARISON		
POS	NO	NAME	TIME	NO	NAME	TIME	NO	NAME	TIME	NO	NAME	TIME	POS	NO	NAME	IDEAL	BEST	DIFF
																<b>PERFECT LAP 1:27.403</b>		
1	5	KERR	28.034	5	KERR	14.988	5	KERR	23.870	75	OLSEN	20.511	1	5	KERR	1:27.421	1:27.601	0.180
2	4	LINFOOT	28.125	4	LINFOOT	15.088	40	FRANCIS	23.923	5	KERR	20.529	2	4	LINFOOT	1:27.862	1:28.266	0.404
3	51	ELLIOTT	28.172	51	ELLIOTT	15.122	75	OLSEN	24.029	51	ELLIOTT	20.554	3	51	ELLIOTT	1:28.017	1:28.059	0.042
4	40	FRANCIS	28.195	2	TOMS	15.167	14	NEAVE	24.047	14	NEAVE	20.575	4	40	FRANCIS	1:28.047	1:28.107	0.060
5	14	NEAVE	28.195	75	OLSEN	15.204	4	LINFOOT	24.052	4	LINFOOT	20.597	5	14	NEAVE	1:28.120	1:28.235	0.115
6	44	NIXON	28.251	77	HARRAN	15.207	55	BEECH	24.108	20	OLIVER	20.615	6	75	OLSEN	1:28.144	1:28.185	0.041
7	55	BEECH	28.325	55	BEECH	15.227	51	ELLIOTT	24.169	40	FRANCIS	20.618	7	55	BEECH	1:28.281	1:28.478	0.197
8	75	OLSEN	28.400	19	TALBOT	15.233	44	NIXON	24.293	55	BEECH	20.621	8	44	NIXON	1:28.578	1:28.843	0.265
9	59	TRUELOV	28.442	44	NIXON	15.235	23	HEDGER	24.347	77	HARRAN	20.621	9	23	HEDGER	1:28.972	1:29.067	0.095
10	27	ESTMENT	28.504	23	HEDGER	15.258	27	ESTMENT	24.409	18	WINFIEL	20.666	10	59	TRUELOVE	1:28.990	1:28.990	0.000
11	19	TALBOT	28.533	59	TRUELOV	15.259	18	WINFIEL	24.418	27	ESTMENT	20.783	11	18	WINFIELD	1:29.019	1:29.134	0.115
12	20	OLIVER	28.569	20	OLIVER	15.290	2	TOMS	24.420	23	HEDGER	20.785	12	2	TOMS	1:29.068	1:29.100	0.032
13	23	HEDGER	28.582	96	PAASCH	15.296	96	PAASCH	24.456	44	NIXON	20.799	13	27	ESTMENT	1:29.088	1:29.376	0.288
14	96	PAASCH	28.631	18	WINFIEL	15.300	59	TRUELOV	24.459	2	TOMS	20.799	14	20	OLIVER	1:29.113	1:29.377	0.264
15	18	WINFIEL	28.635	14	NEAVE	15.303	37	HILLIER	24.475	96	PAASCH	20.802	15	77	HARRAN	1:29.164	1:29.355	0.191
16	2	TOMS	28.682	40	FRANCIS	15.311	31	COX	24.482	59	TRUELOV	20.830	16	96	PAASCH	1:29.185	1:29.213	0.028
17	31	COX	28.691	27	ESTMENT	15.392	77	HARRAN	24.559	31	COX	20.891	17	19	TALBOT	1:29.302	1:29.477	0.175
18	37	HILLIER	28.718	31	COX	15.452	19	TALBOT	24.637	37	HILLIER	20.895	18	31	COX	1:29.516	1:29.603	0.087
19	77	HARRAN	28.777	37	HILLIER	15.477	20	OLIVER	24.639	19	TALBOT	20.899	19	37	HILLIER	1:29.565	1:29.782	0.217
20	99	LUXTON	28.894	25	BOERBOO	15.515	39	MORGAN	24.691	99	LUXTON	20.998	20	99	LUXTON	1:30.292	1:30.345	0.053
21	39	MORGAN	28.915	99	LUXTON	15.576	61	SELLERS	24.760	61	SELLERS	21.155	21	39	MORGAN	1:30.579	1:30.840	0.261
22	94	STAINTO	28.920	94	STAINTO	15.636	66	OSBORNE	24.802	66	OSBORNE	21.204	22	25	BOERBOOM	1:30.696	1:30.800	0.104
23	25	BOERBOO	29.020	39	MORGAN	15.670	99	LUXTON	24.824	25	BOERBOO	21.228	23	94	STAINTON	1:30.765	1:30.938	0.173
24	66	OSBORNE	29.049	26	MOORE	15.718	26	MOORE	24.853	94	STAINTO	21.231	24	61	SELLERS	1:30.867	1:30.895	0.028
25	61	SELLERS	29.173	73	BROOK	15.719	33	THOMSON	24.887	73	BROOK	21.232	25	66	OSBORNE	1:30.918	1:31.114	0.196
26	26	MOORE	29.205	61	SELLERS	15.779	25	BOERBOO	24.933	33	THOMSON	21.235	26	26	MOORE	1:31.077	1:31.077	0.000
27	22	MACKAY	29.219	22	MACKAY	15.780	94	STAINTO	24.978	26	MOORE	21.301	27	22	MACKAY	1:31.374	1:31.477	0.103
28	33	THOMSON	29.323	76	VERWEY	15.839	22	MACKAY	25.062	39	MORGAN	21.303	28	33	THOMSON	1:31.498	1:31.507	0.009
29	73	BROOK	29.437	66	OSBORNE	15.863	73	BROOK	25.155	22	MACKAY	21.313	29	73	BROOK	1:31.543	1:31.831	0.288
30	76	VERWEY	29.595	33	THOMSON	16.053	76	VERWEY	25.351	76	VERWEY	21.863	30	76	VERWEY	1:32.648	1:32.739	0.091

**MCRCB BULLETIN TK236****2022 Bennetts British Superbike Championship - Round 11****2022 Pirelli National Superstock Championship with MotoNovo****FREE PRACTICE 3 - BEST SPEEDS**

POS	INTERMEDIATE 1			INTERMEDIATE 2			INTERMEDIATE 3			FINISH LINE		
	NO	NAME	MPH	NO	NAME	MPH	NO	NAME	MPH	NO	NAME	MPH
1	4	LINFOOT	123.8	5	KERR	166.9	51	ELLIOTT	96.8	4	LINFOOT	161.3
2	5	KERR	122.0	37	HILLIER	162.0	75	OLSEN	94.9	55	BEECH	160.9
3	40	FRANCIS	122.0	23	HEDGER	161.7	23	HEDGER	94.1	5	KERR	160.5
4	51	ELLIOTT	121.7	4	LINFOOT	160.5	55	BEECH	93.9	14	NEAVE	159.7
5	23	HEDGER	121.1	55	BEECH	159.4	44	NIXON	93.9	23	HEDGER	159.7
6	75	OLSEN	120.4	59	TRUELOVE	159.4	14	NEAVE	93.8	19	TALBOT	159.7
7	55	BEECH	120.4	40	FRANCIS	159.0	37	HILLIER	93.2	59	TRUELOVE	159.4
8	14	NEAVE	120.0	75	OLSEN	159.0	33	THOMSON	93.2	77	HARRAN	159.4
9	2	TOMS	120.0	39	MORGAN	159.0	39	MORGAN	93.0	20	OLIVER	159.4
10	19	TALBOT	120.0	51	ELLIOTT	158.2	5	KERR	92.9	44	NIXON	159.0
11	59	TRUELOVE	119.8	14	NEAVE	158.2	20	OLIVER	92.1	75	OLSEN	158.6
12	77	HARRAN	119.4	2	TOMS	156.4	73	BROOK	92.0	18	WINFIELD	158.6
13	18	WINFIELD	119.1	96	PAASCH	155.7	2	TOMS	91.9	51	ELLIOTT	158.2
14	96	PAASCH	118.9	77	HARRAN	155.3	59	TRUELOVE	91.8	2	TOMS	158.2
15	27	ESTMENT	118.7	31	COX	154.9	27	ESTMENT	91.4	37	HILLIER	157.5
16	39	MORGAN	118.5	44	NIXON	153.9	4	LINFOOT	91.3	96	PAASCH	157.1
17	94	STAINTON	117.1	94	STAINTON	153.2	77	HARRAN	91.1	27	ESTMENT	156.4
18	25	BOERBOOM	116.9	18	WINFIELD	152.8	96	PAASCH	90.9	99	LUXTON	156.4
19	37	HILLIER	116.7	19	TALBOT	152.5	18	WINFIELD	90.6	40	FRANCIS	156.0
20	44	NIXON	116.3	27	ESTMENT	152.1	22	MACKAY	90.6	31	COX	156.0
21	26	MOORE	115.9	20	OLIVER	151.8	40	FRANCIS	90.5	94	STAINTON	154.9
22	33	THOMSON	115.1	26	MOORE	151.1	19	TALBOT	90.4	25	BOERBOOM	154.6
23	20	OLIVER	114.3	99	LUXTON	150.8	31	COX	90.1	39	MORGAN	154.6
24	31	COX	113.1	33	THOMSON	150.8	26	MOORE	90.1	26	MOORE	154.2
25	66	OSBORNE	112.9	25	BOERBOOM	149.1	61	SELLERS	89.5	22	MACKAY	154.2
26	22	MACKAY	112.4	22	MACKAY	148.7	25	BOERBOOM	89.3	73	BROOK	152.5
27	99	LUXTON	111.2	66	OSBORNE	146.5	94	STAINTON	89.1	33	THOMSON	151.8
28	61	SELLERS	110.9	73	BROOK	146.2	99	LUXTON	88.5	66	OSBORNE	151.4
29	73	BROOK	109.2	61	SELLERS	145.8	66	OSBORNE	87.9	76	VERWEY	151.4
30	76	VERWEY	109.1	76	VERWEY	145.2	76	VERWEY	83.6	61	SELLERS	150.8

# MCRCB BULLETIN TK237

## 2022 Bennetts British Superbike Championship - Round 11

## 2022 Pirelli National Superstock Championship with MotoNovo

### FREE PRACTICE 3 - STATISTICS

Competitors Started	30
Planned Start	2022-10-15 @ 17:15:00.000
Actual Start	2022-10-15 @ 17:15:05.091
Finish Time	2022-10-15 @ 17:25:05.091
Track Length	2.4332mi.
Total Laps	203
Total Distance Covered	493.9577mi.

### Session Fastest Lap History

NO	NAME	LAP TIME	TIME OF DAY	LAP	VEHICLE
51	Brayden ELLIOTT	<b>1:28.672</b>	17:18:09.727	2	Honda
51	Brayden ELLIOTT	<b>1:28.643</b>	17:19:38.370	3	Honda
5	Richard KERR	<b>1:27.601</b>	17:20:15.195	3	Honda

### Flag History

TYPE	TIME OF DAY
GREEN	17:15:05.091
FINISH	17:25:05.091

### Flag Statistics

TYPE	COUNT	TOTAL LAPS	TOTAL TIME
Green	1	7	13:15.311
Red	0	0	0.000
Safety Car	0	0	0.000
FCY	0	0	0.000

**MCRCB BULLETIN TK238**

**2022 Bennetts British Superbike Championship - Round 11**

**2022 Pirelli National Superstock Championship with MotoNovo**

**FREE PRACTICE 3 - SESSION NOTES**

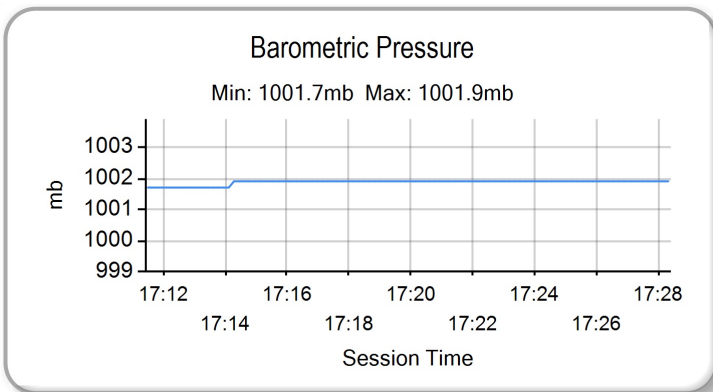
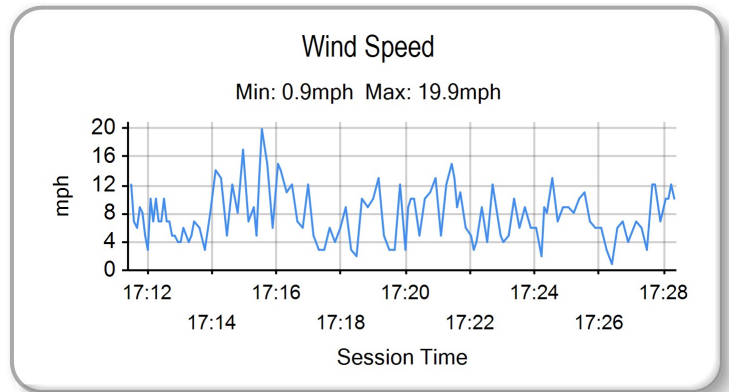
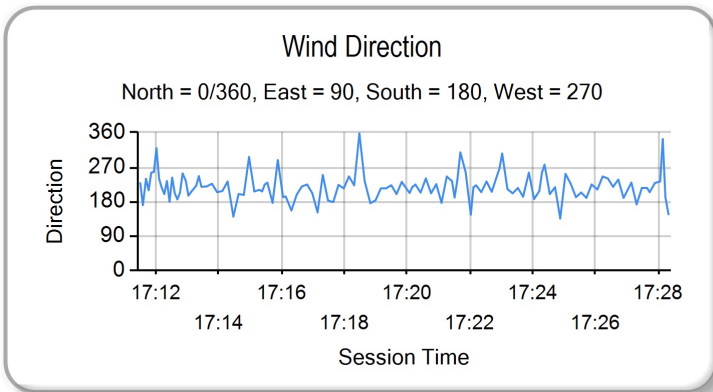
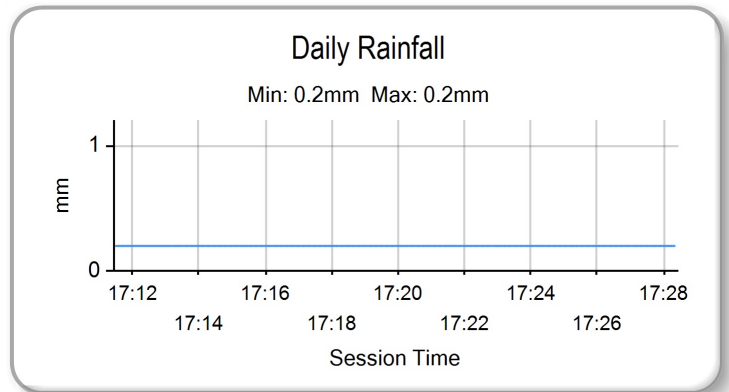
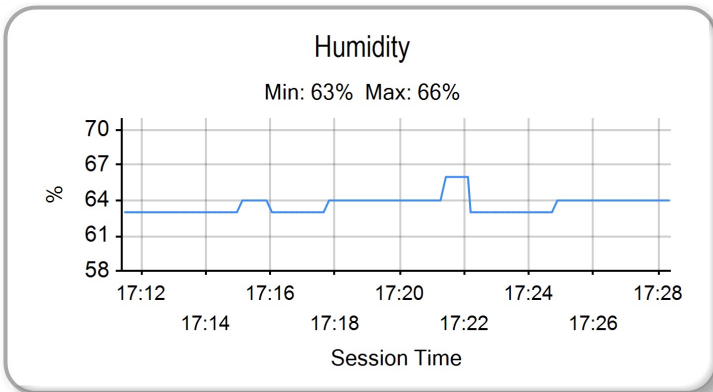
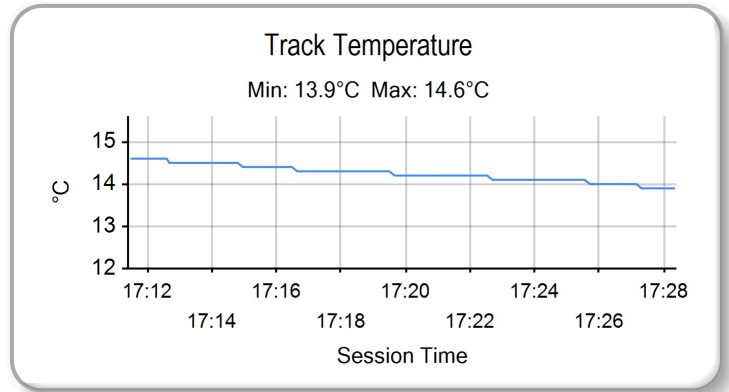
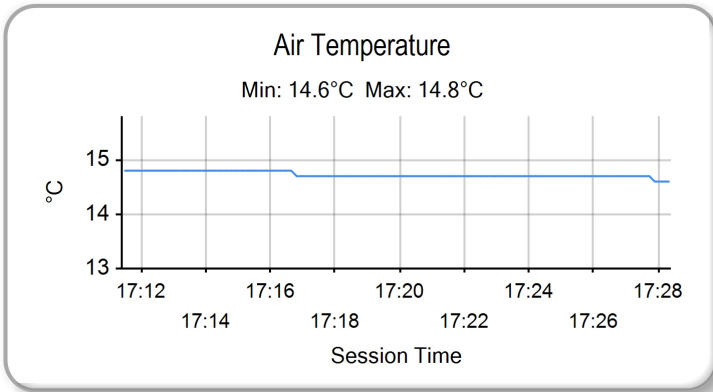
No notes recorded during this session

# MCRCB BULLETIN TK239

## 2022 Bennetts British Superbike Championship - Round 11

## 2022 Pirelli National Superstock Championship with MotoNovo

### FREE PRACTICE 3 - WEATHER CONDITIONS





ROW 11	33	1:32.025	22	Dave MACKAY	32	1:31.965	76	Luke VERWEY	31	1:31.701	26	Joe MOORE
ROW 10	30	1:31.492	39	Max MORGAN	29	1:31.459	33	Connor Rossi THOMSON	28	1:31.103	25	Jorel BOERBOOM
ROW 9	27	1:30.692	66	Sam OSBORNE	26	1:30.572	61	David SELLERS	25	1:30.343	73	David BROOK
ROW 8	24	1:30.315	99	Ben LUXTON	23	1:30.286	94	Max STANTON	22	1:30.030	31	Sam COX
ROW 7	21	1:29.420	37	James HILLIER	20	1:29.410	19	Joe TALBOT	19	1:29.261	30	Rob McNEALY
ROW 6	18	1:29.108	77	Brent HARRAN	17	1:28.994	59	Matt TRUELOVE	16	1:28.945	23	Luke HEDGER
ROW 5	15	1:28.682	55	Ash BEECH	14	1:28.568	2	TJ TOMS	13	1:28.410	44	Jack NIXON
ROW 4	12	1:28.335	96	Brandon PAASCH	11	1:28.220	20	Tom OLIVER	10	1:27.903	18	Shaun WINFIELD
ROW 3	9	1:27.837	40	Joe FRANCIS	8	1:27.766	51	Brayden ELLIOTT	7	1:27.710	5	Richard KERR
ROW 2	6	1:27.658	27	Bjorn ESTMENT	5	1:27.571	21	Tom WARD	4	1:27.571	14	Tim NEAVE
ROW 1	3	1:27.155	75	Alex OLSEN	2	1:27.027	4	Dan LINFOOT	1	1:26.641	3	Billy McCONNELL
<b>Pole</b>												

Brands Hatch GP: 2.4332 miles

Race Director : Stuart Higgs <i>S. Higgs</i>	Stewards :	Timekeeper : Richard Evans <i>R. EVANS</i>
<small>Digitally Approved at 17:43 Saturday, 15 October 2022</small>		<small>Digitally Approved at 17:43 Saturday, 15 October 2022</small>

Results can be found at [www.britishsuperbike.com](http://www.britishsuperbike.com)

Printed - 17:35 Saturday, 15 October 2022



## RACE - CLASSIFICATION



POS	NO	NAME	NAT	ENTRY	LAPS	TIME	GAP	DIFF	MPH	BEST	ON
1	3	Billy McCONNELL	AUS	Honda - C&L Fairburn Properties / Jackson Racing	14	20:28.893			99.79	1:27.162	3
2	4	Dan LINFOOT	GBR	Honda - Optimum Bikes Racing	14	20:28.940	0.047	0.047	99.79	1:27.058	3
3	75	Alex OLSEN	GBR	BMW - FHO Racing with Kobelco	14	20:29.197	0.304	0.257	99.77	1:27.208	6
4	21	Tom WARD	GBR	Aprilia - IN Competition / Aprilia	14	20:35.001	6.108	5.804	99.30	1:27.116	2
5	51	Brayden ELLIOTT	AUS	Honda - CFS Filtration No Bull Racing	14	20:35.099	6.206	0.098	99.29	1:27.318	2
6	5	Richard KERR	IRL	Honda - AMD Motorsport	14	20:35.125	6.232	0.026	99.29	1:27.374	5
7	14	Tim NEAVE	GBR	Yamaha - Edwards Yamaha	14	20:42.881	13.988	7.756	98.67	1:27.410	6
8	18	Shaun WINFIELD	GBR	Honda - TAG Racing Honda	14	20:44.401	15.508	1.520	98.55	1:27.675	3
9	40	Joe FRANCIS	GBR	Kawasaki - Stauff Fluid Power Kawasaki	14	20:44.592	15.699	0.191	98.53	1:27.932	3
10	96	Brandon PAASCH	USA	Suzuki - VisionTrack Suzuki	14	20:44.614	15.721	0.022	98.53	1:27.711	3
11	55	Ash BEECH	GBR	Honda - Jones Dorling Racing	14	20:45.223	16.330	0.609	98.48	1:27.979	13
12	20	Tom OLIVER	GBR	Aprilia - IN Competition / Aprilia	14	20:48.859	19.966	3.636	98.19	1:28.214	3
13	23	Luke HEDGER	GBR	Kawasaki - Platform Hire Racing	14	20:49.078	20.185	0.219	98.18	1:28.275	3
14	77	Brent HARRAN	RSA	Honda - Optimum Bikes Racing	14	20:50.566	21.673	1.488	98.06	1:28.439	5
15	19	Joe TALBOT	GBR	Kawasaki - Cheshire Mouldings Kawasaki by JR Pe	14	20:51.585	22.692	1.019	97.98	1:28.437	4
16	59	Matt TRUELOVE	GBR	Honda - TAG Racing Honda	14	20:51.983	23.090	0.398	97.95	1:28.431	3
17	2	TJ TOMS	GBR	Kawasaki - Platform Hire Racing	14	20:52.258	23.365	0.275	97.93	1:28.612	6
18	37	James HILLIER	GBR	Yamaha - Rich Energy OMG Racing	14	20:58.641	29.748	6.383	97.43	1:28.960	4
19	30	Rob McNEALY	GBR	BMW - McNealy Brown	14	21:05.800	36.907	7.159	96.88	1:29.084	4
20	31	Sam COX	GBR	BMW - Sam Cox Racing with Belcom Cables Ltd	14	21:05.904	37.011	0.104	96.87	1:28.904	3
21	99	Ben LUXTON	GBR	BMW - Team XG Racing	14	21:11.501	42.608	5.597	96.45	1:29.402	3
22	94	Max STAINTON	GBR	BMW - PHR Performance	14	21:16.731	47.838	5.230	96.05	1:29.508	3
23	39	Max MORGAN	GBR	Kawasaki - MSS Performance	14	21:17.705	48.812	0.974	95.98	1:30.120	3
24	25	Jorel BOERBOOM	NLD	Kawasaki - G&S Bict Groep Racing	14	21:17.905	49.012	0.200	95.96	1:30.149	5
25	26	Joe MOORE	GBR	Suzuki - Clearline Racing	14	21:18.402	49.509	0.497	95.93	1:30.177	3
26	73	David BROOK	GBR	Honda - Guildford Audio by Brook Motorsport	14	21:19.720	50.827	1.318	95.83	1:30.197	2
27	61	David SELLERS	GBR	Suzuki - True Heroes Racing	14	21:19.830	50.937	0.110	95.82	1:29.952	7
28	22	Dave MACKAY	GBR	Suzuki - True Heroes Racing	14	21:26.064	57.171	6.234	95.35	1:30.521	10
29	33	Connor Rossi THOMSON	GBR	Yamaha - Thompson Haulage / Sound Advice	14	21:34.243	1:05.350	8.179	94.75	1:31.492	4

## NOT CLASSIFIED

DNF	66	Sam OSBORNE	GBR	Suzuki - MSG Racing Suzuki & Dyno	8	12:13.483	6 Laps	6 Laps	95.54	1:29.645	6
DNF	76	Luke VERWEY	GBR	BMW - WSE Racing	8	12:27.987	6 Laps	14.504	93.68	1:31.074	6
DNF	44	Jack NIXON	GBR	BMW - FHO Racing with Kobelco	6	8:54.483	8 Laps	2 Laps	98.33	1:27.924	4
DNF	27	Bjorn ESTMOT	RSA	Suzuki - Specsavers Suzuki by Hawk Racing	1	1:32.890	13 Laps	5 Laps	94.30		

## FASTEST LAP

4	Dan LINFOOT	GBR	Honda - Optimum Bikes Racing	3	1:27.058	100.62 mph	161.93 kph
---	-------------	-----	------------------------------	---	----------	------------	------------

New Lap Record.

Weather / Track : Cloudy / Dry

These results are provisional until the conclusion of any judicial and technical matters.

Race Distance: 14 Laps / 34.06 miles

Brands Hatch GP: 2.4332 miles

Date: 16/10/2022 Start: 14:32 Finish: 14:53

Race Director : Stuart Higgs S. Higgs Digitally Approved at 15:13 Sunday, 16 October 2022	Stewards :	Timekeeper : Richard Evans R. EVANS Digitally Approved at 15:03 Sunday, 16 October 2022
---	------------	---

Results can be found at [www.britishsuperbike.com](http://www.britishsuperbike.com)

Printed - 14:55 Sunday, 16 October 2022



MCRCB BULLETIN TK317

2022 Bennetts British Superbike Championship - Round 11

2022 Pirelli National Superstock Championship with MotoNovo

RACE - LAP CHART

LAP 1 @ 14:34:03.091		
NO	BEHIND	LAP TIME

75		1:31.768
3	0.091	1:31.859
21	0.442	1:32.210
14	0.639	1:32.407
4	0.782	1:32.550
5	0.973	1:32.741
27	1.122	1:32.890
51	1.357	1:33.125
40	1.948	1:33.716
44	2.093	1:33.861
96	2.334	1:34.102
20	2.539	1:34.307
18	2.612	1:34.380
59	3.126	1:34.894
2	3.511	1:35.279
23	3.571	1:35.339
19	3.993	1:35.761
77	4.020	1:35.788
55	4.219	1:35.987
37	4.491	1:36.259
30	4.757	1:36.525
31	5.027	1:36.795
94	5.766	1:37.534
73	6.211	1:37.979
26	6.501	1:38.269
99	6.554	1:38.322
39	6.958	1:38.726
33	7.524	1:39.292
66	7.848	1:39.616
25	8.073	1:39.841
61	8.191	1:39.959
76	8.432	1:40.200
22	8.589	1:40.357

LAP 2 @ 14:35:30.426		
NO	BEHIND	LAP TIME

75		1:27.335
3	0.088	1:27.332
21	0.223	1:27.116
4	0.556	1:27.109
14	0.970	1:27.666
5	1.070	1:27.432
51	1.340	1:27.318
40	2.872	1:28.259
44	2.926	1:28.168
96	3.600	1:28.601
18	3.652	1:28.375
20	3.801	1:28.597
59	4.513	1:28.722
23	4.934	1:28.698
19	5.131	1:28.473
2	5.263	1:29.087
77	5.374	1:28.689
55	5.686	1:28.802
37	6.132	1:28.976
30	6.630	1:29.208
31	7.128	1:29.436
94	8.248	1:29.817
73	9.073	1:30.197
99	9.160	1:29.941
26	9.713	1:30.547
39	10.050	1:30.427
25	11.398	1:30.660

LAP 3 @ 14:36:57.676		
NO	BEHIND	LAP TIME

3		1:27.162
75	0.048	1:27.298
21	0.291	1:27.318
4	0.364	1:27.058
14	1.283	1:27.563
5	1.286	1:27.466
51	1.512	1:27.422
40	3.554	1:27.932
44	3.621	1:27.945
96	4.061	1:27.711
18	4.077	1:27.675
20	4.765	1:28.214
59	5.694	1:28.431
23	5.959	1:28.275
19	6.427	1:28.546
2	6.701	1:28.688
77	6.748	1:28.624
55	6.813	1:28.377
37	8.128	1:29.246
30	8.470	1:29.090
31	8.782	1:28.904
94	10.506	1:29.508
99	11.312	1:29.402
73	12.080	1:30.257
26	12.640	1:30.177
39	12.920	1:30.120
25	14.352	1:30.204
61	15.201	1:30.405
66	15.564	1:30.537
33	16.264	1:31.660
22	16.867	1:31.113
76	16.874	1:31.552

LAP 4 @ 14:38:25.010		
NO	BEHIND	LAP TIME

3		1:27.334
75	0.050	1:27.336
4	0.339	1:27.309
21	0.566	1:27.609
5	1.408	1:27.456
14	1.461	1:27.512
51	1.835	1:27.657
40	4.172	1:27.952
44	4.211	1:27.924
96	4.783	1:28.056
18	4.823	1:28.080
20	5.760	1:28.329
59	7.039	1:28.679
23	7.093	1:28.468
19	7.530	1:28.437
77	8.066	1:28.652
2	8.258	1:28.891
55	8.355	1:28.876
37	9.754	1:28.960
30	10.220	1:29.084
31	10.617	1:29.169
94	12.893	1:29.721

LAP 5 @ 14:39:52.385		
NO	BEHIND	LAP TIME

3		1:27.375
75	0.064	1:27.389
4	0.141	1:27.177
21	0.777	1:27.586
5	1.407	1:27.374
14	1.636	1:27.550
51	2.027	1:27.567
40	4.830	1:28.033
44	5.047	1:28.211
96	5.510	1:28.102
18	5.530	1:28.082
20	6.892	1:28.507
23	8.014	1:28.296
59	8.716	1:29.052
19	8.951	1:28.796
77	9.130	1:28.439
55	9.215	1:28.235
2	9.909	1:29.026
37	11.437	1:29.058
30	12.127	1:29.282
31	12.363	1:29.121
94	16.306	1:30.788
99	16.523	1:30.505
73	18.457	1:30.613
39	19.078	1:30.348
26	19.595	1:31.131
25	19.953	1:30.149
66	21.317	1:30.029
61	22.486	1:31.625
33	24.711	1:31.664
22	24.743	1:31.651
76	31.672	1:31.961

LAP 6 @ 14:41:19.620		
NO	BEHIND	LAP TIME

3		1:27.235
75	0.037	1:27.208
4	0.299	1:27.393
21	1.408	1:27.866
5	1.581	1:27.409
14	1.811	1:27.410
51	2.487	1:27.695
40	5.721	1:28.126
96	6.116	1:27.841
44	6.186	1:28.374
18	6.235	1:27.940
20	8.427	1:28.770
23	9.381	1:28.602
59	10.340	1:28.859
19	10.506	1:28.790
77	10.563	1:28.668
55	10.623	1:28.643

2	11.286	1:28.612
37	13.713	1:29.511
30	14.366	1:29.474
31	14.503	1:29.375
99	19.669	1:30.381
94	20.335	1:31.264
73	21.755	1:30.533
39	22.311	1:30.468
26	22.884	1:30.524
25	23.108	1:30.390
66	23.727	1:29.645
61	25.516	1:30.265
22	28.378	1:30.870
33	29.774	1:32.298
76	35.511	1:31.074

LAP 7 @ 14:42:46.811		
NO	BEHIND	LAP TIME

3		1:27.191
75	0.065	1:27.219
4	0.280	1:27.172
21	2.247	1:28.030
14	2.396	1:27.776
5	2.578	1:28.188
51	2.903	1:27.607
40	6.743	1:28.213
96	7.069	1:28.144
18	7.313	1:28.269
20	10.220	1:28.984
23	10.885	1:28.695
55	11.611	1:28.179
19	12.512	1:29.197
59	12.965	1:29.816
77	13.033	1:29.661
2	13.310	1:29.215
37	16.023	1:29.501
30	16.778	1:29.603
31	17.085	1:29.773
99	22.101	1:29.623
94	23.764	1:30.620
73	25.545	1:30.981
39	25.926	1:30.806
26	26.364	1:30.671
25	26.737	1:30.820
66	27.045	1:30.509
61	28.277	1:29.952
22	31.914	1:30.727
33	34.780	1:32.197
76	40.191	1:31.871

LAP 8 @ 14:44:14.214		
NO	BEHIND	LAP TIME

75		1:27.338
3	0.107	1:27.510
4	0.194	1:27.317
21	3.073	1:28.229
5	3.290	1:28.115
14	3.381	1:28.388
51	3.537	1:28.037
40	7.581	1:28.241
96	8.020	1:28.354
18	8.024	1:28.114
20	11.607	1:28.790
23	12.225	1:28.743
55	12.365	1:28.157

19	14.067	1:28.958
77	14.336	1:28.706
59	14.872	1:29.310
2	14.973	1:29.066
37	18.094	1:29.474
30	19.073	1:29.698
31	19.125	1:29.443
99	24.726	1:30.028
94	27.187	1:30.826
73	29.061	1:30.919
39	29.506	1:30.983
26	29.791	1:30.830
25	29.927	1:30.593
66	30.592	1:30.950
61	31.091	1:30.217
22	35.368	1:30.857
33	39.466	1:32.089
76	45.096	1:32.308

LAP 9 @ 14:45:41.972		
NO	BEHIND	LAP TIME

75		1:27.758
3	0.067	1:27.718
4	0.279	1:27.843
21	3.260	1:27.945
5	3.740	1:28.208
51	3.865	1:28.086
14	4.070	1:28.447
40	8.018	1:28.195
18	8.138	1:27.872
96	8.870	1:28.608
20	12.688	1:28.839
23	13.075	1:28.608
55	13.137	1:28.530
19	15.242	1:28.933
77	15.290	1:28.712
59	16.143	1:29.029
2	16.231	1:29.016
37	19.814	1:29.478
30	21.251	1:29.936
31	21.390	1:30.023
99	26.802	1:29.834
94	29.954	1:30.525
73	32.179	1:30.876
39	32.332	1:30.584
25	32.652	1:30.483
26	32.812	1:30.779
61	33.622	1:30.289
22	38.731	1:31.121
33	44.258	1:32.550

LAP 10 @ 14:47:09.833		
NO	BEHIND	LAP TIME

75		1:27.861
3	0.051	1:27.845
4	0.210	1:27.792
21	3.424	1:28.025
5	3.765	1:27.886
51	3.875	1:27.871
14	4.093	1:27.884
40	8.717	1:28.560
18	9.145	1:28.868
96	10.602	1:29.593
20	13.618	1:28.791
55	13.730	1:28.454



# MCRCB BULLETIN TK317

## 2022 Bennetts British Superbike Championship - Round 11

## 2022 Pirelli National Superstock Championship with MotoNovo

### RACE - LAP CHART

23	14.079	1:28.865	77	19.175	1:28.790	19	22.692	1:29.072
19	16.599	1:29.218	19	19.513	1:29.178	59	23.090	1:28.970
77	16.634	1:29.205	59	20.138	1:28.987	2	23.365	1:29.075
59	17.498	1:29.216	2	20.311	1:29.062	37	29.748	1:29.996
2	17.686	1:29.316	37	24.788	1:29.347	30	36.907	1:31.375
37	21.496	1:29.543	30	29.753	1:30.724	31	37.011	1:31.371
30	24.055	1:30.665	31	29.837	1:30.752	99	42.608	1:31.804
31	24.107	1:30.578	99	35.425	1:30.988	94	47.838	1:31.569
99	29.343	1:30.402	94	40.192	1:31.534	39	48.812	1:30.818
94	32.765	1:30.672	39	42.167	1:31.326	25	49.012	1:30.918
39	35.561	1:31.090	25	42.306	1:31.015	26	49.509	1:30.830
25	35.936	1:31.145	26	42.990	1:30.779	73	50.827	1:31.292
26	36.704	1:31.753	73	43.367	1:30.960	61	50.937	1:31.022
73	36.878	1:32.560	61	43.687	1:30.964	22	57.171	1:32.258
61	37.168	1:31.407	22	48.297	1:31.240	33	1:05.350	1:31.779
22	41.391	1:30.521	33	56.491	1:31.530			
33	48.634	1:32.237						

#### LAP 13 @ 14:51:32.787

NO	BEHIND	LAP TIME
----	--------	----------

3		1:27.531
75	0.210	1:27.667
4	0.242	1:27.592
21	5.078	1:28.405
5	5.173	1:28.419
51	5.221	1:28.416
14	5.545	1:28.407
18	11.721	1:28.875
40	12.842	1:28.912
96	14.074	1:28.966
55	15.595	1:27.979
20	17.922	1:29.355
23	18.519	1:29.181
77	20.375	1:28.731
19	21.049	1:29.067
59	21.549	1:28.942
2	21.719	1:28.939
37	27.181	1:29.924
30	32.961	1:30.739
31	33.069	1:30.763
99	38.233	1:30.339
94	43.698	1:31.037
39	45.423	1:30.787
25	45.523	1:30.748
26	46.108	1:30.649
73	46.964	1:31.128
61	47.344	1:31.188
22	52.342	1:31.576
33	1:01.000	1:32.040

#### LAP 14 @ 14:53:00.216

NO	BEHIND	LAP TIME
----	--------	----------

3		1:27.429
4	0.047	1:27.234
75	0.304	1:27.523
21	6.108	1:28.459
51	6.206	1:28.414
5	6.232	1:28.488
14	13.988	1:35.872
18	15.508	1:31.216
40	15.699	1:30.286
96	15.721	1:29.076
55	16.330	1:28.164
20	19.966	1:29.473
23	20.185	1:29.095
77	21.673	1:28.727

#### LAP 11 @ 14:48:37.530

NO	BEHIND	LAP TIME
----	--------	----------

3		1:27.646
75	0.239	1:27.936
4	0.317	1:27.804
21	3.777	1:28.050
5	4.042	1:27.974
51	4.129	1:27.951
14	4.401	1:28.005
18	9.495	1:28.047
40	9.623	1:28.603
96	11.570	1:28.665
55	14.641	1:28.608
20	14.910	1:28.989
23	15.446	1:29.064
19	18.061	1:29.159
77	18.111	1:29.174
59	18.877	1:29.076
2	18.975	1:28.986
37	23.167	1:29.368
30	26.755	1:30.397
31	26.811	1:30.401
99	32.163	1:30.517
94	36.384	1:31.316
39	38.567	1:30.703
25	39.017	1:30.778
26	39.937	1:30.930
73	40.133	1:30.952
61	40.449	1:30.978
22	44.783	1:31.089
33	52.687	1:31.750

#### LAP 12 @ 14:50:05.256

NO	BEHIND	LAP TIME
----	--------	----------

3		1:27.726
75	0.074	1:27.561
4	0.181	1:27.590
21	4.204	1:28.153
5	4.285	1:27.969
51	4.336	1:27.933
14	4.669	1:27.994
18	10.377	1:28.608
40	11.461	1:29.564
96	12.639	1:28.795
55	15.147	1:28.232
20	16.098	1:28.914
23	16.869	1:29.149

Weather / Track : Cloudy / Dry

# MCRCB BULLETIN TK318

## 2022 Bennetts British Superbike Championship - Round 11

## 2022 Pirelli National Superstock Championship with MotoNovo

### RACE - POSITION CHART

No	Name	Lap														
		Pos	1	2	3	4	5	6	7	8	9	10	11	12	13	14
3	McCONNELL	1	75	75	3	3	3	3	3	75	75	75	3	3	3	3
4	LINFOOT	2	3	3	75	75	75	75	75	3	3	3	75	75	75	4
75	OLSEN	3	21	21	21	4	4	4	4	4	4	4	4	4	4	75
14	NEAVE	4	14	4	4	21	21	21	21	21	21	21	21	21	21	21
21	WARD	5	4	14	14	5	5	5	14	5	5	5	5	5	5	51
27	ESTMENT	6	5	5	5	14	14	14	5	14	51	51	51	51	51	5
5	KERR	7	27	51	51	51	51	51	51	51	14	14	14	14	14	14
51	ELLIOTT	8	51	40	40	40	40	40	40	40	40	40	18	18	18	18
40	FRANCIS	9	40	44	44	44	44	96	96	96	18	18	40	40	40	40
18	WINFIELD	10	44	96	96	96	96	44	18	18	96	96	96	96	96	96
20	OLIVER	11	96	18	18	18	18	18	20	20	20	20	55	55	55	55
96	PAASCH	12	20	20	20	20	20	20	23	23	23	55	20	20	20	20
44	NIXON	13	18	59	59	59	23	23	55	55	55	23	23	23	23	23
2	TOMS	14	59	23	23	23	59	59	19	19	19	19	19	19	77	77
55	BEECH	15	2	19	19	19	19	19	59	77	77	77	77	19	19	19
23	HEDGER	16	23	2	2	77	77	77	77	59	59	59	59	59	59	59
59	TRUELOVE	17	19	77	77	2	55	55	2	2	2	2	2	2	2	2
77	HARRAN	18	77	55	55	55	2	2	37	37	37	37	37	37	37	37
30	McNEALY	19	55	37	37	37	37	37	30	30	30	30	30	30	30	30
19	TALBOT	20	37	30	30	30	30	30	31	31	31	31	31	31	31	31
37	HILLIER	21	30	31	31	31	31	31	99	99	99	99	99	99	99	99
31	COX	22	31	94	94	94	94	94	99	94	94	94	94	94	94	94
94	STANTON	23	94	73	99	99	99	94	73	73	73	39	39	39	39	39
99	LUXTON	24	73	99	73	73	73	73	39	39	39	25	25	25	25	25
73	BROOK	25	26	26	26	26	39	39	26	26	25	26	26	26	26	26
61	SELLERS	26	99	39	39	39	26	26	25	25	26	73	73	73	73	73
66	OSBORNE	27	39	25	25	25	25	25	66	66	61	61	61	61	61	61
25	BOERBOOM	28	33	33	61	61	66	66	61	61	22	22	22	22	22	22
33	THOMSON	29	66	61	66	66	61	61	22	22	33	33	33	33	33	33
39	MORGAN	30	25	66	33	33	33	22	33	33						
26	MOORE	31	61	76	22	22	22	33	76	76						
76	VERWEY	32	76	22	76	76	76									
22	MACKAY	33	22													

# MCRCB BULLETIN TK319

## 2022 Bennetts British Superbike Championship - Round 11

## 2022 Pirelli National Superstock Championship with MotoNovo

### RACE - SECTOR ANALYSIS



SECTOR 1 = FL to I1, SECTOR 2 = I1 to I2 SECTOR 3 = I2 to I3, SECTOR 4 = I3 to FL, DIFF = Difference To Personal Best Lap, P = Crossed Finish Line in Pit Lane, D = Time Disallowed

P1		3		Billy McCONNELL				Honda - C&L Fairburn Properties / Jackson Racing								
IDEAL LAP TIME : 1:27.041		BEST LAP TIME : 1:27.162		DIFFERENCE : 0.121												
LAP	SECTOR 1	SECTOR 2	SECTOR 3	SECTOR 4	LAP TIME	MPH	DIFF	TIME OF DAY								
1 -		124.0	15.207	155.7	23.963	90.5	20.431	159.4	1:31.859	95.36	4.697	14:34:03.182				
2 -	27.885	123.3	15.106	155.7	23.853	91.5	20.488	<b>160.1</b>	1:27.332	100.30	0.170	14:35:30.514				
3 -	27.800	122.2	15.085	160.5	23.864	96.0	20.413	157.5	<b>1:27.162 (1)</b>	<b>100.50</b>		<b>14:36:57.676</b>				
4 -	27.894	122.2	15.066	<b>162.4</b>	23.891	94.9	20.483	157.1	1:27.334	100.30	0.172	14:38:25.010				
5 -	27.869	126.1	15.087	160.1	23.952	97.8	20.467	156.7	1:27.375	100.25	0.213	14:39:52.385				
6 -	27.792	124.5	15.148	160.5	23.856	<b>98.5</b>	20.439	156.4	1:27.235	<b>(3)</b>	100.41	0.073	14:41:19.620			
7 -	27.781	124.2	<b>15.059</b>	161.7	<b>23.814</b>	98.3	20.537	157.5	1:27.191	<b>(2)</b>	100.46	0.029	14:42:46.811			
8 -	<b>27.777</b>	125.2	15.207	149.1	24.080	93.8	20.446	157.5	1:27.510	100.10	0.348	14:44:14.321				
9 -	28.152	<b>126.8</b>	15.256	157.9	23.919	94.6	<b>20.391</b>	<b>160.1</b>	1:27.718	99.86	0.556	14:45:42.039				
10 -	27.904	125.9	15.250	151.1	24.106	93.8	20.585	159.4	1:27.845	99.71	0.683	14:47:09.884				
11 -	27.958	122.6	15.195	160.5	23.986	98.3	20.507	156.4	1:27.646	99.94	0.484	14:48:37.530				
12 -	27.894	126.6	15.176	156.7	24.122	96.8	20.534	156.7	1:27.726	99.85	0.564	14:50:05.256				
13 -	27.838	124.5	15.162	160.1	23.976	96.8	20.555	156.7	1:27.531	100.07	0.369	14:51:32.787				
14 -	27.860	125.4	15.096	160.5	23.964	<b>98.5</b>	20.509	156.7	1:27.429	100.19	0.267	14:53:00.216				

P2		4		Dan LINFOOT				Honda - Optimum Bikes Racing								
IDEAL LAP TIME : 1:26.766		BEST LAP TIME : 1:27.058		DIFFERENCE : 0.292												
LAP	SECTOR 1	SECTOR 2	SECTOR 3	SECTOR 4	LAP TIME	MPH	DIFF	TIME OF DAY								
1 -		121.1	15.286	157.5	23.884	89.4	20.402	161.3	1:32.550	94.64	5.492	14:34:03.873				
2 -	27.949	118.5	15.027	160.1	<b>23.760</b>	91.0	20.373	160.9	1:27.109	<b>(2)</b>	100.56	0.051	14:35:30.982			
3 -	27.927	120.2	14.982	153.5	23.955	89.0	<b>20.194</b>	<b>163.6</b>	<b>1:27.058 (1)</b>	<b>100.62</b>		<b>14:36:58.040</b>				
4 -	28.011	121.1	14.961	159.0	23.994	92.3	20.343	160.9	1:27.309	100.33	0.251	14:38:25.349				
5 -	27.911	123.3	14.975	159.4	24.001	90.1	20.290	160.1	1:27.177	100.48	0.119	14:39:52.526				
6 -	28.118	124.0	14.997	159.0	23.915	92.4	20.363	160.1	1:27.393	100.23	0.335	14:41:19.919				
7 -	<b>27.862</b>	122.4	14.959	160.9	23.933	90.5	20.418	159.4	1:27.172	<b>(3)</b>	100.48	0.114	14:42:47.091			
8 -	27.924	<b>124.2</b>	<b>14.950</b>	155.7	24.059	90.9	20.384	160.9	1:27.317	100.32	0.259	14:44:14.408				
9 -	28.356	<b>124.2</b>	15.021	154.6	24.072	<b>93.2</b>	20.394	160.1	1:27.843	99.72	0.785	14:45:42.251				
10 -	28.100	121.1	14.993	152.5	24.131	90.4	20.568	160.1	1:27.792	99.77	0.734	14:47:10.043				
11 -	28.155	122.4	15.027	152.8	24.134	91.8	20.488	158.2	1:27.804	99.76	0.746	14:48:37.847				
12 -	28.212	123.8	15.005	159.7	24.001	90.8	20.372	161.3	1:27.590	100.00	0.532	14:50:05.437				
13 -	28.125	<b>124.2</b>	15.004	159.0	24.012	89.9	20.451	160.1	1:27.592	100.00	0.534	14:51:33.029				
14 -	27.914	121.5	14.987	<b>161.3</b>	23.947	92.6	20.386	159.0	1:27.234	100.41	0.176	14:53:00.263				

P3		75		Alex OLSEN				BMW - FHO Racing with Kobelco								
IDEAL LAP TIME : 1:26.906		BEST LAP TIME : 1:27.208		DIFFERENCE : 0.302												
LAP	SECTOR 1	SECTOR 2	SECTOR 3	SECTOR 4	LAP TIME	MPH	DIFF	TIME OF DAY								
1 -		120.0	15.230	155.7	23.929	92.5	20.496	157.5	1:31.768	95.45	4.560	14:34:03.091				
2 -	27.843	121.7	15.081	157.1	<b>23.885</b>	92.5	20.526	156.4	1:27.335	100.30	0.127	14:35:30.426				
3 -	28.023	117.9	15.021	153.9	24.026	92.8	<b>20.228</b>	<b>160.5</b>	1:27.298	<b>(3)</b>	100.34	0.090	14:36:57.724			
4 -	27.917	120.2	15.152	153.2	23.895	90.5	20.372	159.7	1:27.336	100.30	0.128	14:38:25.060				
5 -	27.955	121.3	<b>14.978</b>	156.4	24.075	92.4	20.381	157.5	1:27.389	100.23	0.181	14:39:52.449				
6 -	27.832	120.6	15.106	154.6	23.976	95.1	20.294	158.6	<b>1:27.208 (1)</b>	<b>100.44</b>		<b>14:41:19.657</b>				
7 -	27.865	120.0	14.993	156.4	23.986	93.9	20.375	159.0	1:27.219	<b>(2)</b>	100.43	0.011	14:42:46.876			
8 -	<b>27.815</b>	123.3	15.039	157.5	23.998	<b>96.2</b>	20.486	156.4	1:27.338	100.29	0.130	14:44:14.214				
9 -	28.124	<b>124.0</b>	15.217	156.7	23.943	94.7	20.474	157.5	1:27.758	99.81	0.550	14:45:41.972				
10 -	28.076	121.3	15.083	<b>160.5</b>	24.019	93.7	20.683	156.7	1:27.861	99.70	0.653	14:47:09.833				
11 -	28.134	119.8	15.111	152.8	24.122	94.5	20.569	159.4	1:27.936	99.61	0.728	14:48:37.769				
12 -	27.911	122.2	15.030	152.5	24.158	92.3	20.462	159.7	1:27.561	100.04	0.353	14:50:05.330				
13 -	27.939	122.9	15.025	155.7	24.146	92.8	20.557	156.7	1:27.667	99.92	0.459	14:51:32.997				
14 -	28.106	118.7	15.003	157.9	23.937	93.4	20.477	158.2	1:27.523	100.08	0.315	14:53:00.520				

# MCRCB BULLETIN TK319

## 2022 Bennetts British Superbike Championship - Round 11

## 2022 Pirelli National Superstock Championship with MotoNovo

### RACE - SECTOR ANALYSIS



SECTOR 1 = FL to I1, SECTOR 2 = I1 to I2 SECTOR 3 = I2 to I3, SECTOR 4 = I3 to FL, DIFF = Difference To Personal Best Lap, P = Crossed Finish Line in Pit Lane, D = Time Disallowed

P4 21 Tom WARD		Aprilia - IN Competition / Aprilia										
IDEAL LAP TIME : 1:27.011		BEST LAP TIME : 1:27.116		DIFFERENCE : 0.105								
LAP	SECTOR 1	SECTOR 2	SECTOR 3	SECTOR 4	LAP TIME	MPH	DIFF	TIME OF DAY				
1 -	121.5	15.322	155.7	23.924	93.3	20.528	156.7	1:32.210	94.99	5.094	14:34:03.533	
2 -	<b>27.886</b>	123.1	15.088	158.2	<b>23.751</b>	92.5	20.391	157.5	<b>1:27.116 (1)</b>	<b>100.55</b>		<b>14:35:30.649</b>
3 -	28.058	122.2	<b>15.084</b>	<b>159.4</b>	23.886	89.8	<b>20.290</b>	<b>159.0</b>	1:27.318 (2)	100.32	0.202	14:36:57.967
4 -	27.892	124.0	15.152	155.7	24.204	90.6	20.361	156.7	1:27.609	99.98	0.493	14:38:25.576
5 -	27.973	121.1	15.115	157.9	24.076	92.9	20.422	158.2	1:27.586 (3)	100.01	0.470	14:39:53.162
6 -	27.892	122.6	15.450	156.0	23.983	92.6	20.541	155.7	1:27.866	99.69	0.750	14:41:21.028
7 -	27.934	125.6	15.148	157.5	24.274	92.8	20.674	155.3	1:28.030	99.50	0.914	14:42:49.058
8 -	28.213	121.3	15.236	155.3	24.138	<b>94.6</b>	20.642	157.1	1:28.229	99.28	1.113	14:44:17.287
9 -	28.175	<b>126.8</b>	15.214	158.6	24.063	91.4	20.493	156.4	1:27.945	99.60	0.829	14:45:45.232
10 -	27.987	125.6	15.248	158.2	24.098	90.8	20.692	152.8	1:28.025	99.51	0.909	14:47:13.257
11 -	28.092	124.0	15.260	156.7	24.095	92.9	20.603	155.3	1:28.050	99.48	0.934	14:48:41.307
12 -	27.942	124.9	15.211	157.9	24.150	89.4	20.850	154.2	1:28.153	99.37	1.037	14:50:09.460
13 -	28.191	125.2	15.271	157.1	24.151	93.2	20.792	154.9	1:28.405	99.08	1.289	14:51:37.865
14 -	28.592	123.3	15.107	152.5	24.046	93.7	20.714	156.7	1:28.459	99.02	1.343	14:53:06.324

P5 51 Brayden ELLIOTT		Honda - CFS Filtration No Bull Racing										
IDEAL LAP TIME : 1:27.023		BEST LAP TIME : 1:27.318		DIFFERENCE : 0.295								
LAP	SECTOR 1	SECTOR 2	SECTOR 3	SECTOR 4	LAP TIME	MPH	DIFF	TIME OF DAY				
1 -	120.9	15.277	147.8	24.120	89.0	20.411	157.5	1:33.125	94.06	5.807	14:34:04.448	
2 -	28.140	122.4	15.005	154.6	<b>23.766</b>	93.0	20.407	<b>160.9</b>	<b>1:27.318 (1)</b>	<b>100.32</b>		<b>14:35:31.766</b>
3 -	28.097	119.4	15.041	152.8	23.991	91.9	<b>20.293</b>	155.3	1:27.422 (2)	100.20	0.104	14:36:59.188
4 -	28.156	120.2	15.099	148.1	24.055	90.3	20.347	159.4	1:27.657	99.93	0.339	14:38:26.845
5 -	<b>27.978</b>	119.4	15.069	151.8	24.101	92.4	20.419	159.4	1:27.567 (3)	100.03	0.249	14:39:54.412
6 -	28.152	120.0	15.047	153.5	24.097	95.0	20.399	159.0	1:27.695	99.88	0.377	14:41:22.107
7 -	28.046	<b>123.5</b>	15.127	156.4	24.062	92.4	20.372	159.7	1:27.607	99.99	0.289	14:42:49.714
8 -	28.163	116.9	15.117	152.1	24.307	89.7	20.450	160.5	1:28.037	99.50	0.719	14:44:17.751
9 -	28.336	117.3	15.389	156.0	24.033	89.2	20.328	159.4	1:28.086	99.44	0.768	14:45:45.837
10 -	28.371	118.9	15.039	<b>158.6</b>	23.965	<b>95.5</b>	20.496	157.5	1:27.871	99.68	0.553	14:47:13.708
11 -	28.173	119.8	15.221	158.2	24.025	89.5	20.532	157.5	1:27.951	99.59	0.633	14:48:41.659
12 -	28.127	119.6	15.136	155.7	24.026	90.0	20.644	157.1	1:27.933	99.61	0.615	14:50:09.592
13 -	28.451	118.1	15.194	150.1	24.210	89.0	20.561	158.2	1:28.416	99.07	1.098	14:51:38.008
14 -	28.670	120.2	<b>14.986</b>	154.2	24.135	89.9	20.623	154.9	1:28.414	99.07	1.096	14:53:06.422

P6 5 Richard KERR		Honda - AMD Motorsport										
IDEAL LAP TIME : 1:27.072		BEST LAP TIME : 1:27.374		DIFFERENCE : 0.302								
LAP	SECTOR 1	SECTOR 2	SECTOR 3	SECTOR 4	LAP TIME	MPH	DIFF	TIME OF DAY				
1 -	116.9	15.211	152.8	23.995	89.2	<b>20.379</b>	160.5	1:32.741	94.45	5.367	14:34:04.064	
2 -	28.086	118.5	14.955	155.7	23.971	89.1	20.420	<b>161.3</b>	1:27.432 (3)	100.19	0.058	14:35:31.496
3 -	28.047	118.5	<b>14.924</b>	160.5	<b>23.872</b>	89.1	20.623	151.8	1:27.466	100.15	0.092	14:36:58.962
4 -	27.957	123.3	14.955	162.8	24.052	90.3	20.492	160.9	1:27.456	100.16	0.082	14:38:26.418
5 -	27.972	121.7	14.994	164.0	24.003	<b>92.5</b>	20.405	160.5	<b>1:27.374 (1)</b>	<b>100.25</b>		<b>14:39:53.792</b>
6 -	<b>27.897</b>	122.4	15.042	162.8	24.069	92.0	20.401	159.7	1:27.409 (2)	100.21	0.035	14:41:21.201
7 -	28.168	121.1	15.010	161.7	24.581	90.9	20.429	160.1	1:28.188	99.33	0.814	14:42:49.389
8 -	28.324	120.6	15.072	155.7	24.201	90.9	20.518	160.5	1:28.115	99.41	0.741	14:44:17.504
9 -	28.493	121.3	15.169	161.7	23.997	92.0	20.549	159.0	1:28.208	99.30	0.834	14:45:45.712
10 -	28.134	<b>124.0</b>	15.023	163.2	24.103	92.3	20.626	159.0	1:27.886	99.67	0.512	14:47:13.598
11 -	28.173	123.1	15.014	155.7	24.204	88.7	20.583	159.0	1:27.974	99.57	0.600	14:48:41.572
12 -	28.090	122.2	15.061	<b>164.4</b>	24.136	89.8	20.682	158.2	1:27.969	99.57	0.595	14:50:09.541
13 -	28.336	123.1	15.172	156.4	24.292	89.4	20.619	159.7	1:28.419	99.07	1.045	14:51:37.960
14 -	28.257	121.7	15.225	162.8	24.051	89.8	20.955	160.1	1:28.488	98.99	1.114	14:53:06.448

# MCRCB BULLETIN TK319

## 2022 Bennetts British Superbike Championship - Round 11

## 2022 Pirelli National Superstock Championship with MotoNovo

### RACE - SECTOR ANALYSIS



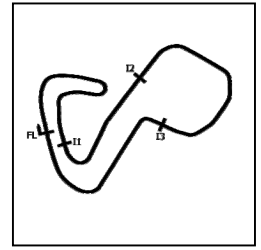
SECTOR 1 = FL to I1, SECTOR 2 = I1 to I2 SECTOR 3 = I2 to I3, SECTOR 4 = I3 to FL, DIFF = Difference To Personal Best Lap, P = Crossed Finish Line in Pit Lane, D = Time Disallowed

P7 14		Tim NEAVE				Yamaha - Edwards Yamaha						
IDEAL LAP TIME : 1:27.075		BEST LAP TIME : 1:27.410				DIFFERENCE : 0.335						
LAP	SECTOR 1	SECTOR 2		SECTOR 3		SECTOR 4		LAP TIME	MPH	DIFF	TIME OF DAY	
1 -		117.9	15.287	155.7	23.931	91.9	20.551	157.9	1:32.407	94.79	4.997	14:34:03.730
2 -	27.967	117.7	15.162	156.7	23.953	92.8	20.584	157.5	1:27.666	99.92	0.256	14:35:31.396
3 -	28.004	119.6	<b>15.046</b>	<b>163.2</b>	23.994	91.3	20.519	154.2	1:27.563	100.04	0.153	14:36:58.959
4 -	28.141	120.9	15.155	159.7	<b>23.770</b>	88.4	20.446	<b>160.9</b>	1:27.512 (2)	100.09	0.102	14:38:26.471
5 -	28.061	121.3	15.189	159.4	23.879	91.1	<b>20.421</b>	159.0	1:27.550 (3)	100.05	0.140	14:39:54.021
6 -	<b>27.838</b>	117.7	15.240	156.7	23.853	93.2	20.479	159.7	<b>1:27.410 (1)</b>	<b>100.21</b>		<b>14:41:21.431</b>
7 -	28.075	117.9	15.276	156.4	23.881	<b>96.2</b>	20.544	158.6	1:27.776	99.79	0.366	14:42:49.207
8 -	28.144	120.0	15.453	153.2	24.317	91.9	20.474	158.2	1:28.388	99.10	0.978	14:44:17.595
9 -	28.346	<b>122.4</b>	15.239	156.0	24.153	93.4	20.709	<b>160.9</b>	1:28.447	99.04	1.037	14:45:46.042
10 -	28.269	116.3	15.230	159.7	23.887	92.4	20.498	159.7	1:27.884	99.67	0.474	14:47:13.926
11 -	28.203	114.7	15.153	154.6	23.999	90.5	20.650	159.0	1:28.005	99.53	0.595	14:48:41.931
12 -	28.287	121.1	15.116	155.7	23.974	91.6	20.617	158.2	1:27.994	99.55	0.584	14:50:09.925
13 -	28.323	118.5	15.219	153.5	24.131	92.1	20.734	159.4	1:28.407	99.08	0.997	14:51:38.332
14 -	28.591	115.1	15.259	153.5	30.913	92.4	21.109	155.3	1:35.872	91.37	8.462	14:53:14.204

P8 18		Shaun WINFIELD				Honda - TAG Racing Honda						
IDEAL LAP TIME : 1:27.484		BEST LAP TIME : 1:27.675				DIFFERENCE : 0.191						
LAP	SECTOR 1	SECTOR 2		SECTOR 3		SECTOR 4		LAP TIME	MPH	DIFF	TIME OF DAY	
1 -		112.0	15.249	145.8	24.351	87.8	20.394	160.9	1:34.380	92.81	6.705	14:34:05.703
2 -	28.445	112.2	15.219	148.4	24.239	86.0	20.472	157.5	1:28.375	99.12	0.700	14:35:34.078
3 -	28.207	117.3	<b>15.107</b>	143.7	23.990	89.9	20.371	160.1	<b>1:27.675 (1)</b>	<b>99.91</b>		<b>14:37:01.753</b>
4 -	28.524	115.7	15.163	148.1	24.055	90.3	<b>20.338</b>	<b>161.3</b>	1:28.080	99.45	0.405	14:38:29.833
5 -	28.382	117.3	15.132	151.1	24.047	90.0	20.521	159.0	1:28.082	99.45	0.407	14:39:57.915
6 -	<b>28.147</b>	<b>119.6</b>	15.140	147.4	24.110	91.6	20.543	157.9	1:27.940 (3)	99.61	0.265	14:41:25.855
7 -	28.625	<b>119.6</b>	15.133	151.8	24.113	90.9	20.398	158.6	1:28.269	99.24	0.594	14:42:54.124
8 -	28.490	116.1	15.115	153.5	24.086	89.4	20.423	158.6	1:28.114	99.41	0.439	14:44:22.238
9 -	28.431	119.4	15.135	154.9	23.945	91.0	20.361	156.4	1:27.872 (2)	99.68	0.197	14:45:50.110
10 -	28.416	117.1	15.582	154.9	24.386	92.1	20.484	156.7	1:28.868	98.57	1.193	14:47:18.978
11 -	28.483	117.3	15.225	<b>155.3</b>	<b>23.892</b>	<b>92.4</b>	20.447	157.1	1:28.047	99.49	0.372	14:48:47.025
12 -	28.505	117.9	15.263	153.2	24.136	90.1	20.704	155.7	1:28.608	98.86	0.933	14:50:15.633
13 -	28.565	119.1	15.366	152.8	24.173	91.4	20.771	154.6	1:28.875	98.56	1.200	14:51:44.508
14 -	29.164	114.9	16.058	150.1	24.782	89.8	21.212	154.6	1:31.216	96.03	3.541	14:53:15.724

P9 40		Joe FRANCIS				Kawasaki - Stauff Fluid Power Kawasaki						
IDEAL LAP TIME : 1:27.683		BEST LAP TIME : 1:27.932				DIFFERENCE : 0.249						
LAP	SECTOR 1	SECTOR 2		SECTOR 3		SECTOR 4		LAP TIME	MPH	DIFF	TIME OF DAY	
1 -		120.4	<b>15.234</b>	152.5	24.161	92.0	<b>20.628</b>	<b>154.2</b>	1:33.716	93.47	5.784	14:34:05.039
2 -	28.197	119.1	15.463	155.7	23.954	92.5	20.645	153.2	1:28.259	99.25	0.327	14:35:33.298
3 -	28.036	121.1	15.314	<b>159.0</b>	23.911	93.0	20.671	153.5	<b>1:27.932 (1)</b>	<b>99.62</b>		<b>14:37:01.230</b>
4 -	<b>27.957</b>	<b>123.8</b>	15.355	157.5	<b>23.864</b>	<b>94.1</b>	20.776	153.2	1:27.952 (2)	99.59	0.020	14:38:29.182
5 -	28.094	123.3	15.299	158.6	23.986	91.1	20.654	153.2	1:28.033 (3)	99.50	0.101	14:39:57.215
6 -	28.030	122.9	15.330	157.9	24.028	92.1	20.738	152.1	1:28.126	99.40	0.194	14:41:25.341
7 -	28.121	123.1	15.426	156.4	23.954	92.9	20.712	151.8	1:28.213	99.30	0.281	14:42:53.554
8 -	28.145	123.5	15.352	157.9	24.008	93.4	20.736	152.5	1:28.241	99.27	0.309	14:44:21.795
9 -	28.096	122.9	15.400	158.6	23.990	91.6	20.709	152.1	1:28.195	99.32	0.263	14:45:49.990
10 -	28.225	121.1	15.504	155.7	24.051	92.6	20.780	151.4	1:28.560	98.91	0.628	14:47:18.550
11 -	28.226	121.5	15.365	156.4	24.025	91.6	20.987	149.1	1:28.603	98.86	0.671	14:48:47.153
12 -	28.889	117.3	15.557	155.3	24.229	91.0	20.889	151.8	1:29.564	97.80	1.632	14:50:16.717
13 -	28.361	122.9	15.467	156.7	24.166	92.9	20.918	152.1	1:28.912	98.52	0.980	14:51:45.629
14 -	28.306	117.3	15.936	148.4	24.781	88.3	21.263		1:30.286	97.02	2.354	14:53:15.915

## RACE - SECTOR ANALYSIS



SECTOR 1 = FL to I1, SECTOR 2 = I1 to I2 SECTOR 3 = I2 to I3, SECTOR 4 = I3 to FL, DIFF = Difference To Personal Best Lap, P = Crossed Finish Line in Pit Lane, D = Time Disallowed

P10 96		Brandon PAASCH				Suzuki - VisionTrack Suzuki						
IDEAL LAP TIME : 1:27.600		BEST LAP TIME : 1:27.711				DIFFERENCE : 0.111						
LAP	SECTOR 1	SECTOR 2		SECTOR 3		SECTOR 4		LAP TIME	MPH	DIFF	TIME OF DAY	
1 -		113.9	15.350	148.1	24.237	88.0	<b>20.540</b>	157.9	1:34.102	93.08	6.391	14:34:05.425
2 -	28.384	118.7	15.207	153.5	24.366	92.0	20.644	<b>159.0</b>	1:28.601	98.86	0.890	14:35:34.026
3 -	28.063	117.5	15.151	155.7	<b>23.910</b>	90.5	20.587	157.9	<b>1:27.711 (1)</b>	<b>99.87</b>		<b>14:37:01.737</b>
4 -	28.411	117.7	15.166	155.7	23.932	92.9	20.547	<b>159.0</b>	1:28.056 (3)	99.48	0.345	14:38:29.793
5 -	28.258	117.9	15.112	153.9	24.076	91.0	20.656	157.9	1:28.102	99.42	0.391	14:39:57.895
6 -	<b>28.046</b>	119.4	15.152	153.5	24.063	92.3	20.580	156.4	1:27.841 (2)	99.72	0.130	14:41:25.736
7 -	28.112	119.4	15.126	150.8	24.208	91.6	20.698	156.7	1:28.144	99.38	0.433	14:42:53.880
8 -	28.533	118.7	15.142	157.1	23.993	93.4	20.686	155.7	1:28.354	99.14	0.643	14:44:22.234
9 -	28.611	117.9	<b>15.104</b>	150.4	24.292	89.7	20.601	156.4	1:28.608	98.86	0.897	14:45:50.842
10 -	28.109	<b>121.1</b>	15.170	<b>159.4</b>	24.601	89.9	21.713	154.2	1:29.593	97.77	1.882	14:47:20.435
11 -	28.447	118.1	15.277	156.4	24.191	91.0	20.750	154.9	1:28.665	98.79	0.954	14:48:49.100
12 -	28.444	119.4	15.247	156.7	24.220	91.0	20.884	144.6	1:28.795	98.65	1.084	14:50:17.895
13 -	28.579	119.1	15.270	155.3	24.281	<b>94.3</b>	20.836	155.3	1:28.966	98.46	1.255	14:51:46.861
14 -	28.241	119.8	15.206	153.9	24.529	89.5	21.100	151.1	1:29.076	98.34	1.365	14:53:15.937

P11 55		Ash BEECH				Honda - Jones Dorling Racing						
IDEAL LAP TIME : 1:27.619		BEST LAP TIME : 1:27.979				DIFFERENCE : 0.360						
LAP	SECTOR 1	SECTOR 2		SECTOR 3		SECTOR 4		LAP TIME	MPH	DIFF	TIME OF DAY	
1 -		114.7	15.770	148.7	24.420	88.1	20.729	157.5	1:35.987	91.25	8.008	14:34:07.310
2 -	28.608	120.6	15.358	152.8	24.159	88.4	20.677	159.7	1:28.802	98.64	0.823	14:35:36.112
3 -	28.389	118.9	15.212	156.0	24.283	88.1	20.493	158.2	1:28.377	99.11	0.398	14:37:04.489
4 -	28.835	120.9	15.323	154.9	24.190	90.8	20.528	158.2	1:28.876	98.56	0.897	14:38:33.365
5 -	28.443	122.2	15.245	157.1	24.060	88.3	<b>20.487</b>	158.6	1:28.235	99.27	0.256	14:40:01.600
6 -	28.437	117.7	<b>15.162</b>	157.1	24.495	87.8	20.549	159.7	1:28.643	98.82	0.664	14:41:30.243
7 -	28.262	123.1	15.298	159.4	24.074	94.1	20.545	158.6	1:28.179	99.34	0.200	14:42:58.422
8 -	27.967	122.9	15.264	153.5	24.272	91.9	20.654	158.2	1:28.157 (2)	99.36	0.178	14:44:26.579
9 -	28.327	121.7	15.276	154.9	24.285	90.3	20.642	<b>160.5</b>	1:28.530	98.94	0.551	14:45:55.109
10 -	28.227	122.4	15.202	154.9	24.264	89.1	20.761	157.9	1:28.454	99.03	0.475	14:47:23.563
11 -	28.410	122.0	15.198	153.9	24.279	92.9	20.721	156.7	1:28.608	98.86	0.629	14:48:52.171
12 -	28.118	123.8	15.348	159.4	24.066	95.0	20.700	156.7	1:28.232	99.28	0.253	14:50:20.403
13 -	<b>27.948</b>	<b>127.3</b>	15.327	160.1	<b>24.022</b>	<b>96.8</b>	20.682	156.7	<b>1:27.979 (1)</b>	<b>99.56</b>		<b>14:51:48.382</b>
14 -	28.009	124.2	15.277	<b>160.9</b>	24.163	93.3	20.715	154.6	1:28.164 (3)	99.35	0.185	14:53:16.546

P12 20		Tom OLIVER				Aprilia - IN Competition / Aprilia						
IDEAL LAP TIME : 1:27.981		BEST LAP TIME : 1:28.214				DIFFERENCE : 0.233						
LAP	SECTOR 1	SECTOR 2		SECTOR 3		SECTOR 4		LAP TIME	MPH	DIFF	TIME OF DAY	
1 -		113.9	15.363	149.1	24.373	89.3	<b>20.484</b>	159.0	1:34.307	92.88	6.093	14:34:05.630
2 -	28.374	115.3	15.264	152.1	24.445	83.5	20.514	156.7	1:28.597	98.87	0.383	14:35:34.227
3 -	28.421	117.3	<b>15.077</b>	155.3	<b>24.134</b>	91.1	20.582	159.0	<b>1:28.214 (1)</b>	<b>99.30</b>		<b>14:37:02.441</b>
4 -	<b>28.286</b>	115.9	15.159	153.9	24.221	91.1	20.663	158.6	1:28.329 (2)	99.17	0.115	14:38:30.770
5 -	28.483	116.1	15.103	156.0	24.298	90.9	20.623	<b>159.4</b>	1:28.507 (3)	98.97	0.293	14:39:59.277
6 -	28.356	117.9	15.292	154.6	24.459	92.3	20.663	158.2	1:28.770	98.68	0.556	14:41:28.047
7 -	28.451	119.4	15.434	155.7	24.347	90.9	20.752	157.5	1:28.984	98.44	0.770	14:42:57.031
8 -	28.421	118.9	15.278	154.6	24.374	91.4	20.717	158.2	1:28.790	98.65	0.576	14:44:25.821
9 -	28.459	118.9	15.341	156.4	24.398	92.3	20.641	158.6	1:28.839	98.60	0.625	14:45:54.660
10 -	28.453	119.8	15.202	157.5	24.369	91.1	20.767	158.2	1:28.791	98.65	0.577	14:47:23.451
11 -	28.375	119.6	15.176	156.7	24.577	90.6	20.861	158.2	1:28.989	98.43	0.775	14:48:52.440
12 -	28.386	118.7	15.315	156.0	24.468	90.5	20.745	157.9	1:28.914	98.52	0.700	14:50:21.354
13 -	28.479	<b>120.0</b>	15.450	156.4	24.448	<b>93.7</b>	20.978	157.1	1:29.355	98.03	1.141	14:51:50.709
14 -	28.457	119.1	15.326	<b>158.2</b>	24.623	91.1	21.067	156.4	1:29.473	97.90	1.259	14:53:20.182

# MCRCB BULLETIN TK319

## 2022 Bennetts British Superbike Championship - Round 11

## 2022 Pirelli National Superstock Championship with MotoNovo

### RACE - SECTOR ANALYSIS



SECTOR 1 = FL to I1, SECTOR 2 = I1 to I2 SECTOR 3 = I2 to I3, SECTOR 4 = I3 to FL, DIFF = Difference To Personal Best Lap, P = Crossed Finish Line in Pit Lane, D = Time Disallowed

P13 23		Luke HEDGER				Kawasaki - Platform Hire Racing						
IDEAL LAP TIME : 1:28.183		BEST LAP TIME : 1:28.275				DIFFERENCE : 0.092						
LAP	SECTOR 1	SECTOR 2		SECTOR 3		SECTOR 4		LAP TIME	MPH	DIFF	TIME OF DAY	
1 -		119.1	15.475	148.4	24.434	92.5	20.634	161.3	1:35.339	91.88	7.064	14:34:06.662
2 -	28.484	120.0	15.250	156.7	<b>24.147</b>	90.6	20.817	160.5	1:28.698	98.76	0.423	14:35:35.360
3 -	28.370	120.2	<b>15.206</b>	157.5	24.183	90.1	<b>20.516</b>	<b>161.7</b>	<b>1:28.275 (1)</b>	<b>99.23</b>		<b>14:37:03.635</b>
4 -	28.430	118.5	15.224	154.6	24.193	89.2	20.621	159.4	1:28.468 <b>(3)</b>	99.01	0.193	14:38:32.103
5 -	<b>28.314</b>	<b>123.3</b>	15.218	<b>160.1</b>	24.171	91.9	20.593	160.1	1:28.296 <b>(2)</b>	99.20	0.021	14:40:00.399
6 -	28.354	122.2	15.260	159.7	24.348	92.3	20.640	159.4	1:28.602	98.86	0.327	14:41:29.001
7 -	28.323	120.2	15.375	157.5	24.290	92.0	20.707	159.7	1:28.695	98.76	0.420	14:42:57.696
8 -	28.441	118.9	15.314	159.0	24.309	<b>93.0</b>	20.679	159.7	1:28.743	98.71	0.468	14:44:26.439
9 -	28.330	119.6	15.259	157.5	24.314	90.5	20.705	159.7	1:28.608	98.86	0.333	14:45:55.047
10 -	28.582	119.6	15.269	157.5	24.295	92.0	20.719	160.1	1:28.865	98.57	0.590	14:47:23.912
11 -	28.544	117.7	15.239	156.7	24.421	90.4	20.860	159.7	1:29.064	98.35	0.789	14:48:52.976
12 -	28.575	119.4	15.239	156.0	24.474	91.4	20.861	158.2	1:29.149	98.26	0.874	14:50:22.125
13 -	28.568	118.3	15.359	157.1	24.380	92.4	20.874	158.6	1:29.181	98.22	0.906	14:51:51.306
14 -	28.620	118.3	15.296	158.2	24.398	91.6	20.781	158.2	1:29.095	98.32	0.820	14:53:20.401

P14 77		Brent HARRAN				Honda - Optimum Bikes Racing						
IDEAL LAP TIME : 1:28.232		BEST LAP TIME : 1:28.439				DIFFERENCE : 0.207						
LAP	SECTOR 1	SECTOR 2		SECTOR 3		SECTOR 4		LAP TIME	MPH	DIFF	TIME OF DAY	
1 -		117.7	15.550	148.4	24.645	87.9	20.654	156.7	1:35.788	91.44	7.349	14:34:07.111
2 -	28.567	116.3	15.221	151.1	24.359	89.2	<b>20.542</b>	<b>158.2</b>	1:28.689	98.77	0.250	14:35:35.800
3 -	28.473	116.9	15.164	154.2	24.421	89.4	20.566	157.1	1:28.624 <b>(2)</b>	98.84	0.185	14:37:04.424
4 -	28.442	119.6	15.152	154.2	24.433	88.1	20.625	156.0	1:28.652 <b>(3)</b>	98.81	0.213	14:38:33.076
5 -	<b>28.293</b>	114.5	15.161	153.5	24.428	86.9	20.557	157.5	<b>1:28.439 (1)</b>	<b>99.04</b>		<b>14:40:01.515</b>
6 -	28.321	116.9	15.151	151.4	24.581	88.8	20.615	154.2	1:28.668	98.79	0.229	14:41:30.183
7 -	29.074	112.4	15.216	152.1	24.646	88.7	20.725	154.6	1:29.661	97.69	1.222	14:42:59.844
8 -	28.447	118.1	<b>15.105</b>	155.3	24.489	91.5	20.665	156.4	1:28.706	98.75	0.267	14:44:28.550
9 -	28.371	119.4	15.188	152.8	24.411	89.0	20.742	156.4	1:28.712	98.74	0.273	14:45:57.262
10 -	28.435	<b>120.2</b>	15.198	148.7	24.716	86.7	20.856	155.7	1:29.205	98.19	0.766	14:47:26.467
11 -	28.451	118.5	15.385	151.8	24.517	88.4	20.821	154.9	1:29.174	98.23	0.735	14:48:55.641
12 -	28.403	120.0	15.217	<b>157.9</b>	24.466	<b>93.7</b>	20.704	154.2	1:28.790	98.65	0.351	14:50:24.431
13 -	28.447	117.7	15.233	155.3	<b>24.292</b>	93.5	20.759	156.7	1:28.731	98.72	0.292	14:51:53.162
14 -	28.483	118.5	15.225	154.6	24.300	93.2	20.719	154.2	1:28.727	98.72	0.288	14:53:21.889

P15 19		Joe TALBOT				Kawasaki - Cheshire Mouldings Kawasaki by JR Performance						
IDEAL LAP TIME : 1:28.174		BEST LAP TIME : 1:28.437				DIFFERENCE : 0.263						
LAP	SECTOR 1	SECTOR 2		SECTOR 3		SECTOR 4		LAP TIME	MPH	DIFF	TIME OF DAY	
1 -		113.9	15.386	153.9	24.826	90.5	20.734	157.9	1:35.761	91.47	7.324	14:34:07.084
2 -	28.362	117.7	15.220	154.2	<b>24.232</b>	89.8	<b>20.659</b>	<b>158.6</b>	1:28.473 <b>(2)</b>	99.01	0.036	14:35:35.557
3 -	28.275	118.3	15.268	151.1	24.278	88.7	20.725	157.1	1:28.546 <b>(3)</b>	98.92	0.109	14:37:04.103
4 -	28.146	120.0	<b>15.143</b>	150.4	24.450	87.1	20.698	157.5	<b>1:28.437 (1)</b>	<b>99.05</b>		<b>14:38:32.540</b>
5 -	28.240	117.3	15.178	148.4	24.572	88.7	20.806	157.1	1:28.796	98.65	0.359	14:40:01.336
6 -	28.233	120.0	15.151	153.2	24.620	90.0	20.786	156.7	1:28.790	98.65	0.353	14:41:30.126
7 -	28.510	119.1	15.458	151.8	24.471	89.1	20.758	156.4	1:29.197	98.20	0.760	14:42:59.323
8 -	<b>28.140</b>	123.1	15.406	149.7	24.539	89.5	20.873	154.9	1:28.958	98.47	0.521	14:44:28.281
9 -	28.183	122.9	15.359	153.5	24.523	89.1	20.868	155.7	1:28.933	98.49	0.496	14:45:57.214
10 -	28.302	122.2	15.282	152.1	24.659	89.1	20.975	154.9	1:29.218	98.18	0.781	14:47:26.432
11 -	28.269	<b>124.2</b>	15.396	154.6	24.547	90.1	20.947	154.9	1:29.159	98.24	0.722	14:48:55.591
12 -	28.236	123.1	15.400	<b>156.0</b>	24.633	90.8	20.909	156.4	1:29.178	98.22	0.741	14:50:24.769
13 -	28.384	118.9	15.323	154.6	24.474	92.5	20.886	155.7	1:29.067	98.35	0.630	14:51:53.836
14 -	28.334	119.6	15.319	154.9	24.488	<b>94.5</b>	20.931	153.2	1:29.072	98.34	0.635	14:53:22.908

# MCRCB BULLETIN TK319

## 2022 Bennetts British Superbike Championship - Round 11

## 2022 Pirelli National Superstock Championship with MotoNovo

### RACE - SECTOR ANALYSIS



SECTOR 1 = FL to I1, SECTOR 2 = I1 to I2, SECTOR 3 = I2 to I3, SECTOR 4 = I3 to FL, DIFF = Difference To Personal Best Lap, P = Crossed Finish Line in Pit Lane, D = Time Disallowed

P16 59		Matt TRUELOVE				Honda - TAG Racing Honda						
IDEAL LAP TIME : 1:28.363		BEST LAP TIME : 1:28.431				DIFFERENCE : 0.068						
LAP	SECTOR 1	SECTOR 2		SECTOR 3		SECTOR 4		LAP TIME	MPH	DIFF	TIME OF DAY	
1 -		119.8	15.233	148.7	24.445	88.5	20.685	158.2	1:34.894	92.31	6.463	14:34:06.217
2 -	28.470	120.2	15.135	152.1	24.435	90.6	20.682	<b>159.4</b>	1:28.722 (3)	98.73	0.291	14:35:34.939
3 -	28.333	121.5	<b>15.098</b>	153.9	<b>24.333</b>	91.4	20.667	157.9	<b>1:28.431 (1)</b>	<b>99.05</b>		<b>14:37:03.370</b>
4 -	28.417	121.3	15.152	154.6	24.412	89.1	20.698	158.6	1:28.679 (2)	98.78	0.248	14:38:32.049
5 -	28.582	116.3	15.203	152.5	24.614	90.3	<b>20.653</b>	159.0	1:29.052	98.36	0.621	14:40:01.101
6 -	28.315	121.3	15.255	153.2	24.538	91.1	20.751	157.5	1:28.859	98.58	0.428	14:41:29.960
7 -	29.205	115.9	15.256	150.4	24.559	89.8	20.796	156.4	1:29.816	97.53	1.385	14:42:59.776
8 -	28.399	121.3	15.202	150.8	24.911	89.0	20.798	157.1	1:29.310	98.08	0.879	14:44:29.086
9 -	28.516	119.1	15.217	152.5	24.539	91.0	20.757	157.5	1:29.029	98.39	0.598	14:45:58.115
10 -	28.518	122.0	15.275	152.5	24.545	91.4	20.878	156.7	1:29.216	98.18	0.785	14:47:27.331
11 -	28.506	119.4	15.258	154.6	24.497	<b>92.8</b>	20.815	158.6	1:29.076	98.34	0.645	14:48:56.407
12 -	<b>28.279</b>	<b>123.8</b>	15.423	154.2	24.491	91.6	20.794	158.2	1:28.987	98.43	0.556	14:50:25.394
13 -	28.402	<b>123.8</b>	15.247	154.9	24.538	90.3	20.755	158.6	1:28.942	98.48	0.511	14:51:54.336
14 -	28.521	119.6	15.212	<b>155.3</b>	24.479	91.4	20.758	154.2	1:28.970	98.45	0.539	14:53:23.306

P17 2		TJ TOMS				Kawasaki - Platform Hire Racing						
IDEAL LAP TIME : 1:28.356		BEST LAP TIME : 1:28.612				DIFFERENCE : 0.256						
LAP	SECTOR 1	SECTOR 2		SECTOR 3		SECTOR 4		LAP TIME	MPH	DIFF	TIME OF DAY	
1 -		117.7	15.508	<b>158.6</b>	24.401	91.9	20.815	<b>159.7</b>	1:35.279	91.93	6.667	14:34:06.602
2 -	28.669	118.3	15.436	149.4	24.368	90.4	20.614	158.6	1:29.087	98.32	0.475	14:35:35.689
3 -	28.365	120.0	15.169	153.5	<b>24.441</b>	92.0	20.713	156.7	1:28.688 (2)	98.77	0.076	14:37:04.377
4 -	28.761	119.1	15.169	155.7	<b>24.320</b>	91.9	20.641	159.0	1:28.891 (3)	98.54	0.279	14:38:33.268
5 -	28.674	120.0	15.323	157.9	24.476	90.9	<b>20.553</b>	159.0	1:29.026	98.39	0.414	14:40:02.294
6 -	<b>28.353</b>	120.9	15.198	156.4	24.387	<b>93.9</b>	20.674	158.6	<b>1:28.612 (1)</b>	<b>98.85</b>		<b>14:41:30.906</b>
7 -	28.533	117.1	15.273	151.8	24.683	90.1	20.726	157.9	1:29.215	98.18	0.603	14:43:00.121
8 -	28.679	117.3	15.184	152.5	24.481	90.3	20.722	157.5	1:29.066	98.35	0.454	14:44:29.187
9 -	28.656	118.5	15.288	155.7	24.430	91.6	20.642	<b>159.7</b>	1:29.016	98.40	0.404	14:45:58.203
10 -	28.786	<b>121.3</b>	15.212	154.2	24.479	91.8	20.839	154.2	1:29.316	98.07	0.704	14:47:27.519
11 -	28.590	119.4	<b>15.130</b>	153.2	24.556	90.8	20.710	159.0	1:28.986	98.44	0.374	14:48:56.505
12 -	28.425	120.6	15.199	152.5	24.647	92.3	20.791	159.0	1:29.062	98.35	0.450	14:50:25.567
13 -	28.432	120.0	15.170	150.8	24.543	89.0	20.794	158.6	1:28.939	98.49	0.327	14:51:54.506
14 -	28.552	<b>121.3</b>	15.288	151.8	24.458	92.6	20.777	147.4	1:29.075	98.34	0.463	14:53:23.581

P18 37		James HILLIER				Yamaha - Rich Energy OMG Racing						
IDEAL LAP TIME : 1:28.595		BEST LAP TIME : 1:28.960				DIFFERENCE : 0.365						
LAP	SECTOR 1	SECTOR 2		SECTOR 3		SECTOR 4		LAP TIME	MPH	DIFF	TIME OF DAY	
1 -		113.5	15.718	147.4	24.466	91.6	<b>20.735</b>	156.7	1:36.259	91.00	7.299	14:34:07.582
2 -	28.685	116.7	15.522	154.2	<b>24.027</b>	91.9	20.742	157.9	1:28.976 (2)	98.45	0.016	14:35:36.558
3 -	28.484	116.9	<b>15.409</b>	158.2	24.127	<b>98.9</b>	21.226	<b>158.2</b>	1:29.246	98.15	0.286	14:37:05.804
4 -	28.477	114.5	15.463	156.7	24.269	89.0	20.751	157.5	<b>1:28.960 (1)</b>	<b>98.46</b>		<b>14:38:34.764</b>
5 -	28.477	118.9	15.469	157.9	24.361	88.5	20.751	157.9	1:29.058 (3)	98.36	0.098	14:40:03.822
6 -	28.492	<b>120.9</b>	15.550	158.6	24.540	91.1	20.929	157.1	1:29.511	97.86	0.551	14:41:33.333
7 -	28.573	119.4	15.695	157.1	24.410	89.8	20.823	156.4	1:29.501	97.87	0.541	14:43:02.834
8 -	28.521	119.4	15.556	160.5	24.411	91.5	20.986	156.7	1:29.474	97.90	0.514	14:44:32.308
9 -	28.531	117.5	15.573	<b>161.3</b>	24.493	88.6	20.881	157.5	1:29.478	97.89	0.518	14:46:01.786
10 -	<b>28.424</b>	119.6	15.521	157.1	24.398	92.9	21.200	155.7	1:29.543	97.82	0.583	14:47:31.329
11 -	28.490	117.7	15.488	156.4	24.466	90.1	20.924	156.0	1:29.368	98.01	0.408	14:49:00.697
12 -	28.570	118.3	15.475	160.1	24.291	90.1	21.011	155.7	1:29.347	98.04	0.387	14:50:30.044
13 -	28.727	120.2	15.531	157.9	24.476	92.5	21.190	155.7	1:29.924	97.41	0.964	14:51:59.968
14 -	28.597	117.7	15.769	155.3	24.526	91.1	21.104	155.7	1:29.996	97.33	1.036	14:53:29.964



# MCRCB BULLETIN TK319

## 2022 Bennetts British Superbike Championship - Round 11

## 2022 Pirelli National Superstock Championship with MotoNovo

### RACE - SECTOR ANALYSIS



SECTOR 1 = FL to I1, SECTOR 2 = I1 to I2, SECTOR 3 = I2 to I3, SECTOR 4 = I3 to FL, DIFF = Difference To Personal Best Lap, P = Crossed Finish Line in Pit Lane, D = Time Disallowed

P19 30		Rob McNEALY				BMW - McNealy Brown						
IDEAL LAP TIME : 1:28.617		BEST LAP TIME : 1:29.084				DIFFERENCE : 0.467						
LAP	SECTOR 1	SECTOR 2		SECTOR 3		SECTOR 4	LAP TIME	MPH	DIFF	TIME OF DAY		
1 -		111.4	15.989	140.9	24.510	90.0	20.738	<b>156.4</b>	1:36.525	90.75	7.441	14:34:07.848
2 -	28.545	111.4	15.691	148.1	<b>24.269</b>	90.0	<b>20.703</b>	155.3	1:29.208 (3)	98.19	0.124	14:35:37.056
3 -	28.392	117.9	<b>15.295</b>	145.2	24.511	90.0	20.892	155.7	1:29.090 (2)	98.32	0.006	14:37:06.146
4 -	<b>28.350</b>	114.9	15.545	148.4	24.347	88.6	20.842	153.9	<b>1:29.084 (1)</b>	<b>98.33</b>		<b>14:38:35.230</b>
5 -	28.483	117.9	15.419	<b>150.1</b>	24.669	91.3	20.711	154.2	1:29.282	98.11	0.198	14:40:04.512
6 -	28.485	117.3	15.440	147.4	24.652	90.5	20.897	154.6	1:29.474	97.90	0.390	14:41:33.986
7 -	28.589	114.3	15.539	146.8	24.597	90.6	20.878	153.2	1:29.603	97.76	0.519	14:43:03.589
8 -	28.520	<b>119.8</b>	15.397	145.8	24.590	<b>92.9</b>	21.191	153.9	1:29.698	97.65	0.614	14:44:33.287
9 -	28.637	117.1	15.449	145.5	24.815	90.4	21.035	153.2	1:29.936	97.40	0.852	14:46:03.223
10 -	28.808	116.1	15.630	144.3	24.811	91.4	21.416	151.1	1:30.665	96.61	1.581	14:47:33.888
11 -	28.721	117.5	15.566	144.0	24.873	90.5	21.237	152.5	1:30.397	96.90	1.313	14:49:04.285
12 -	28.878	116.7	15.671	143.0	24.944	90.1	21.231	151.8	1:30.724	96.55	1.640	14:50:35.009
13 -	28.816	116.7	15.697	142.1	24.898	91.1	21.328	149.7	1:30.739	96.53	1.655	14:52:05.748
14 -	29.015	114.7	15.935	142.4	25.124	91.5	21.301	151.4	1:31.375	95.86	2.291	14:53:37.123

P20 31		Sam COX				BMW - Sam Cox Racing with Belcom Cables Ltd						
IDEAL LAP TIME : 1:28.870		BEST LAP TIME : 1:28.904				DIFFERENCE : 0.034						
LAP	SECTOR 1	SECTOR 2		SECTOR 3		SECTOR 4	LAP TIME	MPH	DIFF	TIME OF DAY		
1 -		113.7	15.967	143.3	24.733	87.4	20.727	<b>156.7</b>	1:36.795	90.49	7.891	14:34:08.118
2 -	28.668	115.1	<b>15.314</b>	148.7	24.635	89.2	20.819	154.9	1:29.436	97.94	0.532	14:35:37.554
3 -	<b>28.541</b>	<b>117.1</b>	15.348	152.1	<b>24.396</b>	89.3	<b>20.619</b>	155.7	<b>1:28.904 (1)</b>	<b>98.53</b>		<b>14:37:06.458</b>
4 -	28.662	115.1	15.427	151.4	<b>24.396</b>	90.6	20.684	155.3	1:29.169 (3)	98.23	0.265	14:38:35.627
5 -	28.575	114.9	15.453	<b>153.9</b>	24.435	87.7	20.658	153.9	1:29.121 (2)	98.29	0.217	14:40:04.748
6 -	28.752	115.9	15.372	150.4	24.514	86.4	20.737	154.6	1:29.375	98.01	0.471	14:41:34.123
7 -	28.889	111.1	15.549	149.4	24.481	<b>90.9</b>	20.854	154.6	1:29.773	97.57	0.869	14:43:03.896
8 -	28.634	115.7	15.418	147.8	24.530	89.8	20.861	152.8	1:29.443	97.93	0.539	14:44:33.339
9 -	28.891	113.1	15.391	151.4	24.816	83.6	20.925	154.2	1:30.023	97.30	1.119	14:46:03.362
10 -	28.919	111.1	15.448	149.4	25.093	89.1	21.118	147.8	1:30.578	96.71	1.674	14:47:33.940
11 -	29.231	115.7	15.400	148.4	24.672	85.7	21.098	151.1	1:30.401	96.89	1.497	14:49:04.341
12 -	29.107	112.9	15.503	139.5	25.036	87.6	21.106	146.2	1:30.752	96.52	1.848	14:50:35.093
13 -	29.076	116.7	15.640	145.2	24.838	88.0	21.209	150.1	1:30.763	96.51	1.859	14:52:05.856
14 -	29.216	116.9	15.703	139.8	25.338	83.6	21.114	147.4	1:31.371	95.87	2.467	14:53:37.227

P21 99		Ben LUXTON				BMW - Team XG Racing						
IDEAL LAP TIME : 1:29.180		BEST LAP TIME : 1:29.402				DIFFERENCE : 0.222						
LAP	SECTOR 1	SECTOR 2		SECTOR 3		SECTOR 4	LAP TIME	MPH	DIFF	TIME OF DAY		
1 -		103.2	15.882	149.4	25.305	85.4	20.936	153.5	1:38.322	89.09	8.920	14:34:09.645
2 -	28.841	113.5	15.500	146.8	24.589	86.0	21.011	154.6	1:29.941	97.39	0.539	14:35:39.586
3 -	28.580	115.5	15.456	148.4	24.584	89.3	<b>20.782</b>	<b>156.0</b>	<b>1:29.402 (1)</b>	<b>97.98</b>		<b>14:37:08.988</b>
4 -	<b>28.470</b>	115.7	<b>15.398</b>	147.1	<b>24.530</b>	<b>90.9</b>	21.017	155.7	1:29.415 (2)	97.96	0.013	14:38:38.403
5 -	28.662	112.7	15.675	148.1	25.148	85.5	21.020	153.9	1:30.505	96.78	1.103	14:40:08.908
6 -	29.242	112.0	15.567	146.5	24.680	86.8	20.892	154.9	1:30.381	96.92	0.979	14:41:39.289
7 -	28.594	113.3	15.596	<b>150.8</b>	24.592	89.2	20.841	154.9	1:29.623 (3)	97.74	0.221	14:43:08.912
8 -	28.585	113.5	15.647	148.1	24.824	86.5	20.972	154.6	1:30.028	97.30	0.626	14:44:38.940
9 -	28.656	117.1	15.498	148.1	24.685	85.9	20.995	154.2	1:29.834	97.51	0.432	14:46:08.774
10 -	28.619	<b>117.3</b>	15.595	145.2	24.857	87.3	21.331	153.2	1:30.402	96.89	1.000	14:47:39.176
11 -	28.947	114.3	15.584	147.4	24.797	87.0	21.189	152.5	1:30.517	96.77	1.115	14:49:09.693
12 -	28.746	115.9	15.719	143.0	25.171	86.3	21.352	153.9	1:30.988	96.27	1.586	14:50:40.681
13 -	28.752	113.1	15.646	147.4	24.802	87.0	21.139	151.4	1:30.339	96.96	0.937	14:52:11.020
14 -	29.411	112.4	15.710	145.5	25.190	85.4	21.493	148.4	1:31.804	95.41	2.402	14:53:42.824

# MCRCB BULLETIN TK319

## 2022 Bennetts British Superbike Championship - Round 11

## 2022 Pirelli National Superstock Championship with MotoNovo

### RACE - SECTOR ANALYSIS



SECTOR 1 = FL to I1, SECTOR 2 = I1 to I2 SECTOR 3 = I2 to I3, SECTOR 4 = I3 to FL, DIFF = Difference To Personal Best Lap, P = Crossed Finish Line in Pit Lane, D = Time Disallowed

P22 94		Max STAINTON				BMW - PHR Performance						
IDEAL LAP TIME : 1:29.289		BEST LAP TIME : 1:29.508				DIFFERENCE : 0.219						
LAP	SECTOR 1	SECTOR 2		SECTOR 3		SECTOR 4		LAP TIME	MPH	DIFF	TIME OF DAY	
1 -		113.5	15.718	139.5	25.089	88.0	20.934	<b>156.0</b>	1:37.534	89.81	8.026	14:34:08.857
2 -	28.881	115.9	15.517	153.2	<b>24.439</b>	89.8	20.980	153.2	1:29.817 (3)	97.52	0.309	14:35:38.674
3 -	28.660	117.1	<b>15.461</b>	152.8	24.508	<b>90.0</b>	<b>20.879</b>	154.2	<b>1:29.508 (1)</b>	<b>97.86</b>		<b>14:37:08.182</b>
4 -	<b>28.510</b>	120.9	15.528	<b>153.9</b>	24.678	86.4	21.005	153.2	1:29.721 (2)	97.63	0.213	14:38:37.903
5 -	28.930	115.3	15.885	147.1	24.925	88.4	21.048	154.6	1:30.788	96.48	1.280	14:40:08.691
6 -	29.526	106.6	15.761	148.4	24.870	83.9	21.107	151.4	1:31.264	95.98	1.756	14:41:39.955
7 -	28.996	115.5	15.545	149.1	24.980	86.2	21.099	153.2	1:30.620	96.66	1.112	14:43:10.575
8 -	28.962	119.4	15.920	146.8	24.838	87.6	21.106	151.1	1:30.826	96.44	1.318	14:44:41.401
9 -	28.815	<b>122.4</b>	15.542	148.7	25.067	87.3	21.101	150.4	1:30.525	96.76	1.017	14:46:11.926
10 -	28.855	115.5	15.552	151.1	25.066	86.1	21.199	150.4	1:30.672	96.61	1.164	14:47:42.598
11 -	29.082	115.9	15.666	147.1	25.084	85.8	21.484	137.2	1:31.316	95.92	1.808	14:49:13.914
12 -	29.197	111.2	15.834	144.0	25.186	85.9	21.317	148.1	1:31.534	95.70	2.026	14:50:45.448
13 -	28.971	117.5	15.673	141.5	25.145	84.8	21.248	148.1	1:31.037	96.22	1.529	14:52:16.485
14 -	29.234	114.3	15.772	146.5	25.171	84.4	21.392	142.1	1:31.569	95.66	2.061	14:53:48.054

P23 39		Max MORGAN				Kawasaki - MSS Performance						
IDEAL LAP TIME : 1:30.031		BEST LAP TIME : 1:30.120				DIFFERENCE : 0.089						
LAP	SECTOR 1	SECTOR 2		SECTOR 3		SECTOR 4		LAP TIME	MPH	DIFF	TIME OF DAY	
1 -		109.4			88.0	21.107	154.6	1:38.726	88.72	8.606	14:34:10.049	
2 -	28.894	113.9			90.3	21.123	153.9	1:30.427 (3)	96.87	0.307	14:35:40.476	
3 -	28.748	115.1	<b>15.647</b>	149.4	24.688	92.0	21.037	154.6	<b>1:30.120 (1)</b>	<b>97.20</b>		<b>14:37:10.596</b>
4 -	28.836	118.5	15.835	154.9	24.817	90.1	<b>21.031</b>	154.2	1:30.519	96.77	0.399	14:38:41.115
5 -	28.894	<b>119.4</b>	15.713	154.9	<b>24.614</b>	90.6	21.127	152.8	1:30.348 (2)	96.95	0.228	14:40:11.463
6 -	28.807	114.5	15.650	152.8	24.820	88.4	21.191	<b>154.9</b>	1:30.468	96.82	0.348	14:41:41.931
7 -	29.052	107.8	15.888	152.8	24.772	88.4	21.094	152.8	1:30.806	96.46	0.686	14:43:12.737
8 -	28.949	113.5	15.809	145.8	25.049	89.3	21.176	153.2	1:30.983	96.27	0.863	14:44:43.720
9 -	28.842	111.6	15.666	150.8	24.909	88.3	21.167	153.9	1:30.584	96.70	0.464	14:46:14.304
10 -	29.029	118.9	15.671	155.3	24.967	90.1	21.423	152.5	1:31.090	96.16	0.970	14:47:45.394
11 -	<b>28.739</b>	116.7	15.854	154.9	24.762	91.5	21.348	152.1	1:30.703	96.57	0.583	14:49:16.097
12 -	28.951	112.5	15.740	154.2	25.049	92.1	21.586	150.8	1:31.326	95.91	1.206	14:50:47.423
13 -	28.834	117.5	15.687	<b>156.7</b>	24.899	90.4	21.367	151.8	1:30.787	96.48	0.667	14:52:18.210
14 -	28.837	118.3	15.799	155.3	24.840	<b>92.5</b>	21.342	148.4	1:30.818	96.45	0.698	14:53:49.028

P24 25		Jorel BOERBOOM				Kawasaki - G&S Bict Groep Racing						
IDEAL LAP TIME : 1:29.992		BEST LAP TIME : 1:30.149				DIFFERENCE : 0.157						
LAP	SECTOR 1	SECTOR 2		SECTOR 3		SECTOR 4		LAP TIME	MPH	DIFF	TIME OF DAY	
1 -		110.1	16.029	137.2	25.478	86.4	21.373	153.2	1:39.841	87.73	9.692	14:34:11.164
2 -	29.251	115.1	15.670	144.9	24.792	91.3	<b>20.947</b>	154.6	1:30.660	96.62	0.511	14:35:41.824
3 -	28.846	114.9	15.576	147.4	24.738	90.4	21.044	154.6	1:30.204 (3)	97.11	0.055	14:37:12.028
4 -	<b>28.821</b>	116.7	15.561	146.8	<b>24.683</b>	<b>93.4</b>	21.096	152.8	1:30.161 (2)	97.15	0.012	14:38:42.189
5 -	28.863	<b>118.9</b>	<b>15.541</b>	146.2	24.684	90.3	21.061	153.9	<b>1:30.149 (1)</b>	<b>97.17</b>		<b>14:40:12.338</b>
6 -	28.826	117.5	15.691	144.9	24.848	88.4	21.025	154.2	1:30.390	96.91	0.241	14:41:42.728
7 -	28.911	110.7	15.840	141.2	24.852	87.9	21.217	153.2	1:30.820	96.45	0.671	14:43:13.548
8 -	28.917	114.7	15.567	<b>149.4</b>	24.936	90.4	21.173	154.9	1:30.593	96.69	0.444	14:44:44.141
9 -	28.844	114.3	15.639	149.1	24.824	89.8	21.176	152.8	1:30.483	96.81	0.334	14:46:14.624
10 -	29.388	114.9	15.617	147.8	24.971	89.9	21.169	152.8	1:31.145	96.10	0.996	14:47:45.769
11 -	29.059	117.3	15.673	148.1	24.820	89.5	21.226	153.9	1:30.778	96.49	0.629	14:49:16.547
12 -	28.981	116.1	15.723	148.1	25.006	87.3	21.305	154.2	1:31.015	96.24	0.866	14:50:47.562
13 -	29.086	114.9	15.606	147.4	24.927	88.7	21.129	<b>155.3</b>	1:30.748	96.52	0.599	14:52:18.310
14 -	28.888	114.5	15.764	145.8	25.114	89.3	21.152	148.1	1:30.918	96.34	0.769	14:53:49.228

# MCRCB BULLETIN TK319

## 2022 Bennetts British Superbike Championship - Round 11

## 2022 Pirelli National Superstock Championship with MotoNovo

### RACE - SECTOR ANALYSIS



SECTOR 1 = FL to I1, SECTOR 2 = I1 to I2 SECTOR 3 = I2 to I3, SECTOR 4 = I3 to FL, DIFF = Difference To Personal Best Lap, P = Crossed Finish Line in Pit Lane, D = Time Disallowed

P25 26		Joe MOORE				Suzuki - Clearline Racing						
IDEAL LAP TIME : 1:30.070		BEST LAP TIME : 1:30.177				DIFFERENCE : 0.107						
LAP	SECTOR 1	SECTOR 2		SECTOR 3		SECTOR 4		LAP TIME	MPH	DIFF	TIME OF DAY	
1 -		108.4	15.942	149.1	25.214	87.6	21.049	<b>155.3</b>	1:38.269	89.14	8.092	14:34:09.592
2 -	29.091	113.7	15.641	150.1	<b>24.691</b>	86.8	21.124	154.2	1:30.547	96.74	0.370	14:35:40.139
3 -	28.806	116.5	15.601	155.7	24.779	87.7	<b>20.991</b>	154.2	<b>1:30.177 (1)</b>	<b>97.14</b>		<b>14:37:10.316</b>
4 -	28.911	117.1	15.628	151.8	24.986	86.8	21.008	153.9	1:30.533 (3)	96.75	0.356	14:38:40.849
5 -	28.823	<b>121.3</b>	16.268	145.8	24.924	86.9	21.116	154.6	1:31.131	96.12	0.954	14:40:11.980
6 -	<b>28.794</b>	115.7	15.678	152.5	25.032	85.7	21.020	154.2	1:30.524 (2)	96.76	0.347	14:41:42.504
7 -	28.904	107.5	15.931	153.9	24.790	86.5	21.046	154.2	1:30.671	96.61	0.494	14:43:13.175
8 -	28.902	114.9	<b>15.594</b>	144.3	25.113	86.7	21.221	154.2	1:30.830	96.44	0.653	14:44:44.005
9 -	29.234	117.5	15.644	<b>157.5</b>	24.813	<b>88.7</b>	21.088	154.2	1:30.779	96.49	0.602	14:46:14.784
10 -	29.539	114.9	15.724	145.8	25.281	87.8	21.209	153.2	1:31.753	95.47	1.576	14:47:46.537
11 -	29.174	115.5	15.687	151.1	24.908	88.4	21.161	152.1	1:30.930	96.33	0.753	14:49:17.467
12 -	29.083	114.5	15.677	154.6	24.803	88.6	21.216	152.5	1:30.779	96.49	0.602	14:50:48.246
13 -	28.958	116.7	15.663	153.9	24.917	87.2	21.111	153.9	1:30.649	96.63	0.472	14:52:18.895
14 -	28.953	117.3	15.829	152.8	24.958	86.4	21.090	150.8	1:30.830	96.44	0.653	14:53:49.725

P26 73		David BROOK				Honda - Guildford Audio by Brook Motorsport						
IDEAL LAP TIME : 1:29.863		BEST LAP TIME : 1:30.197				DIFFERENCE : 0.334						
LAP	SECTOR 1	SECTOR 2		SECTOR 3		SECTOR 4		LAP TIME	MPH	DIFF	TIME OF DAY	
1 -		109.8	15.799	142.4	25.343	89.7	<b>20.940</b>	152.1	1:37.979	89.40	7.782	14:34:09.302
2 -	<b>28.836</b>	<b>116.9</b>	15.560	146.2	24.732	88.1	21.069	152.1	<b>1:30.197 (1)</b>	<b>97.11</b>		<b>14:35:39.499</b>
3 -	29.106	115.7	<b>15.429</b>	147.1	<b>24.658</b>	91.6	21.064	<b>153.9</b>	1:30.257 (2)	97.05	0.060	14:37:09.756
4 -	28.908	114.5	15.705	146.8	24.755	91.5	21.105	148.4	1:30.473 (3)	96.82	0.276	14:38:40.229
5 -	29.091	114.7	15.640	147.4	24.756	90.1	21.126	151.8	1:30.613	96.67	0.416	14:40:10.842
6 -	28.989	110.9	15.585	143.3	24.813	89.1	21.146	150.8	1:30.533	96.75	0.336	14:41:41.375
7 -	29.303	113.7	15.710	146.8	24.737	89.9	21.231	151.1	1:30.981	96.28	0.784	14:43:12.356
8 -	29.024	116.7	15.970	<b>148.1</b>	24.905	90.8	21.020	152.1	1:30.919	96.34	0.722	14:44:43.275
9 -	29.029	111.4	15.660	145.2	24.809	92.4	21.378	150.1	1:30.876	96.39	0.679	14:46:14.151
10 -	29.765	114.3	16.030	146.5	25.622	90.3	21.143	147.1	1:32.560	94.63	2.363	14:47:46.711
11 -	29.407	112.0	15.735	147.8	24.736	92.6	21.074	152.8	1:30.952	96.31	0.755	14:49:17.663
12 -	29.139	112.9	15.692	146.2	24.914	92.6	21.215	151.1	1:30.960	96.30	0.763	14:50:48.623
13 -	29.034	115.9	15.832	147.1	25.000	91.1	21.262	152.1	1:31.128	96.12	0.931	14:52:19.751
14 -	29.132	112.7	15.813	147.8	25.069	<b>93.0</b>	21.278	143.0	1:31.292	95.95	1.095	14:53:51.043

P27 61		David SELLERS				Suzuki - True Heroes Racing						
IDEAL LAP TIME : 1:29.712		BEST LAP TIME : 1:29.952				DIFFERENCE : 0.240						
LAP	SECTOR 1	SECTOR 2		SECTOR 3		SECTOR 4		LAP TIME	MPH	DIFF	TIME OF DAY	
1 -		105.6	16.025	138.9	25.417	84.7	21.735	150.1	1:39.959	87.63	10.007	14:34:11.282
2 -	29.187	109.2	15.962	144.6	24.936	82.5	21.105	147.8	1:31.190	96.06	1.238	14:35:42.472
3 -	28.972	<b>115.3</b>	15.699	<b>149.1</b>	24.702	85.4	21.032	149.4	1:30.405	96.89	0.453	14:37:12.877
4 -	28.917	113.7	15.701	145.2	24.769	85.3	20.982	150.1	1:30.369	96.93	0.417	14:38:43.246
5 -	30.309	107.0	15.747	144.3	24.582	<b>87.0</b>	20.987	149.1	1:31.625	95.60	1.673	14:40:14.871
6 -	29.058	113.9	15.696	146.2	24.592	86.2	<b>20.919</b>	<b>150.4</b>	1:30.265 (3)	97.04	0.313	14:41:45.136
7 -	<b>28.769</b>	109.2	15.718	146.2	<b>24.460</b>	85.7	21.005	<b>150.4</b>	<b>1:29.952 (1)</b>	<b>97.38</b>		<b>14:43:15.088</b>
8 -	28.871	111.8	15.693	148.4	24.613	85.0	21.040	146.5	1:30.217 (2)	97.09	0.265	14:44:45.305
9 -	28.891	111.4	<b>15.564</b>	<b>149.1</b>	24.705	83.7	21.129	148.4	1:30.289	97.02	0.337	14:46:15.594
10 -	28.981	110.5	15.703	143.0	25.669	82.6	21.054	146.8	1:31.407	95.83	1.455	14:47:47.001
11 -	29.136	114.5	15.717	145.5	25.097	86.7	21.028	149.1	1:30.978	96.28	1.026	14:49:17.979
12 -	28.995	105.0	15.843	144.3	24.993	81.7	21.133	148.7	1:30.964	96.30	1.012	14:50:48.943
13 -	28.954	108.5	15.771	141.5	25.079	81.4	21.384	149.1	1:31.188	96.06	1.236	14:52:20.131
14 -	29.062	109.6	15.775	146.8	25.085	84.9	21.100	142.7	1:31.022	96.23	1.070	14:53:51.153

# MCRCB BULLETIN TK319

## 2022 Bennetts British Superbike Championship - Round 11

## 2022 Pirelli National Superstock Championship with MotoNovo

### RACE - SECTOR ANALYSIS



SECTOR 1 = FL to I1, SECTOR 2 = I1 to I2 SECTOR 3 = I2 to I3, SECTOR 4 = I3 to FL, DIFF = Difference To Personal Best Lap, P = Crossed Finish Line in Pit Lane, D = Time Disallowed

P28 22		Dave MACKAY				Suzuki - True Heroes Racing						
IDEAL LAP TIME : 1:30.223		BEST LAP TIME : 1:30.521				DIFFERENCE : 0.298						
LAP	SECTOR 1	SECTOR 2		SECTOR 3		SECTOR 4		LAP TIME	MPH	DIFF	TIME OF DAY	
1 -		100.7	16.402	138.9	25.371	88.3	21.282	149.4	1:40.357	87.28	9.836	14:34:11.680
2 -	29.672	107.0	16.039	141.5	24.848	89.1	21.191	150.1	1:31.750	95.47	1.229	14:35:43.430
3 -	29.379	111.1	<b>15.651</b>	144.6	24.903	87.4	21.180	149.4	1:31.113	96.14	0.592	14:37:14.543
4 -	29.164	112.5	15.798	141.2	24.814	89.0	21.158	151.8	1:30.934	96.33	0.413	14:38:45.477
5 -	29.610	112.2	15.836	141.2	25.137	<b>90.5</b>	21.068	152.1	1:31.651	95.57	1.130	14:40:17.128
6 -	29.212	113.9	15.871	<b>148.4</b>	24.781	87.3	<b>21.006</b>	<b>152.5</b>	1:30.870	96.39	0.349	14:41:47.998
7 -	<b>28.992</b>	108.5	15.826	148.1	24.792	86.0	21.117	152.1	1:30.727 (2)	96.55	0.206	14:43:18.725
8 -	29.091	112.0	15.791	146.8	24.735	85.4	21.240	151.1	1:30.857 (3)	96.41	0.336	14:44:49.582
9 -	29.236	110.1	15.772	<b>148.4</b>	24.765	87.9	21.348	151.8	1:31.121	96.13	0.600	14:46:20.703
<b>10 -</b>	28.996	<b>116.9</b>	15.831	146.2	<b>24.574</b>	90.4	21.120	150.1	<b>1:30.521 (1)</b>	<b>96.77</b>		<b>14:47:51.224</b>
11 -	29.408	112.9	15.857	144.9	24.706	<b>90.5</b>	21.118	149.4	1:31.089	96.16	0.568	14:49:22.313
12 -	29.212	114.5	15.878	147.8	24.973	87.8	21.177	151.8	1:31.240	96.00	0.719	14:50:53.553
13 -	29.292	111.2	15.938	143.7	24.961	86.0	21.385	149.7	1:31.576	95.65	1.055	14:52:25.129
14 -	29.476	112.7	15.983	139.5	25.221	85.1	21.578	143.7	1:32.258	94.94	1.737	14:53:57.387

P29 33		Connor Rossi THOMSON				Yamaha - Thompson Haulage / Sound Advice						
IDEAL LAP TIME : 1:31.204		BEST LAP TIME : 1:31.492				DIFFERENCE : 0.288						
LAP	SECTOR 1	SECTOR 2		SECTOR 3		SECTOR 4		LAP TIME	MPH	DIFF	TIME OF DAY	
1 -		110.0	16.173	142.7	25.212	88.0	21.421	<b>151.8</b>	1:39.292	88.22	7.800	14:34:10.615
2 -	29.165	114.3	16.084	<b>151.8</b>	25.172	90.1	<b>21.244</b>	150.4	1:31.665	95.56	0.173	14:35:42.280
3 -	29.161	113.1	16.163	136.1	24.921	88.7	21.415	147.8	1:31.660 (3)	95.56	0.168	14:37:13.940
<b>4 -</b>	29.246	113.9	<b>16.028</b>	150.1	24.853	89.2	21.365	148.7	<b>1:31.492 (1)</b>	<b>95.74</b>		<b>14:38:45.432</b>
5 -	29.254	113.9	16.107	151.1	24.901	91.6	21.402	149.7	1:31.664	95.56	0.172	14:40:17.096
6 -	29.605	<b>115.5</b>	16.427	148.7	24.976	89.2	21.290	149.1	1:32.298	94.90	0.806	14:41:49.394
7 -	29.387	113.1	16.265	149.7	25.062	89.1	21.483	147.4	1:32.197	95.01	0.705	14:43:21.591
8 -	29.370	113.9	16.092	148.4	25.113	91.5	21.514	147.1	1:32.089	95.12	0.597	14:44:53.680
9 -	29.558	113.5	16.194	148.1	25.261	92.8	21.537	148.4	1:32.550	94.64	1.058	14:46:26.230
10 -	29.514	112.4	16.270	148.7	24.951	<b>93.3</b>	21.502	145.8	1:32.237	94.97	0.745	14:47:58.467
11 -	<b>29.122</b>	114.1	16.236	148.4	24.983	90.9	21.409	148.7	1:31.750	95.47	0.258	14:49:30.217
12 -	29.198	<b>115.5</b>	16.114	149.4	<b>24.810</b>	90.3	21.408	146.2	1:31.530 (2)	95.70	0.038	14:51:01.747
13 -	29.331	113.7	16.165	147.1	25.077	92.0	21.467	147.1	1:32.040	95.17	0.548	14:52:33.787
14 -	29.188	114.9	16.079	146.5	25.017	92.1	21.495	148.4	1:31.779	95.44	0.287	14:54:05.566

P30 66		Sam OSBORNE				Suzuki - MSG Racing Suzuki & Dyno						
IDEAL LAP TIME : 1:29.582		BEST LAP TIME : 1:29.645				DIFFERENCE : 0.063						
LAP	SECTOR 1	SECTOR 2		SECTOR 3		SECTOR 4		LAP TIME	MPH	DIFF	TIME OF DAY	
1 -		104.6	16.253	143.3	25.031	86.3	21.382	151.4	1:39.616	87.93	9.971	14:34:10.939
2 -	29.489	106.5	16.405	144.3	24.639	84.3	21.231	152.1	1:31.764	95.46	2.119	14:35:42.703
3 -	29.166	112.2	<b>15.626</b>	146.5	24.719	85.4	21.026	151.8	1:30.537	96.75	0.892	14:37:13.240
4 -	28.953	112.4	15.670	144.3	24.692	85.8	21.118	151.8	1:30.433 (3)	96.86	0.788	14:38:43.673
5 -	28.925	116.1	15.683	145.8	<b>24.449</b>	89.0	20.972	150.1	1:30.029 (2)	97.30	0.384	14:40:13.702
<b>6 -</b>	<b>28.641</b>	<b>117.9</b>	15.663	148.4	24.475	<b>91.5</b>	<b>20.866</b>	149.7	<b>1:29.645 (1)</b>	<b>97.71</b>		<b>14:41:43.347</b>
7 -	28.870	110.3	15.649	147.8	24.859	84.8	21.131	<b>152.5</b>	1:30.509	96.78	0.864	14:43:13.856
8 -	28.885	113.1	15.640	143.3	25.097	86.8	21.328	150.8	1:30.950	96.31	1.305	14:44:44.806

P31 76		Luke VERWEY				BMW - WSE Racing						
IDEAL LAP TIME : 1:30.727		BEST LAP TIME : 1:31.074				DIFFERENCE : 0.347						
LAP	SECTOR 1	SECTOR 2		SECTOR 3		SECTOR 4		LAP TIME	MPH	DIFF	TIME OF DAY	
1 -		106.0	16.161	138.6	25.419	82.0	21.446	147.8	1:40.200	87.42	9.126	14:34:11.523
2 -	29.661	106.6	15.793	141.2	<b>24.846</b>	83.9	<b>21.175</b>	150.1	1:31.475 (2)	95.76	0.401	14:35:42.998
3 -	29.444	109.4	<b>15.573</b>	144.6	25.043	85.3	21.492	125.4	1:31.552 (3)	95.68	0.478	14:37:14.550
4 -	35.138	105.0	15.858	142.1	25.172	85.3	21.378	<b>152.5</b>	1:37.546	89.80	6.472	14:38:52.096
5 -	29.770	104.2	15.752	144.0	25.041	<b>86.1</b>	21.398	151.8	1:31.961	95.25	0.887	14:40:24.057
<b>6 -</b>	<b>29.133</b>	<b>115.5</b>	15.779	142.1	24.893	85.8	21.269	<b>152.5</b>	<b>1:31.074 (1)</b>	<b>96.18</b>		<b>14:41:55.131</b>
7 -	29.306	108.7	15.843	145.2	25.130	81.1	21.592	150.4	1:31.871	95.34	0.797	14:43:27.002
8 -	29.468	112.0	15.703	<b>148.4</b>	25.268	82.3	21.869	135.8	1:32.308	94.89	1.234	14:44:59.310

MCRCB BULLETIN TK319

2022 Bennetts British Superbike Championship - Round 11

2022 Pirelli National Superstock Championship with MotoNovo

RACE - SECTOR ANALYSIS



SECTOR 1 = FL to I1, SECTOR 2 = I1 to I2 SECTOR 3 = I2 to I3, SECTOR 4 = I3 to FL, DIFF = Difference To Personal Best Lap, P = Crossed Finish Line in Pit Lane, D = Time Disallowed

P32 44		Jack NIXON		BMW - FHO Racing with Kobelco							
IDEAL LAP TIME : 1:27.729		BEST LAP TIME : 1:27.924		DIFFERENCE : 0.195							
LAP	SECTOR 1	SECTOR 2		SECTOR 3		SECTOR 4		LAP TIME	MPH	DIFF	TIME OF DAY
1 -		116.9	15.315 148.4	24.223 91.3	20.503 156.7	1:33.861	93.32	5.937	14:34:05.184		
2 -	28.104	117.3	15.380 <b>153.9</b>	24.226 92.8	<b>20.458</b> 157.9	1:28.168 <b>(3)</b>	99.35	0.244	14:35:33.352		
3 -	28.135	115.5	<b>15.214</b> 148.1	24.101 91.9	20.495 157.9	1:27.945 <b>(2)</b>	99.60	0.021	14:37:01.297		
<b>4 -</b>	28.051	113.7	15.267 145.8	<b>24.021</b> <b>93.5</b>	20.585 158.2	<b>1:27.924 (1)</b>	<b>99.62</b>		<b>14:38:29.221</b>		
5 -	28.103	<b>119.1</b>	15.352 147.4	24.120 89.2	20.636 <b>158.6</b>	1:28.211	99.30	0.287	14:39:57.432		
6 -	<b>28.036</b>	117.1	<b>15.214</b> 146.2	24.168 90.3	20.956 158.2	1:28.374	99.12	0.450	14:41:25.806		

P33 27		Bjorn ESTMENT		Suzuki - Specsavers Suzuki by Hawk Racing							
IDEAL LAP TIME : 1:28.736		BEST LAP TIME :		DIFFERENCE :							
LAP	SECTOR 1	SECTOR 2		SECTOR 3		SECTOR 4		LAP TIME	MPH	DIFF	TIME OF DAY
1 -	<b>118.3</b>	<b>15.495</b>	<b>147.8</b>	<b>24.151</b>	<b>90.3</b>	<b>20.316</b>	<b>159.0</b>	1:32.890	94.30		14:34:04.213

# MCRCB BULLETIN TK320

## 2022 Bennetts British Superbike Championship - Round 11

## 2022 Pirelli National Superstock Championship with MotoNovo

### RACE - BEST SECTORS

SECTOR 1				SECTOR 2				SECTOR 3				SECTOR 4				IDEAL / BEST COMPARISON			
POS	NO	NAME	TIME	NO	NAME	TIME	NO	NAME	TIME	NO	NAME	TIME	POS	NO	NAME	IDEAL	BEST	DIFF	
																<b>PERFECT LAP</b>	<b>1:26.646</b>		
1	3	McCONNIE	27.777	5	KERR	14.924	21	WARD	23.751	4	LINFOOT	20.194	1	4	LINFOOT	1:26.766	1:27.058	0.292	
2	75	OLSEN	27.815	4	LINFOOT	14.950	4	LINFOOT	23.760	75	OLSEN	20.228	2	75	OLSEN	1:26.906	1:27.208	0.302	
3	14	NEAVE	27.838	75	OLSEN	14.978	51	ELLIOTT	23.766	21	WARD	20.290	3	21	WARD	1:27.011	1:27.116	0.105	
4	4	LINFOOT	27.862	51	ELLIOTT	14.986	14	NEAVE	23.770	51	ELLIOTT	20.293	4	51	ELLIOTT	1:27.023	1:27.318	0.295	
5	21	WARD	27.886	14	NEAVE	15.046	3	McCONNIE	23.814	27	ESTMENT	20.316	5	3	McCONNELL	1:27.041	1:27.162	0.121	
6	5	KERR	27.897	3	McCONNIE	15.059	40	FRANCIS	23.864	18	WINFIEL	20.338	6	5	KERR	1:27.072	1:27.374	0.302	
7	55	BEECH	27.948	20	OLIVER	15.077	5	KERR	23.872	5	KERR	20.379	7	14	NEAVE	1:27.075	1:27.410	0.335	
8	40	FRANCIS	27.957	21	WARD	15.084	75	OLSEN	23.885	3	McCONNIE	20.391	8	18	WINFIELD	1:27.484	1:27.675	0.191	
9	51	ELLIOTT	27.978	59	TRUELOV	15.098	18	WINFIEL	23.892	14	NEAVE	20.421	9	96	PAASCH	1:27.600	1:27.711	0.111	
10	44	NIXON	28.036	96	PAASCH	15.104	96	PAASCH	23.910	44	NIXON	20.458	10	55	BEECH	1:27.619	1:27.979	0.360	
11	96	PAASCH	28.046	77	HARRAN	15.105	44	NIXON	24.021	20	OLIVER	20.484	11	40	FRANCIS	1:27.683	1:27.932	0.249	
12	19	TALBOT	28.140	18	WINFIEL	15.107	55	BEECH	24.022	55	BEECH	20.487	12	44	NIXON	1:27.729	1:27.924	0.195	
13	18	WINFIEL	28.147	2	TOMS	15.130	37	HILLIER	24.027	23	HEDGER	20.516	13	20	OLIVER	1:27.981	1:28.214	0.233	
14	59	TRUELOV	28.279	19	TALBOT	15.143	20	OLIVER	24.134	96	PAASCH	20.540	14	19	TALBOT	1:28.174	1:28.437	0.263	
15	20	OLIVER	28.286	55	BEECH	15.162	23	HEDGER	24.147	77	HARRAN	20.542	15	23	HEDGER	1:28.183	1:28.275	0.092	
16	77	HARRAN	28.293	23	HEDGER	15.206	27	ESTMENT	24.151	2	TOMS	20.553	16	77	HARRAN	1:28.232	1:28.439	0.207	
17	23	HEDGER	28.314	44	NIXON	15.214	19	TALBOT	24.232	31	COX	20.619	17	2	TOMS	1:28.356	1:28.612	0.256	
18	30	McNEALY	28.350	40	FRANCIS	15.234	30	McNEALY	24.269	40	FRANCIS	20.628	18	59	TRUELOVE	1:28.363	1:28.431	0.068	
19	2	TOMS	28.353	30	McNEALY	15.295	77	HARRAN	24.292	59	TRUELOV	20.653	19	37	HILLIER	1:28.595	1:28.960	0.365	
20	37	HILLIER	28.424	31	COX	15.314	2	TOMS	24.320	19	TALBOT	20.659	20	30	McNEALY	1:28.617	1:29.084	0.467	
21	99	LUXTON	28.470	99	LUXTON	15.398	59	TRUELOV	24.333	30	McNEALY	20.703	21	27	ESTMENT	1:28.736			
22	94	STAINTO	28.510	37	HILLIER	15.409	31	COX	24.396	37	HILLIER	20.735	22	31	COX	1:28.870	1:28.904	0.034	
23	31	COX	28.541	73	BROOK	15.429	94	STAINTO	24.439	99	LUXTON	20.782	23	99	LUXTON	1:29.180	1:29.402	0.222	
24	66	OSBORNE	28.641	94	STAINTO	15.461	66	OSBORNE	24.449	66	OSBORNE	20.866	24	94	STAINTON	1:29.289	1:29.508	0.219	
25	39	MORGAN	28.739	27	ESTMENT	15.495	61	SELLERS	24.460	94	STAINTO	20.879	25	66	OSBORNE	1:29.582	1:29.645	0.063	
26	61	SELLERS	28.769	25	BOERBOO	15.541	99	LUXTON	24.530	61	SELLERS	20.919	26	61	SELLERS	1:29.712	1:29.952	0.240	
27	27	ESTMENT	28.774	61	SELLERS	15.564	22	MACKAY	24.574	73	BROOK	20.940	27	73	BROOK	1:29.863	1:30.197	0.334	
28	26	MOORE	28.794	76	VERWEY	15.573	39	MORGAN	24.614	25	BOERBOO	20.947	28	25	BOERBOOM	1:29.992	1:30.149	0.157	
29	25	BOERBOO	28.821	26	MOORE	15.594	73	BROOK	24.658	26	MOORE	20.991	29	39	MORGAN	1:30.031	1:30.120	0.089	
30	73	BROOK	28.836	66	OSBORNE	15.626	25	BOERBOO	24.683	22	MACKAY	21.006	30	26	MOORE	1:30.070	1:30.177	0.107	
31	22	MACKAY	28.992	39	MORGAN	15.647	26	MOORE	24.691	39	MORGAN	21.031	31	22	MACKAY	1:30.223	1:30.521	0.298	
32	33	THOMSON	29.122	22	MACKAY	15.651	33	THOMSON	24.810	76	VERWEY	21.175	32	76	VERWEY	1:30.727	1:31.074	0.347	
33	76	VERWEY	29.133	33	THOMSON	16.028	76	VERWEY	24.846	33	THOMSON	21.244	33	33	THOMSON	1:31.204	1:31.492	0.288	

**MCRCB BULLETIN TK321****2022 Bennetts British Superbike Championship - Round 11****2022 Pirelli National Superstock Championship with MotoNovo****RACE - BEST SPEEDS**

POS	INTERMEDIATE 1			INTERMEDIATE 2			INTERMEDIATE 3			FINISH LINE		
	NO	NAME	MPH	NO	NAME	MPH	NO	NAME	MPH	NO	NAME	MPH
1	55	BEECH	127.3	5	KERR	164.4	37	HILLIER	98.9	4	LINFOOT	163.6
2	3	McCONNELL	126.8	14	NEAVE	163.2	3	McCONNELL	98.5	23	HEDGER	161.7
3	21	WARD	126.8	3	McCONNELL	162.4	55	BEECH	96.8	5	KERR	161.3
4	4	LINFOOT	124.2	4	LINFOOT	161.3	75	OLSEN	96.2	18	WINFIELD	161.3
5	19	TALBOT	124.2	37	HILLIER	161.3	14	NEAVE	96.2	51	ELLIOTT	160.9
6	75	OLSEN	124.0	55	BEECH	160.9	51	ELLIOTT	95.5	14	NEAVE	160.9
7	5	KERR	124.0	75	OLSEN	160.5	21	WARD	94.6	75	OLSEN	160.5
8	40	FRANCIS	123.8	23	HEDGER	160.1	19	TALBOT	94.5	55	BEECH	160.5
9	59	TRUELOVE	123.8	21	WARD	159.4	96	PAASCH	94.3	3	McCONNELL	160.1
10	51	ELLIOTT	123.5	96	PAASCH	159.4	40	FRANCIS	94.1	2	TOMS	159.7
11	23	HEDGER	123.3	40	FRANCIS	159.0	2	TOMS	93.9	20	OLIVER	159.4
12	14	NEAVE	122.4	51	ELLIOTT	158.6	20	OLIVER	93.7	59	TRUELOVE	159.4
13	94	STANTON	122.4	2	TOMS	158.6	77	HARRAN	93.7	21	WARD	159.0
14	2	TOMS	121.3	20	OLIVER	158.2	44	NIXON	93.5	96	PAASCH	159.0
15	26	MOORE	121.3	77	HARRAN	157.9	25	BOERBOOM	93.4	27	ESTMENT	159.0
16	96	PAASCH	121.1	26	MOORE	157.5	33	THOMSON	93.3	19	TALBOT	158.6
17	37	HILLIER	120.9	39	MORGAN	156.7	4	LINFOOT	93.2	44	NIXON	158.6
18	77	HARRAN	120.2	19	TALBOT	156.0	23	HEDGER	93.0	77	HARRAN	158.2
19	20	OLIVER	120.0	18	WINFIELD	155.3	73	BROOK	93.0	37	HILLIER	158.2
20	30	McNEALY	119.8	59	TRUELOVE	155.3	30	McNEALY	92.9	31	COX	156.7
21	18	WINFIELD	119.6	31	COX	153.9	59	TRUELOVE	92.8	30	McNEALY	156.4
22	39	MORGAN	119.4	94	STANTON	153.9	5	KERR	92.5	99	LUXTON	156.0
23	44	NIXON	119.1	44	NIXON	153.9	39	MORGAN	92.5	94	STANTON	156.0
24	25	BOERBOOM	118.9	33	THOMSON	151.8	18	WINFIELD	92.4	25	BOERBOOM	155.3
25	27	ESTMENT	118.3	99	LUXTON	150.8	66	OSBORNE	91.5	26	MOORE	155.3
26	66	OSBORNE	117.9	30	McNEALY	150.1	31	COX	90.9	39	MORGAN	154.9
27	99	LUXTON	117.3	25	BOERBOOM	149.4	99	LUXTON	90.9	40	FRANCIS	154.2
28	31	COX	117.1	66	OSBORNE	149.4	22	MACKAY	90.5	73	BROOK	153.9
29	73	BROOK	116.9	61	SELLERS	149.1	27	ESTMENT	90.3	22	MACKAY	152.5
30	22	MACKAY	116.9	22	MACKAY	148.4	94	STANTON	90.0	66	OSBORNE	152.5
31	33	THOMSON	115.5	76	VERWEY	148.4	26	MOORE	88.7	76	VERWEY	152.5
32	76	VERWEY	115.5	73	BROOK	148.1	61	SELLERS	87.0	33	THOMSON	151.8
33	61	SELLERS	115.3	27	ESTMENT	147.8	76	VERWEY	86.1	61	SELLERS	150.4

# MCRCB BULLETIN TK322

## 2022 Bennetts British Superbike Championship - Round 11

## 2022 Pirelli National Superstock Championship with MotoNovo

### RACE - STATISTICS

<b>Competitors Started</b>	33
<b>Planned Start</b>	2022-10-16 @ 14:30:00.000
<b>Actual Start</b>	2022-10-16 @ 14:32:31.322
<b>Finish Time</b>	2022-10-16 @ 14:53:00.215
<b>Track Length</b>	2.4332mi.
<b>Total Laps</b>	429
<b>Total Distance Covered</b>	1043.8812mi.

### Session Fastest Lap History

NO	NAME	LAP TIME	TIME OF DAY	LAP	VEHICLE
75	Alex OLSEN	1:27.335	14:35:30.426	2	BMW
3	Billy McCONNELL	1:27.332	14:35:30.514	2	Honda
21	Tom WARD	1:27.116	14:35:30.649	2	Aprilia
4	Dan LINFOOT	1:27.109	14:35:30.982	2	Honda
4	Dan LINFOOT	1:27.058	14:36:58.040	3	Honda

### Session Leader History

NO	NAME	FROM LAP	LAPS LED	DISTANCE	VEHICLE
75	Alex OLSEN	1	2	4.86 miles	BMW
3	Billy McCONNELL	3	5	12.16 miles	Honda
75	Alex OLSEN	8	3	7.29 miles	BMW
3	Billy McCONNELL	11	4	9.73 miles	Honda

### Flag History

TYPE	TIME OF DAY
GREEN	14:32:31.322
FINISH	14:53:00.215

### Flag Statistics

TYPE	COUNT	TOTAL LAPS	TOTAL TIME
Green	1	14	23:26.706
Red	0	0	0.000
Safety Car	0	0	0.000
FCY	0	0	0.000



# MCRCB BULLETIN TK323

## 2022 Bennetts British Superbike Championship - Round 11

## 2022 Pirelli National Superstock Championship with MotoNovo

### RACE - SESSION NOTES

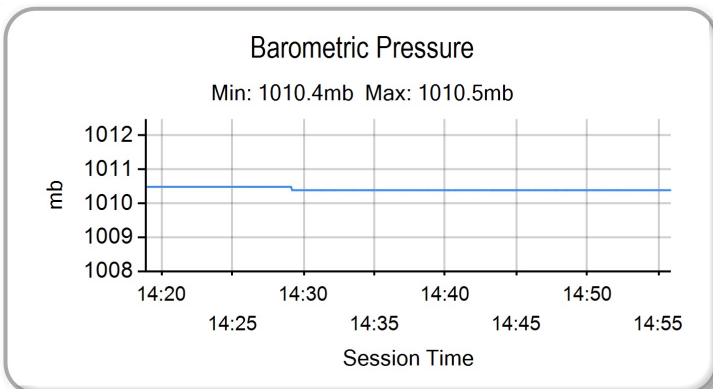
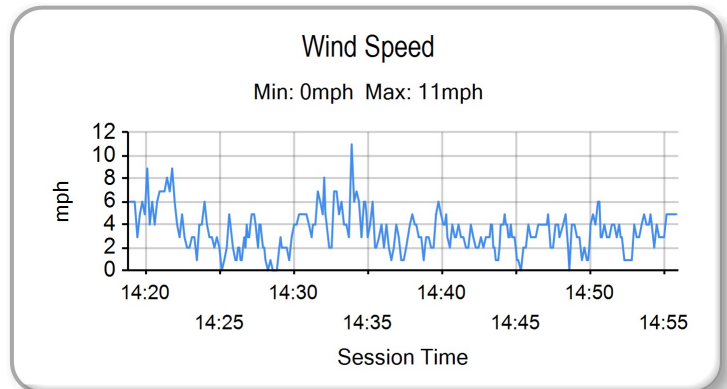
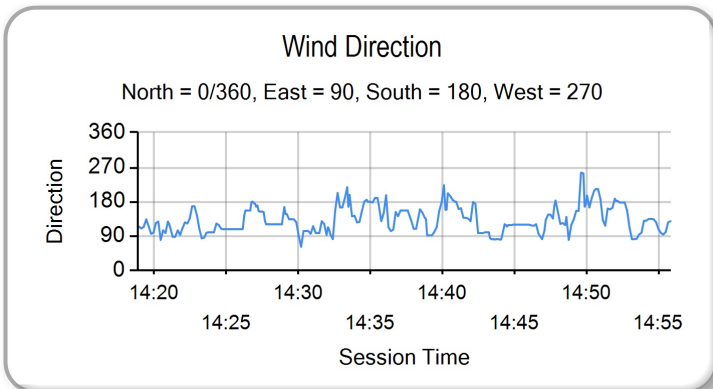
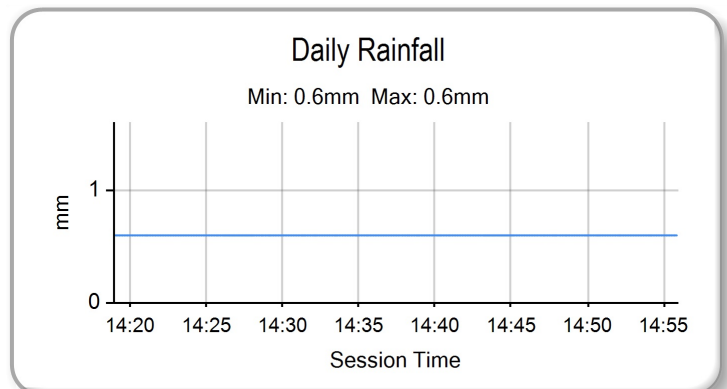
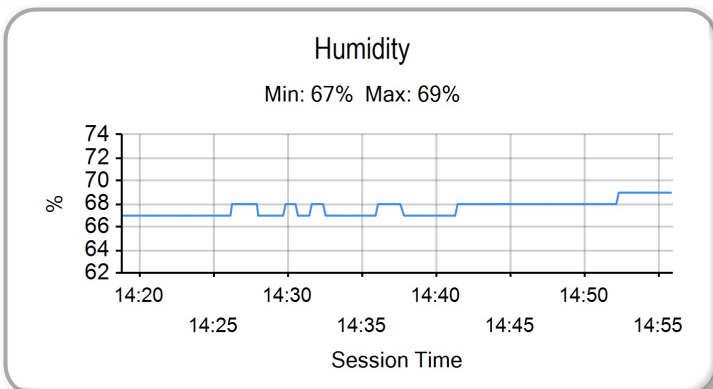
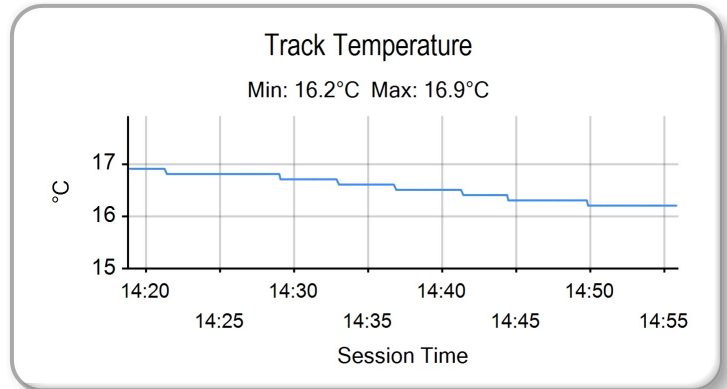
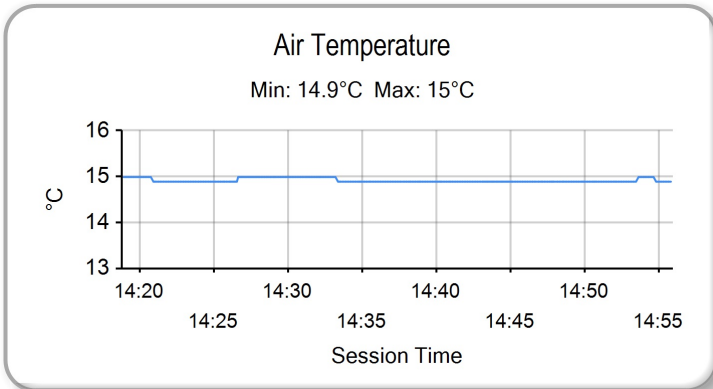
TIME	MESSAGE
14:20:08	PITLANE OPEN
14:25:07	PITLANE CLOSED
14:25:13	5 MINUTES TO WARM UP LAP
14:27:07	3 MINUTES TO WARM UP LAP
14:29:02	1 MINUTE TO WARM UP LAP
14:29:32	30 SECONDS TO WARM UP LAP
14:29:47	GREEN FLAG - WARM UP LAP
14:31:37	RACE START
14:35:04	NO. 27 FALLER AT SURTEES - RIDER OK
14:42:21	NO. 44 FALLER AT SURTEES - RIDER OK
14:44:28	UPDATE: NO. 44 - RIDER TO MEDICAL CENTRE
14:45:45	TWO THIRDS DISTANCE COMPLETED
14:46:38	NO. 66 FALLER AT CLEARWAYS - RIDER OK
14:47:04	NO. 76 ENTERED PITS
14:48:02	NO. 76 RETIRED
14:48:59	UPDATE: NO.66 - RIDER TO MEDICAL CENTRE

# MCRCB BULLETIN TK324

## 2022 Bennetts British Superbike Championship - Round 11

## 2022 Pirelli National Superstock Championship with MotoNovo

### RACE - WEATHER CONDITIONS



**2022 Pirelli National Superstock Championship with MotoNovo**  
**RIDERS POINTS AFTER FINAL ROUND**

	TOTAL	GAP	DIFF	1 15th - 17th April	2 Silverstone National	3 30th April - 2nd May Oulton Park International	4 20th - 22nd May	5 Donington Park National	6 17th - 19th June	7 Knockhill	8 22nd - 24th July	9 Brands Hatch GP	10 12th - 14th August	11 Thruxton	12 27th - 29th August Cadwell Park	13 9th - 11th September Snetterton 300	14 23rd - 25th September	15 Oulton Park International	16 30th Sept - 2nd Oct	17 Donington Park GP	18 14th - 16th October Brands Hatch GP	Wins	Seconds	Thirds		
1	Davey TODD (Honda)	286		10	11	16	16	20	13	16	11	20	13	20	25	25	25	20	25			4	4	3		
2	Billy McCONNELL (Honda)	273	13		16	25		10	25	20	25	16	13	20	16		13	16	13	20	25		4	3	4	
3	Alex OLSEN (BMW)	251	35	22		20	11	13	11	11	11	13	25	25	13	20	16	20	10	16	16		2	3	3	
4	Brayden ELLIOTT (Honda)	200	86	51	20	8	20	25	13	20		13	8	5	9	8		9	13	7	11	11		1	3	0
5	Richard KERR (Honda)	197	89	3	6	2	7	11	16	13	25	9	7	10	11	11	13	6	6	25	9	10		2	0	1
6	Tom WARD (Aprilia)	185	101	12	16	9	8	10	8	16	16	8	10		8	10	7	11	11	11	13	13		0	0	3
7	Tim NEAVE (Yamaha)	172	114	13	25	25	10	20	25					5	5	16	8	7	9	8	9		3	1	1	
8	Charlie NESBITT (Suzuki)	134	152	38				7	11	10		4	9	16	16	25		20		16				1	1	3
9	Lewis ROLLO (Honda)	92	194	42		13	9		3	9	10		5	11	10	9		5	8					0	0	0
10	Levi DAY (Suzuki)	71	215	21	8	5	5		6	1	2	5	6	4		4	10		3	6	6			0	0	0
11	Shaun WINFIELD (Honda)	70	216	1	4	1		3		4	4	6		7	7	6	11		1	4	4	8		0	0	0
12	David ALLINGHAM (Honda)	69	217	1	9	6	13	8			3	10	20											0	1	0
13	Brent HARRAN (Honda)	69	217	0	13	7	6	5	9	7	8		1	9	2						2			0	0	0
14	Joe FRANCIS (Kawasaki)	65	221	4		3			5	8		7		8	6		9	4	5		3	7		0	0	0
15	Dan LINFOOT (Honda)	58	228	7													10	10	8	10	20			0	1	0
16	Jack NIXON (BMW)	48	238	10	11	10	3	6	7	2			2	3				1		3				0	0	0
17	Richard COOPER (Suzuki)	45	241	3								20	25											1	1	0
18	Luke HEDGER (Suzuki / Kawasaki)	44	242	1			9	1				2	3	6	4			7	9			3		0	0	0
19	Ashley BEECH (Suzuki)	44	242	0	5		4			1			3	1	7	4	3	4		7	5			0	0	0
20	Joe TALBOT (Kawasaki)	30	256	14	2		2		4	5	7					6			2	1	1			0	0	0
21	Bjorn ESTMENT (Suzuki)	23	263	7											1	8	2	2	5	5				0	0	0
22	Joe SHELDON-SHAW (Suzuki)	22	264	1	1			1	6	6	3	4	1											0	0	0
23	Kade VERWEY (BMW)	12	274	10						9	1	2												0	0	0
24	TJ TOMS (Kawasaki)	12	274	0				2		5						5								0	0	0
25	Ian HUTCHINSON (BMW)	11	275	1	7	4																		0	0	0
26	Tom OLIVER (Suzuki / Aprilia)	10	276	1				4	2												4			0	0	0
27	Conor CUMMINS (Honda)	8	278	2											2	3			1	2				0	0	0
28	Matt TRUELOVE (Aprilia)	7	279	1	3		1								3									0	0	0
29	Brandon PAASCH (Suzuki)	6	280	1																	6			0	0	0
30	Matthew PAULO (BMW)	3	283	3					3															0	0	0
31	Ben LUXTON (BMW)	2	284	1												2								0	0	0
32	Mark CHIODO (Yamaha)	1	285	1												1								0	0	0