



BENNETTS BRITISH SUPERBIKE CHAMPIONSHIP WITH PIRELLI



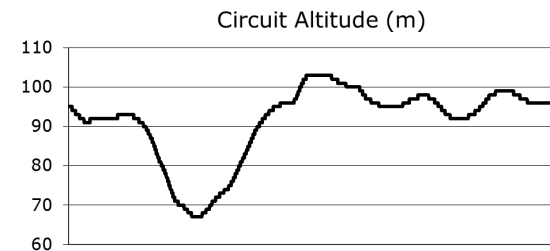
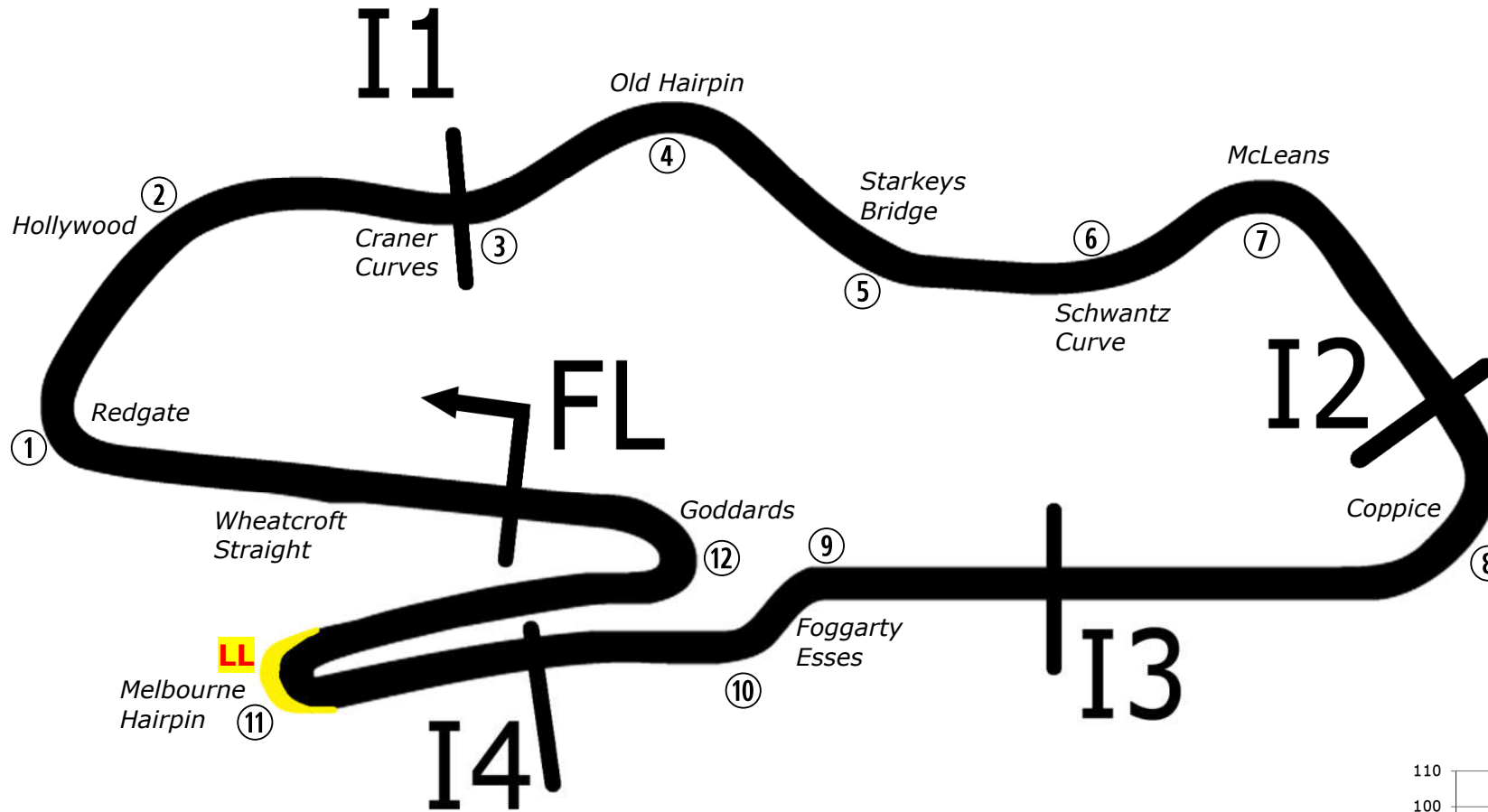
Round 10
Donington Park GP
29th September – 1st October 2023



Timing & Results Provided by Timing Solutions Ltd

www.tsl-timing.com

Donington Park GP



Race Lap Records		Best Sector Information (Any Session)							
		Sector 1 (FL - I1)	I1 Trap (mph)	Sector 2 (I1 - I2)	Sector 3 (I2 - I3)	I3 Trap (mph)	Sector 4 (I3 - I4)	Sector 5 (I4 - FL)	FL Trap (mph)
Superbike	1:27.593	18.642	132.6	23.905	11.119	171.6	10.387	22.758	125.6
Superstock (1000)	1:29.456	18.835	129.8	24.300	11.235	168.6	10.726	23.200	124.5
Supersport / GP2	1:30.175	19.338	130.8	24.485	11.559	154.9	10.833	23.309	114.4
Junior Superstock (600)	1:32.975	19.779	130.3	25.110	11.836	150.4	11.162	24.261	111.8
Sidecar 600	1:35.050	20.788	128.5	24.991	12.464	131.8	11.421	24.889	96.2
BMW F900 R Cup	1:37.664	20.997	TBE	26.290	TBE	130.5	TBE	25.151	TBE
BTC 2020	1:40.162	21.799	123.3	26.654	12.822	125.4	11.503	25.973	94.2
Junior Supersport	1:44.622	22.588	116.9	27.624	13.260	119.8	12.506	26.827	88.4
BSB Best Lap Ever	1:27.320	Kyle Ryde - LAMI OMG Racing Yamaha - (Superpole - 20/5/23)							

Length	2.4873 miles	4003.0 m	
FL		52.82971 N	1.37867 W
I1	941m	52.83226 N	1.37893 W
I2	2096 m	52.82978 N	1.36508 W
I3	2641m	52.82866 N	1.37129 W
I4	3156 m	52.82843 N	1.37848 W
Pit Entry	3966m	52.82951 N	1.37832 W
Pit Exit	229m after FL	52.82996 N	1.38205 W
Pit Entry-Pit Exit 256m, 15.3s @60kph, 11.5s @80kph			
LL - Long Lap - Outside of turn 11 (Melbourne Hairpin)			

All results available at www.tsl-timing.com

MCRCB BULLETIN TK000

2023 Bennetts British Superbike Championship - Round 10

2023 Bennetts British Superbike Championship with Pirelli

START LIST



NO	CL	NAME	NAT	ENTRY
2		Glenn IRWIN	G.IRW GBR	Ducati - BeerMonster Ducati
4		Jack KENNEDY	KND IRL	Yamaha - Mar-Train Racing Yamaha
6		Michael DUNLOP	DUN GBR	Honda - Crendon Honda by Hawk Racing
7		Ryan VICKERS	VIC GBR	Yamaha - LAMI OMG Racing Yamaha
8		Héctor BARBERÁ	BAR ESP	Honda - TAG Racing Honda
12		Luke MOSSEY	MOS GBR	BMW - Tactix by Lloyd & Jones BMW
14		Lee JACKSON	JAC GBR	Kawasaki - Cheshire Mouldings Kawasaki
18		Andrew IRWIN	A.IRW GBR	Honda - Honda Racing UK
21		Christian IDDON	IDD GBR	Ducati - Oxford Products Racing Ducati
22		Jason O'HALLORAN	O'HA AUS	Yamaha - McAMS Yamaha
25		Josh BROOKES	BRO AUS	BMW - FHO Racing BMW Motorrad
30		Max COOK	COO GBR	Kawasaki - Cheshire Mouldings Kawasaki
46		Tommy BRIDEWELL	BRI GBR	Ducati - BeerMonster Ducati
51		Brayden ELLIOTT	ELL AUS	Kawasaki - DAO Racing Kawasaki
54	P	Franco BOURNE	BOU GBR	Honda - Marvel HCL Motorsport
55		Jack SCOTT	SCO GBR	Kawasaki - Rapid CDH Racing Kawasaki
56		Louis VALLELEY	VAL GBR	Kawasaki - Rapid CDH Racing Kawasaki
59		Niccoló CANEPA	CAN ITA	Yamaha - McAMS Yamaha
60		Peter HICKMAN	HIC GBR	BMW - FHO Racing BMW Motorrad
68		Tom NEAVE	NEA GBR	Honda - Honda Racing UK
74		Davey TODD	TOD GBR	BMW - Milwaukee BMW
75	P	Alex OLSEN	OLS GBR	Honda - Cumins by Team IWR Honda
77		Kyle RYDE	RYD GBR	Yamaha - LAMI OMG Racing Yamaha
79		Storm STACEY	STA GBR	Kawasaki - Starline Racing Kawasaki
86		Charlie NESBITT	NES GBR	Honda - MasterMac Honda by Hawk Racing
91		Leon HASLAM	HAS GBR	BMW - ROKIT BMW Motorrad Team
97		Bradley PERIE	PER GBR	Kawasaki - Lee Hardy Racing Kawasaki

Total Competitors: 27

Donington Park GP: 2.4873 miles

Results can be found at www.britishsuperbike.com

Printed - 11:30 Tuesday, 26 September 2023



2023 Bennetts British Superbike Championship with Pirelli

RIDER PERFORMANCE CHART



#	NAME / BIKE	7th - 9th April Silverstone National			29th April - 1st May Oulton Park International			19th - 21st May Dorington Park GP			16th - 18th June Knockhill			7th - 9th July Snetterton 300			21st - 23rd July Brands Hatch GP			11th - 13th August Thruxton			26th - 28th August Cadwell Park			15th - 17th September Oulton Park International			29th Sept - 1st October Dorington Park GP			13th - 15th October Brands Hatch GP			
		1	2	3	4	5	6	7	8	9	10	11	12	13	14	15	16	17	18	19	20	21	22	23	24	25	26	27	28	29	30	31	32	33	
2	Glenn IRWIN (Ducati)	5	3	1*	3	2	1	5	DNF	3*	1	DNF	1*	4	4	2	9	4	2	9	13	13	1	1	2	1	1	2							
4	Jack KENNEDY (Yamaha)	7	7	8	12	9	13	DNF	10	12	11	13	13	8	10	12	4	10	13	11	5	DNF	10	DNF	DNS	DNF	DNF	DNF							
5	Dean HARRISON (Kawasaki)	15	20	19	17	10	12	DNF	DNS	DNS	12	12	10	15	DNF	16	16	DNF	17	DNF	DNF	20													
6	Michael DUNLOP (Honda)				DNF	DNF	DNS																			19	DNF	DNF							
7	Ryan VICKERS (Yamaha)	13	12	10				7	2	4	7	4	3	DNF	9	4*	1	5	3	3	4*	5	3	DNF	DNS	DNF	9	8							
8	Héctor BARBERÁ (Honda)	DNF	18	15	21	20	21	15	13	15	DNF	16	15	21	DNF	17				22	22	17	17	15	15	17	18	18							
11	Brian McCORMACK (BMW)				25	DNF	DNS																												
12	Luke MOSSEY (BMW)	21	14	DNF	13	13	19	19	DNF	DNF	14	14	11	14	19	DNF	18	DNF	DNF	12	16	12	15	13	DNF	DNF	15	DNF							
14	Lee JACKSON (Kawasaki)	14	10	9	10	8	8	4	5	6	10	6	5	7	7	7	13	8	7	5	2	2	6	6	5	2	2	3							
16	Luke HOPKINS (Kawasaki)	DNF	DNF	DNF																															
18	Andrew IRWIN (Honda)	8	9	DNF	6	4	9	DNF	DNF	DNF																									
21	Christian IDDON (Ducati)	25	DNF	11	8	7	7	DNF	9	5	5	5*	9	5	8	5	3*	2	4	13	9	10	7	7	7	7	7	7							
22	Jason O'HALLORAN (Yamaha)	4	5*	4	DNF	DNF	10	14	1	7	3*	3	DNF	3	5	6	5	6	6	1	1	1	4	3	6	8	8	9							
25	Josh BROOKES (BMW)	3	1	2	1	6	5	6	3	13	9	9	8	2	2	DNF	12	9	DNF	15	17	22	8	8	8	5	5	5							
30	Max COOK (Kawasaki)	20	21	20	20	14	17	11	12	DNF	18	DNF	14	11	14	13	10	14	10	4	DNF	4				11	13	13							
34	Liam DELVES (Kawasaki/Honda)	17	DNF	DNS	DNF	18	DNF	21	16	19	20	DNF	DNF	21	DNS	DNF	22	16	20																
46	Tommy BRIDEWELL (Ducati)	2	2	3	5*	1	4*	2	DNF	* 2	4	2	2	1*	1*	1*	6	1*	1	14	14	15	5	5	1*	4*	6*	1*							
51	Brayden ELLIOTT (Kawasaki)																									18	19	DNF							
52	Danny KENT (Honda)	9	8	5	15	11	DNF	8	DNF	DNF	17	DNF	DNS	6	6	9	2	3	5	7	10	DNF													
53	Tito RABAT (Yamaha)													10	13	10	21	DNF	15	DNF	19	DNF													
54	Tim NEAVE (Yamaha)	16	13	13	18	19	18	16	DNF	16																									
54	Franco BOURNE (Honda)													19	DNF	DNF	20	DNF	16	19	18	14	13	12	12	15	DNF	DNF							
55	Jack SCOTT (Kawasaki)	23	DNF	DNS	23	21	22	18	DNF	18	19	15	DNF	17	18	DNF	17	DNF	18	20	20	18	14	14	13	16	17	17							
56	Louis VALLELEY (Kawasaki)																			21	23	21	18	DNF	DNF	DNF	20	DNF							
60	Peter HICKMAN (BMW)	11	DNF	12	4	DNF	6	13	7	11	16	DNF	12	20	DNS	DNF	8	12	DNF	10	8	9	9	DNF	10	9	10	11							
65	Josh OWENS (Honda)	24	15	16	16	DNF	DNS	DNF	14	DNF	13	DNF	DNF	18	15	14	15	DNF	DNF																
68	Tom NEAVE (Honda)	DNF	11	14	14	12	DNF	DNF	8	14	15	8	7	12	DNS	15	23	DNF	14	18	15	16	11	10	DNF	14	DNF	DNS							
74	Davey TODD (Honda / BMW)	22	16	22	24	15	15	20	DNS	DNS																12	16	15							
77	Kyle RYDE (Yamaha)	1*	4	7	7	5	3	1	DNF	1	2	1	4	13	11	8	14	7	DNF	8	6	7	2	2	4	6	3	6							
79	Storm STACEY (Kawasaki)	18	19	21	9	DNF	11	9	11	DNF	8	7	DNF	16	16	DNF	7	13	11	16	11	8	DNF	9	9	DNF	DNF	10							
81 7	Luke STAPLEFORD (Yam / Kaw)				19	16	20																16	DNF	14	DNF	14	16							
83	Danny BUCHAN (BMW)	10	DNF	DNS				12	DNF	10	DNS	11	DNF	DNF	DNS	DNS	DNS	DNF	12	DNF	21	19													
86	Charlie NESBITT (Honda)	12	DNF	17	11	DNF	14	10	6	9	DNF	DNF	DNF	9	12	11	11	11	9	2*	3	3*	DNF	DNF	DNF	10	12	12							
91	Leon HASLAM (BMW)	6	6	6	2	3*	2	3*	4	8	6	10	6	DNF	3	3	DNF	DNF	8	6	7	6	DNF*	4*	3	3	4	4							
97	Bradley PERIE (Kawasaki)	19	17	18	22	17	16	17	15	17	DNF	DNS	DNS	DNF	17	DNF	19	15	19	17	12	11	12	11	11	13	11	14							

* Denotes Fastest Lap | DNF = Did Not Finish | DNQ = Did Not Qualify | DNS = Did Not Start | NC = Finished but Not Classified | DQ - Disqualified | Change of Team/Machine ||

Denotes Pole Position

Wildcard / None Points Scorer

2023 Bennetts British Superbike Championship with Pirelli
LAPS LED



#	NAME / BIKE	7th - 9th April Silverstone National			29th April - 1st May Oulton Park International			19th - 21st May Donington Park GP			16th - 18th June Knockhill			7th - 9th July Snetterton 300			21st - 23rd July Brands Hatch GP			11th - 13th August Thruxton			26th - 28th August Cadwell Park			15th - 17th September Oulton Park International			29th Sept - 1st October Donington Park GP			13th - 15th October Brands Hatch GP			TOTAL
		1	2	3	4	5	6	7	8	9	10	11	12	13	14	15	16	17	18	19	20	21	22	23	24	25	26	27	28	29	30	31	32	33	
77	Glenn IRWIN (Ducati)			13		15				19	3	13	6		5							12	1	8	12	4	3							114	
2	Tommy BRIDEWELL (Ducati)	4	3			18		4				16	5	6	2	1	9	9						3			14	15							109
22	Kyle RYDE (Yamaha)	5	1				12	11	20			27								6			4	3										89	
46	Josh BROOKES (BMW)		23	10	10									2	8																			53	
25	Jason O'HALLORAN (Yamaha)	13		2				4		1		1	1						13	3	2													40	
7	Ryan VICKERS (Yamaha)													1		6				6	12		6											31	
21	Christian IDDON (Ducati)																7	10																17	
52	Danny KENT (Honda)			5													4	1																10	
91	Leon HASLAM (BMW)					1		1															3	4										9	
14	Lee JACKSON (Kawasaki)																			1	2		4											7	
30	Max COOK (Kawasaki)																				1	6													7
18	Andrew IRWIN (Honda)					2																												2	
86	Charlie NESBITT (Honda)																			2														2	

BOLD NUMBER INDICATES RACE WINNER

MCRCB BULLETIN TK043

2023 Bennetts British Superbike Championship - Round 10

2023 Bennetts British Superbike Championship with Pirelli

FREE PRACTICE 1 - CLASSIFICATION



POS	NO	CL	PIC NAME	NAT	ENTRY	TIME	ON	LAPS	GAP	DIFF	MPH
1	77	1	Kyle RYDE	GBR	Yamaha - LAMI OMG Racing Yamaha	1:28.411	14	19			101.28
2	2	2	Glenn IRWIN	GBR	Ducati - BeerMonster Ducati	1:28.783	5	18	0.372	0.372	100.85
3	7	3	Ryan VICKERS	GBR	Yamaha - LAMI OMG Racing Yamaha	1:28.790	12	19	0.379	0.007	100.84
4	22	4	Jason O'HALLORAN	AUS	Yamaha - McAMS Yamaha	1:28.866	8	19	0.455	0.076	100.76
5	91	5	Leon HASLAM	GBR	BMW - ROKIT BMW Motorrad Team	1:28.940	11	16	0.529	0.074	100.67
6	46	6	Tommy BRIDEWELL	GBR	Ducati - BeerMonster Ducati	1:29.049	9	19	0.638	0.109	100.55
7	60	7	Peter HICKMAN	GBR	BMW - FHO Racing BMW Motorrad	1:29.132	19	19	0.721	0.083	100.46
8	86	8	Charlie NESBITT	GBR	Honda - MasterMac Honda by Hawk Racing	1:29.163	15	22	0.752	0.031	100.42
9	25	9	Josh BROOKES	AUS	BMW - FHO Racing BMW Motorrad	1:29.236	18	18	0.825	0.073	100.34
10	14	10	Lee JACKSON	GBR	Kawasaki - Cheshire Mouldings Kawasaki	1:29.359	16	18	0.948	0.123	100.20
11	74	11	Davey TODD	GBR	BMW - Milwaukee BMW Motorrad	1:29.551	15	18	1.140	0.192	99.99
12	21	12	Christian IDDON	GBR	Ducati - Oxford Products Racing Ducati	1:29.611	11	21	1.200	0.060	99.92
13	12	13	Luke MOSSEY	GBR	BMW - Tactix by Lloyd & Jones BMW	1:29.661	16	18	1.250	0.050	99.87
14	30	14	Max COOK	GBR	Kawasaki - Cheshire Mouldings Kawasaki	1:29.911	11	17	1.500	0.250	99.59
15	79	15	Storm STACEY	GBR	Kawasaki - Starline Racing Kawasaki	1:29.948	7	11	1.537	0.037	99.55
16	59	16	Niccoló CANEPA	ITA	Yamaha - McAMS Yamaha	1:30.070	17	19	1.659	0.122	99.41
17	8	17	Héctor BARBERÁ	ESP	Honda - TAG Racing Honda	1:30.129	7	18	1.718	0.059	99.35
18	75	P	Alex OLSEN	GBR	Honda - Cumins by Team IWR Honda	1:30.450	7	17	2.039	0.321	98.99
19	18	18	Andrew IRWIN	GBR	Honda - Honda Racing UK	1:30.493	8	18	2.082	0.043	98.95
20	54	P	Franco BOURNE	GBR	Honda - Marvel HCL Motorsport	1:30.869	7	16	2.458	0.376	98.54
21	55	19	Jack SCOTT	GBR	Kawasaki - Rapid CDH Racing Kawasaki	1:31.179	17	17	2.768	0.310	98.20
22	97	20	Bradley PERIE	GBR	Kawasaki - Lee Hardy Racing Kawasaki	1:31.563	6	17	3.152	0.384	97.79
23	68	21	Tom NEAVE	GBR	Honda - Honda Racing UK	1:31.622	9	19	3.211	0.059	97.73
24	51	22	Brayden ELLIOTT	AUS	Kawasaki - DAO Racing Kawasaki	1:31.647	12	19	3.236	0.025	97.70
25	6	23	Michael DUNLOP	GBR	Honda - Crendon Honda by Hawk Racing	1:32.299	17	17	3.888	0.652	97.01
26	56	24	Louis VALLELEY	GBR	Kawasaki - Rapid CDH Racing Kawasaki	1:32.460	8	18	4.049	0.161	96.84
27	4	25	Jack KENNEDY	IRL	Yamaha - Mar-Train Racing Yamaha	1:33.183	2	3	4.772	0.723	96.09

QUALIFYING LAPTIME (107.0% of 1:28.411) = 1:34.599

- #54 - Lap 3 time cancelled - Course cut at T9/T10
- #77 - Lap 4, 6, 8, 16 & 17 time cancelled - Exceeded track limits at T10
- #8 - Lap 17 time cancelled - Exceeded track limits at T10
- #18 - Lap 18 time cancelled - Exceeded track limits at T10

Weather / Track : Cloudy / Dry
 These results are provisional until the conclusion of any judicial and technical matters.

Donington Park GP: 2.4873 miles
 Date: 29/09/2023 Start: 12:45 Finish: 13:25

Race Director : Stuart Higgs <i>S. Higgs</i>	Stewards :	Timekeeper : Richard Evans <i>R. EVANS</i>
<small>Digitally Approved at 13:56 Friday, 29 September 2023</small>		<small>Digitally Approved at 13:42 Friday, 29 September 2023</small>

Results can be found at www.britishsuperbike.com

Printed - 13:30 Friday, 29 September 2023



MCRCB BULLETIN TK044

2023 Bennetts British Superbike Championship - Round 10

2023 Bennetts British Superbike Championship with Pirelli

FREE PRACTICE 1 - SECTOR ANALYSIS



SECTOR 1 = FL to I1, SECTOR 2 = I1 to I2, SECTOR 3 = I2 to I3, SECTOR 4 = I3 to I4, SECTOR 5 = I4 to FL, DIFF = Difference To Personal Best Lap, P = Crossed Finish Line in Pit Lane, D = Time Disallowed

P1		77		Kyle RYDE				Yamaha - LAMI OMG Racing Yamaha				
IDEAL LAP TIME : 1:28.221		BEST LAP TIME : 1:28.411				DIFFERENCE : 0.190						
LAP	SECTOR 1	SECTOR 2	SECTOR 3	SECTOR 4	SECTOR 5	LAP TIME	MPH	DIFF	TIME OF DAY			
1-	OUTLAP	102.7	26.503	12.107	152.8	11.582	24.851	114.7		12:47:27.936		
2-	19.921	113.7	25.401	11.789	159.7	11.168	24.213	117.9	1:32.492	96.81	4.081	12:49:00.428
3-	19.172	120.2	24.678	11.566	162.0	10.685	23.575	117.1	1:29.676	99.85	1.265	12:50:30.104
4-	18.995	124.0	24.565	11.627	160.5	10.598	23.252	118.3	1:29.037 D	100.57	0.626	12:51:59.141
5-	19.089	122.2	24.591	11.607	162.0	10.798	27.248	116.5	1:33.333	95.94	4.922	12:53:32.474
6-	19.030	125.6	24.485	11.574	163.2	10.612	23.146	117.9	1:28.847 D	100.78	0.436	12:55:01.321
7-	19.664	115.1	25.249	11.725	160.1	10.671	23.757	118.7	1:31.066	98.32	2.655	12:56:32.387
8-	18.900	125.6	24.439	11.549	162.8	10.663	23.178	119.1	1:28.729 D	100.91	0.318	12:58:01.116
9-	18.900	124.0	24.399	11.629	160.9	10.536	23.220	118.3	1:28.684 (3)	100.97	0.273	12:59:29.800
10-	19.002	125.4	24.419	11.541	162.4	10.680	IN PIT		1:29.705 P	99.82	1.294	13:00:59.505
11-	OUTLAP	113.1	25.307	11.764	159.0	10.883	23.632	117.7	12:54.339	11.56	11:25.928	13:13:53.844
12-	18.935	125.2	24.469	11.613	161.3	10.547	IN PIT		1:32.318 P	96.99	3.907	13:15:26.162
13-	OUTLAP	113.1	29.700	11.918	158.6	10.898	23.611	118.9	1:52.966	79.26	24.555	13:17:19.128
14-	18.891	125.6	24.280	11.564	160.5	10.570	23.106	117.5	1:28.411 (1)	101.28		13:18:47.539
15-	19.165	124.0	24.543	12.599	132.6	11.931	24.286	118.3	1:32.524	96.77	4.113	13:20:20.063
16-	20.055	113.3	28.078	16.941	83.1	12.576	23.724	118.1	1:41.374 D	88.33	12.963	13:22:01.437
17-	18.846	125.4	24.374	11.652	161.3	10.516	23.117	118.1	1:28.505 D	101.17	0.094	13:23:29.942
18-	18.907	124.7	24.320	11.604	161.7	10.551	23.038	118.1	1:28.420 (2)	101.27	0.009	13:24:58.362
19-	24.261	97.2	27.083	17.860	94.6	12.474	25.592	110.0	1:47.270	83.47	18.859	13:26:45.632

P2		2		Glenn IRWIN				Ducati - BeerMonster Ducati				
IDEAL LAP TIME : 1:28.557		BEST LAP TIME : 1:28.783				DIFFERENCE : 0.226						
LAP	SECTOR 1	SECTOR 2	SECTOR 3	SECTOR 4	SECTOR 5	LAP TIME	MPH	DIFF	TIME OF DAY			
1-	OUTLAP	95.1	27.486	11.933	148.1	12.075	25.967	118.5				12:47:17.978
2-	19.452	116.7	25.760	12.518	158.2	11.212	26.120	120.6	1:35.062	94.19	6.279	12:48:53.040
3-	19.124	117.7	24.647	11.591	164.4	10.818	23.197	120.2	1:29.377	100.18	0.594	12:50:22.417
4-	19.005	119.1	24.604	11.537	165.2	10.836	23.165	120.6	1:29.147 (3)	100.44	0.364	12:51:51.564
5-	19.044	121.1	24.385	11.637	166.1	10.666	23.051	121.5	1:28.783 (1)	100.85		12:53:20.347
6-	18.918	121.5	24.466	11.566	166.9	10.753	23.130	122.4	1:28.833 (2)	100.80	0.050	12:54:49.180
7-	21.565	110.5	26.752	12.044	146.5	11.954	IN PIT		1:34.599 P	94.65	5.816	12:56:23.779
8-	OUTLAP	112.4	25.016	11.732	163.6	10.923	23.401	120.6	13:23.127	11.14	11:54.344	13:09:46.906
9-	19.158	117.9	24.692	11.762	164.8	10.768	23.214	121.7	1:29.594	99.94	0.811	13:11:16.500
10-	19.108	119.8	24.696	11.715	165.2	10.783	23.322	119.4	1:29.624	99.91	0.841	13:12:46.124
11-	19.088	122.6	24.650	11.708	164.0	10.792	23.299	120.6	1:29.537	100.00	0.754	13:14:15.661
12-	19.171	119.4	24.753	11.758	164.8	10.837	23.110	121.1	1:29.629	99.90	0.846	13:15:45.290
13-	19.124	118.7	24.714	11.727	164.4	10.802	23.196	122.0	1:29.563	99.97	0.780	13:17:14.853
14-	20.454	110.7	25.672	11.948	159.7	11.486	23.784	121.3	1:33.344	95.92	4.561	13:18:48.197
15-	19.148	122.0	24.660	11.742	164.8	10.737	27.009	122.4	1:33.296	95.97	4.513	13:20:21.493
16-	19.078	122.4	24.532	11.853	165.6	10.723	23.180	121.1	1:29.366	100.19	0.583	13:21:50.859
17-	20.072	102.4	26.008	11.834	164.4	11.224	IN PIT		1:28.807 P	100.83	0.024	13:23:19.666
18-	OUTLAP	107.0	28.840	11.946	164.4	11.987	25.753	104.3	3:10.547	46.99	1:41.764	13:26:30.213

MCRCB BULLETIN TK044

2023 Bennetts British Superbike Championship - Round 10

2023 Bennetts British Superbike Championship with Pirelli

FREE PRACTICE 1 - SECTOR ANALYSIS



SECTOR 1 = FL to I1, SECTOR 2 = I1 to I2, SECTOR 3 = I2 to I3, SECTOR 4 = I3 to I4, SECTOR 5 = I4 to FL, DIFF = Difference To Personal Best Lap, P = Crossed Finish Line in Pit Lane, D = Time Disallowed

P3		7		Ryan VICKERS				Yamaha - LAMI OMG Racing Yamaha					
IDEAL LAP TIME : 1:28.601		BEST LAP TIME : 1:28.790		DIFFERENCE : 0.189									
LAP	SECTOR 1	SECTOR 2	SECTOR 3	SECTOR 4	SECTOR 5	LAP TIME	MPH	DIFF	TIME OF DAY				
1-	OUTLAP	104.8	26.701	12.115	156.7	12.079	24.877	114.9		12:47:54.864			
2-	20.034	115.9	25.013	11.754	160.9	11.246	23.970	114.9	1:32.017	97.31	3.227	12:49:26.881	
3-	19.381	119.4	24.533	11.650	161.7	10.901	23.470	116.9	1:29.935	99.56	1.145	12:50:56.816	
4-	19.264	120.9	24.563	11.619	161.3	10.863	23.330	116.1	1:29.639	99.89	0.849	12:52:26.455	
5-	19.090	122.6	24.454	11.567	160.9	10.821	23.270	117.5	1:29.202	100.38	0.412	12:53:55.657	
6-	19.039	124.7	24.305	11.573	161.7	10.767	23.295	117.9	1:28.979	100.63	0.189	12:55:24.636	
7-	19.224	121.7	24.448	11.586	161.3	10.764	23.391	113.1	1:29.413	100.14	0.623	12:56:54.049	
8-	19.643	117.9	24.862	11.726	160.9	11.322	IN PIT		1:28.815	P	100.82	0.025	12:58:22.864
9-	OUTLAP	116.3	25.095	11.732	159.7	11.043	23.422	116.7	5:40.542	26.29	4:11.752	13:04:03.406	
10-	19.194	122.4	24.535	11.644	162.0	10.875	23.241	116.1	1:29.489	100.06	0.699	13:05:32.895	
11-	19.217	120.6	24.360	11.562	162.0	10.724	23.132	117.3	1:28.995	100.61	0.205	13:07:01.890	
12-	19.101	120.9	24.385	11.545	161.7	10.667	23.092	118.3	1:28.790 (1)	100.84		13:08:30.680	
13-	19.129	122.0	24.355	11.560	162.0	10.656	23.237	117.5	1:28.937	100.68	0.147	13:09:59.617	
14-	19.188	123.1	24.440	11.550	161.7	10.643	23.074	117.5	1:28.895	(3)	100.73	0.105	13:11:28.512
15-	19.225	120.9	24.468	11.573	161.7	10.783	IN PIT		1:26.596	P	103.40		13:12:55.108
16-	OUTLAP	113.9	25.301	11.738	158.6	11.052	23.582	116.3	8:12.636	18.17	6:43.846	13:21:07.744	
17-	19.171	123.5	25.172	11.655	162.8	10.816	23.169	117.9	1:29.983	99.51	1.193	13:22:37.727	
18-	19.139	123.3	24.409	11.564	159.4	10.769	23.243	117.3	1:29.124	100.47	0.334	13:24:06.851	
19-	19.162	121.7	24.328	11.543	162.8	10.640	23.119	117.7	1:28.792	(2)	100.84	0.002	13:25:35.643

P4		22		Jason O'HALLORAN				Yamaha - McAMS Yamaha					
IDEAL LAP TIME : 1:28.702		BEST LAP TIME : 1:28.866		DIFFERENCE : 0.164									
LAP	SECTOR 1	SECTOR 2	SECTOR 3	SECTOR 4	SECTOR 5	LAP TIME	MPH	DIFF	TIME OF DAY				
1-	OUTLAP	96.0	28.250	12.912	148.7	12.833	26.829	115.3				12:47:28.888	
2-	19.841	112.5	25.510	11.870	156.7	11.277	24.153	116.5	1:32.651	96.64	3.785	12:49:01.539	
3-	19.376	117.5	24.839	11.548	160.5	10.995	23.820	117.3	1:30.578	98.85	1.712	12:50:32.117	
4-	19.176	121.3	24.561	11.538	161.3	10.799	23.690	117.3	1:29.764	99.75	0.898	12:52:01.881	
5-	18.995	121.5	24.502	11.513	161.3	10.832	23.630	116.7	1:29.472	100.08	0.606	12:53:31.353	
6-	19.146	122.2	24.369	11.550	160.5	10.753	23.498	117.3	1:29.316	100.25	0.450	12:55:00.669	
7-	21.106	113.9	25.775	11.727	159.7	11.104	23.826	117.9	1:33.538	95.73	4.672	12:56:34.207	
8-	19.026	122.2	24.373	11.433	161.7	10.720	23.314	118.9	1:28.866 (1)	100.76		12:58:03.073	
9-	18.946	122.2	24.317	11.430	162.0	10.728	23.452	118.1	1:28.873	(2)	100.75	0.007	12:59:31.946
10-	19.581	115.7	25.227	11.695	159.4	11.341	IN PIT		1:31.313	P	98.06	2.447	13:01:03.259
11-	OUTLAP	104.0	26.815	12.660	148.4	11.747	24.962	113.5	11:24.271	13.08	9:55.405	13:12:27.530	
12-	19.872	114.3	25.726	11.767	158.2	11.197	23.898	114.7	1:32.460	96.84	3.594	13:13:59.990	
13-	19.226	117.5	24.523	11.578	160.5	10.787	23.684	117.3	1:29.798	99.71	0.932	13:15:29.788	
14-	18.949	122.2	24.342	11.492	160.5	10.935	23.771	116.1	1:29.489	100.06	0.623	13:16:59.277	
15-	26.236	103.7	26.743	11.924	159.0	11.156	23.905	116.7	1:39.964	89.57	11.098	13:18:39.241	
16-	19.078	123.5	24.292	11.470	161.7	10.802	28.461	87.2	1:34.103	95.15	5.237	13:20:13.344	
17-	30.103	95.8	27.639	15.158	95.1	12.682	24.795	116.3	1:50.377	81.12	21.511	13:22:03.721	
18-	19.045	121.7	24.414	11.475	160.5	10.818	23.540	118.3	1:29.292	100.28	0.426	13:23:33.013	
19-	19.043	120.9	24.391	11.468	161.3	10.784	23.453	118.3	1:29.139	(3)	100.45	0.273	13:25:02.152

MCRCB BULLETIN TK044

2023 Bennetts British Superbike Championship - Round 10

2023 Bennetts British Superbike Championship with Pirelli

FREE PRACTICE 1 - SECTOR ANALYSIS



SECTOR 1 = FL to I1, SECTOR 2 = I1 to I2, SECTOR 3 = I2 to I3, SECTOR 4 = I3 to I4, SECTOR 5 = I4 to FL, DIFF = Difference To Personal Best Lap, P = Crossed Finish Line in Pit Lane, D = Time Disallowed

P5 91		Leon HASLAM				BMW - ROKiT BMW Motorrad Team							
IDEAL LAP TIME : 1:28.656		BEST LAP TIME : 1:28.940				DIFFERENCE : 0.284							
LAP	SECTOR 1	SECTOR 2	SECTOR 3	SECTOR 4	SECTOR 5	LAP TIME	MPH	DIFF	TIME OF DAY				
1-	OUTLAP	108.0	25.882	11.716	160.9	11.627	23.908	117.1		12:46:51.261			
2-	19.108	124.2	24.582	11.681	162.4	10.979	23.756	118.7	1:30.106	99.37	1.166	12:48:21.367	
3-	20.648	117.1	26.025	11.797	162.4	11.251	IN PIT		1:31.891	P	97.44	2.951	12:49:53.258
4-	OUTLAP	116.3	25.029	11.535	164.0	11.330	23.701	117.1	8:45.289		17.04	7:16.349	12:58:38.547
5-	19.092	123.1	24.227	11.491	165.2	10.815	23.447	118.3	1:29.072	(3)	100.53	0.132	13:00:07.619
6-	19.166	122.9	24.222	11.562	164.0	10.762	23.267	115.7	1:28.979	(2)	100.63	0.039	13:01:36.598
7-	19.646	116.5	26.523	11.728	162.8	10.924	IN PIT		1:31.598	P	97.75	2.658	13:03:08.196
8-	OUTLAP	114.3	25.368	11.684	162.4	11.065	23.759	116.5	9:08.148		16.33	7:39.208	13:12:16.344
9-	19.045	124.0	24.418	11.517	164.0	10.759	31.117	87.3	1:36.856		92.45	7.916	13:13:53.200
10-	20.574	117.9	24.797	11.601	165.2	10.798	29.930	118.5	1:37.700		91.65	8.760	13:15:30.900
11-	18.989	123.5	24.271	11.602	165.2	10.747	23.331	118.3	1:28.940	(1)	100.67		13:16:59.840
12-	22.177	119.1	26.466	11.867	163.2	11.189	23.786	120.0	1:35.485		93.77	6.545	13:18:35.325
13-	19.091	125.4	24.598	11.904	162.4	11.699	31.563	87.9	1:38.855		90.58	9.915	13:20:14.180
14-	27.140	100.0	26.461	13.216	127.3	13.204	30.148	118.1	1:50.169		81.27	21.229	13:22:04.349
15-	19.167	124.0	24.424	11.595	166.1	10.703	23.251	118.7	1:29.140		100.45	0.200	13:23:33.489
16-	19.095	125.4	24.422	11.659	165.6	10.735	23.322	119.8	1:29.233		100.34	0.293	13:25:02.722

P6 46		Tommy BRIDEWELL				Ducati - BeerMonster Ducati							
IDEAL LAP TIME : 1:28.619		BEST LAP TIME : 1:29.049				DIFFERENCE : 0.430							
LAP	SECTOR 1	SECTOR 2	SECTOR 3	SECTOR 4	SECTOR 5	LAP TIME	MPH	DIFF	TIME OF DAY				
1-	OUTLAP	98.2	26.741	11.887	164.8	11.620	23.923	118.9					12:47:20.810
2-	19.363	115.9	24.648	11.656	164.0	11.143	23.536	120.4	1:30.346		99.11	1.297	12:48:51.156
3-	19.119	118.3	24.559	11.528	166.5	10.856	23.652	122.2	1:29.714		99.81	0.665	12:50:20.870
4-	19.116	118.9	24.365	11.512	166.9	10.876	23.236	120.4	1:29.105	(3)	100.49	0.056	12:51:49.975
5-	19.065	118.1	24.472	11.568	167.3	10.747	23.294	119.4	1:29.146		100.44	0.097	12:53:19.121
6-	19.131	119.8	24.484	11.534	166.5	10.797	23.188	122.2	1:29.134		100.46	0.085	12:54:48.255
7-	18.998	120.2	24.381	11.553	166.5	10.696	23.458	123.5	1:29.086	(2)	100.51	0.037	12:56:17.341
8-	19.442	118.5	24.714	11.455	168.1	10.819	23.249	121.5	1:29.679		99.85	0.630	12:57:47.020
9-	19.040	121.3	24.507	11.564	166.1	10.772	23.166	120.6	1:29.049	(1)	100.55		12:59:16.069
10-	19.322	117.9	25.074	11.686	165.6	10.789	23.340	120.4	1:30.211		99.26	1.162	13:00:46.280
11-	19.098	120.2	24.516	11.751	165.2	10.750	23.173	121.5	1:29.288		100.28	0.239	13:02:15.568
12-	19.130	118.5	24.514	11.605	165.2	10.762	23.193	121.7	1:29.204		100.38	0.155	13:03:44.772
13-	20.067	105.0	27.574	11.767	165.6	11.041	IN PIT		1:31.015	P	98.38	1.966	13:05:15.787
14-	OUTLAP	112.9	25.610	11.876	164.4	11.080	23.457	120.6	12:34.635		11.86	11:05.586	13:17:50.422
15-	19.333	117.3	25.281	11.744	163.2	10.953	23.181	119.8	1:30.492		98.95	1.443	13:19:20.914
16-	21.529	108.7	25.858	11.789	163.6	10.891	23.401	119.1	1:33.468		95.80	4.419	13:20:54.382
17-	19.214	118.3	24.569	11.730	165.2	10.770	23.131	120.0	1:29.414		100.14	0.365	13:22:23.796
18-	19.229	118.9	24.537	11.795	165.2	10.780	23.187	120.6	1:29.528		100.01	0.479	13:23:53.324
19-	19.223	118.7	24.707	11.779	165.6	10.670	23.345	120.9	1:29.724		99.80	0.675	13:25:23.048

MCRCB BULLETIN TK044

2023 Bennetts British Superbike Championship - Round 10

2023 Bennetts British Superbike Championship with Pirelli

FREE PRACTICE 1 - SECTOR ANALYSIS



SECTOR 1 = FL to I1, SECTOR 2 = I1 to I2, SECTOR 3 = I2 to I3, SECTOR 4 = I3 to I4, SECTOR 5 = I4 to FL, DIFF = Difference To Personal Best Lap, P = Crossed Finish Line in Pit Lane, D = Time Disallowed

P7 60		Peter HICKMAN					BMW - FHO Racing BMW Motorrad						
IDEAL LAP TIME : 1:29.065		BEST LAP TIME : 1:29.132					DIFFERENCE : 0.067						
LAP	SECTOR 1	SECTOR 2	SECTOR 3	SECTOR 4	SECTOR 5	LAP TIME	MPH	DIFF	TIME OF DAY				
1-	OUTLAP	109.1	26.571	11.908	152.8	11.693	24.740	114.3		12:47:03.885			
2-	19.958	116.9	25.303	11.666	161.3	11.346	24.336	115.3	1:32.609	96.69	3.477	12:48:36.494	
3-	19.308	122.6	24.955	11.605	162.4	10.975	23.988	117.5	1:30.831	98.58	1.699	12:50:07.325	
4-	19.360	121.7	24.797	11.679	161.3	12.038	36.960	116.9	1:44.834	85.41	15.702	12:51:52.159	
5-	19.173	122.2	24.542	11.563	163.6	10.840	23.646	117.1	1:29.764	99.75	0.632	12:53:21.923	
6-	19.460	120.6	25.514	11.806	160.5	11.549	IN PIT		1:30.006	P	0.874	12:54:51.929	
7-	OUTLAP	118.3	25.188	11.769	161.7	11.179	24.452	116.7	7:01.942	21.22	5:32.810	13:01:53.871	
8-	19.132	121.7	24.486	11.565	162.0	10.930	23.606	116.9	1:29.719	(3)	99.80	0.587	13:03:23.590
9-	19.227	124.0	24.426	11.645	162.0	10.959	23.710	117.5	1:29.967	99.53	0.835	13:04:53.557	
10-	19.076	124.0	24.480	11.696	162.8	11.295	24.227	116.3	1:30.774	98.64	1.642	13:06:24.331	
11-	19.651	117.1	25.118	11.704	161.3	11.024	23.650	116.3	1:31.147	98.24	2.015	13:07:55.478	
12-	19.039	120.9	24.486	11.612	162.8	10.820	IN PIT		1:32.945	P	96.34	3.813	13:09:28.423
13-	OUTLAP	115.7	25.338	11.797	160.9	11.129	23.861	115.1	5:14.256	28.49	3:45.124	13:14:42.679	
14-	19.121	123.1	24.629	11.675	162.8	10.805	23.644	113.9	1:29.874	99.63	0.742	13:16:12.553	
15-	19.031	122.0	24.499	11.658	162.8	10.760	23.509	116.9	1:29.457	(2)	100.09	0.325	13:17:42.010
16-	19.018	123.5	25.519	11.930	156.4	11.662	IN PIT		1:29.955	P	99.54	0.823	13:19:11.965
17-	OUTLAP	72.5	27.167	11.663	162.0	11.005	23.677	114.5	4:12.624	35.44	2:43.492	13:23:24.589	
18-	19.251	121.1	24.638	11.663	162.4	10.870	23.522	116.7	1:29.944	99.55	0.812	13:24:54.533	
19-	18.935	124.0	24.448	11.608	163.6	10.636	23.505	117.5	1:29.132	(1)	100.46		13:26:23.665

P8 86		Charlie NESBITT					Honda - MasterMac Honda by Hawk Racing						
IDEAL LAP TIME : 1:28.961		BEST LAP TIME : 1:29.163					DIFFERENCE : 0.202						
LAP	SECTOR 1	SECTOR 2	SECTOR 3	SECTOR 4	SECTOR 5	LAP TIME	MPH	DIFF	TIME OF DAY				
1-	OUTLAP	98.9	27.238	11.931	158.2	11.690	24.447	114.5				12:47:07.746	
2-	19.523	117.3	25.282	11.669	159.7	11.106	23.717	118.9	1:31.297	98.08	2.134	12:48:39.043	
3-	19.225	120.4	25.170	11.592	162.0	10.867	23.614	117.7	1:30.468	98.97	1.305	12:50:09.511	
4-	19.070	121.5	25.055	11.482	162.8	10.946	23.766	120.4	1:30.319	99.14	1.156	12:51:39.830	
5-	19.158	119.1	24.897	11.462	162.0	11.075	23.933	119.1	1:30.525	98.91	1.362	12:53:10.355	
6-	19.313	120.2	25.109	11.626	162.4	10.972	23.549	119.4	1:30.569	98.86	1.406	12:54:40.924	
7-	19.131	122.2	24.833	11.498	163.6	10.933	23.864	121.1	1:30.259	99.20	1.096	12:56:11.183	
8-	19.344	119.6	25.390	11.743	160.9	10.916	23.877	117.7	1:31.270	98.10	2.107	12:57:42.453	
9-	19.336	121.5	25.188	11.565	162.0	11.132	24.040	118.9	1:31.261	98.11	2.098	12:59:13.714	
10-	20.482	113.7	28.035	11.746	159.4	11.626	IN PIT		1:33.669	P	95.59	4.506	13:00:47.383
11-	OUTLAP	106.3	28.208	11.817	160.5	11.110	23.657	117.1	6:16.153	23.80	4:46.990	13:07:03.536	
12-	19.209	121.1	24.707	11.489	161.3	10.760	23.463	117.3	1:29.628	99.90	0.465	13:08:33.164	
13-	19.149	122.4	24.572	11.524	161.3	10.749	23.326	118.1	1:29.320	100.25	0.157	13:10:02.484	
14-	19.061	122.0	24.481	11.571	162.4	10.773	23.287	117.9	1:29.173	(2)	100.41	0.010	13:11:31.657
15-	19.098	122.9	24.518	11.560	162.0	10.694	23.293	116.7	1:29.163	(1)	100.42		13:13:00.820
16-	19.079	122.0	24.646	11.574	161.3	10.682	23.477	116.3	1:29.458	100.09	0.295	13:14:30.278	
17-	19.300	120.6	24.763	11.697	160.9	10.834	24.045	115.5	1:30.639	98.79	1.476	13:16:00.917	
18-	20.076	111.4	26.204	12.153	153.2	11.730	IN PIT		1:31.050	P	98.34	1.887	13:17:31.967
19-	OUTLAP	112.0	25.314	13.001	134.4	12.843	28.670	114.9	4:29.744	33.19	3:00.581	13:22:01.711	
20-	19.303	122.6	24.790	11.600	162.0	10.870	23.377	117.7	1:29.940	99.56	0.777	13:23:31.651	
21-	19.097	123.3	24.557	11.594	162.0	10.688	23.275	118.9	1:29.211	(3)	100.37	0.048	13:25:00.862
22-	19.362	115.7	25.049	11.686	160.1	10.792	23.864	116.1	1:30.753	98.66	1.590	13:26:31.615	

MCRCB BULLETIN TK044

2023 Bennetts British Superbike Championship - Round 10

2023 Bennetts British Superbike Championship with Pirelli

FREE PRACTICE 1 - SECTOR ANALYSIS



SECTOR 1 = FL to I1, SECTOR 2 = I1 to I2, SECTOR 3 = I2 to I3, SECTOR 4 = I3 to I4, SECTOR 5 = I4 to FL, DIFF = Difference To Personal Best Lap, P = Crossed Finish Line in Pit Lane, D = Time Disallowed

P9		25		Josh BROOKES				BMW - FHO Racing BMW Motorrad				
IDEAL LAP TIME : 1:29.102		BEST LAP TIME : 1:29.236				DIFFERENCE : 0.134						
LAP	SECTOR 1	SECTOR 2	SECTOR 3	SECTOR 4	SECTOR 5	LAP TIME	MPH	DIFF	TIME OF DAY			
1 -	OUTLAP	105.6	26.646	11.823	164.4	11.679	24.285	119.6		12:46:53.935		
2 -	19.822	118.1	25.306	11.703	166.1	11.194	29.755	108.7	1:37.780	91.57	8.544	12:48:31.715
3 -	19.964	113.3	25.235	11.648	167.3	11.165	24.005	121.3	1:32.017	97.31	2.781	12:50:03.732
4 -	19.280	115.7	25.330	11.649	166.5	11.066	23.593	122.0	1:30.918	98.48	1.682	12:51:34.650
5 -	19.323	120.2	25.036	11.516	167.3	10.814	23.506	121.1	1:30.195	99.27	0.959	12:53:04.845
6 -	19.208	119.8	25.014	11.483	167.3	10.837	23.434	122.6	1:29.976	99.52	0.740	12:54:34.821
7 -	19.326	116.5	24.957	11.496	167.3	10.908	23.514	121.1	1:30.201	99.27	0.965	12:56:05.022
8 -	19.733	114.1	25.104	11.737	165.2	11.230	23.669	120.6	1:31.473	97.89	2.237	12:57:36.495
9 -	19.247	116.7	24.792	11.639	165.6	10.916	23.266	120.0	1:29.860 (3)	99.64	0.624	12:59:06.355
10 -	19.235	122.0	24.953	12.389	144.6	11.713	IN PIT		1:32.931 P	96.35	3.695	13:00:39.286
11 -	OUTLAP	107.8	25.332	11.984	164.8	11.131	23.957	120.0	11:27.879	13.01	9:58.643	13:12:07.165
12 -	19.320	121.1	25.273	11.604	166.1	10.937	23.851	121.3	1:30.985	98.41	1.749	13:13:38.150
13 -	19.448	111.6	25.049	11.708	164.8	11.027	23.486	118.9	1:30.718	98.70	1.482	13:15:08.868
14 -	19.309	116.3	24.981	11.680	166.1	13.484	IN PIT		1:33.564 P	95.70	4.328	13:16:42.432
15 -	OUTLAP	108.4	25.649	11.816	164.0	11.146	23.594	119.1	4:56.458	30.20	3:27.222	13:21:38.890
16 -	19.121	123.1	24.818	11.578	166.9	11.011	23.776	120.2	1:30.304	99.15	1.068	13:23:09.194
17 -	19.229	122.6	24.738	11.653	166.1	10.890	23.144	120.6	1:29.654 (2)	99.87	0.418	13:24:38.848
18 -	19.228	115.9	24.734	11.510	166.9	10.739	23.025	120.0	1:29.236 (1)	100.34		13:26:08.084

P10		14		Lee JACKSON				Kawasaki - Cheshire Mouldings Kawasaki				
IDEAL LAP TIME : 1:29.008		BEST LAP TIME : 1:29.359				DIFFERENCE : 0.351						
LAP	SECTOR 1	SECTOR 2	SECTOR 3	SECTOR 4	SECTOR 5	LAP TIME	MPH	DIFF	TIME OF DAY			
1 -	OUTLAP	99.8	27.219	12.014	160.1	11.597	24.299	120.0				12:46:57.542
2 -	19.924	110.5	25.432	11.480	160.5	11.437	24.743	118.5	1:33.016	96.26	3.657	12:48:30.558
3 -	19.277	114.5	25.310	11.482	154.9	11.681	24.128	117.1	1:31.878	97.46	2.519	12:50:02.436
4 -	19.286	114.5	25.081	11.539	162.8	11.178	23.502	118.9	1:30.586	98.85	1.227	12:51:33.022
5 -	19.234	118.9	24.813	11.527	161.3	11.072	23.632	119.4	1:30.278	99.18	0.919	12:53:03.300
6 -	19.209	116.5	24.778	11.607	159.4	11.086	23.083	116.7	1:29.763	99.75	0.404	12:54:33.063
7 -	19.187	119.8	24.671	11.586	160.5	10.913	23.134	118.7	1:29.491	100.05	0.132	12:56:02.554
8 -	19.092	120.0	26.307	13.571	118.5	12.409	IN PIT		1:33.757 P	95.50	4.398	12:57:36.311
9 -	OUTLAP	112.5	25.520	11.711	160.5	11.202	23.496	119.1	9:34.133	15.59	8:04.774	13:07:10.444
10 -	19.185	118.9	24.775	11.623	160.9	10.852	23.554	118.7	1:29.989	99.50	0.630	13:08:40.433
11 -	19.149	118.3	24.583	11.517	162.4	11.170	23.633	117.5	1:30.052	99.43	0.693	13:10:10.485
12 -	19.167	120.2	24.592	11.600	160.9	10.866	23.182	116.9	1:29.407 (2)	100.15	0.048	13:11:39.892
13 -	20.088	110.5	25.890	11.717	159.4	11.556	IN PIT		1:29.706 P	99.82	0.347	13:13:09.598
14 -	OUTLAP	110.3	25.913	11.740	162.8	11.013	23.288	121.1	6:11.658	24.09	4:42.299	13:19:21.256
15 -	19.524	115.5	24.931	11.689	160.1	10.932	23.219	119.4	1:30.295	99.16	0.936	13:20:51.551
16 -	19.095	121.1	24.752	11.622	160.9	10.800	23.090	119.4	1:29.359 (1)	100.20		13:22:20.910
17 -	19.062	120.0	24.600	11.649	161.3	10.873	23.276	118.1	1:29.460 (3)	100.09	0.101	13:23:50.370
18 -	20.821	109.4	30.282	15.024	89.9	14.079	IN PIT		1:43.692 P	86.35	14.333	13:25:34.062

MCRCB BULLETIN TK044

2023 Bennetts British Superbike Championship - Round 10

2023 Bennetts British Superbike Championship with Pirelli

FREE PRACTICE 1 - SECTOR ANALYSIS

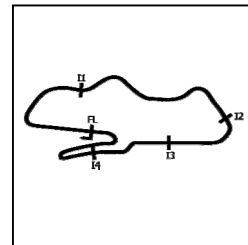


SECTOR 1 = FL to I1, SECTOR 2 = I1 to I2, SECTOR 3 = I2 to I3, SECTOR 4 = I3 to I4, SECTOR 5 = I4 to FL, DIFF = Difference To Personal Best Lap, P = Crossed Finish Line in Pit Lane, D = Time Disallowed

P11 74		Davey TODD				BMW - Milwaukee BMW Motorrad							
IDEAL LAP TIME : 1:29.242		BEST LAP TIME : 1:29.551				DIFFERENCE : 0.309							
LAP	SECTOR 1	SECTOR 2	SECTOR 3	SECTOR 4	SECTOR 5	LAP TIME	MPH	DIFF	TIME OF DAY				
1-	OUTLAP	104.0	26.873	11.727	152.1	12.227	24.935	117.5		12:47:29.327			
2-	19.749	113.3	25.452	11.690	156.4	11.637	24.188	118.5	1:32.716	96.57	3.165	12:49:02.043	
3-	19.490	113.9	25.035	11.509	165.2	11.190	23.647	119.1	1:30.871	98.54	1.320	12:50:32.914	
4-	19.230	118.9	24.798	11.511	163.6	11.086	23.692	117.9	1:30.317	99.14	0.766	12:52:03.231	
5-	19.296	120.0	24.739	11.507	164.4	11.153	23.871	118.3	1:30.566	98.87	1.015	12:53:33.797	
6-	19.391	119.8	24.808	11.534	165.6	11.074	23.694	117.3	1:30.501	98.94	0.950	12:55:04.298	
7-	19.336	119.4	24.767	11.506	165.2	11.066	23.671	118.9	1:30.346	99.11	0.795	12:56:34.644	
8-	19.272	120.2	24.776	11.495	165.2	10.962	23.422	118.1	1:29.927	99.57	0.376	12:58:04.571	
9-	19.624	113.5	25.906	11.801	161.3	11.363	IN PIT		1:32.108	P	2.557	12:59:36.679	
10-	OUTLAP	109.8	25.716	11.826	157.9	12.746	26.049	116.7	10:42.035	13.94	9:12.484	13:10:18.714	
11-	19.286	121.5	24.815	11.495	165.6	11.079	23.657	118.1	1:30.332	99.12	0.781	13:11:49.046	
12-	19.359	119.1	24.630	11.610	163.6	11.053	23.436	118.1	1:30.088	99.39	0.537	13:13:19.134	
13-	19.270	118.7	24.734	11.663	161.3	11.036	IN PIT		1:27.175	P	102.71	13:14:46.309	
14-	OUTLAP	106.1	34.045	13.591	138.0	12.640	23.913	117.3	4:45.895	31.32	3:16.344	13:19:32.204	
15-	19.255	118.1	24.417	11.579	164.8	10.985	23.315	117.5	1:29.551 (1)	99.99		13:21:01.755	
16-	19.147	118.5	24.503	11.429	164.8	11.179	23.555	118.5	1:29.813	(3)	99.70	0.262	13:22:31.568
17-	19.275	116.5	24.613	11.535	164.4	11.041	23.287	118.1	1:29.751	(2)	99.76	0.200	13:24:01.319
18-	19.157	119.6	24.646	11.477	165.2	10.973	23.591	118.1	1:29.844	99.66	0.293	13:25:31.163	

P12 21		Christian IDDON				Ducati - Oxford Products Racing Ducati							
IDEAL LAP TIME : 1:29.202		BEST LAP TIME : 1:29.611				DIFFERENCE : 0.409							
LAP	SECTOR 1	SECTOR 2	SECTOR 3	SECTOR 4	SECTOR 5	LAP TIME	MPH	DIFF	TIME OF DAY				
1-	OUTLAP	98.8	27.208	11.899	153.9	11.801	24.672	118.3				12:46:56.690	
2-	19.880	117.9	25.520	11.710	161.7	11.441	32.112	120.0	1:40.663	88.95	11.052	12:48:37.353	
3-	19.562	116.7	25.209	11.665	163.2	11.023	23.961	118.9	1:31.420	97.94	1.809	12:50:08.773	
4-	19.484	117.9	24.999	11.609	162.8	10.937	23.679	118.9	1:30.708	98.71	1.097	12:51:39.481	
5-	19.290	118.1	24.785	11.547	162.8	11.060	23.566	120.9	1:30.248	99.22	0.637	12:53:09.729	
6-	19.453	117.5	25.140	11.659	162.8	10.964	23.715	118.3	1:30.931	98.47	1.320	12:54:40.660	
7-	19.274	120.6	24.689	11.607	162.0	10.894	23.851	120.6	1:30.315	99.14	0.704	12:56:10.975	
8-	20.782	118.9	24.937	11.700	160.9	11.170	23.822	121.1	1:32.411	96.89	2.800	12:57:43.386	
9-	19.228	121.1	24.570	11.581	162.8	12.254	26.077	120.6	1:33.710	95.55	4.099	12:59:17.096	
10-	19.150	120.2	24.720	11.776	162.8	10.739	23.241	121.1	1:29.626	(2)	99.90	0.015	13:00:46.722
11-	19.105	122.6	24.583	11.776	163.6	10.765	23.382	120.2	1:29.611 (1)	99.92		13:02:16.333	
12-	19.150	122.2	24.597	11.666	161.3	10.841	23.378	119.6	1:29.632	(3)	99.90	0.021	13:03:45.965
13-	20.504	110.1	26.798	12.511	153.9	12.214	IN PIT		1:35.280	P	93.98	5.669	13:05:21.245
14-	OUTLAP	110.9	28.713	13.517	161.3	11.176	28.810	118.7	10:10.085	14.67	8:40.474	13:15:31.330	
15-	19.550	123.5	24.954	12.408	149.7	11.154	23.688	114.9	1:31.754	97.59	2.143	13:17:03.084	
16-	19.544	119.8	24.844	12.158	161.7	10.896	23.568	119.8	1:31.010	98.38	1.399	13:18:34.094	
17-	19.507	119.8	25.104	11.850	161.7	10.994	23.771	120.2	1:31.226	98.15	1.615	13:20:05.320	
18-	19.505	119.6	25.046	11.902	162.4	11.163	23.804	118.7	1:31.420	97.94	1.809	13:21:36.740	
19-	19.540	120.2	25.258	11.942	160.9	10.975	23.671	116.9	1:31.386	97.98	1.775	13:23:08.126	
20-	25.028	101.5	25.682	11.903	162.4	10.993	23.599	120.2	1:37.205	92.11	7.594	13:24:45.331	
21-	19.488	116.7	25.093	11.892	162.8	11.007	23.456	119.6	1:30.936	98.46	1.325	13:26:16.267	

FREE PRACTICE 1 - SECTOR ANALYSIS



SECTOR 1 = FL to I1, SECTOR 2 = I1 to I2, SECTOR 3 = I2 to I3, SECTOR 4 = I3 to I4, SECTOR 5 = I4 to FL, DIFF = Difference To Personal Best Lap, P = Crossed Finish Line in Pit Lane, D = Time Disallowed

P13		12		Luke MOSSEY				BMW - Tactix by Lloyd & Jones BMW				
IDEAL LAP TIME : 1:29.323		BEST LAP TIME : 1:29.661		DIFFERENCE : 0.338								
LAP	SECTOR 1	SECTOR 2	SECTOR 3	SECTOR 4	SECTOR 5	LAP TIME	MPH	DIFF	TIME OF DAY			
1-	OUTLAP	101.0	27.187	11.831	153.2	11.596	24.664	117.7		12:46:56.232		
2-	21.117	103.5	25.804	12.397	131.3	11.543	24.785	115.7	1:35.646	93.62	5.985	12:48:31.878
3-	20.090	116.1	25.188	11.565	157.5	11.242	24.192	118.9	1:32.277	97.03	2.616	12:50:04.155
4-	19.380	118.5	24.952	11.721	158.6	11.402	23.895	118.9	1:31.350	98.02	1.689	12:51:35.505
5-	19.301	120.6	24.665	11.781	162.0	11.109	26.727	101.3	1:33.583	95.68	3.922	12:53:09.088
6-	24.025	115.1	25.369	11.703	160.9	11.244	24.182	118.3	1:36.523	92.77	6.862	12:54:45.611
7-	19.230	121.3	24.501	11.554	161.7	10.991	23.655	117.7	1:29.931 (3)	99.57	0.270	12:56:15.542
8-	22.572	108.2	26.742	11.644	159.4	11.080	IN PIT		1:34.938 P	94.31	5.277	12:57:50.480
9-	OUTLAP	105.6	27.837	14.796	112.5	11.938	24.804	117.5	5:58.590	24.97	4:28.929	13:03:49.070
10-	19.461	118.9	25.909	12.021	150.4	11.729	25.579	117.3	1:34.699	94.55	5.038	13:05:23.769
11-	19.262	120.4	24.329	11.637	159.7	11.028	23.929	118.1	1:30.185	99.28	0.524	13:06:53.954
12-	23.653	113.5	26.031	13.535	135.0	11.671	IN PIT		1:35.835 P	93.43	6.174	13:08:29.789
13-	OUTLAP	109.8	27.208	11.882	157.1	11.145	24.025	116.1	7:44.252	19.28	6:14.591	13:16:14.041
14-	19.736	113.9	26.760	11.742	159.7	11.179	IN PIT		1:30.833 P	98.58	1.172	13:17:44.874
15-	OUTLAP	83.4	30.856	14.878	117.5	13.028	26.301	119.4	3:57.412	37.71	2:27.751	13:21:42.286
16-	19.239	120.9	24.466	11.446	164.0	11.005	23.505	120.0	1:29.661 (1)	99.87		13:23:11.947
17-	19.646	117.9	27.575	13.266	120.6	11.929	24.289	118.5	1:36.705	92.59	7.044	13:24:48.652
18-	19.128	122.9	24.452	11.516	162.0	10.915	23.702	118.7	1:29.713 (2)	99.81	0.052	13:26:18.365

P14		30		Max COOK				Kawasaki - Cheshire Mouldings Kawasaki				
IDEAL LAP TIME : 1:29.607		BEST LAP TIME : 1:29.911		DIFFERENCE : 0.304								
LAP	SECTOR 1	SECTOR 2	SECTOR 3	SECTOR 4	SECTOR 5	LAP TIME	MPH	DIFF	TIME OF DAY			
1-	OUTLAP	97.1	27.595	12.039	156.4	11.979	25.045	117.1		12:46:58.222		
2-	19.806	115.7	25.462	11.684	158.2	11.361	24.440	117.5	1:32.753	96.54	2.842	12:48:30.975
3-	19.805	116.9	25.197	11.721	157.1	11.461	31.268	119.8	1:39.452	90.03	9.541	12:50:10.427
4-	19.322	118.1	25.052	11.583	163.2	11.066	23.730	118.9	1:30.753	98.66	0.842	12:51:41.180
5-	19.140	118.7	24.750	11.602	161.7	10.977	23.599	120.0	1:30.068 (3)	99.41	0.157	12:53:11.248
6-	19.290	121.7	24.960	11.553	162.4	11.076	24.221	119.4	1:31.100	98.29	1.189	12:54:42.348
7-	19.716	114.7	25.278	11.611	163.2	11.207	24.960	118.9	1:32.772	96.52	2.861	12:56:15.120
8-	23.636	99.5	25.816	11.713	160.9	10.981	IN PIT		1:34.055 P	95.20	4.144	12:57:49.175
9-	OUTLAP	106.5	26.852	12.270	152.5	11.288	27.670	117.3	9:07.091	16.36	7:37.180	13:06:56.266
10-	19.364	119.6	24.867	11.626	160.9	10.901	23.812	117.3	1:30.570	98.86	0.659	13:08:26.836
11-	19.314	117.1	24.648	11.635	161.7	10.784	23.530	117.3	1:29.911 (1)	99.59		13:09:56.747
12-	19.412	119.6	24.644	11.678	160.5	10.868	23.597	117.7	1:30.199	99.27	0.288	13:11:26.946
13-	19.273	119.6	24.784	11.717	160.1	10.916	23.611	116.3	1:30.301	99.16	0.390	13:12:57.247
14-	19.845	113.7	25.370	11.754	160.1	11.063	IN PIT		1:29.834 P	99.67		13:14:27.081
15-	OUTLAP	108.7	27.579	12.200	158.2	11.162	25.927	117.3	7:47.062	19.17	6:17.151	13:22:14.143
16-	19.225	119.4	24.679	11.765	162.0	10.740	23.629	116.3	1:30.038 (2)	99.45	0.127	13:23:44.181
17-	20.683	112.4	25.700	11.949	161.3	11.059	24.420	116.3	1:33.811	95.45	3.900	13:25:17.992

P15		79		Storm STACEY				Kawasaki - Starline Racing Kawasaki				
IDEAL LAP TIME : 1:29.827		BEST LAP TIME : 1:29.948		DIFFERENCE : 0.121								
LAP	SECTOR 1	SECTOR 2	SECTOR 3	SECTOR 4	SECTOR 5	LAP TIME	MPH	DIFF	TIME OF DAY			
1-	OUTLAP	94.5	27.131	11.986	155.3	11.789	24.765	117.5		12:46:57.030		
2-	19.670	116.3	25.530	11.709	159.4	11.257	24.719	114.1	1:32.885	96.40	2.937	12:48:29.915
3-	19.496	117.7	25.143	11.791	158.6	11.109	23.713	112.4	1:31.252	98.12	1.304	12:50:01.167
4-	19.388	120.9	24.816	11.706	159.0	10.992	23.954	116.1	1:30.856	98.55	0.908	12:51:32.023
5-	19.596	118.1	25.055	11.827	157.5	10.968	23.748	116.5	1:31.194	98.19	1.246	12:53:03.217
6-	19.390	120.0	24.831	11.661	160.1	11.027	23.556	116.9	1:30.465 (3)	98.98	0.517	12:54:33.682
7-	19.219	124.5	24.719	11.693	159.4	10.822	23.495	118.9	1:29.948 (1)	99.55		12:56:03.630
8-	19.163	120.6	24.686	11.771	159.0	11.023	23.673	116.3	1:30.316 (2)	99.14	0.368	12:57:33.946
9-	23.008	107.3	26.320	12.245	156.4	11.535	IN PIT		1:36.065 P	93.21	6.117	12:59:10.011
10-	OUTLAP	100.4	26.624	11.805	158.2	11.211	IN PIT		15:22.072 P	9.71	13:52.124	13:14:32.083
11-	OUTLAP	104.0	25.462	11.869	158.2	11.984	IN PIT		4:52.064 P	30.65	3:22.116	13:19:24.147

MCRCB BULLETIN TK044

2023 Bennetts British Superbike Championship - Round 10

2023 Bennetts British Superbike Championship with Pirelli

FREE PRACTICE 1 - SECTOR ANALYSIS



SECTOR 1 = FL to I1, SECTOR 2 = I1 to I2, SECTOR 3 = I2 to I3, SECTOR 4 = I3 to I4, SECTOR 5 = I4 to FL, DIFF = Difference To Personal Best Lap, P = Crossed Finish Line in Pit Lane, D = Time Disallowed

P16 59		Niccoló CANEPA					Yamaha - McAMS Yamaha						
IDEAL LAP TIME : 1:29.611		BEST LAP TIME : 1:30.070					DIFFERENCE : 0.459						
LAP	SECTOR 1	SECTOR 2	SECTOR 3	SECTOR 4	SECTOR 5	LAP TIME	MPH	DIFF	TIME OF DAY				
1-	OUTLAP	96.6	27.362	11.986	159.0	12.343	25.343	115.5		12:47:00.021			
2-	19.987	114.9	25.331	11.704	156.0	11.735	24.521	118.5	1:33.278	95.99	3.208	12:48:33.299	
3-	19.450	118.7	25.429	11.700	162.0	11.385	24.108	117.1	1:32.072	97.25	2.002	12:50:05.371	
4-	19.491	119.1	25.052	11.780	163.2	11.289	24.013	117.3	1:31.625	97.72	1.555	12:51:36.996	
5-	19.528	118.5	25.209	11.767	161.7	11.366	27.295	118.7	1:35.165	94.09	5.095	12:53:12.161	
6-	19.477	117.7	24.814	11.818	163.2	11.104	23.604	118.7	1:30.817	98.59	0.747	12:54:42.978	
7-	19.413	123.3	25.122	11.729	162.0	11.438	23.992	117.7	1:31.694	97.65	1.624	12:56:14.672	
8-	19.283	122.2	24.839	11.897	162.4	11.195	31.220	112.9	1:38.434	90.96	8.364	12:57:53.106	
9-	21.440	111.4	26.099	12.098	160.5	11.352	26.082	117.5	1:37.071	92.24	7.001	12:59:30.177	
10-	19.157	121.5	24.519	12.010	126.6	14.963	IN PIT		1:37.152	P	92.16	7.082	13:01:07.329
11-	OUTLAP	106.8	26.337	12.859	135.0	12.337	24.318	118.5	10:10.023	14.67	8:39.953	13:11:17.352	
12-	19.234	121.1	24.720	11.763	163.6	11.032	23.662	117.3	1:30.411	99.04	0.341	13:12:47.763	
13-	19.243	123.8	24.539	11.953	161.3	10.918	23.463	117.5	1:30.116	(2)	99.36	0.046	13:14:17.879
14-	19.333	118.7	26.663	12.153	159.7	11.387	IN PIT		1:30.438	P	99.01	0.368	13:15:48.317
15-	OUTLAP	111.4	28.878	13.789	142.7	15.003	34.556	116.9	4:21.123	34.29	2:51.053	13:20:09.440	
16-	19.582	117.5	25.064	11.838	162.8	10.940	24.653	119.6	1:32.077	97.24	2.007	13:21:41.517	
17-	19.194	122.2	24.797	11.616	164.4	11.062	23.401	116.1	1:30.070	(1)	99.41		13:23:11.587
18-	19.189	124.5	24.729	11.662	162.8	10.958	23.761	119.6	1:30.299	(3)	99.16	0.229	13:24:41.886
19-	19.868	116.9	28.012	14.868	103.7	13.935	26.440	118.1	1:43.123	86.83	13.053	13:26:25.009	

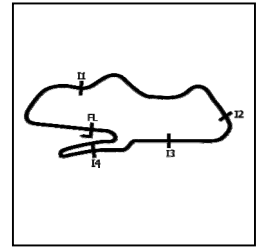
P17 8		Héctor BARBERA					Honda - TAG Racing Honda						
IDEAL LAP TIME : 1:29.489		BEST LAP TIME : 1:30.129					DIFFERENCE : 0.640						
LAP	SECTOR 1	SECTOR 2	SECTOR 3	SECTOR 4	SECTOR 5	LAP TIME	MPH	DIFF	TIME OF DAY				
1-	OUTLAP	107.3	26.153	11.731	160.5	11.853	23.842	115.9				12:46:52.053	
2-	19.324	120.6	25.287	11.840	159.4	11.069	23.492	117.1	1:31.012	98.38	0.883	12:48:23.065	
3-	19.317	121.3	26.078	11.755	160.5	11.230	27.067	117.3	1:35.447	93.81	5.318	12:49:58.512	
4-	19.293	120.2	24.836	11.625	161.7	10.867	23.777	113.7	1:30.398	99.05	0.269	12:51:28.910	
5-	19.237	119.4	25.421	11.816	160.9	11.986	30.855	115.3	1:39.315	90.16	9.186	12:53:08.225	
6-	19.199	121.1	24.726	11.607	164.4	10.966	24.145	117.3	1:30.643	98.78	0.514	12:54:38.868	
7-	19.069	118.3	24.808	11.690	161.3	11.028	23.534	118.7	1:30.129	(1)	99.35		12:56:08.997
8-	19.130	116.5	24.879	12.143	157.9	12.767	25.901	118.1	1:34.820	94.43	4.691	12:57:43.817	
9-	19.104	124.2	24.589	11.518	163.6	11.244	24.836	117.1	1:31.291	98.08	1.162	12:59:15.108	
10-	19.362	121.7	26.302	12.183	154.6	11.141	23.868	117.9	1:32.856	96.43	2.727	13:00:47.964	
11-	19.145	123.8	24.782	11.705	161.7	10.971	23.627	119.4	1:30.230	(2)	99.24	0.101	13:02:18.194
12-	19.023	122.6	1:19.716	15.819	149.4	12.978	IN PIT		2:30.803	P	59.37	1:00.674	13:04:48.997
13-	OUTLAP	107.2	25.663	13.766	127.0	11.649	28.659	116.9	13:37.828	10.94	12:07.699	13:18:26.825	
14-	19.388	114.1	27.768	12.183	158.2	13.812	25.878	117.9	1:39.029	90.42	8.900	13:20:05.854	
15-	19.169	118.1	25.123	12.036	157.9	11.624	24.413	117.3	1:32.365	96.94	2.236	13:21:38.219	
16-	19.081	120.0	25.071	11.848	161.7	10.924	25.773	118.7	1:32.697	96.59	2.568	13:23:10.916	
17-	19.124	122.4	24.831	11.696	161.7	11.277	23.958	117.3	1:30.886	D	98.52	0.757	13:24:41.802
18-	19.345	119.1	24.869	11.750	161.3	10.899	23.519	117.5	1:30.382	(3)	99.07	0.253	13:26:12.184

MCRCB BULLETIN TK044

2023 Bennetts British Superbike Championship - Round 10

2023 Bennetts British Superbike Championship with Pirelli

FREE PRACTICE 1 - SECTOR ANALYSIS



SECTOR 1 = FL to I1, SECTOR 2 = I1 to I2, SECTOR 3 = I2 to I3, SECTOR 4 = I3 to I4, SECTOR 5 = I4 to FL, DIFF = Difference To Personal Best Lap, P = Crossed Finish Line in Pit Lane, D = Time Disallowed

P18 75 P		Alex OLSEN					Honda - Cumins by Team IWR Honda						
IDEAL LAP TIME : 1:30.108		BEST LAP TIME : 1:30.450					DIFFERENCE : 0.342						
LAP	SECTOR 1	SECTOR 2	SECTOR 3	SECTOR 4	SECTOR 5	LAP TIME	MPH	DIFF	TIME OF DAY				
1-	OUTLAP	93.7	28.545	12.043	154.9	11.998	25.791	113.5		12:47:00.676			
2-	20.065	109.8	25.527	11.746	158.2	11.398	24.529	115.5	1:33.265	96.01	2.815	12:48:33.941	
3-	19.714	112.5	25.226	11.589	160.5	11.153	24.640	115.7	1:32.322	96.99	1.872	12:50:06.263	
4-	21.451	110.9	27.730	11.674	158.6	11.206	23.881	117.3	1:35.942	93.33	5.492	12:51:42.205	
5-	19.441	115.9	25.046	11.594	158.6	11.002	24.319	112.9	1:31.402	97.96	0.952	12:53:13.607	
6-	20.437	109.4	25.657	11.651	159.0	11.070	23.897	117.1	1:32.712	96.58	2.262	12:54:46.319	
7-	19.246	115.3	24.735	11.609	159.7	11.007	23.853	118.1	1:30.450 (1)	98.99		12:56:16.769	
8-	21.813	101.0	27.568	11.982	157.5	11.853	IN PIT		1:38.563	P	90.85	8.113	12:57:55.332
9-	OUTLAP	100.4	27.219	14.585	114.3	11.979	24.913	114.5	11:03.562	13.49	9:33.112	13:08:58.894	
10-	19.574	112.0	25.088	11.751	156.7	11.128	24.786	116.7	1:32.327	96.98	1.877	13:10:31.221	
11-	19.328	115.7	24.842	11.631	159.0	11.157	24.144	118.9	1:31.102	98.29	0.652	13:12:02.323	
12-	22.223	106.8	28.283	11.638	157.5	11.165	23.628	117.1	1:36.937	92.37	6.487	13:13:39.260	
13-	19.291	116.5	24.701	11.685	157.1	10.995	23.786	115.5	1:30.458 (2)	98.99	0.008	13:15:09.718	
14-	19.195	115.7	24.718	11.610	158.2	11.545	23.879	116.7	1:30.947 (3)	98.45	0.497	13:16:40.665	
15-	22.163	102.1	29.665	14.167	137.7	12.393	IN PIT		1:42.317	P	87.51	11.867	13:18:22.982
16-	OUTLAP	103.7	27.477	12.045	154.2	11.482	25.795	115.5	6:00.127	24.86	4:29.677	13:24:23.109	
17-	19.431	114.7	25.096	11.810	157.5	11.154	24.043	115.5	1:31.534	97.82	1.084	13:25:54.643	

P19 18		Andrew IRWIN					Honda - Honda Racing UK						
IDEAL LAP TIME : 1:30.169		BEST LAP TIME : 1:30.493					DIFFERENCE : 0.324						
LAP	SECTOR 1	SECTOR 2	SECTOR 3	SECTOR 4	SECTOR 5	LAP TIME	MPH	DIFF	TIME OF DAY				
1-	OUTLAP	105.1	26.520	11.860	156.7	11.861	25.090	117.7				12:46:53.520	
2-	19.806	120.6	25.633	11.671	161.7	11.177	24.456	118.3	1:32.743	96.55	2.250	12:48:26.263	
3-	19.407	118.1	25.151	11.642	159.7	11.092	24.130	117.7	1:31.422	97.94	0.929	12:49:57.685	
4-	19.283	122.2	24.982	11.588	160.5	10.990	24.000	118.1	1:30.843	98.57	0.350	12:51:28.528	
5-	19.250	121.1	25.164	11.673	160.5	12.351	29.106	118.9	1:37.544	91.79	7.051	12:53:06.072	
6-	19.110	122.0	25.007	11.495	163.6	10.900	24.060	118.7	1:30.572 (2)	98.86	0.079	12:54:36.644	
7-	19.226	122.9	25.456	12.246	144.9	12.178	25.091	118.1	1:34.197	95.06	3.704	12:56:10.841	
8-	19.213	122.2	25.039	11.482	164.8	10.995	23.764	119.1	1:30.493 (1)	98.95		12:57:41.334	
9-	23.161	122.2	27.492	11.782	159.4	11.685	IN PIT		1:37.367	P	91.96	6.874	12:59:18.701
10-	OUTLAP	115.3	26.125	11.721	161.7	12.289	24.949	118.7	10:59.234	13.58	9:28.741	13:10:17.935	
11-	19.248	122.6	25.193	11.631	162.8	11.014	26.035	109.1	1:33.121	96.15	2.628	13:11:51.056	
12-	19.876	119.8	25.574	11.761	161.3	11.082	24.090	118.9	1:32.383	96.92	1.890	13:13:23.439	
13-	19.200	119.1	25.229	11.640	162.0	10.854	23.762	116.7	1:30.685 (3)	98.74	0.192	13:14:54.124	
14-	19.464	120.4	25.032	11.598	162.8	10.885	23.744	116.9	1:30.723	98.70	0.230	13:16:24.847	
15-	19.333	118.7	26.398	12.072	156.0	11.688	IN PIT		1:32.628	P	96.67	2.135	13:17:57.475
16-	OUTLAP	112.4	27.114	12.642	147.8	12.680	28.528	118.5	5:12.789	28.62	3:42.296	13:23:10.264	
17-	19.278	121.3	25.033	11.619	162.8	10.979	23.845	117.7	1:30.754	98.66	0.261	13:24:41.018	
18-	19.223	123.5	25.139	11.686	162.0	10.851	23.786	117.5	1:30.685	D	98.74	0.192	13:26:11.703

P20 54 P		Franco BOURNE					Honda - Marvel HCL Motorsport						
IDEAL LAP TIME : 1:30.693		BEST LAP TIME : 1:30.869					DIFFERENCE : 0.176						
LAP	SECTOR 1	SECTOR 2	SECTOR 3	SECTOR 4	SECTOR 5	LAP TIME	MPH	DIFF	TIME OF DAY				
1-	OUTLAP	100.7	27.329	11.882	156.4	11.860	25.334	116.1				12:47:09.088	
2-	20.045	113.3	26.200	11.909	157.5	11.519	24.558	116.1	1:34.231	95.02	3.362	12:48:43.319	
3-	19.910	116.5	25.361	11.765	158.6	17.122	27.394	116.9	1:41.552	D	88.17	10.683	12:50:24.871
4-	19.482	114.9	25.483	11.792	156.7	11.469	24.025	117.5	1:32.251	97.06	1.382	12:51:57.122	
5-	19.526	118.3	25.235	11.741	158.6	11.277	24.046	117.7	1:31.825	97.51	0.956	12:53:28.947	
6-	19.765	110.9	29.705	11.942	160.9	11.184	24.070	118.3	1:36.666	92.63	5.797	12:55:05.613	
7-	19.554	115.9	24.978	11.659	161.3	11.042	23.636	118.9	1:30.869 (1)	98.54		12:56:36.482	
8-	19.512	113.7	26.792	12.031	157.5	14.063	IN PIT		1:34.988	P	94.26	4.119	12:58:11.470
9-	OUTLAP	92.0	26.025	12.250	155.3	11.258	24.280	115.9	13:21.903	11.16	11:51.034	13:11:33.373	
10-	19.653	118.5	25.208	11.762	159.0	11.162	24.315	118.3	1:32.100	97.22	1.231	13:13:05.473	
11-	19.425	118.3	25.016	11.774	159.4	11.065	23.723	116.3	1:31.003 (2)	98.39	0.134	13:14:36.476	
12-	19.660	117.7	24.950	11.779	158.6	11.307	31.438	115.3	1:39.134	90.32	8.265	13:16:15.610	
13-	19.663	118.9	24.933	11.682	159.4	11.198	23.820	117.3	1:31.296	98.08	0.427	13:17:46.906	
14-	22.009	110.7	28.772	12.403	158.2	11.820	IN PIT		1:38.891	P	90.54	8.022	13:19:25.797
15-	OUTLAP	112.2	25.707	11.849	158.6	11.354	24.004	116.1	4:41.756	31.78	3:10.887	13:24:07.553	
16-	19.772	118.5	24.979	11.719	159.4	11.108	23.634	117.9	1:31.212 (3)	98.17	0.343	13:25:38.765	

MCRCB BULLETIN TK044

2023 Bennetts British Superbike Championship - Round 10

2023 Bennetts British Superbike Championship with Pirelli

FREE PRACTICE 1 - SECTOR ANALYSIS



SECTOR 1 = FL to I1, SECTOR 2 = I1 to I2, SECTOR 3 = I2 to I3, SECTOR 4 = I3 to I4, SECTOR 5 = I4 to FL, DIFF = Difference To Personal Best Lap, P = Crossed Finish Line in Pit Lane, D = Time Disallowed

P21 55		Jack SCOTT				Kawasaki - Rapid CDH Racing Kawasaki							
IDEAL LAP TIME : 1:30.857		BEST LAP TIME : 1:31.179				DIFFERENCE : 0.322							
LAP	SECTOR 1	SECTOR 2	SECTOR 3	SECTOR 4	SECTOR 5	LAP TIME	MPH	DIFF	TIME OF DAY				
1 -	OUTLAP	92.0	28.304	12.073	150.1	12.227	25.213	115.9		12:46:59.061			
2 -	20.071	110.7	25.768	11.806	154.6	11.635	24.488	118.1	1:33.768	95.49	2.589	12:48:32.829	
3 -	19.605	115.9	25.550	11.811	161.3	11.606	24.738	115.5	1:33.310	95.96	2.131	12:50:06.139	
4 -	19.843	119.1	25.322	11.785	162.4	11.169	23.896	119.4	1:32.015	97.31	0.836	12:51:38.154	
5 -	19.629	117.7	25.330	11.746	160.5	11.200	24.151	118.7	1:32.056	97.27	0.877	12:53:10.210	
6 -	19.845	120.6	25.248	11.641	164.0	10.954	24.201	119.6	1:31.889	97.44	0.710	12:54:42.099	
7 -	19.662	116.3	25.391	11.769	160.1	13.022	IN PIT		1:36.365	P	5.186	12:56:18.464	
8 -	OUTLAP	107.2	26.589	12.023	158.6	11.794	25.004	115.1	9:08.493	16.32	7:37.314	13:05:26.957	
9 -	20.066	115.3	25.625	11.884	159.0	11.375	27.891	120.0	1:36.841	92.46	5.662	13:07:03.798	
10 -	19.651	118.1	25.130	11.712	161.3	11.073	23.629	118.1	1:31.195	(2)	98.19	0.016	13:08:34.993
11 -	19.685	113.1	25.632	11.910	159.0	10.951	23.955	113.5	1:32.133	97.19	0.954	13:10:07.126	
12 -	20.723	107.2	29.539	12.249	157.5	11.827	IN PIT		1:38.439	P	7.260	13:11:45.565	
13 -	OUTLAP	103.4	28.276	12.391	151.4	12.768	31.809	110.1	8:05.898	18.42	6:34.719	13:19:51.463	
14 -	23.794	94.9	30.986	14.106	147.8	12.726	26.487	116.9	1:48.099	82.83	16.920	13:21:39.562	
15 -	19.838	117.9	25.682	11.858	159.7	11.426	23.974	120.4	1:32.778	96.51	1.599	13:23:12.340	
16 -	19.601	119.4	25.212	11.707	159.7	10.967	23.969	121.3	1:31.456	(3)	97.90	0.277	13:24:43.796
17 -	19.506	119.6	25.149	11.784	161.3	10.973	23.767	117.7	1:31.179	(1)	98.20		13:26:14.975

P22 97		Bradley PERIE				Kawasaki - Lee Hardy Racing Kawasaki							
IDEAL LAP TIME : 1:31.074		BEST LAP TIME : 1:31.563				DIFFERENCE : 0.489							
LAP	SECTOR 1	SECTOR 2	SECTOR 3	SECTOR 4	SECTOR 5	LAP TIME	MPH	DIFF	TIME OF DAY				
1 -	OUTLAP	99.7	27.107	12.065	158.2	11.738	24.838	118.9				12:46:58.368	
2 -	19.822	114.1	25.456	11.656	158.6	11.428	24.346	119.6	1:32.708	96.58	1.145	12:48:31.076	
3 -	19.353	115.1	25.134	11.606	158.2	11.528	24.742	107.0	1:32.363	96.94	0.800	12:50:03.439	
4 -	19.758	115.5	25.470	11.714	156.7	11.512	24.188	119.8	1:32.642	96.65	1.079	12:51:36.081	
5 -	19.328	120.6	24.975	11.680	161.7	11.362	24.289	118.9	1:31.634	(2)	97.71	0.071	12:53:07.715
6 -	19.239	120.0	24.982	11.656	161.3	11.397	24.289	117.1	1:31.563	(1)	97.79		12:54:39.278
7 -	19.419	119.1	25.005	11.715	161.3	11.431	IN PIT		1:30.709	P	98.71		12:56:09.987
8 -	OUTLAP	110.0	25.881	11.834	159.0	11.846	24.735	116.1	10:18.239	14.48	8:46.676	13:06:28.226	
9 -	19.527	117.3	25.097	11.798	160.1	11.275	24.334	116.3	1:32.031	97.29	0.468	13:08:00.257	
10 -	19.389	118.7	25.032	11.769	160.1	11.200	24.328	115.3	1:31.718	(3)	97.63	0.155	13:09:31.975
11 -	19.437	119.4	25.134	11.996	152.5	14.758	25.869	114.9	1:37.194	92.12	5.631	13:11:09.169	
12 -	19.523	118.9	25.251	11.938	159.0	11.549	IN PIT		1:29.991	P	99.50		13:12:39.160
13 -	OUTLAP	109.4	26.099	12.039	153.5	13.104	35.177	114.9	7:34.524	19.70	6:02.961	13:20:13.684	
14 -	19.550	119.4	25.144	12.259	151.8	11.443	24.490	115.9	1:32.886	96.40	1.323	13:21:46.570	
15 -	19.361	119.8	25.093	11.856	158.6	11.311	24.321	117.3	1:31.942	97.39	0.379	13:23:18.512	
16 -	19.504	120.0	25.086	11.860	159.7	11.440	24.054	117.3	1:31.944	97.39	0.381	13:24:50.456	
17 -	19.420	119.4	25.186	11.820	160.9	11.319	24.058	117.1	1:31.803	97.53	0.240	13:26:22.259	

MCRCB BULLETIN TK044

2023 Bennetts British Superbike Championship - Round 10

2023 Bennetts British Superbike Championship with Pirelli

FREE PRACTICE 1 - SECTOR ANALYSIS



SECTOR 1 = FL to I1, SECTOR 2 = I1 to I2, SECTOR 3 = I2 to I3, SECTOR 4 = I3 to I4, SECTOR 5 = I4 to FL, DIFF = Difference To Personal Best Lap, P = Crossed Finish Line in Pit Lane, D = Time Disallowed

P23 68		Tom NEAVE				Honda - Honda Racing UK				
IDEAL LAP TIME : 1:31.232		BEST LAP TIME : 1:31.622				DIFFERENCE : 0.390				
LAP	SECTOR 1	SECTOR 2	SECTOR 3	SECTOR 4	SECTOR 5	LAP TIME	MPH	DIFF	TIME OF DAY	
1-	OUTLAP	104.3	26.985	11.770 159.4	11.581	25.177 115.1			12:46:56.018	
2-	20.274	115.3	25.654	11.771 159.7	11.271	24.629 117.9	1:33.599	95.66	1.977	12:48:29.617
3-	19.696	117.1	25.696	11.562 159.0	11.265	24.325 120.0	1:32.544	96.75	0.922	12:50:02.161
4-	19.637	110.1	25.323	11.535 162.4	11.171	24.287 112.7	1:31.953	97.38	0.331	12:51:34.114
5-	19.622	118.1	25.500	11.675 156.0	11.153	24.546 119.4	1:32.496	96.80	0.874	12:53:06.610
6-	19.453 119.1	25.081	11.613 160.9	10.946	24.611 118.5	1:31.704 (3)	97.64	0.082	12:54:38.314	
7-	19.525	117.3	25.236	11.592 160.5	11.165	24.525 117.3	1:32.043	97.28	0.421	12:56:10.357
8-	19.529	117.1	25.036	11.594 159.7	11.152	24.364 116.9	1:31.675 (2)	97.67	0.053	12:57:42.032
9-	19.650	115.9	25.069	11.644 158.6	10.953	24.306 117.3	1:31.622 (1)	97.73		12:59:13.654
10-	23.532	86.2	28.797	12.535 144.6	14.304	IN PIT	1:43.461 P	86.54	11.839	13:00:57.115
11-	OUTLAP	100.1	27.888	11.964 154.9	11.641	24.783 114.9	8:00.478	18.63	6:28.856	13:08:57.593
12-	19.733	115.9	25.248	11.798 158.2	11.011	24.656 117.3	1:32.446	96.86	0.824	13:10:30.039
13-	19.715	118.3	25.185	11.766 157.5	11.045	24.386 116.7	1:32.097	97.22	0.475	13:12:02.136
14-	19.778	116.9	25.011	11.797 157.9	11.076	IN PIT	1:29.260 P	100.31		13:13:31.396
15-	OUTLAP	104.2	26.341	11.815 158.2	11.322	25.048 117.3	5:00.011	29.84	3:28.389	13:18:31.407
16-	20.010	111.2	25.361	11.754 159.4	11.048	24.697 116.3	1:32.870	96.41	1.248	13:20:04.277
17-	19.777	114.9	25.296	11.862 156.7	11.635	IN PIT	1:30.010 P	99.48		13:21:34.287
18-	OUTLAP	110.3	26.148	11.943 158.6	11.036	24.625 116.1	2:24.664	61.89	53.042	13:23:58.951
19-	19.661	118.1	25.229	11.831 157.5	10.977	24.412 116.5	1:32.110	97.21	0.488	13:25:31.061

P24 51		Brayden ELLIOTT				Kawasaki - DAO Racing Kawasaki				
IDEAL LAP TIME : 1:31.240		BEST LAP TIME : 1:31.647				DIFFERENCE : 0.407				
LAP	SECTOR 1	SECTOR 2	SECTOR 3	SECTOR 4	SECTOR 5	LAP TIME	MPH	DIFF	TIME OF DAY	
1-	OUTLAP	107.2	26.316	11.925 151.1	12.277	24.955 115.9			12:46:52.982	
2-	19.984	113.7	25.856	11.810 156.4	11.682	24.444 116.5	1:33.776	95.48	2.129	12:48:26.758
3-	19.681	117.1	25.323	11.760 156.7	11.626	24.347 117.7	1:32.737	96.55	1.090	12:49:59.495
4-	19.495	116.7	25.478	11.757 158.6	11.390	24.111 117.1	1:32.231	97.08	0.584	12:51:31.726
5-	19.781	115.1	25.413	11.719 152.1	11.421	24.083 118.3	1:32.417	96.89	0.770	12:53:04.143
6-	19.604	114.9	25.097	11.712 158.6	11.306	24.000 116.7	1:31.719 (2)	97.62	0.072	12:54:35.862
7-	19.892	111.1	25.952	11.930 153.9	11.809	IN PIT	1:32.525 P	96.77	0.878	12:56:08.387
8-	OUTLAP	107.7	26.156	11.945 156.4	12.115	24.484 115.5	7:10.971	20.77	5:39.324	13:03:19.358
9-	19.676	115.7	25.225	11.888 156.7	11.481	24.090 115.7	1:32.360	96.95	0.713	13:04:51.718
10-	19.646	115.1	25.227	11.861 156.4	11.390	24.152 116.1	1:32.276	97.03	0.629	13:06:23.994
11-	19.871	112.9	25.514	11.687 156.7	11.204	23.794 117.9	1:32.070	97.25	0.423	13:07:56.064
12-	19.587	117.3	25.089	11.755 154.9	11.175	24.041 115.7	1:31.647 (1)	97.70		13:09:27.711
13-	20.812	109.1	26.100	12.566 147.4	11.922	IN PIT	1:34.441 P	94.81	2.794	13:11:02.152
14-	OUTLAP	112.9	25.630	11.809 159.4	11.340	24.137 116.7	6:50.322	21.82	5:18.675	13:17:52.474
15-	19.756	116.5	25.198	11.788 157.9	11.308	26.692 116.3	1:34.742	94.51	3.095	13:19:27.216
16-	19.677	114.5	25.250	11.883 155.3	11.285	24.417 115.9	1:32.512	96.79	0.865	13:20:59.728
17-	19.690	117.7	25.223	12.029 154.6	11.600	24.183 119.4	1:32.725	96.57	1.078	13:22:32.453
18-	19.679	116.9	25.243	11.833 157.5	11.275	23.883 117.7	1:31.913 (3)	97.42	0.266	13:24:04.366
19-	19.638	116.1	25.637	12.810 138.9	12.259	IN PIT	1:36.371 P	92.91	4.724	13:25:40.737

MCRCB BULLETIN TK044

2023 Bennetts British Superbike Championship - Round 10

2023 Bennetts British Superbike Championship with Pirelli

FREE PRACTICE 1 - SECTOR ANALYSIS



SECTOR 1 = FL to I1, SECTOR 2 = I1 to I2, SECTOR 3 = I2 to I3, SECTOR 4 = I3 to I4, SECTOR 5 = I4 to FL, DIFF = Difference To Personal Best Lap, P = Crossed Finish Line in Pit Lane, D = Time Disallowed

P25		6		Michael DUNLOP				Honda - Crendon Honda by Hawk Racing					
IDEAL LAP TIME : 1:32.148		BEST LAP TIME : 1:32.299				DIFFERENCE : 0.151							
LAP	SECTOR 1	SECTOR 2	SECTOR 3	SECTOR 4	SECTOR 5	LAP TIME	MPH	DIFF	TIME OF DAY				
1-	OUTLAP	98.2	29.583	13.692	136.6	13.421	29.004	113.7		12:47:10.057			
2-	20.908	107.8	27.593	12.511	148.7	11.911	31.369	112.9	1:44.292	85.85	11.993	12:48:54.349	
3-	20.073	113.7	26.379	12.012	157.9	11.750	IN PIT		1:34.391	P	94.86	2.092	12:50:28.740
4-	OUTLAP	104.2	43.017	12.825	157.1	12.497	26.179	114.7	5:54.743	25.24	4:22.444	12:56:23.483	
5-	20.087	109.1	26.583	12.087	159.7	11.618	24.873	116.1	1:35.248	94.01	2.949	12:57:58.731	
6-	27.964	101.6	27.361	12.198	154.9	11.788	IN PIT		1:43.303	P	86.68	11.004	12:59:42.034
7-	OUTLAP	105.0	28.489	14.867	93.2	13.265	33.544	116.3	7:22.710	20.22	5:50.411	13:07:04.744	
8-	19.793	115.1	25.741	11.769	160.5	11.371	24.513	114.7	1:33.187	96.09	0.888	13:08:37.931	
9-	19.754	113.5	25.880	11.765	160.9	11.495	24.285	117.3	1:33.179	96.09	0.880	13:10:11.110	
10-	19.532	114.7	25.773	11.712	160.9	11.440	IN PIT		1:36.190	P	93.09	3.891	13:11:47.300
11-	OUTLAP	113.5	26.085	11.833	159.4	11.594	24.584	115.1	4:40.984	31.86	3:08.685	13:16:28.284	
12-	19.672	117.3	25.583	11.758	160.9	11.424	24.381	113.9	1:32.818	96.47	0.519	13:18:01.102	
13-	19.693	114.9	25.526	11.727	160.1	11.469	24.253	115.9	1:32.668	(3)	96.62	0.369	13:19:33.770
14-	19.619	115.7	25.465	11.817	160.5	11.319	24.235	117.5	1:32.455	(2)	96.85	0.156	13:21:06.225
15-	21.145	119.1	25.551	11.685	160.5	11.379	24.647	114.3	1:34.407	94.84	2.108	13:22:40.632	
16-	19.620	114.9	26.733	12.633	140.6	13.725	30.183	115.9	1:42.894	87.02	10.595	13:24:23.526	
17-	19.616	117.5	25.468	11.749	160.9	11.243	24.223	116.1	1:32.299	(1)	97.01		13:25:55.825

P26		56		Louis VALLELEY				Kawasaki - Rapid CDH Racing Kawasaki					
IDEAL LAP TIME : 1:32.214		BEST LAP TIME : 1:32.460				DIFFERENCE : 0.246							
LAP	SECTOR 1	SECTOR 2	SECTOR 3	SECTOR 4	SECTOR 5	LAP TIME	MPH	DIFF	TIME OF DAY				
1-	OUTLAP	111.1	26.908	11.976	157.9	11.923	25.085	115.1				12:46:54.938	
2-	20.326	115.7	26.002	11.944	157.9	11.566	24.475	116.3	1:34.313	94.94	1.853	12:48:29.251	
3-	19.907	118.3	25.618	11.748	156.0	11.721	24.714	115.7	1:33.708	95.55	1.248	12:50:02.959	
4-	19.664	121.3	25.621	11.826	157.1	11.437	24.441	117.9	1:32.989	96.29	0.529	12:51:35.948	
5-	19.848	118.3	25.616	11.767	159.0	11.343	24.664	116.5	1:33.238	96.03	0.778	12:53:09.186	
6-	19.747	118.1	25.746	11.736	159.4	11.272	24.340	116.7	1:32.841	(2)	96.44	0.381	12:54:42.027
7-	19.953	112.9	25.765	11.878	157.9	11.478	24.798	115.7	1:33.872	95.39	1.412	12:56:15.899	
8-	19.701	118.9	25.507	11.758	159.7	11.247	24.247	117.9	1:32.460	(1)	96.84		12:57:48.359
9-	19.756	118.1	25.329	11.949	155.3	11.411	24.483	114.9	1:32.928	(3)	96.35	0.468	12:59:21.287
10-	20.654	109.1	26.670	12.648	137.7	12.247	IN PIT		1:36.910	P	92.39	4.450	13:00:58.197
11-	OUTLAP	104.3	27.948	14.379	89.2	12.467	25.019	115.1	8:00.601	18.63	6:28.141	13:08:58.798	
12-	19.997	114.9	26.006	11.945	156.7	11.720	24.832	113.3	1:34.500	94.75	2.040	13:10:33.298	
13-	20.166	114.5	25.852	12.057	156.4	11.533	24.600	115.5	1:34.208	95.04	1.748	13:12:07.506	
14-	19.905	113.1	26.433	12.193	154.6	11.733	IN PIT		1:32.264	P	97.05		13:13:39.770
15-	OUTLAP	104.5	28.722	12.517	151.1	11.935	24.791	117.5	6:54.568	21.59	5:22.108	13:20:34.338	
16-	19.796	116.3	25.741	11.973	155.3	11.635	24.238	117.9	1:33.383	95.88	0.923	13:22:07.721	
17-	19.856	115.5	25.609	11.952	158.2	11.336	25.507	116.7	1:34.260	94.99	1.800	13:23:41.981	
18-	19.894	115.1	25.693	11.941	158.6	11.359	24.540	116.3	1:33.427	95.84	0.967	13:25:15.408	

P27		4		Jack KENNEDY				Yamaha - Mar-Train Racing Yamaha					
IDEAL LAP TIME : 1:32.520		BEST LAP TIME : 1:33.183				DIFFERENCE : 0.663							
LAP	SECTOR 1	SECTOR 2	SECTOR 3	SECTOR 4	SECTOR 5	LAP TIME	MPH	DIFF	TIME OF DAY				
1-	OUTLAP	103.8	27.248	12.036	146.8	11.881	25.377	117.9				12:46:57.252	
2-	19.974	111.6	25.526	11.590	161.3	11.211	24.882	117.1	1:33.183	(1)	96.09		12:48:30.435
3-	19.574	122.4	25.263	11.641	162.8	11.826	IN PIT		1:33.322	P	95.95	0.139	12:50:03.757

MCRCB BULLETIN TK045

2023 Bennetts British Superbike Championship - Round 10

2023 Bennetts British Superbike Championship with Pirelli

FREE PRACTICE 1 - BEST SECTORS

SECTOR 1		SECTOR 2		SECTOR 3		SECTOR 4		SECTOR 5		IDEAL / BEST COMPARISON											
POS	NO	TIME	NO	TIME	NO	TIME	NO	TIME	NO	TIME	POS	NO	NAME	IDEAL	BEST	DIFF					
														PERFECT LAP	1:28.038						
1	77	RYD	18.846	91	HAS	24.222	74	TOD	11.429	77	RYD	10.516	25	BRO	23.025	1	77	RYDE	1:28.221	1:28.411	0.190
2	2	IRW	18.918	77	RYD	24.280	22	O'H	11.430	60	HIC	10.636	77	RYD	23.038	2	2	IRWIN	1:28.557	1:28.783	0.226
3	60	HIC	18.935	22	O'H	24.292	12	MOS	11.446	7	VIC	10.640	2	IRW	23.051	3	7	VICKERS	1:28.601	1:28.790	0.189
4	22	O'H	18.946	7	VIC	24.305	46	BRI	11.455	2	IRW	10.666	7	VIC	23.074	4	46	BRIDEWELL	1:28.619	1:29.049	0.430
5	91	HAS	18.989	12	MOS	24.329	86	NES	11.462	46	BRI	10.670	14	JAC	23.083	5	91	HASLAM	1:28.656	1:28.940	0.284
6	46	BRI	18.998	46	BRI	24.365	14	JAC	11.480	86	NES	10.682	46	BRI	23.131	6	22	O'HALLORAN	1:28.702	1:28.866	0.164
7	8	BAR	19.023	2	IRW	24.385	18	IRW	11.482	91	HAS	10.703	21	IDD	23.241	7	86	NESBITT	1:28.961	1:29.163	0.202
8	7	VIC	19.039	74	TOD	24.417	25	BRO	11.483	22	O'H	10.720	91	HAS	23.251	8	14	JACKSON	1:29.008	1:29.359	0.351
9	86	NES	19.061	60	HIC	24.426	91	HAS	11.491	25	BRO	10.739	86	NES	23.275	9	60	HICKMAN	1:29.065	1:29.132	0.067
10	14	JAC	19.062	86	NES	24.481	8	BAR	11.518	21	IDD	10.739	74	TOD	23.287	10	25	BROOKES	1:29.102	1:29.236	0.134
11	21	IDD	19.105	59	CAN	24.519	68	NEA	11.535	30	COO	10.740	22	O'H	23.314	11	21	IDDON	1:29.202	1:29.611	0.409
12	18	IRW	19.110	21	IDD	24.570	2	IRW	11.537	14	JAC	10.800	59	CAN	23.401	12	74	TODD	1:29.242	1:29.551	0.309
13	25	BRO	19.121	14	JAC	24.583	77	RYD	11.541	79	STA	10.822	8	BAR	23.492	13	12	MOSSEY	1:29.323	1:29.661	0.338
14	12	MOS	19.128	8	BAR	24.589	7	VIC	11.543	18	IRW	10.851	79	STA	23.495	14	8	BARBERÀ	1:29.489	1:30.129	0.640
15	30	COO	19.140	30	COO	24.644	21	IDD	11.547	8	BAR	10.867	60	HIC	23.505	15	30	COOK	1:29.607	1:29.911	0.304
16	74	TOD	19.147	79	STA	24.686	30	COO	11.553	12	MOS	10.915	12	MOS	23.505	16	59	CANEPA	1:29.611	1:30.070	0.459
17	59	CAN	19.157	75	OLS	24.701	60	HIC	11.563	59	CAN	10.918	30	COO	23.530	17	79	STACEY	1:29.827	1:29.948	0.121
18	79	STA	19.163	25	BRO	24.734	75	OLS	11.589	68	NEA	10.946	75	OLS	23.628	18	75	OLSEN	1:30.108	1:30.450	0.342
19	75	OLS	19.195	54	BOU	24.933	4	KEN	11.590	55	SCO	10.951	55	SCO	23.629	19	18	IRWIN	1:30.169	1:30.493	0.324
20	97	PER	19.239	97	PER	24.975	97	PER	11.606	74	TOD	10.962	54	BOU	23.634	20	54	BOURNE	1:30.693	1:30.869	0.176
21	54	BOU	19.425	18	IRW	24.982	59	CAN	11.616	75	OLS	10.995	18	IRW	23.744	21	55	SCOTT	1:30.857	1:31.179	0.322
22	68	NEA	19.453	68	NEA	25.011	55	SCO	11.641	54	BOU	11.042	51	ELL	23.794	22	97	PERIE	1:31.074	1:31.563	0.489
23	51	ELL	19.495	51	ELL	25.089	54	BOU	11.659	51	ELL	11.175	97	PER	24.054	23	68	NEAVE	1:31.232	1:31.622	0.390
24	55	SCO	19.506	55	SCO	25.130	79	STA	11.661	97	PER	11.200	6	DUN	24.223	24	51	ELLIOTT	1:31.240	1:31.647	0.407
25	6	DUN	19.532	4	KEN	25.263	6	DUN	11.685	4	KEN	11.211	56	VAL	24.238	25	6	DUNLOP	1:32.148	1:32.299	0.151
26	4	KEN	19.574	56	VAL	25.329	51	ELL	11.687	6	DUN	11.243	68	NEA	24.287	26	56	VALLELEY	1:32.214	1:32.460	0.246
27	56	VAL	19.664	6	DUN	25.465	56	VAL	11.736	56	VAL	11.247	4	KEN	24.882	27	4	KENNEDY	1:32.520	1:33.183	0.663

MCRCB BULLETIN TK046**2023 Bennetts British Superbike Championship - Round 10****2023 Bennetts British Superbike Championship with Pirelli****FREE PRACTICE 1 - BEST SPEEDS**

POS	INTERMEDIATE 1		INTERMEDIATE 2		INTERMEDIATE 3		INTERMEDIATE 4		FINISH LINE	
	NO	NAME MPH	NO	NAME MPH	NO	NAME MPH	NO	NAME MPH	NO	NAME MPH
1	77	RYDE 125.6			46	BRIDEWELL 168.1			46	BRIDEWELL 123.5
2	91	HASLAM 125.4			25	BROOKES 167.3			25	BROOKES 122.6
3	7	VICKERS 124.7			2	IRWIN 166.9			2	IRWIN 122.4
4	79	STACEY 124.5			91	HASLAM 166.1			55	SCOTT 121.3
5	59	CANEPA 124.5			74	TODD 165.6			86	NESBITT 121.1
6	8	BARBERÁ 124.2			18	IRWIN 164.8			14	JACKSON 121.1
7	60	HICKMAN 124.0			59	CANEPA 164.4			21	IDDON 121.1
8	22	O'HALLORAN 123.5			8	BARBERÁ 164.4			91	HASLAM 120.0
9	21	IDDON 123.5			12	MOSSEY 164.0			12	MOSSEY 120.0
10	18	IRWIN 123.5			55	SCOTT 164.0			30	COOK 120.0
11	86	NESBITT 123.3			60	HICKMAN 163.6			68	NEAVE 120.0
12	25	BROOKES 123.1			86	NESBITT 163.6			97	PERIE 119.8
13	12	MOSSEY 122.9			21	IDDON 163.6			59	CANEPA 119.6
14	2	IRWIN 122.6			77	RYDE 163.2			8	BARBERÁ 119.4
15	4	KENNEDY 122.4			30	COOK 163.2			51	ELLIOTT 119.4
16	30	COOK 121.7			7	VICKERS 162.8			77	RYDE 119.1
17	74	TODD 121.5			14	JACKSON 162.8			74	TODD 119.1
18	46	BRIDEWELL 121.3			4	KENNEDY 162.8			18	IRWIN 119.1
19	56	VALLELEY 121.3			68	NEAVE 162.4			22	O'HALLORAN 118.9
20	14	JACKSON 121.1			22	O'HALLORAN 162.0			79	STACEY 118.9
21	55	SCOTT 120.6			97	PERIE 161.7			75	OLSEN 118.9
22	97	PERIE 120.6			54	BOURNE 161.3			54	BOURNE 118.9
23	68	NEAVE 119.1			6	DUNLOP 160.9			7	VICKERS 118.3
24	6	DUNLOP 119.1			75	OLSEN 160.5			56	VALLELEY 117.9
25	54	BOURNE 118.9			79	STACEY 160.1			4	KENNEDY 117.9
26	51	ELLIOTT 117.7			56	VALLELEY 159.7			60	HICKMAN 117.5
27	75	OLSEN 116.5			51	ELLIOTT 159.4			6	DUNLOP 117.5

MCRCB BULLETIN TK047

2023 Bennetts British Superbike Championship - Round 10

2023 Bennetts British Superbike Championship with Pirelli

FREE PRACTICE 1 - STATISTICS

Competitors Started 27
Planned Start 2023-09-29 @ 12:45:00.000
Actual Start 2023-09-29 @ 12:45:01.398
Finish Time 2023-09-29 @ 13:25:01.398
Track Length 2.4873mi.
Total Laps 470
Total Distance Covered 1169.0539mi.

Session Fastest Lap History

NO	CL	NAME	LAP TIME	TIME OF DAY	LAP	VEHICLE
91		Leon HASLAM	1:30.106	12:48:21.367	2	BMW
46		Tommy BRIDEWELL	1:29.714	12:50:20.870	3	Ducati
2		Glenn IRWIN	1:29.377	12:50:22.417	3	Ducati
46		Tommy BRIDEWELL	1:29.105	12:51:49.975	4	Ducati
2		Glenn IRWIN	1:28.783	12:53:20.347	5	Ducati
77		Kyle RYDE	1:28.684	12:59:29.800	9	Yamaha
77		Kyle RYDE	1:28.411	13:18:47.539	14	Yamaha

Flag History

TYPE	TIME OF DAY
GREEN	12:45:01.398
FINISH	13:25:01.398

Flag Statistics

TYPE	COUNT	TOTAL LAPS	TOTAL TIME
Green	1	22	43:23.796
Red	0	0	0.000
Safety Car	0	0	0.000
FCY	0	0	0.000

MCRCB BULLETIN TK047

2023 Bennetts British Superbike Championship - Round 10

2023 Bennetts British Superbike Championship with Pirelli

FREE PRACTICE 1 - STATISTICS

CLASS :

25 Starters

Fastest Lap History

NO	NAME	LAP TIME	TIME OF DAY	LAP	VEHICLE
91	Leon HASLAM	1:30.106	12:48:21.367	2	BMW
46	Tommy BRIDEWELL	1:29.714	12:50:20.870	3	Ducati
2	Glenn IRWIN	1:29.377	12:50:22.417	3	Ducati
46	Tommy BRIDEWELL	1:29.105	12:51:49.975	4	Ducati
2	Glenn IRWIN	1:28.783	12:53:20.347	5	Ducati
77	Kyle RYDE	1:28.684	12:59:29.800	9	Yamaha
77	Kyle RYDE	1:28.411	13:18:47.539	14	Yamaha

MCRCB BULLETIN TK047

2023 Bennetts British Superbike Championship - Round 10

2023 Bennetts British Superbike Championship with Pirelli

FREE PRACTICE 1 - STATISTICS

CLASS : Pathway

2 Starters

Fastest Lap History

NO	NAME	LAP TIME	TIME OF DAY	LAP	VEHICLE
75	Alex OLSEN	1:33.265	12:48:33.941	2	Honda
75	Alex OLSEN	1:32.322	12:50:06.263	3	Honda
54	Franco BOURNE	1:32.251	12:51:57.122	4	Honda
75	Alex OLSEN	1:31.402	12:53:13.607	5	Honda
75	Alex OLSEN	1:30.450	12:56:16.769	7	Honda

MCRCB BULLETIN TK048

2023 Bennetts British Superbike Championship - Round 10

2023 Bennetts British Superbike Championship with Pirelli

FREE PRACTICE 1 - SESSION NOTES

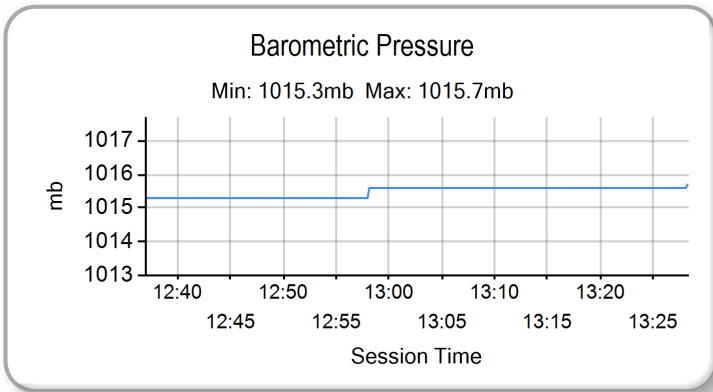
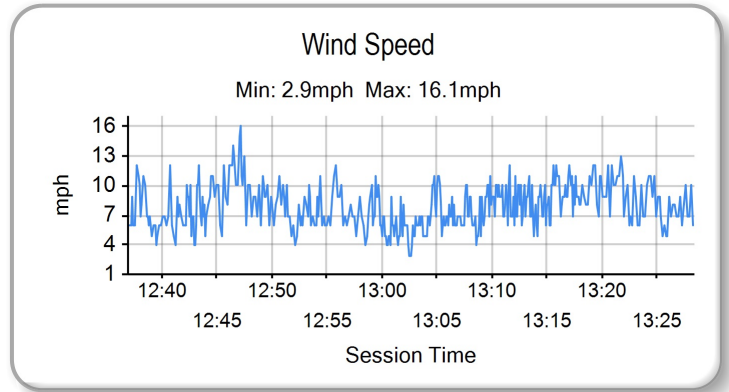
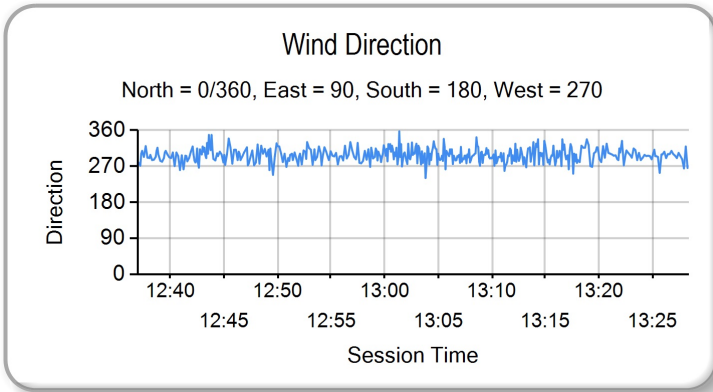
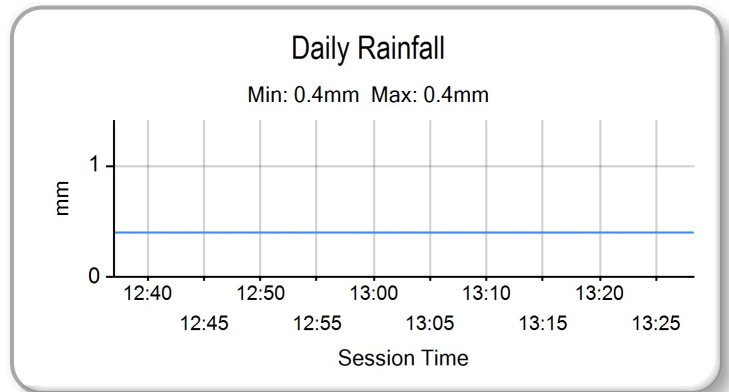
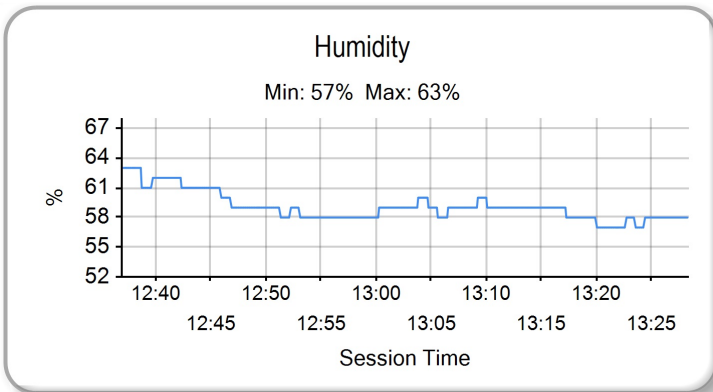
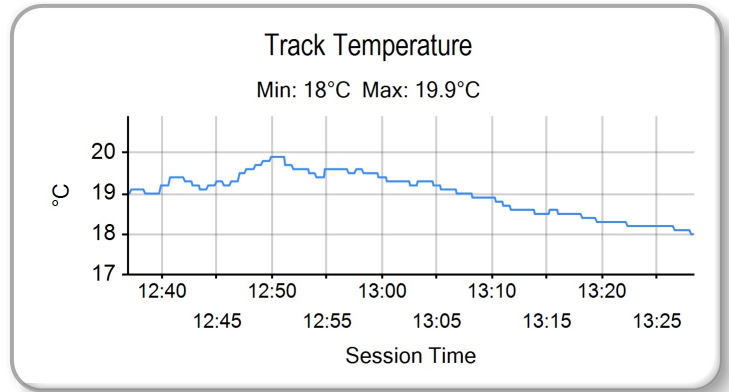
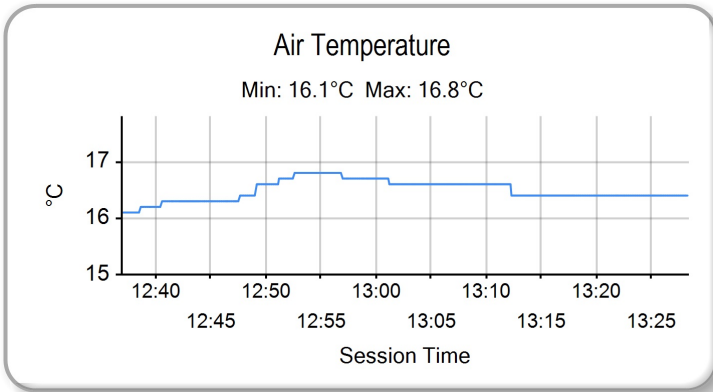
TIME	MESSAGE
12:42:13	TIME TO PITLANE OPEN: 3 MINUTES
12:43:06	TIME TO PITLANE OPEN: 2 MINUTES
12:44:01	TIME TO PITLANE OPEN: 1 MINUTE
12:44:01	
12:44:57	
12:50:39	NO. 54 - COURSE CUT T9/T10 - LAP TIME CANCELLED
12:51:46	NO.77 EXCEEDED TRACK LIMITS T10 - LAST LAP TIME CANCELLED
12:54:51	NO.77 EXCEEDED TRACK LIMITS T10 - LAST LAP TIME CANCELLED
12:57:51	NO.77 EXCEEDED TRACK LIMITS T10 - LAST LAP TIME CANCELLED
12:58:59	NO. 54 - COURSE CUT T9/T10 - LAP TIME CANCELLED
13:02:48	NO. 68 & 59 - COURSE CUT T9/T10 - LAP TIME CANCELLED
13:21:52	NO.77 EXCEEDED TRACK LIMITS T10 - LAST LAP TIME CANCELLED
13:23:19	NO.77 EXCEEDED TRACK LIMITS T10 - LAST LAP TIME CANCELLED
13:24:40	NO.8 EXCEEDED TRACK LIMITS T10 - LAST LAP TIME CANCELLED
13:26:00	NO.18 EXCEEDED TRACK LIMITS T10 - LAST LAP TIME CANCELLED

MCRCB BULLETIN TK049

2023 Bennetts British Superbike Championship - Round 10

2023 Bennetts British Superbike Championship with Pirelli

FREE PRACTICE 1 - WEATHER CONDITIONS



MCRB BULLETIN TK084

2023 Bennetts British Superbike Championship - Round 10

2023 Bennetts British Superbike Championship with Pirelli

FREE PRACTICE 2 - CLASSIFICATION



POS	NO	CL	PIC NAME	NAT	ENTRY	TIME	ON	LAPS	GAP	DIFF	MPH
1	77	1	Kyle RYDE	GBR	Yamaha - LAMI OMG Racing Yamaha	1:27.906	15	16			101.86
2	7	2	Ryan VICKERS	GBR	Yamaha - LAMI OMG Racing Yamaha	1:27.955	8	20	0.049	0.049	101.80
3	2	3	Glenn IRWIN	GBR	Ducati - BeerMonster Ducati	1:28.030	20	20	0.124	0.075	101.72
4	22	4	Jason O'HALLORAN	AUS	Yamaha - McAMS Yamaha	1:28.125	18	18	0.219	0.095	101.61
5	91	5	Leon HASLAM	GBR	BMW - ROKIT BMW Motorrad Team	1:28.252	4	16	0.346	0.127	101.46
6	86	6	Charlie NESBITT	GBR	Honda - MasterMac Honda by Hawk Racing	1:28.271	18	21	0.365	0.019	101.44
7	14	7	Lee JACKSON	GBR	Kawasaki - Cheshire Mouldings Kawasaki	1:28.350	16	18	0.444	0.079	101.35
8	8	8	Héctor BARBERÁ	ESP	Honda - TAG Racing Honda	1:28.524	18	20	0.618	0.174	101.15
9	21	9	Christian IDDON	GBR	Ducati - Oxford Products Racing Ducati	1:28.559	18	22	0.653	0.035	101.11
10	30	10	Max COOK	GBR	Kawasaki - Cheshire Mouldings Kawasaki	1:28.604	17	18	0.698	0.045	101.06
11	46	11	Tommy BRIDEWELL	GBR	Ducati - BeerMonster Ducati	1:28.651	4	15	0.745	0.047	101.00
12	60	12	Peter HICKMAN	GBR	BMW - FHO Racing BMW Motorrad	1:28.676	17	18	0.770	0.025	100.97
13	12	13	Luke MOSSEY	GBR	BMW - Tactix by Lloyd & Jones BMW	1:28.824	16	18	0.918	0.148	100.81
14	74	14	Davey TODD	GBR	BMW - Milwaukee BMW Motorrad	1:28.933	12	23	1.027	0.109	100.68
15	4	15	Jack KENNEDY	IRL	Yamaha - Mar-Train Racing Yamaha	1:28.943	16	19	1.037	0.010	100.67
16	59	16	Niccoló CANEPA	ITA	Yamaha - McAMS Yamaha	1:29.028	16	19	1.122	0.085	100.58
17	25	17	Josh BROOKES	AUS	BMW - FHO Racing BMW Motorrad	1:29.033	9	16	1.127	0.005	100.57
18	79	18	Storm STACEY	GBR	Kawasaki - Starline Racing Kawasaki	1:29.089	16	17	1.183	0.056	100.51
19	75 P	1	Alex OLSEN	GBR	Honda - Cumins by Team IWR Honda	1:29.257	15	16	1.351	0.168	100.32
20	18	19	Andrew IRWIN	GBR	Honda - Honda Racing UK	1:29.404	4	15	1.498	0.147	100.15
21	68	20	Tom NEAVE	GBR	Honda - Honda Racing UK	1:29.710	15	16	1.804	0.306	99.81
22	55	21	Jack SCOTT	GBR	Kawasaki - Rapid CDH Racing Kawasaki	1:29.874	14	15	1.968	0.164	99.63
23	97	22	Bradley PERIE	GBR	Kawasaki - Lee Hardy Racing Kawasaki	1:29.893	18	20	1.987	0.019	99.61
24	54 P	2	Franco BOURNE	GBR	Honda - Marvel HCL Motorsport	1:30.548	10	18	2.642	0.655	98.89
25	56	23	Louis VALLELEY	GBR	Kawasaki - Rapid CDH Racing Kawasaki	1:30.889	17	18	2.983	0.341	98.52
26	51	24	Brayden ELLIOTT	AUS	Kawasaki - DAO Racing Kawasaki	1:30.992	13	16	3.086	0.103	98.40
27	6	25	Michael DUNLOP	GBR	Honda - Crendon Honda by Hawk Racing	1:32.088	4	18	4.182	1.096	97.23

QUALIFYING LAPTIME (107.0% of 1:27.906) = 1:34.059

- #25 - Lap 4 time cancelled - Exceeded track limits at T10
- #77 - Lap 4, 10 & 12 time cancelled - Exceeded track limits at T10
- #56 - Lap 7 time cancelled - Course cut at T9/T10
- #59 - Lap 7 time cancelled - Course cut at T9/T10
- #8 - Lap 7 & 13 time cancelled - Exceeded track limits at T10
- #68 - Lap 9 time cancelled - Course cut at T9/T10
- #18 - Lap 8 & 11 time cancelled - Exceeded track limits at T10
- #75 - Lap 19 time cancelled - Course cut at T9/T10
- #91 - Lap 12 time cancelled - Exceeded track limits at T10
- #75 - Lap 14 & 16 time cancelled - Exceeded track limits at T10
- #74 - Lap 22 time cancelled - Exceeded track limits at T10

Weather / Track : Cloudy / Dry

These results are provisional until the conclusion of any judicial and technical matters.

Donington Park GP: 2.4873 miles

Date: 29/09/2023 Start: 16:05 Finish: 16:45

Race Director : Stuart Higgs <i>S. Higgs</i>	Stewards :	Timekeeper : Richard Evans <i>R. EVANS</i>
<small>Digitally Approved at 16:52 Friday, 29 September 2023</small>		<small>Digitally Approved at 16:51 Friday, 29 September 2023</small>

Results can be found at www.britishsuperbike.com

Printed - 16:47 Friday, 29 September 2023



MCRCB BULLETIN TK085

2023 Bennetts British Superbike Championship - Round 10

2023 Bennetts British Superbike Championship with Pirelli

FREE PRACTICE 2 - SECTOR ANALYSIS



SECTOR 1 = FL to I1, SECTOR 2 = I1 to I2, SECTOR 3 = I2 to I3, SECTOR 4 = I3 to I4, SECTOR 5 = I4 to FL, DIFF = Difference To Personal Best Lap, P = Crossed Finish Line in Pit Lane, D = Time Disallowed

P1		77		Kyle RYDE		Yamaha - LAMI OMG Racing Yamaha						
IDEAL LAP TIME :		1:27.660		BEST LAP TIME :		1:27.906		DIFFERENCE : 0.246				
LAP	SECTOR 1	SECTOR 2	SECTOR 3	SECTOR 4	SECTOR 5	LAP TIME	MPH	DIFF	TIME OF DAY			
1-	OUTLAP	113.9	25.214	11.898	157.1	10.899	23.647	115.9		16:07:14.231		
2-	18.922	123.5	24.361	11.591	160.5	10.549	23.143	117.3	1:28.566	101.10	0.660	16:08:42.797
3-	18.832	124.5	24.373	11.617	161.7	10.506	23.108	118.5	1:28.436 (3)	101.25	0.530	16:10:11.233
4-	18.830	122.0	24.391	11.589	161.7	10.488	23.058	118.3	1:28.356 D	101.34	0.450	16:11:39.589
5-	23.022	111.6	24.941	11.638	161.3	10.621	23.245	118.1	1:33.467	95.80	5.561	16:13:13.056
6-	18.798	124.9	24.201	11.545	162.0	10.486	23.046	118.1	1:28.076 (2)	101.66	0.170	16:14:41.132
7-	23.253	101.5	27.415	11.745	161.7	10.732	IN PIT		1:34.512 P	94.74	6.606	16:16:15.644
8-	OUTLAP	109.2	25.559	11.819	158.2	10.937	23.399	118.9	12:58.795	11.49	11:30.889	16:29:14.439
9-	19.003	121.3	24.385	11.605	160.1	10.463	23.150	117.7	1:28.606	101.05	0.700	16:30:43.045
10-	18.834	126.8	24.300	11.596	161.3	10.532	23.233	119.4	1:28.495 D	101.18	0.589	16:32:11.540
11-	18.892	121.7	27.095	11.813	160.9	10.729	23.276	118.1	1:31.805	97.53	3.899	16:33:43.345
12-	18.903	126.8	24.403	11.594	160.9	10.462	22.981	119.4	1:28.343 D	101.36	0.437	16:35:11.688
13-	19.583	115.7	25.186	11.734	160.1	10.734	IN PIT		1:27.817 P	101.96		16:36:39.505
14-	OUTLAP	116.9	26.924	11.615	160.5	10.845	23.414	120.0	6:05.163	24.52	4:37.257	16:42:44.668
15-	18.758	126.6	24.044	11.452	163.2	10.607	23.045	119.8	1:27.906 (1)	101.86		16:44:12.574
16-	18.721	127.5	24.202	11.546	161.7	12.612	27.181	113.5	1:34.262	94.99	6.356	16:45:46.836

P2		7		Ryan VICKERS		Yamaha - LAMI OMG Racing Yamaha						
IDEAL LAP TIME :		1:27.803		BEST LAP TIME :		1:27.955		DIFFERENCE : 0.152				
LAP	SECTOR 1	SECTOR 2	SECTOR 3	SECTOR 4	SECTOR 5	LAP TIME	MPH	DIFF	TIME OF DAY			
1-	OUTLAP	108.7	25.598	11.756	160.5	11.188	23.906	116.1				16:07:31.145
2-	19.080	123.3	24.430	11.535	162.8	10.697	23.361	115.5	1:29.103	100.49	1.148	16:09:00.248
3-	19.049	124.9	24.216	11.463	162.8	10.599	23.076	116.7	1:28.403	101.29	0.448	16:10:28.651
4-	18.935	127.3	24.278	11.487	164.4	10.612	23.063	117.5	1:28.375	101.32	0.420	16:11:57.026
5-	19.051	125.6	24.111	11.494	162.8	10.558	23.117	117.5	1:28.331	101.37	0.376	16:13:25.357
6-	18.917	126.1	24.181	11.520	161.7	10.626	23.450	119.1	1:28.694	100.95	0.739	16:14:54.051
7-	18.974	123.5	24.230	11.478	164.4	10.572	23.337	118.1	1:28.591	101.07	0.636	16:16:22.642
8-	18.861	126.8	24.109	11.463	164.0	10.575	22.947	118.9	1:27.955 (1)	101.80		16:17:50.597
9-	18.929	127.3	24.360	11.483	164.8	10.571	23.006	118.7	1:28.349	101.35	0.394	16:19:18.946
10-	18.878	125.4	24.195	11.569	161.7	10.570	22.946	117.5	1:28.158 (3)	101.57	0.203	16:20:47.104
11-	18.883	124.0	24.308	11.703	162.8	10.644	23.018	117.5	1:28.556	101.11	0.601	16:22:15.660
12-	19.124	124.0	24.883	11.893	158.2	11.274	IN PIT		1:27.747 P	102.04		16:23:43.407
13-	OUTLAP	117.7	24.865	11.639	161.3	10.929	23.385	117.7	11:36.903	12.84	10:08.948	16:35:20.310
14-	19.067	124.9	24.337	11.541	162.8	10.556	23.073	118.3	1:28.574	101.09	0.619	16:36:48.884
15-	19.014	123.1	24.297	11.548	164.0	10.565	23.050	118.3	1:28.474	101.21	0.519	16:38:17.358
16-	18.892	128.3	24.181	11.397	164.8	10.741	23.049	117.1	1:28.260	101.45	0.305	16:39:45.618
17-	18.965	126.3	24.145	11.512	162.8	10.542	22.984	117.9	1:28.148 (2)	101.58	0.193	16:41:13.766
18-	18.966	126.6	24.264	11.530	164.0	10.562	22.894	118.3	1:28.216	101.50	0.261	16:42:41.982
19-	18.917	126.1	24.306	11.516	163.6	10.820	23.188	118.9	1:28.747	100.89	0.792	16:44:10.729
20-	18.952	127.3	24.131	11.501	164.8	10.714	23.123	117.7	1:28.421	101.27	0.466	16:45:39.150

MCRCB BULLETIN TK085

2023 Bennetts British Superbike Championship - Round 10

2023 Bennetts British Superbike Championship with Pirelli

FREE PRACTICE 2 - SECTOR ANALYSIS



SECTOR 1 = FL to I1, SECTOR 2 = I1 to I2, SECTOR 3 = I2 to I3, SECTOR 4 = I3 to I4, SECTOR 5 = I4 to FL, DIFF = Difference To Personal Best Lap, P = Crossed Finish Line in Pit Lane, D = Time Disallowed

P3		2		Glenn IRWIN				Ducati - BeerMonster Ducati				
IDEAL LAP TIME : 1:27.835		BEST LAP TIME : 1:28.030				DIFFERENCE : 0.195						
LAP	SECTOR 1	SECTOR 2	SECTOR 3	SECTOR 4	SECTOR 5	LAP TIME	MPH	DIFF	TIME OF DAY			
1-	OUTLAP	108.4	25.873	11.811	164.0	10.928	23.500	122.9		16:07:03.659		
2-	18.997	120.6	24.240	11.565	167.3	10.690	23.514	121.1	1:29.006	100.60	0.976	16:08:32.665
3-	19.076	124.7	24.146	11.577	167.3	10.673	23.159	121.1	1:28.631	101.03	0.601	16:10:01.296
4-	18.915	121.5	24.374	11.565	167.3	10.653	23.104	122.0	1:28.611	101.05	0.581	16:11:29.907
5-	18.919	119.8	24.348	11.559	167.3	10.589	22.953	122.0	1:28.368	101.33	0.338	16:12:58.275
6-	18.960	122.9	24.142	11.531	165.6	10.756	23.109	116.3	1:28.498	101.18	0.468	16:14:26.773
7-	21.683	103.0	25.430	11.661	165.2	10.895	23.325	121.7	1:32.994	96.29	4.964	16:15:59.767
8-	18.943	122.6	24.204	11.578	165.2	10.636	22.918	120.0	1:28.279 (2)	101.43	0.249	16:17:28.046
9-	21.993	108.7	26.607	11.827	165.2	11.033	23.621	120.6	1:35.081	94.17	7.051	16:19:03.127
10-	18.904	123.3	24.181	11.674	165.2	10.614	23.011	120.4	1:28.384	101.31	0.354	16:20:31.511
11-	20.545	108.0	25.495	11.735	165.2	10.635	23.879	123.8	1:32.289	97.02	4.259	16:22:03.800
12-	18.823	124.0	24.313	11.593	164.8	10.577	23.111	121.3	1:28.417	101.27	0.387	16:23:32.217
13-	20.112	108.2	26.081	11.825	163.6	11.148	IN PIT		1:30.710	P	2.680	16:25:02.927
14-	OUTLAP	114.5	25.045	11.623	166.1	10.691	23.190	122.4	8:44.737	17.06	7:16.707	16:33:47.664
15-	18.932	122.4	24.241	11.582	166.1	10.566	23.031	122.0	1:28.352	101.34	0.322	16:35:16.016
16-	20.517	110.5	25.834	11.732	165.2	11.860	IN PIT		1:31.283	P	3.253	16:36:47.299
17-	OUTLAP	111.1	24.912	11.541	165.2	12.049	24.822	121.1	5:11.614	28.73	3:43.584	16:41:58.913
18-	19.098	121.3	24.426	11.558	166.5	10.545	23.051	121.5	1:28.678	100.97	0.648	16:43:27.591
19-	18.955	122.0	24.210	11.588	165.2	10.603	22.942	122.2	1:28.298 (3)	101.41	0.268	16:44:55.889
20-	18.885	120.4	24.063	11.584	165.6	10.500	22.998	121.3	1:28.030 (1)	101.72		16:46:23.919

P4		22		Jason O'HALLORAN				Yamaha - McAMS Yamaha				
IDEAL LAP TIME : 1:28.050		BEST LAP TIME : 1:28.125				DIFFERENCE : 0.075						
LAP	SECTOR 1	SECTOR 2	SECTOR 3	SECTOR 4	SECTOR 5	LAP TIME	MPH	DIFF	TIME OF DAY			
1-	OUTLAP	103.8	26.257	12.115	156.0	11.422	24.321	117.1				16:07:21.826
2-	19.105	120.9	24.871	11.693	159.7	10.949	23.544	116.9	1:30.162	99.31	2.037	16:08:51.988
3-	18.954	123.3	24.238	11.544	160.5	10.736	23.382	117.3	1:28.854	100.77	0.729	16:10:20.842
4-	18.934	124.7	24.277	11.538	160.9	10.608	23.161	116.1	1:28.518	101.15	0.393	16:11:49.360
5-	18.878	125.4	24.145	11.450	161.3	10.627	23.279	117.1	1:28.379 (3)	101.31	0.254	16:13:17.739
6-	18.893	126.1	24.213	11.551	160.9	10.685	23.152	117.5	1:28.494	101.18	0.369	16:14:46.233
7-	22.815	112.0	25.883	11.820	159.0	11.044	IN PIT		1:36.873	P	8.748	16:16:23.106
8-	OUTLAP	109.2	25.975	11.762	160.1	10.929	23.508	115.7	8:16.201	18.04	6:48.076	16:24:39.307
9-	19.093	122.4	24.663	11.541	161.3	10.959	24.221	117.7	1:30.477	98.96	2.352	16:26:09.784
10-	19.059	122.9	24.567	11.552	160.9	10.669	23.552	116.1	1:29.399	100.16	1.274	16:27:39.183
11-	19.063	121.3	24.423	11.547	161.3	10.658	23.329	116.5	1:29.020	100.58	0.895	16:29:08.203
12-	19.261	118.9	24.658	11.606	161.3	10.972	IN PIT		1:27.881	P		16:30:36.084
13-	OUTLAP	106.5	26.028	11.745	160.9	11.040	23.567	117.7	7:21.941	20.26	5:53.816	16:37:58.025
14-	19.134	119.6	24.841	11.583	161.7	10.712	23.298	117.7	1:29.568	99.97	1.443	16:39:27.593
15-	18.862	125.2	24.135	11.401	162.4	10.567	23.181	116.9	1:28.146 (2)	101.58	0.021	16:40:55.739
16-	30.011	109.2	26.015	11.776	160.1	10.865	23.483	116.5	1:42.150	87.65	14.025	16:42:37.889
17-	18.910	119.4	24.260	11.671	161.7	10.774	23.296	116.3	1:28.911	100.71	0.786	16:44:06.800
18-	18.918	126.1	24.121	11.420	162.4	10.562	23.104	117.9	1:28.125 (1)	101.61		16:45:34.925

MCRCB BULLETIN TK085

2023 Bennetts British Superbike Championship - Round 10

2023 Bennetts British Superbike Championship with Pirelli

FREE PRACTICE 2 - SECTOR ANALYSIS



SECTOR 1 = FL to I1, SECTOR 2 = I1 to I2, SECTOR 3 = I2 to I3, SECTOR 4 = I3 to I4, SECTOR 5 = I4 to FL, DIFF = Difference To Personal Best Lap, P = Crossed Finish Line in Pit Lane, D = Time Disallowed

P5		91		Leon HASLAM		BMW - ROKiT BMW Motorrad Team						
IDEAL LAP TIME : 1:28.106		BEST LAP TIME : 1:28.252		DIFFERENCE : 0.146								
LAP	SECTOR 1	SECTOR 2	SECTOR 3	SECTOR 4	SECTOR 5	LAP TIME	MPH	DIFF	TIME OF DAY			
1-	OUTLAP	111.6	26.039	11.972	163.6	10.999	24.209	119.1		16:06:36.180		
2-	18.908	121.1	26.015	11.698	165.6	10.733	23.520	120.9	1:30.874	98.53	2.622	16:08:07.054
3-	18.890	125.4	24.036	11.560	165.6	10.581	23.290	121.1	1:28.357 (2)	101.34	0.105	16:09:35.411
4-	18.903	126.3	24.145	11.536	165.2	10.570	23.098	118.5	1:28.252 (1)	101.46		16:11:03.663
5-	18.907	125.6	24.283	11.512	163.6	10.638	24.026	119.4	1:29.366	100.19	1.114	16:12:33.029
6-	19.088	125.2	24.175	11.613	164.8	10.723	23.244	117.3	1:28.843	100.78	0.591	16:14:01.872
7-	20.591	117.3	26.860	12.046	160.1	11.271	IN PIT		1:32.509 P	96.79	4.257	16:15:34.381
8-	OUTLAP	113.5	26.353	11.776	162.4	10.902	23.983	115.5	18:00.714	8.28	16:32.462	16:33:35.095
9-	19.072	124.2	24.475	11.582	164.4	10.703	23.454	117.9	1:29.286	100.28	1.034	16:35:04.381
10-	18.969	125.6	24.318	11.587	163.6	10.598	23.202	119.8	1:28.674 (3)	100.98	0.422	16:36:33.055
11-	24.287	89.4	28.881	12.550	151.8	11.074	25.448	118.1	1:42.240	87.58	13.988	16:38:15.295
12-	19.015	127.5	24.271	11.579	164.8	12.514	30.588	118.1	1:37.967 D	91.40	9.715	16:39:53.262
13-	19.011	125.9	24.419	11.629	165.2	10.647	23.200	118.9	1:28.906	100.71	0.654	16:41:22.168
14-	19.093	126.1	24.384	11.659	164.4	10.650	23.161	119.1	1:28.947	100.67	0.695	16:42:51.115
15-	19.089	125.2	24.513	11.734	162.8	11.004	23.866	117.3	1:30.206	99.26	1.954	16:44:21.321
16-	19.219	123.8	24.322	11.636	165.6	10.643	23.307	121.5	1:29.127	100.46	0.875	16:45:50.448

P6		86		Charlie NESBITT		Honda - MasterMac Honda by Hawk Racing						
IDEAL LAP TIME : 1:28.073		BEST LAP TIME : 1:28.271		DIFFERENCE : 0.198								
LAP	SECTOR 1	SECTOR 2	SECTOR 3	SECTOR 4	SECTOR 5	LAP TIME	MPH	DIFF	TIME OF DAY			
1-	OUTLAP	108.9	25.411	11.714	159.4	10.919	23.446	115.5				16:07:15.290
2-	19.065	123.3	24.289	11.507	161.7	10.644	23.294	115.5	1:28.799	100.83	0.528	16:08:44.089
3-	19.043	121.5	24.269	11.479	162.8	10.731	23.329	117.1	1:28.851	100.78	0.580	16:10:12.940
4-	19.019	122.6	24.335	11.549	162.0	10.497	23.214	115.5	1:28.614 (2)	101.05	0.343	16:11:41.554
5-	19.169	123.3	24.488	11.657	160.5	10.732	23.526	117.3	1:29.572	99.96	1.301	16:13:11.126
6-	19.055	124.5	24.548	11.603	160.9	10.697	23.413	116.9	1:29.316	100.25	1.045	16:14:40.442
7-	19.360	120.2	28.481	12.254	151.4	11.214	26.994	112.2	1:38.303	91.09	10.032	16:16:18.745
8-	19.103	124.5	24.642	11.579	160.5	10.579	23.400	117.1	1:29.303	100.27	1.032	16:17:48.048
9-	19.153	121.7	24.681	11.630	160.9	10.704	23.470	115.7	1:29.638	99.89	1.367	16:19:17.686
10-	23.632	84.5	27.350	12.034	156.0	10.980	IN PIT		1:34.915 P	94.34	6.644	16:20:52.601
11-	OUTLAP	112.2	25.568	11.748	160.1	10.789	23.622	116.5	5:50.317	25.56	4:22.046	16:26:42.918
12-	19.143	121.7	24.595	11.614	160.9	10.616	23.346	117.9	1:29.314	100.25	1.043	16:28:12.232
13-	19.145	122.0	24.627	11.624	159.4	10.708	23.373	116.1	1:29.477	100.07	1.206	16:29:41.709
14-	19.264	121.5	24.618	11.600	159.7	10.851	23.563	115.3	1:29.896	99.60	1.625	16:31:11.605
15-	19.283	120.6	24.763	11.671	161.3	10.700	23.439	116.5	1:29.856	99.65	1.585	16:32:41.461
16-	19.543	117.1	27.347	12.190	154.6	11.127	IN PIT		1:31.157 P	98.23	2.886	16:34:12.618
17-	OUTLAP	105.3	26.369	11.982	157.9	11.178	23.898	117.9	5:57.708	25.03	4:29.437	16:40:10.326
18-	18.953	123.3	24.234	11.434	160.9	10.656	22.994	119.6	1:28.271 (1)	101.44		16:41:38.597
19-	18.957	122.4	24.464	11.594	162.4	10.588	23.379	115.9	1:28.982	100.63	0.711	16:43:07.579
20-	18.914	123.8	24.336	11.498	161.3	10.721	23.227	116.7	1:28.696 (3)	100.95	0.425	16:44:36.275
21-	19.118	123.3	24.610	11.610	162.4	13.296	24.626	112.9	1:33.260	96.01	4.989	16:46:09.535

MCRCB BULLETIN TK085

2023 Bennetts British Superbike Championship - Round 10

2023 Bennetts British Superbike Championship with Pirelli

FREE PRACTICE 2 - SECTOR ANALYSIS



SECTOR 1 = FL to I1, SECTOR 2 = I1 to I2, SECTOR 3 = I2 to I3, SECTOR 4 = I3 to I4, SECTOR 5 = I4 to FL, DIFF = Difference To Personal Best Lap, P = Crossed Finish Line in Pit Lane, D = Time Disallowed

P7		14		Lee JACKSON				Kawasaki - Cheshire Mouldings Kawasaki				
IDEAL LAP TIME : 1:28.175		BEST LAP TIME : 1:28.350				DIFFERENCE : 0.175						
LAP	SECTOR 1	SECTOR 2	SECTOR 3	SECTOR 4	SECTOR 5	LAP TIME	MPH	DIFF	TIME OF DAY			
1-	OUTLAP	112.0	25.289	11.715	160.9	10.970	23.371	119.6		16:06:59.355		
2-	18.937	121.5	24.683	11.765	161.7	10.807	23.203	119.8	1:29.395	100.16	1.045	16:08:28.750
3-	18.925	121.1	24.518	11.504	164.4	10.707	23.218	119.4	1:28.872	100.75	0.522	16:09:57.622
4-	18.891	122.6	24.540	11.525	162.0	10.727	23.107	119.4	1:28.790	100.84	0.440	16:11:26.412
5-	18.974	120.2	25.642	11.550	161.7	10.989	23.415	121.7	1:30.570	98.86	2.220	16:12:56.982
6-	20.890	120.0	24.484	11.521	164.0	10.789	23.184	121.5	1:30.868	98.54	2.518	16:14:27.850
7-	19.096	122.0	24.361	11.559	162.4	12.926	IN PIT		1:30.258	P	1.908	16:15:58.108
8-	OUTLAP	114.3	25.082	11.653	161.3	10.771	23.200	119.1	8:50.654	16.87	7:22.304	16:24:48.762
9-	19.038	121.7	24.329	11.495	162.4	10.758	23.161	116.3	1:28.781	100.86	0.431	16:26:17.543
10-	19.131	120.6	26.373	11.587	162.4	10.762	23.143	118.9	1:30.996	98.40	2.646	16:27:48.539
11-	19.001	122.4	24.316	11.506	161.7	10.954	23.033	118.7	1:28.810	100.82	0.460	16:29:17.349
12-	18.919	121.3	24.419	11.548	161.3	10.841	23.112	119.8	1:28.839	100.79	0.489	16:30:46.188
13-	20.414	108.2	26.138	12.065	154.9	11.534	IN PIT		1:32.004	P	3.654	16:32:18.192
14-	OUTLAP	114.5	24.967	11.430	163.6	10.848	23.205	118.9	7:14.255	20.62	5:45.905	16:39:32.447
15-	18.975	122.2	24.365	11.385	162.8	10.667	23.119	119.6	1:28.511	(2)	0.161	16:41:00.958
16-	18.928	122.9	24.199	11.487	162.4	10.700	23.036	120.4	1:28.350	(1)	101.35	16:42:29.308
17-	19.359	115.9	27.268	12.037	160.9	10.785	23.271	119.6	1:32.720	96.57	4.370	16:44:02.028
18-	18.914	120.6	24.366	11.588	161.7	10.751	23.145	119.4	1:28.764	(3)	0.414	16:45:30.792

P8		8		Héctor BARBERÁ				Honda - TAG Racing Honda				
IDEAL LAP TIME : 1:28.435		BEST LAP TIME : 1:28.524				DIFFERENCE : 0.089						
LAP	SECTOR 1	SECTOR 2	SECTOR 3	SECTOR 4	SECTOR 5	LAP TIME	MPH	DIFF	TIME OF DAY			
1-	OUTLAP	106.8	25.820	11.790	161.3	11.238	24.737	118.5				16:06:39.034
2-	19.555	116.9	25.293	12.715	125.6	14.082	24.933	117.5	1:36.578	92.71	8.054	16:08:15.612
3-	19.209	121.1	24.842	11.645	162.8	11.033	24.808	117.9	1:31.537	97.82	3.013	16:09:47.149
4-	19.068	119.8	24.737	11.587	162.8	10.916	23.455	117.9	1:29.763	99.75	1.239	16:11:16.912
5-	19.204	118.1	24.656	11.748	162.8	10.911	23.456	118.1	1:29.975	99.52	1.451	16:12:46.887
6-	21.972	111.1	27.320	12.799	151.4	12.573	26.019	116.7	1:40.683	88.93	12.159	16:14:27.570
7-	21.103	101.5	26.261	11.793	162.4	11.034	23.630	116.7	1:33.824	D	5.297	16:16:01.391
8-	19.106	118.7	24.853	11.891	159.4	10.986	IN PIT		1:31.183	P	2.659	16:17:32.574
9-	OUTLAP	105.8	26.066	13.040	150.1	12.165	25.682	117.9	9:50.166	15.17	8:21.642	16:27:22.740
10-	19.127	119.4	24.752	11.634	161.7	10.791	23.542	116.5	1:29.846	99.66	1.322	16:28:52.586
11-	22.101	111.8	27.212	11.811	161.3	10.975	23.453	117.3	1:35.552	93.71	7.028	16:30:28.138
12-	19.052	120.0	24.542	11.625	160.5	10.779	23.274	117.7	1:29.272	(3)	0.748	16:31:57.410
13-	18.991	121.1	24.477	11.598	162.4	10.800	23.311	118.7	1:29.477	D	0.653	16:33:26.587
14-	19.755	112.2	25.695	11.929	149.4	12.227	30.366	118.1	1:39.972	89.56	11.448	16:35:06.559
15-	18.991	123.8	24.644	11.577	163.2	10.754	23.422	120.4	1:29.388	100.17	0.864	16:36:35.947
16-	18.956	121.7	24.716	11.748	161.7	11.840	IN PIT		1:29.568	P	1.044	16:38:05.515
17-	OUTLAP	114.5	24.955	11.481	162.8	10.855	23.928	119.6	3:21.208	44.50	1:52.684	16:41:26.723
18-	18.888	123.3	24.221	11.422	164.4	10.661	23.332	118.3	1:28.524	(1)	101.15	16:42:55.247
19-	18.918	122.2	24.235	34.094	109.2	13.009	23.581	118.5	1:53.837	78.66	25.313	16:44:49.084
20-	18.876	121.7	24.248	11.647	161.7	10.659	23.257	118.9	1:28.687	(2)	0.163	16:46:17.771

MCRCB BULLETIN TK085

2023 Bennetts British Superbike Championship - Round 10

2023 Bennetts British Superbike Championship with Pirelli

FREE PRACTICE 2 - SECTOR ANALYSIS



SECTOR 1 = FL to I1, SECTOR 2 = I1 to I2, SECTOR 3 = I2 to I3, SECTOR 4 = I3 to I4, SECTOR 5 = I4 to FL, DIFF = Difference To Personal Best Lap, P = Crossed Finish Line in Pit Lane, D = Time Disallowed

P9 21		Christian IDDON					Ducati - Oxford Products Racing Ducati					
IDEAL LAP TIME : 1:28.409		BEST LAP TIME : 1:28.559					DIFFERENCE : 0.150					
LAP	SECTOR 1	SECTOR 2	SECTOR 3	SECTOR 4	SECTOR 5	LAP TIME	MPH	DIFF	TIME OF DAY			
1-	OUTLAP	113.5	25.621	11.812	164.0	11.172	24.228	119.1		16:06:37.200		
2-	19.221	117.7	25.266	11.874	161.3	10.881	23.558	122.0	1:30.800	98.61	2.241	16:08:08.000
3-	19.040	122.0	24.457	11.608	163.6	10.931	24.499	116.9	1:30.535	98.90	1.976	16:09:38.535
4-	19.082	124.9	24.395	11.588	162.8	10.731	23.355	120.9	1:29.151	100.44	0.592	16:11:07.686
5-	19.032	124.7	24.556	11.598	162.8	10.825	23.200	121.5	1:29.211	100.37	0.652	16:12:36.897
6-	19.020	125.2	24.436	11.549	164.8	10.724	23.214	117.7	1:28.943	100.67	0.384	16:14:05.840
7-	59.578	78.6	26.894	11.636	164.8	10.817	24.744	118.9	2:13.669	66.98	45.110	16:16:19.509
8-	19.121	125.9	24.487	11.679	163.2	10.638	23.362	115.9	1:29.287	100.28	0.728	16:17:48.796
9-	19.137	124.9	24.538	11.570	164.8	10.592	23.302	119.4	1:29.139	100.45	0.580	16:19:17.935
10-	24.134	108.2	25.229	11.671	162.4	10.783	23.522	118.1	1:35.339	93.92	6.780	16:20:53.274
11-	19.033	125.2	24.324	11.656	164.0	10.639	23.242	119.4	1:28.894 (3)	100.73	0.335	16:22:22.168
12-	19.454	119.8	27.339	12.202	148.1	11.055	23.741	119.1	1:33.791	95.47	5.232	16:23:55.959
13-	19.027	125.6	24.420	11.609	163.2	10.576	23.510	120.0	1:29.142	100.45	0.583	16:25:25.101
14-	20.966	110.5	26.071	11.857	159.4	11.079	IN PIT		1:30.992 P	98.40	2.433	16:26:56.093
15-	OUTLAP	103.4	36.527	15.094	78.9	16.969	24.765	118.9	8:09.281	18.30	6:40.722	16:35:05.374
16-	19.115	123.1	24.365	11.579	163.2	10.672	23.316	120.4	1:29.047	100.55	0.488	16:36:34.421
17-	19.022	118.7	25.130	13.141	138.6	14.408	32.183	118.9	1:43.884	86.19	15.325	16:38:18.305
18-	18.990	125.6	24.213	11.549	163.6	10.627	23.180	120.4	1:28.559 (1)	101.11		16:39:46.864
19-	19.060	123.5	24.405	11.521	166.5	10.848	23.833	118.7	1:29.667	99.86	1.108	16:41:16.531
20-	19.159	120.6	24.467	11.694	162.4	10.761	23.174	120.2	1:29.255	100.32	0.696	16:42:45.786
21-	18.928	124.5	24.336	11.562	165.2	10.641	24.141	121.7	1:29.608	99.92	1.049	16:44:15.394
22-	18.990	126.1	24.210	11.657	164.0	10.702	23.304	120.6	1:28.863 (2)	100.76	0.304	16:45:44.257

P10 30		Max COOK					Kawasaki - Cheshire Mouldings Kawasaki					
IDEAL LAP TIME : 1:28.432		BEST LAP TIME : 1:28.604					DIFFERENCE : 0.172					
LAP	SECTOR 1	SECTOR 2	SECTOR 3	SECTOR 4	SECTOR 5	LAP TIME	MPH	DIFF	TIME OF DAY			
1-	OUTLAP	107.0	26.220	12.538	159.4	11.174	24.619	116.9		16:06:55.988		
2-	19.182	123.3	24.806	11.711	162.8	10.969	23.826	119.6	1:30.494	98.95	1.890	16:08:26.482
3-	19.216	120.6	24.791	11.692	162.0	11.005	23.749	117.5	1:30.453	98.99	1.849	16:09:56.935
4-	19.246	120.2	25.119	11.595	162.0	10.901	23.474	118.9	1:30.335	99.12	1.731	16:11:27.270
5-	18.944	121.5	24.500	11.606	162.4	10.860	23.638	118.5	1:29.548	99.99	0.944	16:12:56.818
6-	19.182	122.9	24.730	11.929	160.5	10.956	IN PIT		1:33.592 P	95.67	4.988	16:14:30.410
7-	OUTLAP	116.7	24.814	11.688	161.7	10.879	23.514	119.1	7:54.523	18.87	6:25.919	16:22:24.933
8-	18.944	120.6	24.560	11.608	162.0	10.732	23.925	112.9	1:29.769	99.74	1.165	16:23:54.702
9-	19.276	121.3	24.574	11.637	161.7	10.883	23.628	118.5	1:29.998	99.49	1.394	16:25:24.700
10-	21.539	101.6	27.022	11.950	160.5	10.796	24.235	115.7	1:35.542	93.72	6.938	16:27:00.242
11-	19.115	122.4	24.616	17.710	112.7	15.313	24.531	119.6	1:41.285	88.40	12.681	16:28:41.527
12-	19.058	123.1	25.057	11.765	159.7	11.548	IN PIT		1:30.424 P	99.02	1.820	16:30:11.951
13-	OUTLAP	101.5	27.861	12.447	154.9	10.854	26.844	119.8	8:06.542	18.40	6:37.938	16:38:18.493
14-	18.996	123.3	24.301	11.390	165.6	10.724	23.347	118.7	1:28.758 (2)	100.88	0.154	16:39:47.251
15-	18.957	122.6	24.344	11.406	166.1	10.992	23.812	119.8	1:29.511	100.03	0.907	16:41:16.762
16-	19.099	120.9	24.576	11.533	160.9	10.916	23.295	120.6	1:29.419 (3)	100.14	0.815	16:42:46.181
17-	18.783	123.1	24.357	11.450	166.1	10.663	23.351	119.1	1:28.604 (1)	101.06		16:44:14.785
18-	18.870	120.9	24.384	12.107	160.1	11.245	30.864	118.9	1:37.470	91.86	8.866	16:45:52.255

MCRCB BULLETIN TK085

2023 Bennetts British Superbike Championship - Round 10

2023 Bennetts British Superbike Championship with Pirelli

FREE PRACTICE 2 - SECTOR ANALYSIS



SECTOR 1 = FL to I1, SECTOR 2 = I1 to I2, SECTOR 3 = I2 to I3, SECTOR 4 = I3 to I4, SECTOR 5 = I4 to FL, DIFF = Difference To Personal Best Lap, P = Crossed Finish Line in Pit Lane, D = Time Disallowed

P11 46		Tommy BRIDEWELL					Ducati - BeerMonster Ducati					
IDEAL LAP TIME : 1:28.472		BEST LAP TIME : 1:28.651					DIFFERENCE : 0.179					
LAP	SECTOR 1	SECTOR 2	SECTOR 3	SECTOR 4	SECTOR 5	LAP TIME	MPH	DIFF	TIME OF DAY			
1-	OUTLAP	112.2	25.781	12.279	164.0	11.023	23.554	119.1			16:06:35.057	
2-	19.176	118.5	25.302	11.801	163.2	10.859	23.263	119.1	1:30.401	99.05	1.750	16:08:05.458
3-	19.175	116.1	24.521	11.579	164.8	10.729	22.950	120.6	1:28.954	100.66	0.303	16:09:34.412
4-	19.019	118.7	24.440	11.570	165.6	10.650	22.972	120.0	1:28.651 (1)	101.00		16:11:03.063
5-	19.064	122.0	24.375	11.577	165.2	10.677	23.001	120.2	1:28.694	(2) 100.95	0.043	16:12:31.757
6-	21.415	118.3	25.165	11.731	164.8	10.892	IN PIT		1:30.420	P 99.03	1.769	16:14:02.177
7-	OUTLAP	115.1	24.891	11.774	162.0	10.949	23.624	119.4	10:31.337	14.18	9:02.686	16:24:33.514
8-	19.113	118.3	24.305	11.626	164.4	10.630	IN PIT		1:50.589	P 80.97	21.938	16:26:24.103
9-	OUTLAP	111.2	25.706	11.835	163.2	11.012	23.300	120.0	9:59.737	14.93	8:31.086	16:36:23.840
10-	19.188	117.9	24.303	11.737	165.2	10.852	23.282	120.6	1:29.362	100.20	0.711	16:37:53.202
11-	19.308	113.7	25.015	11.903	164.8	10.752	23.445	119.4	1:30.423	99.02	1.772	16:39:23.625
12-	19.171	120.0	24.522	11.602	165.2	10.735	23.274	122.0	1:29.304	100.26	0.653	16:40:52.929
13-	19.136	118.1	28.074	11.790	164.0	10.842	23.167	119.8	1:33.009	96.27	4.358	16:42:25.938
14-	19.150	117.3	24.442	11.610	165.2	10.719	22.989	119.4	1:28.910	(3) 100.71	0.259	16:43:54.848
15-	20.017	113.5	25.422	11.793	164.0	11.079	IN PIT		1:29.192	P 100.39	0.541	16:45:24.040

P12 60		Peter HICKMAN					BMW - FHO Racing BMW Motorrad					
IDEAL LAP TIME : 1:28.551		BEST LAP TIME : 1:28.676					DIFFERENCE : 0.125					
LAP	SECTOR 1	SECTOR 2	SECTOR 3	SECTOR 4	SECTOR 5	LAP TIME	MPH	DIFF	TIME OF DAY			
1-	OUTLAP	112.9	26.844	12.101	160.9	11.251	24.422	114.7				16:06:47.155
2-	19.418	122.0	24.780	11.678	163.2	10.825	23.790	118.1	1:30.491	98.95	1.815	16:08:17.646
3-	18.999	124.9	24.587	11.885	160.9	10.771	23.829	117.7	1:30.071	99.41	1.395	16:09:47.717
4-	18.989	125.4	24.664	11.590	164.8	10.830	23.651	118.9	1:29.724	99.80	1.048	16:11:17.441
5-	19.455	115.9	30.061	14.780	102.9	14.158	IN PIT		1:44.573	P 85.62	15.897	16:13:02.014
6-	OUTLAP	109.8	25.006	11.740	160.5	10.816	23.839	115.3	7:50.640	19.02	6:21.964	16:20:52.654
7-	19.052	123.8	24.474	11.742	161.3	10.680	24.588	117.5	1:30.536	98.90	1.860	16:22:23.190
8-	18.982	123.8	27.318	13.330	138.6	12.201	23.834	117.3	1:35.665	93.60	6.989	16:23:58.855
9-	18.888	125.2	24.489	11.721	162.0	10.890	23.459	117.5	1:29.447	(3) 100.10	0.771	16:25:28.302
10-	20.442	114.7	25.766	11.885	159.7	11.302	IN PIT		1:30.549	P 98.89	1.873	16:26:58.851
11-	OUTLAP	114.1	25.453	11.923	160.9	10.933	23.782	115.9	5:55.677	25.17	4:27.001	16:32:54.528
12-	19.117	120.6	24.632	11.698	162.8	10.726	23.565	115.9	1:29.738	99.78	1.062	16:34:24.266
13-	18.985	124.0	24.530	11.678	162.0	10.815	23.605	116.3	1:29.613	99.92	0.937	16:35:53.879
14-	19.418	118.1	24.916	11.827	161.3	11.528	IN PIT		1:29.700	P 99.82	1.024	16:37:23.579
15-	OUTLAP	113.1	26.327	13.576	100.6	13.742	25.029	118.1	4:36.170	32.42	3:07.494	16:41:59.749
16-	19.015	123.3	24.667	11.592	164.0	10.658	23.305	118.3	1:29.237	(2) 100.34	0.561	16:43:28.986
17-	18.749	124.9	24.317	11.522	165.2	10.696	23.392	116.7	1:28.676 (1)	100.97		16:44:57.662
18-	19.040	120.4	24.748	11.667	163.6	10.807	24.048	107.5	1:30.310	99.15	1.634	16:46:27.972

P13 12		Luke MOSSEY					BMW - Tactix by Lloyd & Jones BMW					
IDEAL LAP TIME : 1:28.775		BEST LAP TIME : 1:28.824					DIFFERENCE : 0.049					
LAP	SECTOR 1	SECTOR 2	SECTOR 3	SECTOR 4	SECTOR 5	LAP TIME	MPH	DIFF	TIME OF DAY			
1-	OUTLAP	107.8	26.309	14.013	112.9	14.765	26.185	117.5				16:06:48.316
2-	19.531	118.7	24.388	11.512	163.2	11.223	24.942	117.7	1:31.596	97.76	2.772	16:08:19.912
3-	19.262	120.4	24.366	11.483	163.2	10.860	23.718	120.6	1:29.689	(3) 99.83	0.865	16:09:49.601
4-	21.348	106.8	28.549	13.743	135.0	11.175	25.993	118.7	1:40.808	88.82	11.984	16:11:30.409
5-	19.035	122.2	24.337	11.510	163.2	10.796	23.506	119.6	1:29.184	(2) 100.40	0.360	16:12:59.593
6-	22.632	112.0	26.875	12.237	151.1	11.884	IN PIT		1:36.001	P 93.27	7.177	16:14:35.594
7-	OUTLAP	105.6	26.551	12.010	153.2	11.423	24.091	117.5	8:48.950	16.92	7:20.126	16:23:24.544
8-	19.420	119.1	24.631	11.623	161.7	11.010	23.484	116.9	1:30.168	99.30	1.344	16:24:54.712
9-	19.285	119.8	24.425	11.697	160.1	10.977	23.371	117.9	1:29.755	99.76	0.931	16:26:24.467
10-	19.220	120.2	24.612	11.644	159.4	10.883	23.643	117.3	1:30.002	99.49	1.178	16:27:54.469
11-	19.200	119.8	24.595	11.711	160.9	10.810	23.417	117.7	1:29.733	99.78	0.909	16:29:24.202
12-	19.246	120.0	24.553	11.660	161.3	10.862	23.519	118.5	1:29.840	99.67	1.016	16:30:54.042
13-	19.264	120.4	24.672	11.616	161.7	11.709	IN PIT		1:30.569	P 98.86	1.745	16:32:24.611
14-	OUTLAP	110.1	29.169	15.146	129.5	13.685	30.422	118.3	7:29.790	19.90	6:00.966	16:39:54.401
15-	19.426	119.6	27.535	11.993	158.2	11.143	23.984	119.1	1:34.081	95.17	5.257	16:41:28.482
16-	18.988	122.9	24.212	11.441	162.8	10.763	23.420	117.3	1:28.824 (1)	100.81		16:42:57.306
17-	19.770	117.1	27.276	13.594	127.8	11.405	24.203	116.5	1:36.248	93.03	7.424	16:44:33.554
18-	19.541	120.0	25.127	11.786	156.4	11.124	23.809	115.7	1:31.387	97.98	2.563	16:46:04.941

Weather / Track : Cloudy / Dry

Donington Park GP: 2.4873 miles
Date: 29/09/2023 Start: 16:05 Finish: 16:45

MCRCB BULLETIN TK085

2023 Bennetts British Superbike Championship - Round 10

2023 Bennetts British Superbike Championship with Pirelli

FREE PRACTICE 2 - SECTOR ANALYSIS



SECTOR 1 = FL to I1, SECTOR 2 = I1 to I2, SECTOR 3 = I2 to I3, SECTOR 4 = I3 to I4, SECTOR 5 = I4 to FL, DIFF = Difference To Personal Best Lap, P = Crossed Finish Line in Pit Lane, D = Time Disallowed

P14 74		Davey TODD					BMW - Milwaukee BMW Motorrad						
IDEAL LAP TIME : 1:28.767		BEST LAP TIME : 1:28.933					DIFFERENCE : 0.166						
LAP	SECTOR 1	SECTOR 2	SECTOR 3	SECTOR 4	SECTOR 5	LAP TIME	MPH	DIFF	TIME OF DAY				
1-	OUTLAP	108.7	26.083	11.823	156.0	11.420	23.974	117.9		16:07:05.107			
2-	19.526	117.5	24.940	11.785	162.8	11.203	23.463	117.9	1:30.917	98.49	1.984	16:08:36.024	
3-	19.146	119.6	24.623	11.581	163.6	10.857	23.796	119.6	1:30.003	99.49	1.070	16:10:06.027	
4-	19.025	119.8	24.730	11.544	164.0	10.783	23.312	119.4	1:29.394	100.16	0.461	16:11:35.421	
5-	19.163	120.9	24.681	11.657	162.8	10.859	23.345	116.3	1:29.705	99.82	0.772	16:13:05.126	
6-	20.614	108.5	26.774	14.018	92.3	12.853	23.598	117.7	1:37.857	91.50	8.924	16:14:42.983	
7-	19.373	120.0	24.865	11.615	164.4	10.909	30.641	118.3	1:37.403	91.93	8.470	16:16:20.386	
8-	19.175	122.6	24.582	11.904	159.7	10.850	23.411	118.5	1:29.922	99.58	0.989	16:17:50.308	
9-	19.125	120.4	24.743	11.454	166.1	10.892	23.181	119.8	1:29.395	100.16	0.462	16:19:19.703	
10-	19.214	119.6	24.747	11.650	161.7	11.299	IN PIT		1:28.733	P		16:20:48.436	
11-	OUTLAP	109.4	26.083	11.645	162.4	10.986	23.744	118.5	6:40.723	22.34	5:11.790	16:27:29.159	
12-	19.044	120.6	24.451	11.553	164.8	10.734	23.151	119.4	1:28.933 (1)	100.68		16:28:58.092	
13-	19.044	118.3	24.483	11.494	164.0	10.868	23.175	119.4	1:29.064	100.53	0.131	16:30:27.156	
14-	19.134	121.3	24.560	11.514	163.2	10.868	23.261	118.7	1:29.337	100.23	0.404	16:31:56.493	
15-	19.096	121.5	24.405	11.498	162.8	10.737	23.260	117.9	1:28.996	(3)	100.61	0.063	16:33:25.489
16-	21.992	106.5	27.892	14.430	96.5	12.021	24.108	119.4	1:40.443	89.14	11.510	16:35:05.932	
17-	19.087	121.5	24.449	11.483	165.6	10.732	23.215	119.6	1:28.966	(2)	100.65	0.033	16:36:34.898
18-	19.171	121.5	24.703	11.654	164.0	11.776	28.075	117.9	1:35.379	93.88	6.446	16:38:10.277	
19-	19.252	121.7	24.452	11.544	165.2	14.761	28.550	119.6	1:38.559	D	90.85	9.626	16:39:48.836
20-	19.236	121.7	24.505	11.516	165.6	10.849	23.349	119.1	1:29.455	100.10	0.522	16:41:18.291	
21-	19.310	116.1	24.904	11.655	164.0	11.091	23.438	118.1	1:30.398	99.05	1.465	16:42:48.689	
22-	19.266	120.2	24.975	11.660	164.0	11.122	23.930	117.9	1:30.953	D	98.45	2.020	16:44:19.642
23-	19.335	117.5	24.848	11.643	164.4	10.938	23.519	118.7	1:30.283	99.18	1.350	16:45:49.925	

P15 4		Jack KENNEDY					Yamaha - Mar-Train Racing Yamaha						
IDEAL LAP TIME : 1:28.813		BEST LAP TIME : 1:28.943					DIFFERENCE : 0.130						
LAP	SECTOR 1	SECTOR 2	SECTOR 3	SECTOR 4	SECTOR 5	LAP TIME	MPH	DIFF	TIME OF DAY				
1-	OUTLAP	113.3	26.014	12.053	159.0	11.055	24.296	115.3				16:06:36.534	
2-	19.427	119.1	24.828	11.769	159.4	10.873	24.013	118.1	1:30.910	98.49	1.967	16:08:07.444	
3-	19.127	123.8	24.472	11.659	160.5	10.829	23.642	117.1	1:29.729	99.79	0.786	16:09:37.173	
4-	19.167	124.5	24.491	11.654	159.4	10.697	23.653	116.7	1:29.662	99.86	0.719	16:11:06.835	
5-	19.123	124.0	24.440	11.683	158.6	10.705	23.576	115.9	1:29.527	100.01	0.584	16:12:36.362	
6-	19.244	124.2	24.492	11.745	158.2	10.938	23.622	117.9	1:30.041	99.44	1.098	16:14:06.403	
7-	20.887	112.7	26.813	12.583	141.2	11.727	IN PIT		1:33.483	P	95.78	4.540	16:15:39.886
8-	OUTLAP	114.9	26.186	11.995	156.4	11.090	24.204	115.9	6:55.609	21.54	5:26.666	16:22:35.495	
9-	19.353	124.0	24.596	11.720	158.2	10.764	23.809	115.5	1:30.242	99.22	1.299	16:24:05.737	
10-	19.253	119.4	24.537	11.685	158.6	10.692	23.471	115.9	1:29.638	99.89	0.695	16:25:35.375	
11-	19.155	123.5	24.500	11.685	159.7	10.620	23.400	116.5	1:29.360	(3)	100.20	0.417	16:27:04.735
12-	19.183	124.0	24.433	11.687	158.6	10.872	23.540	116.9	1:29.715	99.81	0.772	16:28:34.450	
13-	21.743	90.8	32.914	12.400	143.0	11.501	IN PIT		1:40.719	P	88.90	11.776	16:30:15.169
14-	OUTLAP	98.8	32.007	12.363	150.8	11.986	27.073	117.1	7:45.173	19.24	6:16.230	16:38:00.342	
15-	19.432	121.1	24.541	11.451	162.8	10.865	23.544	117.3	1:29.833	99.67	0.890	16:39:30.175	
16-	19.055	125.9	24.292	11.528	160.1	10.615	23.453	116.7	1:28.943 (1)	100.67		16:40:59.118	
17-	19.183	123.3	24.408	11.632	159.4	10.796	23.595	117.5	1:29.614	99.92	0.671	16:42:28.732	
18-	19.631	122.0	27.495	12.634	150.4	10.901	23.651	116.7	1:34.312	94.94	5.369	16:44:03.044	
19-	19.074	124.0	24.418	11.607	159.7	10.782	23.405	116.9	1:29.286	(2)	100.28	0.343	16:45:32.330

MCRCB BULLETIN TK085

2023 Bennetts British Superbike Championship - Round 10

2023 Bennetts British Superbike Championship with Pirelli

FREE PRACTICE 2 - SECTOR ANALYSIS



SECTOR 1 = FL to I1, SECTOR 2 = I1 to I2, SECTOR 3 = I2 to I3, SECTOR 4 = I3 to I4, SECTOR 5 = I4 to FL, DIFF = Difference To Personal Best Lap, P = Crossed Finish Line in Pit Lane, D = Time Disallowed

P16 59		Niccoló CANEPA					Yamaha - McAMS Yamaha						
IDEAL LAP TIME : 1:28.835		BEST LAP TIME : 1:29.028					DIFFERENCE : 0.193						
LAP	SECTOR 1	SECTOR 2	SECTOR 3	SECTOR 4	SECTOR 5	LAP TIME	MPH	DIFF	TIME OF DAY				
1-	OUTLAP	101.5	26.208	12.015	161.3	11.555	24.503	111.6		16:07:22.383			
2-	19.350	122.6	24.908	11.732	163.2	10.950	23.754	116.7	1:30.694	98.73	1.666	16:08:53.077	
3-	19.057	123.3	24.536	11.621	161.7	10.949	23.503	115.3	1:29.666	99.86	0.638	16:10:22.743	
4-	19.181	123.3	26.429	12.011	161.3	11.629	25.308	118.1	1:34.558	94.69	5.530	16:11:57.301	
5-	19.140	121.5	24.429	11.625	162.4	10.801	23.649	117.3	1:29.644	99.88	0.616	16:13:26.945	
6-	19.046	123.5	24.472	11.634	162.8	10.778	23.833	117.5	1:29.763	99.75	0.735	16:14:56.708	
7-	19.142	119.8	24.652	11.655	161.3	12.137	26.678	113.1	1:34.264 D	94.99	5.236	16:16:30.972	
8-	19.456	118.5	24.496	11.739	157.9	10.974	23.589	115.7	1:30.254	99.21	1.226	16:18:01.226	
9-	19.370	121.3	25.510	11.811	159.4	11.249	IN PIT		1:30.828	P	1.800	16:19:32.054	
10-	OUTLAP	107.0	25.743	12.427	151.8	11.108	23.738	116.5	6:31.463	22.87	5:02.435	16:26:03.517	
11-	19.265	122.4	24.718	11.725	161.3	11.018	23.607	117.3	1:30.333	99.12	1.305	16:27:33.850	
12-	19.242	120.9	24.670	11.687	161.3	10.811	23.603	118.1	1:30.013	99.47	0.985	16:29:03.863	
13-	19.165	123.3	24.718	11.692	161.3	10.890	IN PIT		1:28.235	P	101.48	16:30:32.098	
14-	OUTLAP	89.0	26.145	11.576	161.7	11.013	23.712	117.3	7:26.282	20.06	5:57.254	16:37:58.380	
15-	18.976	122.4	24.954	11.485	164.8	10.903	23.420	118.3	1:29.738	99.78	0.710	16:39:28.118	
16-	18.885	127.8	24.411	11.482	164.4	10.797	23.453	119.1	1:29.028 (1)	100.58		16:40:57.146	
17-	28.803	110.0	26.022	11.739	159.4	10.927	23.486	118.9	1:40.977	88.67	11.949	16:42:38.123	
18-	18.914	123.8	24.309	11.477	164.4	10.901	23.446	118.1	1:29.047	(2)	100.55	0.019	16:44:07.170
19-	18.967	126.3	24.516	11.465	163.2	10.810	23.398	118.7	1:29.156	(3)	100.43	0.128	16:45:36.326

P17 25		Josh BROOKES					BMW - FHO Racing BMW Motorrad						
IDEAL LAP TIME : 1:29.019		BEST LAP TIME : 1:29.033					DIFFERENCE : 0.014						
LAP	SECTOR 1	SECTOR 2	SECTOR 3	SECTOR 4	SECTOR 5	LAP TIME	MPH	DIFF	TIME OF DAY				
1-	OUTLAP	105.5	25.730	13.467	152.5	11.508	24.537	117.7				16:06:41.831	
2-	19.786	114.1	25.405	11.694	163.6	11.089	23.512	119.6	1:31.486	97.87	2.453	16:08:13.317	
3-	19.223	121.7	24.672	11.588	164.8	10.838	23.300	120.4	1:29.621	(2)	99.91	0.588	16:09:42.938
4-	19.016	122.0	24.869	11.627	164.8	11.314	23.703	120.2	1:30.529 D	98.91	1.496	16:11:13.467	
5-	19.151	120.2	24.904	11.662	163.6	10.838	23.330	120.2	1:29.885	99.62	0.852	16:12:43.352	
6-	19.170	118.1	24.600	11.655	158.2	10.849	23.436	118.7	1:29.710	99.81	0.677	16:14:13.062	
7-	19.247	120.6	24.782	11.570	164.0	10.767	IN PIT		2:07.494	P	70.23	38.461	16:16:20.556
8-	OUTLAP	112.9	25.514	11.720	165.6	11.015	24.071	121.3	10:23.658	14.35	8:54.625	16:26:44.214	
9-	18.990	119.4	24.573	11.496	165.6	10.723	23.251	120.6	1:29.033 (1)	100.57		16:28:13.247	
10-	19.018	121.1	24.730	11.547	165.2	10.993	IN PIT		1:27.915	P	101.85		16:29:41.162
11-	OUTLAP	99.1	26.738	11.604	164.8	10.914	23.523	121.3	7:44.185	19.29	6:15.152	16:37:25.347	
12-	19.064	119.8	24.805	11.520	165.2	10.910	23.359	120.2	1:29.658	(3)	99.87	0.625	16:38:55.005
13-	19.383	116.5	24.689	11.550	165.6	10.709	23.709	118.3	1:30.040	99.44	1.007	16:40:25.045	
14-	19.460	116.5	24.924	11.994	162.4	10.965	IN PIT		1:29.318	P	100.25	0.285	16:41:54.363
15-	OUTLAP	116.1	24.723	11.569	166.5	10.973	1:00.936	103.7	3:05.662	48.22	1:36.629	16:45:00.025	
16-	21.048	111.8	25.228	11.561	166.1	10.913	IN PIT		1:32.461	P	96.84	3.428	16:46:32.486

MCRCB BULLETIN TK085

2023 Bennetts British Superbike Championship - Round 10

2023 Bennetts British Superbike Championship with Pirelli

FREE PRACTICE 2 - SECTOR ANALYSIS



SECTOR 1 = FL to I1, SECTOR 2 = I1 to I2, SECTOR 3 = I2 to I3, SECTOR 4 = I3 to I4, SECTOR 5 = I4 to FL, DIFF = Difference To Personal Best Lap, P = Crossed Finish Line in Pit Lane, D = Time Disallowed

P18 79		Storm STACEY					Kawasaki - Starline Racing Kawasaki					
IDEAL LAP TIME : 1:28.817		BEST LAP TIME : 1:29.089					DIFFERENCE : 0.272					
LAP	SECTOR 1	SECTOR 2	SECTOR 3	SECTOR 4	SECTOR 5	LAP TIME	MPH	DIFF	TIME OF DAY			
1-	OUTLAP	107.3	26.656	12.026	159.7	11.196	24.570	118.5		16:06:42.098		
2-	19.675	114.7	25.623	11.762	160.1	10.956	23.696	118.7	1:31.712	97.63	2.623	16:08:13.810
3-	19.157	124.7	24.530	11.693	162.0	10.968	23.384	117.7	1:29.732	99.79	0.643	16:09:43.542
4-	18.997	122.9	24.568	11.578	160.1	11.276	23.839	117.9	1:30.258	99.20	1.169	16:11:13.800
5-	18.981	120.9	24.943	11.613	160.1	10.869	23.558	118.9	1:29.964	99.53	0.875	16:12:43.764
6-	18.916	125.2	24.634	11.727	160.5	10.815	23.452	118.1	1:29.544 (2)	100.00	0.455	16:14:13.308
7-	19.190	119.8	24.872	11.678	160.1	10.875	23.828	116.5	1:30.443	99.00	1.354	16:15:43.751
8-	19.279	120.2	24.650	11.804	157.1	10.985	IN PIT		1:28.433 P	101.25		16:17:12.184
9-	OUTLAP	109.2	25.574	13.507	118.5	11.458	23.700	116.3	11:23.040	13.10	9:53.951	16:28:35.224
10-	19.337	123.3	25.499	11.944	157.1	11.351	IN PIT		1:31.276 P	98.10	2.187	16:30:06.500
11-	OUTLAP	114.1	25.225	11.818	158.2	11.033	23.717	118.1	6:46.287	22.03	5:17.198	16:36:52.787
12-	19.287	121.3	24.616	11.730	158.6	12.319	24.250	116.7	1:32.202	97.11	3.113	16:38:24.989
13-	19.244	122.6	24.654	11.696	159.4	10.802	23.715	107.2	1:30.111	99.37	1.022	16:39:55.100
14-	19.456	124.0	24.614	11.756	159.0	10.827	23.699	117.5	1:30.352	99.10	1.263	16:41:25.452
15-	19.144	120.0	24.590	11.790	157.5	10.775	23.747	118.1	1:30.046	99.44	0.957	16:42:55.498
16-	19.014	127.5	24.408	11.752	159.0	10.715	23.200	116.5	1:29.089 (1)	100.51		16:44:24.587
17-	19.189	124.5	24.524	11.690	160.1	10.821	23.375	118.5	1:29.599 (3)	99.93	0.510	16:45:54.186

P19 75 P		Alex OLSEN					Honda - Cumins by Team IWR Honda					
IDEAL LAP TIME : 1:29.257		BEST LAP TIME : 1:29.257					DIFFERENCE : 0.000					
LAP	SECTOR 1	SECTOR 2	SECTOR 3	SECTOR 4	SECTOR 5	LAP TIME	MPH	DIFF	TIME OF DAY			
1-	OUTLAP	104.8	26.175	11.941	159.4	11.253	24.201	116.7		16:06:38.905		
2-	19.530	116.9	25.200	11.861	159.0	11.167	31.299	118.7	1:39.057	90.39	9.800	16:08:17.962
3-	19.306	118.7	24.747	11.638	160.1	11.051	24.364	117.7	1:31.106	98.28	1.849	16:09:49.068
4-	19.576	120.0	26.540	11.881	157.9	11.142	24.009	117.1	1:33.148	96.13	3.891	16:11:22.216
5-	19.229	117.9	24.793	11.682	159.4	11.004	23.941	116.7	1:30.649 (3)	98.78	1.392	16:12:52.865
6-	19.202	118.1	25.002	11.679	159.4	11.010	23.921	116.3	1:30.814	98.60	1.557	16:14:23.679
7-	21.161	108.0	31.574	11.884	158.6	11.174	24.268	114.9	1:40.061	89.48	10.804	16:16:03.740
8-	19.322	118.3	24.753	11.690	158.2	10.998	IN PIT		1:31.003 P	98.39	1.746	16:17:34.743
9-	OUTLAP	110.5	25.100	11.772	157.9	11.119	24.085	117.7	11:46.251	12.67	10:16.994	16:29:20.994
10-	19.259	120.2	24.730	11.667	159.7	10.942	23.854	116.9	1:30.452 (2)	98.99	1.195	16:30:51.446
11-	19.360	116.7	24.967	13.264	118.3	14.343	IN PIT		1:35.356 P	93.90	6.099	16:32:26.802
12-	OUTLAP	105.0	29.679	15.676	94.2	12.061	24.730	116.3	6:48.463	21.92	5:19.206	16:39:15.265
13-	19.355	114.5	27.516	16.647	111.2	11.609	23.856	116.5	1:38.983	90.46	9.726	16:40:54.248
14-	19.163	118.9	26.866	12.238	157.1	10.943	23.533	117.9	1:32.743 D	96.55	3.486	16:42:26.991
15-	19.011	120.2	24.378	11.493	159.7	10.847	23.528	116.7	1:29.257 (1)	100.32		16:43:56.248
16-	20.326	113.1	26.868	14.809	124.9	11.123	23.677	116.7	1:36.803 D	92.50	7.546	16:45:33.051

P20 18		Andrew IRWIN					Honda - Honda Racing UK					
IDEAL LAP TIME : 1:29.244		BEST LAP TIME : 1:29.404					DIFFERENCE : 0.160					
LAP	SECTOR 1	SECTOR 2	SECTOR 3	SECTOR 4	SECTOR 5	LAP TIME	MPH	DIFF	TIME OF DAY			
1-	OUTLAP	112.4	26.081	11.870	160.1	11.194	23.756	118.1		16:07:01.914		
2-	19.480	120.4	24.860	11.720	162.4	10.869	23.679	117.9	1:30.608	98.82	1.204	16:08:32.522
3-	19.367	122.2	24.585	11.497	164.0	10.715	23.586	118.9	1:29.750	99.77	0.346	16:10:02.272
4-	19.103	120.4	24.593	11.448	163.6	10.750	23.510	119.6	1:29.404 (1)	100.15		16:11:31.676
5-	19.134	123.3	24.625	11.463	163.2	10.746	23.709	119.6	1:29.677	99.85	0.273	16:13:01.353
6-	19.494	119.1	25.644	11.882	157.9	11.733	31.805	120.4	1:40.558	89.04	11.154	16:14:41.911
7-	19.529	117.5	25.967	11.881	160.1	11.136	IN PIT		1:36.132 P	93.14	6.728	16:16:18.043
8-	OUTLAP	119.4	25.328	11.697	162.0	11.021	24.097	118.5	1:30.588 D	11.44	11:33.184	16:29:20.631
9-	19.194	121.5	24.984	11.632	162.4	10.848	23.947	117.3	1:30.605	98.82	1.201	16:30:51.236
10-	19.305	121.1	26.226	12.269	146.8	12.227	IN PIT		1:34.407 P	94.84	5.003	16:32:25.643
11-	OUTLAP	118.5	25.322	11.619	162.8	10.967	26.902	119.6	7:28.056 D	19.98	5:58.652	16:39:53.699
12-	19.074	122.6	24.586	11.424	164.0	10.778	23.605	120.0	1:29.467 (2)	100.08	0.063	16:41:23.166
13-	37.691	105.8	27.146	11.963	160.1	11.198	24.675	118.5	1:52.673	79.47	23.269	16:43:15.839
14-	19.181	123.1	24.729	11.515	162.0	10.825	23.723	119.8	1:29.973	99.52	0.569	16:44:45.812
15-	19.231	122.9	24.625	11.505	162.4	10.770	23.446	119.6	1:29.577 (3)	99.96	0.173	16:46:15.389

MCRCB BULLETIN TK085

2023 Bennetts British Superbike Championship - Round 10

2023 Bennetts British Superbike Championship with Pirelli

FREE PRACTICE 2 - SECTOR ANALYSIS



SECTOR 1 = FL to I1, SECTOR 2 = I1 to I2, SECTOR 3 = I2 to I3, SECTOR 4 = I3 to I4, SECTOR 5 = I4 to FL, DIFF = Difference To Personal Best Lap, P = Crossed Finish Line in Pit Lane, D = Time Disallowed

P21 68		Tom NEAVE				Honda - Honda Racing UK						
IDEAL LAP TIME : 1:29.567		BEST LAP TIME : 1:29.710				DIFFERENCE : 0.143						
LAP	SECTOR 1	SECTOR 2	SECTOR 3	SECTOR 4	SECTOR 5	LAP TIME	MPH	DIFF	TIME OF DAY			
1-	OUTLAP	104.3	26.602	11.883	159.7	11.528	24.719	116.1		16:06:42.913		
2-	19.796	119.4	25.265	11.696	162.4	11.006	24.272	117.5	1:32.035	97.29	2.325	16:08:14.948
3-	19.587	121.1	24.970	11.674	161.3	10.912	24.052	116.5	1:31.195	98.19	1.485	16:09:46.143
4-	19.379	120.6	24.960	11.665	160.5	10.715	23.895	116.9	1:30.614	98.81	0.904	16:11:16.757
5-	19.601	118.5	24.986	11.591	162.0	10.768	24.147	117.9	1:31.093	98.30	1.383	16:12:47.850
6-	19.419	120.2	24.793	11.665	159.0	10.825	27.283	100.3	1:33.985	95.27	4.275	16:14:21.835
7-	20.905	111.1	26.903	12.739	136.6	14.803	IN PIT		1:40.997	P	11.287	16:16:02.832
8-	OUTLAP	106.3	29.832	12.099	156.7	11.506	24.998	113.9	8:08.629	18.32	6:38.919	16:24:11.461
9-	19.723	119.1	25.208	11.740	159.7	14.160	26.585	113.9	4:37.446	D	7.706	16:25:48.877
10-	19.630	116.7	25.383	11.879	155.3	11.212	24.540	114.5	1:32.644	96.65	2.934	16:27:21.521
11-	19.504	121.7	25.032	11.818	155.7	11.056	24.423	116.7	1:31.833	97.50	2.123	16:28:53.354
12-	20.144	110.1	26.465	13.077	110.7	13.351	IN PIT		1:36.748	P	7.038	16:30:30.102
13-	OUTLAP	109.2	26.164	11.742	159.0	11.030	24.428	115.5	10:02.529	14.86	8:32.819	16:40:32.631
14-	19.459	117.7	24.840	11.611	159.4	10.727	23.894	117.1	1:30.531	(3)	0.821	16:42:03.162
15-	19.241	123.1	24.548	11.521	161.3	10.612	23.788	118.1	1:29.710	(1)	99.81	16:43:32.872
16-	19.111	122.0	24.535	11.559	159.7	10.745	23.897	116.3	1:29.847	(2)	0.137	16:45:02.719

P22 55		Jack SCOTT				Kawasaki - Rapid CDH Racing Kawasaki						
IDEAL LAP TIME : 1:29.874		BEST LAP TIME : 1:29.874				DIFFERENCE : 0.000						
LAP	SECTOR 1	SECTOR 2	SECTOR 3	SECTOR 4	SECTOR 5	LAP TIME	MPH	DIFF	TIME OF DAY			
1-	OUTLAP	98.8	28.627	12.921	141.8	12.928	29.839	96.6				16:07:42.786
2-	21.408	107.7	27.117	12.475	154.2	11.515	24.699	118.3	1:37.214	92.11	7.340	16:09:20.000
3-	19.457	117.1	25.172	11.689	158.6	11.019	24.051	115.5	1:31.388	97.98	1.514	16:10:51.388
4-	19.477	119.1	25.011	11.677	159.7	10.984	23.661	118.5	1:30.810	(3)	0.936	16:12:22.198
5-	19.392	116.3	24.827	11.716	158.6	11.112	24.242	117.3	1:31.289	98.08	1.415	16:13:53.487
6-	20.416	108.2	28.145	12.316	154.2	11.247	IN PIT		1:36.333	P	6.459	16:15:29.820
7-	OUTLAP	103.0	27.003	11.945	161.3	11.249	24.125	117.7	11:36.579	12.85	10:06.705	16:27:06.399
8-	19.426	121.5	25.057	11.751	160.9	10.974	23.732	119.1	1:30.940	98.46	1.066	16:28:37.339
9-	19.485	117.1	28.411	11.941	159.0	11.081	IN PIT		1:33.681	P	3.807	16:30:11.020
10-	OUTLAP	98.5	29.837	12.774	148.7	13.592	37.224	111.4	7:49.803	19.06	6:19.929	16:38:00.823
11-	19.869	116.3	25.908	12.006	159.0	11.128	24.316	120.0	1:33.227	96.05	3.353	16:39:34.050
12-	19.387	120.2	24.956	11.629	161.7	11.029	23.808	118.3	1:30.809	(2)	0.935	16:41:04.859
13-	19.538	121.1	25.559	13.719	133.1	11.490	23.639	121.5	1:33.945	95.31	4.071	16:42:38.804
14-	19.224	118.1	24.711	11.542	162.8	10.959	23.438	121.3	1:29.874	(1)	99.63	16:44:08.678
15-	19.452	115.3	28.402	12.604	151.8	11.995	26.966	119.8	1:39.419	90.06	9.545	16:45:48.097

P23 97		Bradley PERIE				Kawasaki - Lee Hardy Racing Kawasaki						
IDEAL LAP TIME : 1:29.657		BEST LAP TIME : 1:29.893				DIFFERENCE : 0.236						
LAP	SECTOR 1	SECTOR 2	SECTOR 3	SECTOR 4	SECTOR 5	LAP TIME	MPH	DIFF	TIME OF DAY			
1-	OUTLAP	109.2	26.595	12.278	157.9	11.482	24.303	114.3				16:06:47.732
2-	19.526	117.7	24.676	11.699	161.3	11.133	23.818	118.3	1:30.852	98.56	0.959	16:08:18.584
3-	19.212	120.4	24.646	11.609	161.7	11.191	23.997	116.3	1:30.655	98.77	0.762	16:09:49.239
4-	19.633	116.3	25.143	11.817	159.7	11.171	23.920	117.3	1:31.684	97.66	1.791	16:11:20.923
5-	19.139	120.2	24.605	11.737	159.7	11.123	23.885	116.5	1:30.489	98.95	0.596	16:12:51.412
6-	19.216	117.9	24.936	11.774	158.6	11.205	24.200	116.1	1:31.331	98.04	1.438	16:14:22.743
7-	19.314	118.9	24.697	11.772	158.6	11.094	23.969	115.9	1:30.846	98.56	0.953	16:15:53.589
8-	19.353	120.6	26.648	13.387	140.9	12.332	24.278	117.3	1:35.998	93.27	6.105	16:17:29.587
9-	19.417	114.5	25.077	11.880	157.5	11.274	IN PIT		1:30.995	P	1.102	16:19:00.582
10-	OUTLAP	111.8	25.496	11.883	157.1	11.944	37.403	116.1	11:17.891	13.20	9:47.998	16:30:18.473
11-	19.234	121.5	24.612	11.628	159.4	11.100	23.711	117.7	1:30.285	99.17	0.392	16:31:48.758
12-	19.118	120.4	24.654	11.732	158.6	11.094	23.759	114.3	1:30.357	99.10	0.464	16:33:19.115
13-	19.235	119.4	24.664	11.725	157.9	11.145	42.184	115.3	1:48.953	82.18	19.060	16:35:08.068
14-	19.286	121.1	24.670	11.709	159.7	10.984	23.561	117.3	1:30.210	(3)	0.317	16:36:38.278
15-	19.397	116.1	25.168	11.888	157.9	13.472	28.099	117.3	1:38.024	91.34	8.131	16:38:16.302
16-	19.279	117.7	24.578	11.638	161.7	10.997	23.496	118.1	1:29.988	(2)	0.095	16:39:46.290
17-	19.206	116.9	24.483	11.690	160.5	10.951	24.549	117.7	1:30.879	98.53	0.986	16:41:17.169
18-	19.240	117.3	24.534	11.655	162.8	10.961	23.503	117.5	1:29.893	(1)	99.61	16:42:47.062
19-	19.264	117.5	25.312	13.713	133.1	13.298	24.716	117.1	1:36.303	92.98	6.410	16:44:23.365
20-	19.388	114.9	25.089	11.785	160.1	11.138	23.928	116.5	1:31.328	98.04	1.435	16:45:54.693

MCRCB BULLETIN TK085

2023 Bennetts British Superbike Championship - Round 10

2023 Bennetts British Superbike Championship with Pirelli

FREE PRACTICE 2 - SECTOR ANALYSIS



SECTOR 1 = FL to I1, SECTOR 2 = I1 to I2, SECTOR 3 = I2 to I3, SECTOR 4 = I3 to I4, SECTOR 5 = I4 to FL, DIFF = Difference To Personal Best Lap, P = Crossed Finish Line in Pit Lane, D = Time Disallowed

P24		54 P		Franco BOURNE				Honda - Marvel HCL Motorsport					
IDEAL LAP TIME : 1:30.230		BEST LAP TIME : 1:30.548				DIFFERENCE : 0.318							
LAP	SECTOR 1	SECTOR 2	SECTOR 3	SECTOR 4	SECTOR 5	LAP TIME	MPH	DIFF	TIME OF DAY				
1-	OUTLAP	112.0	26.198	12.180	158.2	11.304	24.469	117.7		16:06:37.950			
2-	19.781	116.5	25.266	11.940	159.0	11.388	24.211	117.3	1:32.586	96.71	2.038	16:08:10.536	
3-	19.615	115.1	25.117	11.759	159.7	11.159	23.793	118.5	1:31.443	97.92	0.895	16:09:41.979	
4-	19.533	117.9	25.136	11.772	159.7	11.626	24.391	117.9	1:32.458	96.84	1.910	16:11:14.437	
5-	19.563	118.1	25.063	11.832	158.2	11.277	23.831	117.7	1:31.566	97.79	1.018	16:12:46.003	
6-	22.262	117.5	29.037	12.763	159.0	12.322	IN PIT		1:43.073	P	86.87	12.525	16:14:29.076
7-	OUTLAP	111.1	26.022	12.055	157.1	11.344	24.311	117.1	8:07.112	18.38	6:36.564	16:22:36.188	
8-	19.418	120.9	25.075	11.850	159.0	11.144	23.885	117.1	1:31.372	97.99	0.824	16:24:07.560	
9-	19.362	119.4	24.739	11.668	160.9	11.034	23.747	117.1	1:30.550	(2)	98.88	0.002	16:25:38.110
10-	19.345	117.7	24.850	11.700	160.5	10.980	23.673	117.5	1:30.548	(1)	98.89		16:27:08.658
11-	19.393	121.1	24.882	11.757	159.7	11.154	23.721	116.3	1:30.907	98.50	0.359	16:28:39.565	
12-	19.497	115.5	27.954	12.963	148.4	14.815	IN PIT		1:38.006	P	91.36	7.458	16:30:17.571
13-	OUTLAP	108.0	25.638	11.837	161.3	11.231	24.712	117.1	8:11.533	18.21	6:40.985	16:38:29.104	
14-	19.400	116.9	25.054	11.687	160.9	10.971	23.970	115.9	1:31.082	98.31	0.534	16:40:00.186	
15-	19.387	117.3	24.932	11.599	160.5	11.132	23.781	118.5	1:30.831	98.58	0.283	16:41:31.017	
16-	19.306	118.7	24.841	11.689	160.1	11.044	23.738	118.7	1:30.618	(3)	98.81	0.070	16:43:01.635
17-	19.286	112.4	25.010	11.704	160.5	11.110	23.791	117.7	1:30.901	98.50	0.353	16:44:32.536	
18-	19.503	116.7	24.825	11.663	160.5	11.036	23.635	117.3	1:30.662	98.76	0.114	16:46:03.198	

P25		56		Louis VALLELEY				Kawasaki - Rapid CDH Racing Kawasaki					
IDEAL LAP TIME : 1:30.607		BEST LAP TIME : 1:30.889				DIFFERENCE : 0.282							
LAP	SECTOR 1	SECTOR 2	SECTOR 3	SECTOR 4	SECTOR 5	LAP TIME	MPH	DIFF	TIME OF DAY				
1-	OUTLAP	103.0	27.008	12.230	157.9	11.837	24.884	114.9				16:06:43.299	
2-	19.917	117.7	25.748	11.791	159.7	11.478	24.338	116.1	1:33.272	96.00	2.383	16:08:16.571	
3-	19.661	119.8	25.462	11.661	159.7	11.204	24.455	111.6	1:32.443	96.86	1.554	16:09:49.014	
4-	20.049	112.5	26.459	12.089	156.7	11.245	23.940	118.1	1:33.782	95.48	2.893	16:11:22.796	
5-	19.507	120.6	25.034	11.721	159.4	11.109	24.424	119.1	1:31.795	97.54	0.906	16:12:54.591	
6-	19.570	119.8	25.847	13.487	101.6	12.150	24.109	117.5	1:35.163	94.09	4.274	16:14:29.754	
7-	19.521	118.1	25.277	11.821	159.7	13.305	25.001	117.7	1:34.925	D	94.33	4.036	16:16:04.679
8-	19.755	116.7	25.982	13.137	138.9	11.891	IN PIT		1:33.212	P	96.06	2.323	16:17:37.891
9-	OUTLAP	109.6	29.053	13.056	130.3	12.395	25.689	116.5	8:59.738	16.59	7:28.849	16:26:37.629	
10-	19.647	116.7	25.166	11.813	158.2	11.215	24.098	116.7	1:31.939	97.39	1.050	16:28:09.568	
11-	19.408	121.3	25.126	11.716	158.6	11.119	23.845	117.7	1:31.214	98.16	0.325	16:29:40.782	
12-	19.312	122.0	25.039	11.717	157.1	11.071	23.885	119.6	1:31.024	(3)	98.37	0.135	16:31:11.806
13-	19.346	122.0	25.215	11.754	157.5	10.968	23.749	116.1	1:31.032	98.36	0.143	16:32:42.838	
14-	19.492	120.6	25.356	13.314	124.0	11.383	IN PIT		1:30.559	P	98.87		16:34:13.397
15-	OUTLAP	112.2	26.823	12.235	154.6	11.407	24.362	116.5	6:55.956	21.52	5:25.067	16:41:09.353	
16-	19.423	120.0	25.006	11.640	160.9	11.051	23.862	118.3	1:30.982	(2)	98.42	0.093	16:42:40.335
17-	19.389	122.2	25.045	11.722	160.5	10.958	23.775	118.1	1:30.889	(1)	98.52		16:44:11.224
18-	19.336	120.4	24.948	11.815	157.9	11.022	23.923	117.9	1:31.044	98.35	0.155	16:45:42.268	

MCRCB BULLETIN TK085

2023 Bennetts British Superbike Championship - Round 10

2023 Bennetts British Superbike Championship with Pirelli

FREE PRACTICE 2 - SECTOR ANALYSIS



SECTOR 1 = FL to I1, SECTOR 2 = I1 to I2, SECTOR 3 = I2 to I3, SECTOR 4 = I3 to I4, SECTOR 5 = I4 to FL, DIFF = Difference To Personal Best Lap, P = Crossed Finish Line in Pit Lane, D = Time Disallowed

P26 51		Brayden ELLIOTT					Kawasaki - DAO Racing Kawasaki						
IDEAL LAP TIME : 1:30.726		BEST LAP TIME : 1:30.992					DIFFERENCE : 0.266						
LAP	SECTOR 1	SECTOR 2	SECTOR 3	SECTOR 4	SECTOR 5	LAP TIME	MPH	DIFF	TIME OF DAY				
1-	OUTLAP	110.1	26.053	11.968	152.8	11.502	24.655	118.9		16:06:37.521			
2-	19.484	115.5	25.023	11.786	156.7	11.196	24.065	117.7	1:31.554	97.80	0.562	16:08:09.075	
3-	19.636	116.7	25.173	11.877	158.2	11.218	23.824	116.5	1:31.728	97.61	0.736	16:09:40.803	
4-	19.644	118.7	25.121	11.911	158.2	11.077	24.085	117.5	1:31.838	97.50	0.846	16:11:12.641	
5-	19.811	116.3	25.617	11.683	156.7	11.282	IN PIT		2:47.912	P	53.32	1:16.920	16:14:00.553
6-	OUTLAP	112.4	26.297	11.975	155.7	11.388	24.265	115.3	12:09.088	12.28	10:38.096	16:26:09.641	
7-	19.525	120.0	25.071	11.774	157.1	11.008	23.737	117.1	1:31.115	(2)	98.27	0.123	16:27:40.756
8-	19.957	114.9	26.147	12.035	156.0	11.133	24.187	115.3	1:33.459	95.81	2.467	16:29:14.215	
9-	19.565	116.5	25.044	11.749	159.0	11.138	23.875	118.7	1:31.371	(3)	98.00	0.379	16:30:45.586
10-	20.756	106.6	26.225	12.440	147.1	11.736	IN PIT		1:34.620	P	94.63	3.628	16:32:20.206
11-	OUTLAP	101.9	26.324	11.698	159.4	11.140	24.114	117.3	5:39.090	26.40	4:08.098	16:37:59.296	
12-	19.532	118.7	25.069	11.802	158.6	11.321	23.971	117.5	1:31.695	97.65	0.703	16:39:30.991	
13-	19.527	119.1	24.939	11.760	157.9	11.029	23.737	119.8	1:30.992	(1)	98.40		16:41:01.983
14-	19.450	117.9	24.977	11.789	158.6	10.942	25.848	108.5	1:33.006	96.27	2.014	16:42:34.989	
15-	19.974	118.1	25.877	12.420	151.8	11.121	23.986	117.3	1:33.378	95.89	2.386	16:44:08.367	
16-	19.609	118.5	24.914	11.763	158.2	11.191	23.959	118.5	1:31.436	97.93	0.444	16:45:39.803	

P27 6		Michael DUNLOP					Honda - Crendon Honda by Hawk Racing						
IDEAL LAP TIME : 1:31.676		BEST LAP TIME : 1:32.088					DIFFERENCE : 0.412						
LAP	SECTOR 1	SECTOR 2	SECTOR 3	SECTOR 4	SECTOR 5	LAP TIME	MPH	DIFF	TIME OF DAY				
1-	OUTLAP	102.1	27.781	12.752	148.1	11.924	24.810	114.7				16:06:49.011	
2-	19.987	111.8	25.873	12.032	159.4	11.467	28.452	116.5	1:37.811	91.54	5.723	16:08:26.822	
3-	19.664	116.3	25.421	11.821	158.6	11.715	30.924	117.5	1:39.545	89.95	7.457	16:10:06.367	
4-	19.395	118.5	25.412	11.789	160.5	11.299	24.193	116.5	1:32.088	(1)	97.23		16:11:38.455
5-	23.454	86.5	28.064	14.490	118.1	12.206	IN PIT		1:41.821	P	87.94	9.733	16:13:20.276
6-	OUTLAP	112.2	27.488	12.123	157.9	11.531	24.973	115.5	6:17.351	23.72	4:45.263	16:19:37.627	
7-	19.777	114.3	25.847	12.032	159.0	11.314	24.329	112.7	1:33.299	95.97	1.211	16:21:10.926	
8-	19.709	115.7	25.634	11.936	159.0	11.373	24.366	114.9	1:33.018	96.26	0.930	16:22:43.944	
9-	20.914	110.9	28.519	12.668	150.8	12.150	IN PIT		1:39.940	P	89.59	7.852	16:24:23.884
10-	OUTLAP	103.0	28.013	12.663	146.8	12.316	27.654	114.7	8:19.476	17.92	6:47.388	16:32:43.360	
11-	19.603	114.9	26.339	14.201	102.4	13.775	27.686	108.7	1:41.604	88.13	9.516	16:34:24.964	
12-	19.693	119.4	25.444	11.857	159.0	11.306	24.167	116.1	1:32.467	96.83	0.379	16:35:57.431	
13-	19.563	117.1	25.431	11.818	159.4	11.139	24.196	116.7	1:32.147	(2)	97.17	0.059	16:37:29.578
14-	19.568	112.0	27.125	14.065	112.7	15.451	29.711	118.1	1:45.920	84.53	13.832	16:39:15.498	
15-	19.480	120.2	27.141	12.880	137.2	12.324	35.007	118.7	1:46.832	83.81	14.744	16:41:02.330	
16-	19.399	118.1	25.352	11.676	161.3	11.187	24.539	114.3	1:32.153	(3)	97.16	0.065	16:42:34.483
17-	19.632	114.1	25.634	14.372	113.5	12.794	28.830	119.1	1:41.262	88.42	9.174	16:44:15.745	
18-	19.342	119.4	25.777	12.345	156.7	11.840	IN PIT		1:36.381	P	92.90	4.293	16:45:52.126

MCRCB BULLETIN TK086

2023 Bennetts British Superbike Championship - Round 10

2023 Bennetts British Superbike Championship with Pirelli

FREE PRACTICE 2 - BEST SECTORS

SECTOR 1		SECTOR 2		SECTOR 3		SECTOR 4		SECTOR 5		IDEAL / BEST COMPARISON											
POS	NO	TIME	NO	TIME	NO	TIME	NO	TIME	NO	TIME	POS	NO	NAME	IDEAL	BEST	DIFF					
														PERFECT LAP	1:27.498						
1	77	RYD	18.721	91	HAS	24.036	14	JAC	11.385	77	RYD	10.462	7	VIC	22.894	1	77	RYDE	1:27.660	1:27.906	0.246
2	60	HIC	18.749	77	RYD	24.044	30	COO	11.390	86	NES	10.497	2	IRW	22.918	2	7	VICKERS	1:27.803	1:27.955	0.152
3	30	COO	18.783	2	IRW	24.063	7	VIC	11.397	2	IRW	10.500	46	BRI	22.950	3	2	IRWIN	1:27.835	1:28.030	0.195
4	2	IRW	18.823	7	VIC	24.109	22	O'H	11.401	7	VIC	10.542	77	RYD	22.981	4	22	O'HALLORAN	1:28.050	1:28.125	0.075
5	7	VIC	18.861	22	O'H	24.121	8	BAR	11.422	22	O'H	10.562	86	NES	22.994	5	86	NESBITT	1:28.073	1:28.271	0.198
6	22	O'H	18.862	14	JAC	24.199	18	IRW	11.424	91	HAS	10.570	14	JAC	23.033	6	91	HASLAM	1:28.106	1:28.252	0.146
7	8	BAR	18.876	21	IDD	24.210	86	NES	11.434	21	IDD	10.576	91	HAS	23.098	7	14	JACKSON	1:28.175	1:28.350	0.175
8	59	CAN	18.885	12	MOS	24.212	12	MOS	11.441	68	NEA	10.612	22	O'H	23.104	8	21	IDDON	1:28.409	1:28.559	0.150
9	91	HAS	18.890	8	BAR	24.221	4	KEN	11.451	4	KEN	10.615	74	TOD	23.151	9	30	COOK	1:28.432	1:28.604	0.172
10	14	JAC	18.891	86	NES	24.234	77	RYD	11.452	46	BRI	10.630	21	IDD	23.174	10	8	BARBERÁ	1:28.435	1:28.524	0.089
11	86	NES	18.914	4	KEN	24.292	74	TOD	11.454	60	HIC	10.658	79	STA	23.200	11	46	BRIDEWELL	1:28.472	1:28.651	0.179
12	79	STA	18.916	30	COO	24.301	59	CAN	11.465	8	BAR	10.659	25	BRO	23.251	12	60	HICKMAN	1:28.551	1:28.676	0.125
13	21	IDD	18.928	46	BRI	24.303	75	OLS	11.493	30	COO	10.663	8	BAR	23.257	13	74	TODD	1:28.767	1:28.933	0.166
14	12	MOS	18.988	59	CAN	24.309	25	BRO	11.496	14	JAC	10.667	30	COO	23.295	14	12	MOSSEY	1:28.775	1:28.824	0.049
15	25	BRO	18.990	60	HIC	24.317	91	HAS	11.512	25	BRO	10.709	60	HIC	23.305	15	4	KENNEDY	1:28.813	1:28.943	0.130
16	75	OLS	19.011	75	OLS	24.378	21	IDD	11.521	79	STA	10.715	12	MOS	23.371	16	79	STACEY	1:28.817	1:29.089	0.272
17	46	BRI	19.019	74	TOD	24.405	68	NEA	11.521	18	IRW	10.715	59	CAN	23.398	17	59	CANEPÀ	1:28.835	1:29.028	0.193
18	74	TOD	19.025	79	STA	24.408	60	HIC	11.522	74	TOD	10.732	4	KEN	23.400	18	25	BROOKES	1:29.019	1:29.033	0.014
19	4	KEN	19.055	97	PER	24.483	2	IRW	11.531	12	MOS	10.763	55	SCO	23.438	19	18	IRWIN	1:29.244	1:29.404	0.160
20	18	IRW	19.074	68	NEA	24.535	55	SCO	11.542	59	CAN	10.778	18	IRW	23.446	20	75	OLSEN	1:29.257	1:29.257	0.000
21	68	NEA	19.111	25	BRO	24.573	46	BRI	11.570	75	OLS	10.847	97	PER	23.496	21	68	NEAVE	1:29.567	1:29.710	0.143
22	97	PER	19.118	18	IRW	24.585	79	STA	11.578	51	ELL	10.942	75	OLS	23.528	22	97	PERIE	1:29.657	1:29.893	0.236
23	55	SCO	19.224	55	SCO	24.711	54	BOU	11.599	97	PER	10.951	54	BOU	23.635	23	55	SCOTT	1:29.874	1:29.874	0.000
24	54	BOU	19.286	54	BOU	24.739	97	PER	11.609	56	VAL	10.958	51	ELL	23.737	24	54	BOURNE	1:30.230	1:30.548	0.318
25	56	VAL	19.312	51	ELL	24.914	56	VAL	11.640	55	SCO	10.959	56	VAL	23.749	25	56	VALLELEY	1:30.607	1:30.889	0.282
26	6	DUN	19.342	56	VAL	24.948	6	DUN	11.676	54	BOU	10.971	68	NEA	23.788	26	51	ELLIOTT	1:30.726	1:30.992	0.266
27	51	ELL	19.450	6	DUN	25.352	51	ELL	11.683	6	DUN	11.139	6	DUN	24.167	27	6	DUNLOP	1:31.676	1:32.088	0.412

MCRCB BULLETIN TK087**2023 Bennetts British Superbike Championship - Round 10****2023 Bennetts British Superbike Championship with Pirelli****FREE PRACTICE 2 - BEST SPEEDS**

POS	INTERMEDIATE 1			INTERMEDIATE 2			INTERMEDIATE 3			INTERMEDIATE 4			FINISH LINE		
	NO	NAME	MPH	NO	NAME	MPH	NO	NAME	MPH	NO	NAME	MPH	NO	NAME	MPH
1	7	VICKERS	128.3				2	IRWIN	167.3				2	IRWIN	123.8
2	59	CANEPA	127.8				21	IDDON	166.5				21	IDDON	122.0
3	77	RYDE	127.5				25	BROOKES	166.5				46	BRIDEWELL	122.0
4	91	HASLAM	127.5				30	COOK	166.1				14	JACKSON	121.7
5	79	STACEY	127.5				74	TODD	166.1				91	HASLAM	121.5
6	22	O'HALLORAN	126.1				91	HASLAM	165.6				55	SCOTT	121.5
7	21	IDDON	126.1				46	BRIDEWELL	165.6				25	BROOKES	121.3
8	4	KENNEDY	125.9				60	HICKMAN	165.2				30	COOK	120.6
9	60	HICKMAN	125.4				7	VICKERS	164.8				12	MOSSEY	120.6
10	2	IRWIN	124.7				59	CANEPA	164.8				8	BARBERÁ	120.4
11	86	NESBITT	124.5				14	JACKSON	164.4				18	IRWIN	120.4
12	8	BARBERÁ	123.8				8	BARBERÁ	164.4				77	RYDE	120.0
13	30	COOK	123.3				18	IRWIN	164.0				74	TODD	119.8
14	18	IRWIN	123.3				77	RYDE	163.2				51	ELLIOTT	119.8
15	68	NEAVE	123.1				12	MOSSEY	163.2				86	NESBITT	119.6
16	14	JACKSON	122.9				86	NESBITT	162.8				56	VALLELEY	119.6
17	12	MOSSEY	122.9				4	KENNEDY	162.8				7	VICKERS	119.1
18	74	TODD	122.6				55	SCOTT	162.8				59	CANEPA	119.1
19	56	VALLELEY	122.2				97	PERIE	162.8				6	DUNLOP	119.1
20	46	BRIDEWELL	122.0				22	O'HALLORAN	162.4				60	HICKMAN	118.9
21	25	BROOKES	122.0				68	NEAVE	162.4				79	STACEY	118.9
22	55	SCOTT	121.5				79	STACEY	162.0				75	OLSEN	118.7
23	97	PERIE	121.5				54	BOURNE	161.3				54	BOURNE	118.7
24	54	BOURNE	121.1				6	DUNLOP	161.3				97	PERIE	118.3
25	75	OLSEN	120.2				56	VALLELEY	160.9				4	KENNEDY	118.1
26	6	DUNLOP	120.2				75	OLSEN	160.1				68	NEAVE	118.1
27	51	ELLIOTT	120.0				51	ELLIOTT	159.4				22	O'HALLORAN	117.9

MCRCB BULLETIN TK088

2023 Bennetts British Superbike Championship - Round 10

2023 Bennetts British Superbike Championship with Pirelli

FREE PRACTICE 2 - STATISTICS

Competitors Started 27
Planned Start 2023-09-29 @ 16:00:00.000
Actual Start 2023-09-29 @ 16:05:00.583
Finish Time 2023-09-29 @ 16:45:00.583
Track Length 2.4873mi.
Total Laps 486
Total Distance Covered 1208.8515mi.

Session Fastest Lap History

NO	CL	NAME	LAP TIME	TIME OF DAY	LAP	VEHICLE
46		Tommy BRIDEWELL	1:30.401	16:08:05.458	2	Ducati
14		Lee JACKSON	1:29.395	16:08:28.750	2	Kawasaki
2		Glenn IRWIN	1:29.006	16:08:32.665	2	Ducati
77		Kyle RYDE	1:28.566	16:08:42.797	2	Yamaha
91		Leon HASLAM	1:28.357	16:09:35.411	3	BMW
91		Leon HASLAM	1:28.252	16:11:03.663	4	BMW
77		Kyle RYDE	1:28.076	16:14:41.132	6	Yamaha
7		Ryan VICKERS	1:27.955	16:17:50.597	8	Yamaha
77		Kyle RYDE	1:27.906	16:44:12.574	15	Yamaha

Flag History

TYPE	TIME OF DAY
GREEN	16:05:00.583
FINISH	16:45:00.583

Flag Statistics

TYPE	COUNT	TOTAL LAPS	TOTAL TIME
Green	1	23	43:17.729
Red	0	0	0.000
Safety Car	0	0	0.000
FCY	0	0	0.000

MCRCB BULLETIN TK088

2023 Bennetts British Superbike Championship - Round 10

2023 Bennetts British Superbike Championship with Pirelli

FREE PRACTICE 2 - STATISTICS

CLASS :

25 Starters

Fastest Lap History

NO	NAME	LAP TIME	TIME OF DAY	LAP	VEHICLE
46	Tommy BRIDEWELL	1:30.401	16:08:05.458	2	Ducati
14	Lee JACKSON	1:29.395	16:08:28.750	2	Kawasaki
2	Glenn IRWIN	1:29.006	16:08:32.665	2	Ducati
77	Kyle RYDE	1:28.566	16:08:42.797	2	Yamaha
91	Leon HASLAM	1:28.357	16:09:35.411	3	BMW
91	Leon HASLAM	1:28.252	16:11:03.663	4	BMW
77	Kyle RYDE	1:28.076	16:14:41.132	6	Yamaha
7	Ryan VICKERS	1:27.955	16:17:50.597	8	Yamaha
77	Kyle RYDE	1:27.906	16:44:12.574	15	Yamaha

MCRCB BULLETIN TK088

2023 Bennetts British Superbike Championship - Round 10

2023 Bennetts British Superbike Championship with Pirelli

FREE PRACTICE 2 - STATISTICS

CLASS : Pathway

2 Starters

Fastest Lap History

NO	NAME	LAP TIME	TIME OF DAY	LAP	VEHICLE
54	Franco BOURNE	1:32.586	16:08:10.536	2	Honda
54	Franco BOURNE	1:31.443	16:09:41.979	3	Honda
75	Alex OLSEN	1:31.106	16:09:49.068	3	Honda
75	Alex OLSEN	1:30.649	16:12:52.865	5	Honda
54	Franco BOURNE	1:30.550	16:25:38.110	9	Honda
54	Franco BOURNE	1:30.548	16:27:08.658	10	Honda
75	Alex OLSEN	1:30.452	16:30:51.446	10	Honda
75	Alex OLSEN	1:29.257	16:43:56.248	15	Honda

MCRCB BULLETIN TK089

2023 Bennetts British Superbike Championship - Round 10

2023 Bennetts British Superbike Championship with Pirelli

FREE PRACTICE 2 - SESSION NOTES

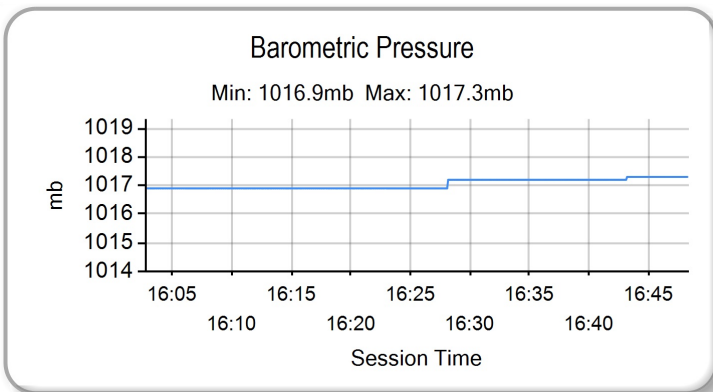
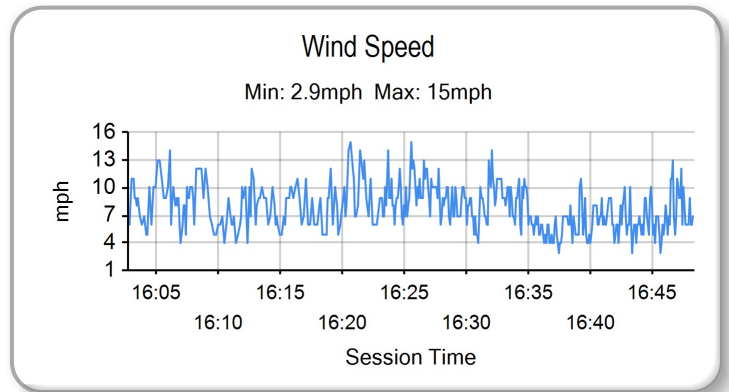
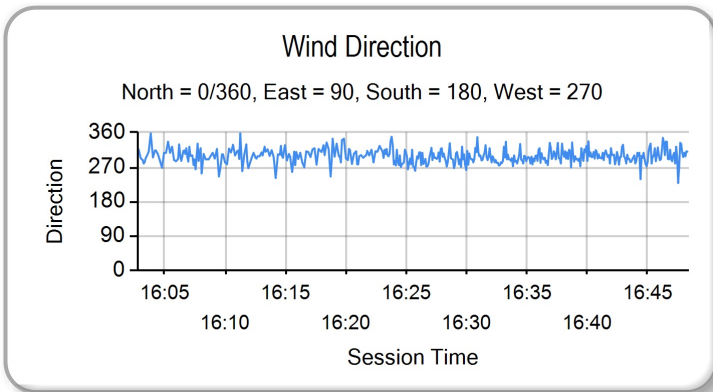
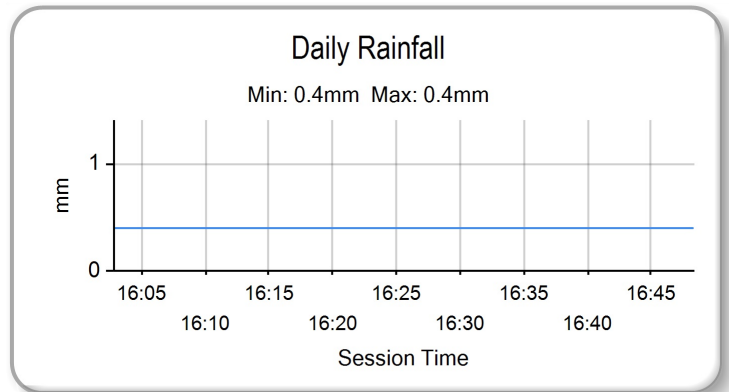
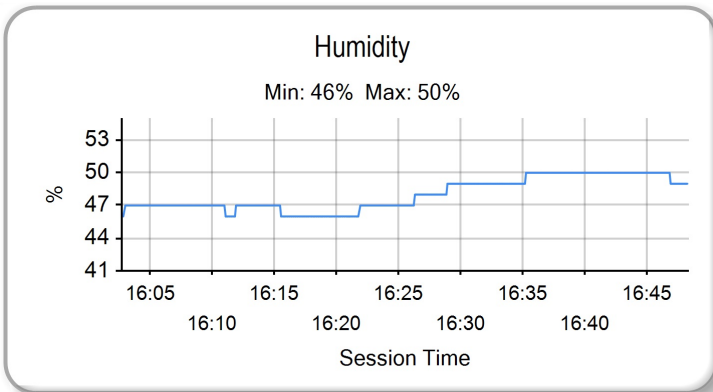
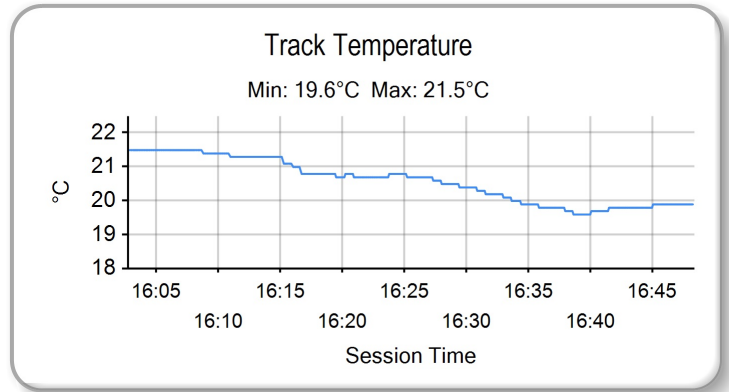
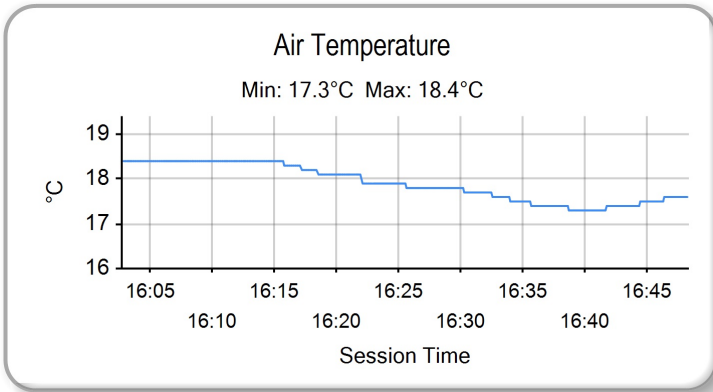
TIME	MESSAGE
16:03:00	TIME TO PITLANE OPEN: 2 MINUTES
16:04:00	TIME TO PITLANE OPEN: 1 MINUTE
16:11:07	NO.25 EXCEEDED TRACK LIMITS T10 - LAST LAP TIME CANCELLED
16:11:10	
16:11:27	NO.77 EXCEEDED TRACK LIMITS T10 - LAST LAP TIME CANCELLED
16:13:19	NO.51 FALLER AT T12 GODDARDS - RIDER OK
16:14:18	NO.54 EXCEEDED TRACK LIMITS T10 - LAST LAP TIME CANCELLED
16:16:00	NO.25 FALLER AT T12 GODDARDS - RIDER OK
16:16:29	NO.8 EXCEEDED TRACK LIMITS T10 - LAST LAP TIME CANCELLED
16:16:43	NO. 68, 56, 59 - COURSE CUT T9/T10 - LAP TIME CANCELLED
16:26:22	NO.46 FALLER AT T12 GODDARDS - RIDER OK
16:26:38	NO. 68 - COURSE CUT T9/T10 - LAP TIME CANCELLED
16:29:11	NO.18 EXCEEDED TRACK LIMITS T10 - LAST LAP TIME CANCELLED
16:29:22	NO.55 EXCEEDED TRACK LIMITS T4 - LAP TIME CANCELLED
16:30:38	NO.77 EXCEEDED TRACK LIMITS T10 - LAST LAP TIME CANCELLED
16:32:00	
16:32:03	NO. 54 & 75 - COURSE CUT T9/T10 - LAP TIME CANCELLED
16:32:12	NO.77 & 18 EXCEEDED TRACK LIMITS T10 - LAST LAP TIME CANCELLED
16:32:28	NO. 54 & 75 - COURSE CUT T9/T10 - LAP TIME CANCELLED
16:33:15	NO.8 EXCEEDED TRACK LIMITS T10 - LAST LAP TIME CANCELLED
16:35:47	NO.77 EXCEEDED TRACK LIMITS T10 - LAST LAP TIME CANCELLED
16:37:53	NO.8 EXCEEDED TRACK LIMITS T10 - LAST LAP TIME CANCELLED
16:39:44	NO.91 & 18 EXCEEDED TRACK LIMITS T10 - LAST LAP TIME CANCELLED
16:42:22	NO.75 EXCEEDED TRACK LIMITS T10 - LAST LAP TIME CANCELLED
16:43:38	NO. 74 - COURSE CUT T9/T10 - LAP TIME CANCELLED
16:45:26	NO.75 EXCEEDED TRACK LIMITS T10 - LAST LAP TIME CANCELLED

MCRCB BULLETIN TK090

2023 Bennetts British Superbike Championship - Round 10

2023 Bennetts British Superbike Championship with Pirelli

FREE PRACTICE 2 - WEATHER CONDITIONS



MCRCB BULLETIN TK091

2023 Bennetts British Superbike Championship - Round 10

2023 Bennetts British Superbike Championship with Pirelli

FREE PRACTICE - COMBINED CLASSIFICATION



POS	NO	CL	PIC NAME	NAT	ENTRY	FIRST		SECOND		GAP	DIFF
						TIME	LAPS	TIME	LAPS		
1	77		1 Kyle RYDE	GBR	Yamaha - LAMI OMG Racing Yamaha	1:28.411	19	1:27.906	16		
2	7		2 Ryan VICKERS	GBR	Yamaha - LAMI OMG Racing Yamaha	1:28.790	19	1:27.955	20	0.049	0.049
3	2		3 Glenn IRWIN	GBR	Ducati - BeerMonster Ducati	1:28.783	18	1:28.030	20	0.124	0.075
4	22		4 Jason O'HALLORAN	AUS	Yamaha - McAMS Yamaha	1:28.866	19	1:28.125	18	0.219	0.095
5	91		5 Leon HASLAM	GBR	BMW - ROKIT BMW Motorrad Team	1:28.940	16	1:28.252	16	0.346	0.127
6	86		6 Charlie NESBITT	GBR	Honda - MasterMac Honda by Hawk Racing	1:29.163	22	1:28.271	21	0.365	0.019
7	14		7 Lee JACKSON	GBR	Kawasaki - Cheshire Mouldings Kawasaki	1:29.359	18	1:28.350	18	0.444	0.079
8	8		8 Héctor BARBERÁ	ESP	Honda - TAG Racing Honda	1:30.129	18	1:28.524	20	0.618	0.174
9	21		9 Christian IDDON	GBR	Ducati - Oxford Products Racing Ducati	1:29.611	21	1:28.559	22	0.653	0.035
10	30		10 Max COOK	GBR	Kawasaki - Cheshire Mouldings Kawasaki	1:29.911	17	1:28.604	18	0.698	0.045
11	46		11 Tommy BRIDEWELL	GBR	Ducati - BeerMonster Ducati	1:29.049	19	1:28.651	15	0.745	0.047
12	60		12 Peter HICKMAN	GBR	BMW - FHO Racing BMW Motorrad	1:29.132	19	1:28.676	18	0.770	0.025
13	12		13 Luke MOSSEY	GBR	BMW - Tactix by Lloyd & Jones BMW	1:29.661	18	1:28.824	18	0.918	0.148
14	74		14 Davey TODD	GBR	BMW - Milwaukee BMW Motorrad	1:29.551	18	1:28.933	23	1.027	0.109
15	4		15 Jack KENNEDY	IRL	Yamaha - Mar-Train Racing Yamaha	1:33.183	3	1:28.943	19	1.037	0.010
16	59		16 Niccoló CANEPA	ITA	Yamaha - McAMS Yamaha	1:30.070	19	1:29.028	19	1.122	0.085
17	25		17 Josh BROOKES	AUS	BMW - FHO Racing BMW Motorrad	1:29.236	18	1:29.033	16	1.127	0.005
18	79		18 Storm STACEY	GBR	Kawasaki - Starline Racing Kawasaki	1:29.948	11	1:29.089	17	1.183	0.056
19	75	P	1 Alex OLSEN	GBR	Honda - Cumins by Team IWR Honda	1:30.450	17	1:29.257	16	1.351	0.168
20	18		19 Andrew IRWIN	GBR	Honda - Honda Racing UK	1:30.493	18	1:29.404	15	1.498	0.147
21	68		20 Tom NEAVE	GBR	Honda - Honda Racing UK	1:31.622	19	1:29.710	16	1.804	0.306
22	55		21 Jack SCOTT	GBR	Kawasaki - Rapid CDH Racing Kawasaki	1:31.179	17	1:29.874	15	1.968	0.164
23	97		22 Bradley PERIE	GBR	Kawasaki - Lee Hardy Racing Kawasaki	1:31.563	17	1:29.893	20	1.987	0.019
24	54	P	2 Franco BOURNE	GBR	Honda - Marvel HCL Motorsport	1:30.869	16	1:30.548	18	2.642	0.655
25	56		23 Louis VALLELEY	GBR	Kawasaki - Rapid CDH Racing Kawasaki	1:32.460	18	1:30.889	18	2.983	0.341
26	51		24 Brayden ELLIOTT	AUS	Kawasaki - DAO Racing Kawasaki	1:31.647	19	1:30.992	16	3.086	0.103
27	6		25 Michael DUNLOP	GBR	Honda - Crendon Honda by Hawk Racing	1:32.299	17	1:32.088	18	4.182	1.096

QUALIFYING LAPTIME (107.0% of 1:27.906) = 1:34.059

Weather / Track : Cloudy / Dry

Donington Park GP: 2.4873 miles

These results are provisional until the conclusion of any judicial and technical matters.

Race Director : Stuart Higgs <i>S. Higgs</i>	Stewards :	Timekeeper : Richard Evans <i>R. EVANS</i>
<small>Digitally Approved at 16:52 Friday, 29 September 2023</small>		<small>Digitally Approved at 16:51 Friday, 29 September 2023</small>

Results can be found at www.britishsuperbike.com

Printed - 16:47 Friday, 29 September 2023



MCRCB BULLETIN TK109

2023 Bennetts British Superbike Championship - Round 10

2023 Bennetts British Superbike Championship with Pirelli

FREE PRACTICE 3 - CLASSIFICATION



POS	NO	CL	PIC NAME	NAT	ENTRY	TIME	ON	LAPS	GAP	DIFF	MPH
1	7		1 Ryan VICKERS	GBR	Yamaha - LAMI OMG Racing Yamaha	1:27.917	6	8			101.85
2	77		2 Kyle RYDE	GBR	Yamaha - LAMI OMG Racing Yamaha	1:27.942	4	10	0.025	0.025	101.82
3	91		3 Leon HASLAM	GBR	BMW - ROKIT BMW Motorrad Team	1:27.951	10	11	0.034	0.009	101.81
4	86		4 Charlie NESBITT	GBR	Honda - MasterMac Honda by Hawk Racing	1:28.257	8	13	0.340	0.306	101.45
5	22		5 Jason O'HALLORAN	AUS	Yamaha - McAMS Yamaha	1:28.291	8	13	0.374	0.034	101.41
6	46		6 Tommy BRIDEWELL	GBR	Ducati - BeerMonster Ducati	1:28.584	7	11	0.667	0.293	101.08
7	2		7 Glenn IRWIN	GBR	Ducati - BeerMonster Ducati	1:28.725	5	14	0.808	0.141	100.92
8	79		8 Storm STACEY	GBR	Kawasaki - Starline Racing Kawasaki	1:28.811	10	12	0.894	0.086	100.82
9	60		9 Peter HICKMAN	GBR	BMW - FHO Racing BMW Motorrad	1:28.864	4	9	0.947	0.053	100.76
10	21		10 Christian IDDON	GBR	Ducati - Oxford Products Racing Ducati	1:28.996	11	14	1.079	0.132	100.61
11	30		11 Max COOK	GBR	Kawasaki - Cheshire Mouldings Kawasaki	1:29.010	11	14	1.093	0.014	100.60
12	4		12 Jack KENNEDY	IRL	Yamaha - Mar-Train Racing Yamaha	1:29.029	11	11	1.112	0.019	100.57
13	18		13 Andrew IRWIN	GBR	Honda - Honda Racing UK	1:29.059	6	11	1.142	0.030	100.54
14	59		14 Niccoló CANEPA	ITA	Yamaha - McAMS Yamaha	1:29.087	11	13	1.170	0.028	100.51
15	14		15 Lee JACKSON	GBR	Kawasaki - Cheshire Mouldings Kawasaki	1:29.108	6	10	1.191	0.021	100.48
16	12		16 Luke MOSSEY	GBR	BMW - Tactix by Lloyd & Jones BMW	1:29.236	11	12	1.319	0.128	100.34
17	25		17 Josh BROOKES	AUS	BMW - FHO Racing BMW Motorrad	1:29.320	9	9	1.403	0.084	100.25
18	54	P	1 Franco BOURNE	GBR	Honda - Marvel HCL Motorsport	1:29.586	8	10	1.669	0.266	99.95
19	8		18 Héctor BARBERÁ	ESP	Honda - TAG Racing Honda	1:29.605	4	4	1.688	0.019	99.93
20	97		19 Bradley PERIE	GBR	Kawasaki - Lee Hardy Racing Kawasaki	1:29.647	5	13	1.730	0.042	99.88
21	68		20 Tom NEAVE	GBR	Honda - Honda Racing UK	1:29.684	10	11	1.767	0.037	99.84
22	74		21 Davey TODD	GBR	BMW - Milwaukee BMW Motorrad	1:29.730	6	13	1.813	0.046	99.79
23	75	P	2 Alex OLSEN	GBR	Honda - Cumins by Team IWR Honda	1:29.814	9	10	1.897	0.084	99.70
24	55		22 Jack SCOTT	GBR	Kawasaki - Rapid CDH Racing Kawasaki	1:30.405	4	8	2.488	0.591	99.04
25	56		23 Louis VALLELEY	GBR	Kawasaki - Rapid CDH Racing Kawasaki	1:30.561	6	11	2.644	0.156	98.87
26	51		24 Brayden ELLIOTT	AUS	Kawasaki - DAO Racing Kawasaki	1:31.226	4	11	3.309	0.665	98.15
27	6		25 Michael DUNLOP	GBR	Honda - Crendon Honda by Hawk Racing	1:31.790	9	10	3.873	0.564	97.55

QUALIFYING LAPTIME (107.0% of 1:27.917) = 1:34.071

#56 - Laps 2 & 4 time cancelled - Course cut at T9/T10.

#59 - Lap 10 time cancelled - Exceeded track limits at T10

#25 - Lap 7 time cancelled - Course cut at T9/T10.

#56 - Lap 12 time cancelled - Exceeded track limits at T10

#79 - Exceeded pit lane speed limit - First Offence - Warning

Weather / Track : Cloudy / Dry

These results are provisional until the conclusion of any judicial and technical matters.

Donington Park GP: 2.4873 miles

Date: 30/09/2023 Start: 09:35 Finish: 09:55

Race Director : Stuart Higgs

Stewards :

Timekeeper : Richard Evans

S. Higgs

R. EVANS

Digitally Approved at 10:04 Saturday, 30 September 2023

Digitally Approved at 10:04 Saturday, 30 September 2023

Results can be found at www.britishsuperbike.com

Printed - 09:58 Saturday, 30 September 2023



MCRCB BULLETIN TK110

2023 Bennetts British Superbike Championship - Round 10

2023 Bennetts British Superbike Championship with Pirelli

FREE PRACTICE 3 - SECTOR ANALYSIS



SECTOR 1 = FL to I1, SECTOR 2 = I1 to I2, SECTOR 3 = I2 to I3, SECTOR 4 = I3 to I4, SECTOR 5 = I4 to FL, DIFF = Difference To Personal Best Lap, P = Crossed Finish Line in Pit Lane, D = Time Disallowed

P1		7		Ryan VICKERS				Yamaha - LAMI OMG Racing Yamaha				
IDEAL LAP TIME : 1:27.851		BEST LAP TIME : 1:27.917				DIFFERENCE : 0.066						
LAP	SECTOR 1	SECTOR 2	SECTOR 3	SECTOR 4	SECTOR 5	LAP TIME	MPH	DIFF	TIME OF DAY			
1-	OUTLAP	109.4	25.793	11.998	160.9	11.627	24.599	116.5		09:37:40.404		
2-	19.571	116.1	24.981	11.640	165.2	11.042	23.425	117.7	1:30.659	98.77	2.742	09:39:11.063
3-	19.012	122.4	24.437	11.480	164.4	10.701	23.131	117.9	1:28.761	100.88	0.844	09:40:39.824
4-	18.964	124.5	24.188	11.366	166.1	10.576	22.951	118.3	1:28.045 (2)	101.70	0.128	09:42:07.869
5-	18.862	125.2	24.170	11.413	166.1	10.615	23.026	119.4	1:28.086 (3)	101.65	0.169	09:43:35.955
6-	18.883	124.7	24.150	11.337	165.6	10.621	22.926	118.7	1:27.917 (1)	101.85		09:45:03.872
7-	20.272	122.2	24.571	11.482	164.4	10.687	23.285	118.5	1:30.297	99.16	2.380	09:46:34.169
8-	19.271	116.1	25.496	11.787	165.2	11.078	IN PIT		1:28.266 P	101.44	0.349	09:48:02.435

P2		77		Kyle RYDE				Yamaha - LAMI OMG Racing Yamaha				
IDEAL LAP TIME : 1:27.650		BEST LAP TIME : 1:27.942				DIFFERENCE : 0.292						
LAP	SECTOR 1	SECTOR 2	SECTOR 3	SECTOR 4	SECTOR 5	LAP TIME	MPH	DIFF	TIME OF DAY			
1-	OUTLAP	107.2	26.079	12.376	160.5	10.960	23.840	120.2				09:37:33.825
2-	19.024	118.7	24.688	11.782	161.7	10.551	23.307	120.0	1:29.352	100.21	1.410	09:39:03.177
3-	18.888	123.8	24.182	11.428	166.9	10.698	22.918	119.4	1:28.114 (3)	101.62	0.172	09:40:31.291
4-	18.774	125.6	24.206	11.612	162.8	10.402	22.948	120.2	1:27.942 (1)	101.82		09:41:59.233
5-	18.908	124.2	24.265	11.523	162.4	10.549	23.019	120.0	1:28.264	101.45	0.322	09:43:27.497
6-	18.880	125.4	24.359	11.560	163.6	10.558	22.943	119.6	1:28.300	101.40	0.358	09:44:55.797
7-	18.889	126.6	24.432	11.634	162.8	12.685	26.784	119.8	1:34.424	94.83	6.482	09:46:30.221
8-	18.853	126.8	24.280	11.499	164.4	11.721	IN PIT		1:29.630 P	99.90	1.688	09:47:59.851
9-	OUTLAP	115.3	25.415	11.796	162.8	10.656	23.516	120.0	6:23.218	23.36	4:55.276	09:54:23.069
10-	18.813	125.9	24.128	11.479	164.4	10.495	23.074	121.5	1:27.989 (2)	101.76	0.047	09:55:51.058

P3		91		Leon HASLAM				BMW - ROKIT BMW Motorrad Team				
IDEAL LAP TIME : 1:27.615		BEST LAP TIME : 1:27.951				DIFFERENCE : 0.336						
LAP	SECTOR 1	SECTOR 2	SECTOR 3	SECTOR 4	SECTOR 5	LAP TIME	MPH	DIFF	TIME OF DAY			
1-	OUTLAP	111.4	25.775	11.977	166.1	11.041	23.228	120.2				09:36:36.328
2-	19.061	124.9	24.633	11.539	166.5	10.769	23.163	120.4	1:29.165	100.42	1.214	09:38:05.493
3-	19.061	124.7	24.436	11.455	166.9	10.657	23.028	121.1	1:28.637	101.02	0.686	09:39:34.130
4-	18.994	124.7	24.130	11.375	167.7	10.552	23.059	121.1	1:28.110	101.62	0.159	09:41:02.240
5-	18.921	126.6	24.165	11.361	166.5	10.668	22.980	120.6	1:28.095 (3)	101.64	0.144	09:42:30.335
6-	19.930	117.9	26.466	11.873	164.4	11.761	IN PIT		1:33.765 P	95.49	5.814	09:44:04.100
7-	OUTLAP	113.3	25.932	11.782	166.1	11.078	24.540	121.7	5:30.767	27.07	4:02.816	09:49:34.867
8-	19.020	125.9	24.971	11.593	166.9	10.883	26.553	122.0	1:33.020	96.26	5.069	09:51:07.887
9-	18.933	126.6	24.166	11.828	166.5	10.795	23.977	120.0	1:29.699	99.82	1.748	09:52:37.586
10-	19.020	128.5	23.975	11.322	167.3	10.713	22.921	120.2	1:27.951 (1)	101.81		09:54:05.537
11-	18.889	128.3	24.184	11.343	168.1	10.671	22.877	121.7	1:27.964 (2)	101.79	0.013	09:55:33.501

P4		86		Charlie NESBITT				Honda - MasterMac Honda by Hawk Racing				
IDEAL LAP TIME : 1:28.257		BEST LAP TIME : 1:28.257				DIFFERENCE : 0.000						
LAP	SECTOR 1	SECTOR 2	SECTOR 3	SECTOR 4	SECTOR 5	LAP TIME	MPH	DIFF	TIME OF DAY			
1-	OUTLAP	93.7	27.812	11.944	159.0	11.274	24.148	116.5				09:37:31.150
2-	19.371	115.9	25.409	11.540	165.6	10.785	23.731	117.9	1:30.836	98.57	2.579	09:39:01.986
3-	19.258	118.3	24.687	11.638	159.7	10.999	23.583	120.9	1:30.165	99.31	1.908	09:40:32.151
4-	19.007	122.6	24.498	11.457	164.8	10.609	23.249	118.9	1:28.820 (3)	100.81	0.563	09:42:00.971
5-	19.003	123.3	24.363	11.473	164.8	10.782	23.235	117.5	1:28.856	100.77	0.599	09:43:29.827
6-	18.977	123.3	24.471	11.460	164.4	10.577	23.074	119.6	1:28.559 (2)	101.11	0.302	09:44:58.386
7-	18.937	123.1	24.657	11.518	163.6	10.584	26.492	120.2	1:32.188	97.13	3.931	09:46:30.574
8-	18.923	124.0	24.319	11.414	165.6	10.546	23.055	119.4	1:28.257 (1)	101.45		09:47:58.831
9-	19.101	121.7	24.684	11.594	163.6	10.653	23.203	119.4	1:29.235	100.34	0.978	09:49:28.066
10-	19.086	121.5	24.402	11.452	165.2	10.772	23.210	119.6	1:28.922	100.70	0.665	09:50:56.988
11-	19.058	122.2	24.521	11.534	163.2	10.640	23.189	117.7	1:28.942	100.67	0.685	09:52:25.930
12-	19.184	121.5	24.641	11.565	163.2	12.150	24.230	117.1	1:31.779 D	97.57	3.513	09:53:57.700
13-	19.210	121.7	24.737	11.642	162.4	10.724	23.298	118.3	1:29.611	99.92	1.354	09:55:27.311

MCRCB BULLETIN TK110

2023 Bennetts British Superbike Championship - Round 10

2023 Bennetts British Superbike Championship with Pirelli

FREE PRACTICE 3 - SECTOR ANALYSIS



SECTOR 1 = FL to I1, SECTOR 2 = I1 to I2, SECTOR 3 = I2 to I3, SECTOR 4 = I3 to I4, SECTOR 5 = I4 to FL, DIFF = Difference To Personal Best Lap, P = Crossed Finish Line in Pit Lane, D = Time Disallowed

P5		22		Jason O'HALLORAN				Yamaha - McAMS Yamaha				
IDEAL LAP TIME : 1:28.290		BEST LAP TIME : 1:28.291				DIFFERENCE : 0.001						
LAP	SECTOR 1	SECTOR 2	SECTOR 3	SECTOR 4	SECTOR 5	LAP TIME	MPH	DIFF	TIME OF DAY			
1-	OUTLAP	100.4	26.954	11.907	161.3	11.309	24.078	117.3		09:37:30.806		
2-	19.512	114.7	25.250	11.642	162.0	10.837	23.662	115.9	1:30.903	98.50	2.612	09:39:01.709
3-	19.183	119.8	24.726	11.893	164.0	10.810	23.632	119.1	1:30.244	99.22	1.953	09:40:31.953
4-	19.090	123.3	24.937	11.532	164.8	10.884	23.458	117.5	1:29.901	99.60	1.610	09:42:01.854
5-	19.081	122.0	24.424	11.501	164.4	10.829	23.369	117.9	1:29.204	100.38	0.913	09:43:31.058
6-	19.006	123.5	24.363	11.427	164.0	10.827	23.203	118.3	1:28.826	100.80	0.535	09:44:59.884
7-	18.961	122.9	24.314	11.450	164.0	10.697	23.188	118.3	1:28.610 (2)	101.05	0.319	09:46:28.494
8-	18.891	125.9	24.216	11.428	164.4	10.648	23.108	117.9	1:28.291 (1)	101.41		09:47:56.785
9-	18.954	120.6	24.326	11.588	164.0	11.811	23.806	117.7	1:30.485	98.96	2.194	09:49:27.270
10-	19.217	119.1	24.792	11.602	162.4	10.800	27.893	116.9	1:34.304	94.95	6.013	09:51:01.574
11-	19.069	123.1	24.415	11.557	163.6	10.687	23.252	118.5	1:28.980	100.63	0.689	09:52:30.554
12-	19.049	122.4	24.326	11.560	163.2	10.676	23.138	117.5	1:28.749 (3)	100.89	0.458	09:53:59.303
13-	19.092	121.5	24.576	11.558	164.0	10.713	23.254	118.9	1:29.193	100.39	0.902	09:55:28.496

P6		46		Tommy BRIDEWELL				Ducati - BeerMonster Ducati				
IDEAL LAP TIME : 1:28.525		BEST LAP TIME : 1:28.584				DIFFERENCE : 0.059						
LAP	SECTOR 1	SECTOR 2	SECTOR 3	SECTOR 4	SECTOR 5	LAP TIME	MPH	DIFF	TIME OF DAY			
1-	OUTLAP	100.6	27.211	12.427	155.3	11.633	25.253	120.4				09:36:42.115
2-	19.383	115.7	24.966	11.691	160.9	13.023	27.224	119.6	1:36.287	92.99	7.703	09:38:18.402
3-	19.164	118.5	24.490	11.476	168.1	11.250	23.317	120.4	1:29.697 (3)	99.83	1.113	09:39:48.099
4-	19.033	121.7	24.459	11.499	167.7	10.718	IN PIT		1:26.585 P	103.41		09:41:14.684
5-	OUTLAP	116.1	25.083	11.799	165.6	11.145	23.487	120.0	1:50.001	81.40	21.417	09:43:04.685
6-	19.054	120.0	24.472	11.494	168.1	10.679	23.008	121.3	1:28.707 (2)	100.94	0.123	09:44:33.392
7-	19.060	118.9	24.426	11.508	166.1	10.648	22.942	120.6	1:28.584 (1)	101.08		09:46:01.976
8-	19.796	113.7	25.423	11.803	166.5	10.899	IN PIT		1:27.508 P	102.32		09:47:29.484
9-	OUTLAP	113.7	25.689	11.699	166.1	10.866	23.101	121.5	5:04.029	29.45	3:35.445	09:52:33.513
10-	21.123	115.9	26.289	11.800	167.3	10.728	23.053	121.7	1:32.993	96.29	4.409	09:54:06.506
11-	19.075	118.7	24.842	11.712	167.3	10.875	IN PIT		1:28.315 P	101.39		09:55:34.821

P7		2		Glenn IRWIN				Ducati - BeerMonster Ducati				
IDEAL LAP TIME : 1:28.376		BEST LAP TIME : 1:28.725				DIFFERENCE : 0.349						
LAP	SECTOR 1	SECTOR 2	SECTOR 3	SECTOR 4	SECTOR 5	LAP TIME	MPH	DIFF	TIME OF DAY			
1-	OUTLAP	106.6	25.784	11.742	167.7	10.909	23.721	123.3				09:36:58.496
2-	19.824	120.6	24.445	11.544	169.8	10.719	23.046	124.0	1:29.578	99.96	0.853	09:38:28.074
3-	19.121	122.6	24.421	11.490	169.4	10.717	23.275	123.3	1:29.024	100.58	0.299	09:39:57.098
4-	19.146	120.4	24.395	11.452	169.0	10.668	23.151	124.2	1:28.812 (2)	100.82	0.087	09:41:25.910
5-	18.958	120.9	24.397	11.507	169.8	10.811	23.052	122.6	1:28.725 (1)	100.92		09:42:54.635
6-	19.131	120.4	24.418	11.637	167.7	10.679	23.046	124.2	1:28.911	100.71	0.186	09:44:23.546
7-	20.434	113.7	24.887	11.632	168.1	10.654	23.147	124.2	1:30.754	98.66	2.029	09:45:54.300
8-	19.092	122.2	24.530	11.651	168.1	10.645	22.992	123.8	1:28.910 (3)	100.71	0.185	09:47:23.210
9-	19.150	120.2	24.329	11.913	169.0	10.672	31.427	117.7	1:37.491	91.84	8.766	09:49:00.701
10-	19.632	117.5	24.756	11.753	167.3	10.752	23.112	124.5	1:30.005	99.48	1.280	09:50:30.706
11-	19.173	120.6	24.522	11.608	169.0	10.736	23.170	121.7	1:29.209	100.37	0.484	09:51:59.915
12-	19.220	118.7	25.127	11.713	169.0	10.916	23.057	124.0	1:30.033	99.45	1.308	09:53:29.948
13-	19.166	120.9	24.569	11.579	168.1	10.749	23.074	123.3	1:29.137	100.45	0.412	09:54:59.085
14-	20.987	105.8	26.103	11.790	167.7	11.068	28.797	97.5	1:38.745	90.68	10.020	09:56:37.830

MCRCB BULLETIN TK110

2023 Bennetts British Superbike Championship - Round 10

2023 Bennetts British Superbike Championship with Pirelli

FREE PRACTICE 3 - SECTOR ANALYSIS



SECTOR 1 = FL to I1, SECTOR 2 = I1 to I2, SECTOR 3 = I2 to I3, SECTOR 4 = I3 to I4, SECTOR 5 = I4 to FL, DIFF = Difference To Personal Best Lap, P = Crossed Finish Line in Pit Lane, D = Time Disallowed

P8 79 Storm STACEY		Kawasaki - Starline Racing Kawasaki											
IDEAL LAP TIME : 1:28.693		BEST LAP TIME : 1:28.811				DIFFERENCE : 0.118							
LAP	SECTOR 1	SECTOR 2	SECTOR 3	SECTOR 4	SECTOR 5	LAP TIME	MPH	DIFF	TIME OF DAY				
1-	OUTLAP	101.5	25.709	12.816	160.1	11.208	26.675	119.8		09:36:41.072			
2-	19.336	116.7	25.270	11.895	161.7	11.116	23.827	120.4	1:31.444	97.92	2.633	09:38:12.516	
3-	19.372	119.8	25.370	11.808	162.8	11.070	24.053	120.2	1:31.673	97.67	2.862	09:39:44.189	
4-	19.559	119.1	25.075	11.721	163.6	10.987	IN PIT		1:27.435	P	102.41	09:41:11.624	
5-	OUTLAP	115.9	24.953	11.879	159.0	10.951	23.665	119.6	3:56.239	37.90	2:27.428	09:45:07.863	
6-	19.239	121.5	24.519	11.644	159.7	11.134	23.457	120.2	1:29.993	99.50	1.182	09:46:37.856	
7-	19.061	123.1	24.586	11.649	162.4	10.674	23.342	120.0	1:29.312	100.26	0.501	09:48:07.168	
8-	19.076	123.5	24.523	11.643	160.9	10.808	23.317	120.4	1:29.367	100.19	0.556	09:49:36.535	
9-	18.938	124.5	24.521	11.603	162.8	10.686	23.308	120.6	1:29.056	(2)	100.54	0.245	09:51:05.591
10-	18.978	125.4	24.506	11.552	163.6	10.688	23.087	121.3	1:28.811	(1)	100.82		09:52:34.402
11-	19.100	124.2	24.442	11.600	163.2	10.700	23.393	120.9	1:29.235	(3)	100.34	0.424	09:54:03.637
12-	23.103	115.9	24.813	11.642	163.6	12.078	24.968	119.1	1:36.604	92.69	7.793	09:55:40.241	

P9 60 Peter HICKMAN		BMW - FHO Racing BMW Motorrad											
IDEAL LAP TIME : 1:28.712		BEST LAP TIME : 1:28.864				DIFFERENCE : 0.152							
LAP	SECTOR 1	SECTOR 2	SECTOR 3	SECTOR 4	SECTOR 5	LAP TIME	MPH	DIFF	TIME OF DAY				
1-	OUTLAP	110.0	26.080	12.293	158.2	11.205	23.749	117.9				09:37:34.370	
2-	19.096	123.3	24.763	11.726	161.7	10.929	23.807	117.7	1:30.321	(2)	99.14	1.457	09:39:04.691
3-	19.341	122.4	25.064	11.886	159.0	12.544	26.920	118.9	1:35.755	93.51	6.891	09:40:40.446	
4-	18.955	127.0	24.336	11.541	165.2	10.827	23.205	118.5	1:28.864	(1)	100.76		09:42:09.310
5-	18.930	125.2	24.558	11.752	160.9	11.773	IN PIT		1:28.653	P	101.00		09:43:37.963
6-	OUTLAP	115.9	25.163	11.799	164.0	11.061	24.342	117.9	6:43.890	22.17	5:15.026	09:50:21.853	
7-	18.995	123.8	28.797	12.684	151.8	11.287	23.702	118.7	1:35.465	93.79	6.601	09:51:57.318	
8-	18.895	125.2	24.377	11.632	164.4	10.735	26.745	89.9	1:32.384	(3)	96.92	3.520	09:53:29.702
9-	19.854	117.1	27.153	12.689	110.7	13.133	24.231	118.5	1:37.060	92.25	8.196	09:55:06.762	

P10 21 Christian IDDON		Ducati - Oxford Products Racing Ducati											
IDEAL LAP TIME : 1:28.745		BEST LAP TIME : 1:28.996				DIFFERENCE : 0.251							
LAP	SECTOR 1	SECTOR 2	SECTOR 3	SECTOR 4	SECTOR 5	LAP TIME	MPH	DIFF	TIME OF DAY				
1-	OUTLAP	104.2	27.052	12.188	164.4	11.356	24.449	121.1				09:36:41.462	
2-	19.421	118.1	25.176	11.890	158.6	11.145	23.893	122.4	1:31.525	97.83	2.529	09:38:12.987	
3-	19.145	119.6	25.452	11.843	165.2	10.974	23.984	122.2	1:31.398	97.97	2.402	09:39:44.385	
4-	19.206	121.7	24.970	11.609	164.0	11.033	23.643	122.4	1:30.461	98.98	1.465	09:41:14.846	
5-	19.057	122.2	24.837	11.676	164.8	11.138	23.285	122.4	1:29.993	99.50	0.997	09:42:44.839	
6-	19.098	118.1	24.783	11.668	163.2	10.896	23.363	121.1	1:29.808	99.70	0.812	09:44:14.647	
7-	19.167	121.1	24.809	11.686	161.3	10.661	31.594	121.3	1:37.917	91.44	8.921	09:45:52.564	
8-	19.180	122.2	24.461	11.608	163.6	10.704	23.172	121.7	1:29.125	(3)	100.47	0.129	09:47:21.689
9-	19.105	123.8	24.706	11.577	163.6	10.845	26.930	121.7	1:33.163	96.11	4.167	09:48:54.852	
10-	19.063	120.9	24.601	11.591	165.2	10.727	23.032	121.1	1:29.014	(2)	100.59	0.018	09:50:23.866
11-	19.040	122.6	24.436	11.579	164.8	10.705	23.236	120.0	1:28.996	(1)	100.61		09:51:52.862
12-	19.152	123.3	24.867	12.362	150.8	11.138	23.896	122.2	1:31.415	97.95	2.419	09:53:24.277	
13-	19.167	122.9	24.497	11.688	164.4	10.660	23.361	121.3	1:29.373	100.19	0.377	09:54:53.650	
14-	19.255	119.8	24.583	11.676	164.8	10.741	23.274	121.1	1:29.529	100.01	0.533	09:56:23.179	

MCRCB BULLETIN TK110

2023 Bennetts British Superbike Championship - Round 10

2023 Bennetts British Superbike Championship with Pirelli

FREE PRACTICE 3 - SECTOR ANALYSIS



SECTOR 1 = FL to I1, SECTOR 2 = I1 to I2, SECTOR 3 = I2 to I3, SECTOR 4 = I3 to I4, SECTOR 5 = I4 to FL, DIFF = Difference To Personal Best Lap, P = Crossed Finish Line in Pit Lane, D = Time Disallowed

P11 30		Max COOK					Kawasaki - Cheshire Mouldings Kawasaki					
IDEAL LAP TIME : 1:28.719		BEST LAP TIME : 1:29.010					DIFFERENCE : 0.291					
LAP	SECTOR 1	SECTOR 2	SECTOR 3	SECTOR 4	SECTOR 5	LAP TIME	MPH	DIFF	TIME OF DAY			
1-	OUTLAP	106.3	26.862	12.420	160.1	11.424	29.095	117.7		09:36:55.197		
2-	19.503	118.1	25.043	11.610	167.3	11.096	24.175	119.8	1:31.427	97.94	2.417	09:38:26.624
3-	19.112	119.8	24.751	11.527	166.1	11.035	23.850	120.4	1:30.275	99.19	1.265	09:39:56.899
4-	19.490	120.9	24.675	11.477	164.4	11.079	23.679	120.0	1:30.400	99.05	1.390	09:41:27.299
5-	18.888	124.2	24.508	11.615	165.6	10.976	23.919	120.4	1:29.906	99.59	0.896	09:42:57.205
6-	19.021	122.0	24.510	11.620	165.6	10.836	23.561	120.9	1:29.548	99.99	0.538	09:44:26.753
7-	18.912	124.5	24.524	11.558	165.2	10.842	23.683	120.9	1:29.519	100.02	0.509	09:45:56.272
8-	19.052	123.5	24.692	11.506	166.5	10.906	23.490	120.0	1:29.646	99.88	0.636	09:47:25.918
9-	19.039	122.6	24.602	11.543	164.0	10.881	23.631	120.4	1:29.696	99.83	0.686	09:48:55.614
10-	19.046	124.9	24.363	11.461	166.1	10.962	23.237	122.0	1:29.069 (2)	100.53	0.059	09:50:24.683
11-	18.989	124.2	24.370	11.512	165.6	10.779	23.360	120.4	1:29.010 (1)	100.60		09:51:53.693
12-	19.075	122.2	24.456	11.670	159.7	11.051	23.505	118.3	1:29.757	99.76	0.747	09:53:23.450
13-	19.204	121.7	24.905	11.698	162.4	10.907	25.213	121.3	1:31.927	97.40	2.917	09:54:55.377
14-	19.043	123.8	24.481	11.583	164.8	10.770	23.508	120.6	1:29.385 (3)	100.17	0.375	09:56:24.762

P12 4		Jack KENNEDY					Yamaha - Mar-Train Racing Yamaha					
IDEAL LAP TIME : 1:28.913		BEST LAP TIME : 1:29.029					DIFFERENCE : 0.116					
LAP	SECTOR 1	SECTOR 2	SECTOR 3	SECTOR 4	SECTOR 5	LAP TIME	MPH	DIFF	TIME OF DAY			
1-	OUTLAP	95.4	29.898	14.626	119.4	13.007	27.857	116.1		09:37:32.521		
2-	20.158	112.5	25.194	11.746	162.4	11.001	23.897	117.7	1:31.996	97.33	2.967	09:39:04.517
3-	19.361	119.6	24.999	11.688	162.4	11.000	23.718	116.9	1:30.766	98.65	1.737	09:40:35.283
4-	19.380	118.5	24.725	11.624	160.5	10.794	23.487	118.5	1:30.010	99.48	0.981	09:42:05.293
5-	19.151	121.3	24.505	11.667	162.0	10.833	23.373	118.1	1:29.529	100.01	0.500	09:43:34.822
6-	19.141	122.0	24.499	11.568	162.4	10.694	23.511	120.0	1:29.413 (3)	100.14	0.384	09:45:04.235
7-	19.104	121.3	24.382	11.629	160.9	10.673	23.417	118.5	1:29.205 (2)	100.38	0.176	09:46:33.440
8-	19.373	118.9	27.041	11.928	159.7	10.940	IN PIT		1:30.712	P	1.683	09:48:04.152
9-	OUTLAP	112.5	30.019	12.836	122.6	11.466	23.551	118.3	4:27.176	33.51	2:58.147	09:52:31.328
10-	19.239	122.6	24.560	11.653	162.0	10.833	23.435	119.1	1:29.720	99.80	0.691	09:54:01.048
11-	19.153	124.2	24.449	11.536	162.4	10.669	23.222	119.6	1:29.029 (1)	100.57		09:55:30.077

P13 18		Andrew IRWIN					Honda - Honda Racing UK					
IDEAL LAP TIME : 1:28.926		BEST LAP TIME : 1:29.059					DIFFERENCE : 0.133					
LAP	SECTOR 1	SECTOR 2	SECTOR 3	SECTOR 4	SECTOR 5	LAP TIME	MPH	DIFF	TIME OF DAY			
1-	OUTLAP	110.0	25.839	11.653	165.2	11.014	24.166	120.0		09:36:59.454		
2-	19.344	123.8	24.767	11.389	167.7	10.809	23.740	120.0	1:30.049	99.43	0.990	09:38:29.503
3-	19.066	121.5	24.681	11.392	167.7	10.714	23.596	120.4	1:29.449 (3)	100.10	0.390	09:39:58.952
4-	19.005	123.8	24.423	11.305	165.6	10.951	23.754	120.4	1:29.438 (2)	100.11	0.379	09:41:28.390
5-	19.246	120.9	25.051	11.486	165.2	11.134	24.205	120.9	1:31.122	98.26	2.063	09:42:59.512
6-	18.997	123.3	24.481	11.380	166.1	10.710	23.491	121.5	1:29.059 (1)	100.54		09:44:28.571
7-	19.111	123.3	24.570	11.402	166.1	10.799	23.757	121.1	1:29.639	99.89	0.580	09:45:58.210
8-	19.164	123.3	25.965	11.703	161.7	11.246	IN PIT		1:33.899	P	4.840	09:47:32.109
9-	OUTLAP	117.3	28.683	11.643	164.8	11.117	24.050	119.8	5:06.932	29.17	3:37.873	09:52:39.041
10-	19.194	122.4	24.947	11.499	165.2	10.995	23.759	120.6	1:30.394	99.06	1.335	09:54:09.435
11-	19.250	119.1	25.006	11.541	164.4	10.851	23.826	119.4	1:30.474	98.97	1.415	09:55:39.909

MCRCB BULLETIN TK110

2023 Bennetts British Superbike Championship - Round 10

2023 Bennetts British Superbike Championship with Pirelli

FREE PRACTICE 3 - SECTOR ANALYSIS



SECTOR 1 = FL to I1, SECTOR 2 = I1 to I2, SECTOR 3 = I2 to I3, SECTOR 4 = I3 to I4, SECTOR 5 = I4 to FL, DIFF = Difference To Personal Best Lap, P = Crossed Finish Line in Pit Lane, D = Time Disallowed

P14 59		Niccoló CANEPA					Yamaha - McAMS Yamaha					
IDEAL LAP TIME : 1:28.812		BEST LAP TIME : 1:29.087					DIFFERENCE : 0.275					
LAP	SECTOR 1	SECTOR 2	SECTOR 3	SECTOR 4	SECTOR 5	LAP TIME	MPH	DIFF	TIME OF DAY			
1-	OUTLAP	110.1	26.761	12.272	156.0	11.626	25.690	116.9		09:36:52.992		
2-	19.882	113.9	25.443	11.687	158.6	11.416	27.448	120.4	1:35.876	93.39	6.789	09:38:28.868
3-	19.085	121.3	24.517	11.444	168.1	10.989	23.492	120.2	1:29.527	100.01	0.440	09:39:58.395
4-	19.053	125.2	24.494	11.542	167.3	11.063	23.583	120.0	1:29.735	99.78	0.648	09:41:28.130
5-	19.148	120.0	24.618	11.562	167.3	11.125	23.480	118.1	1:29.933	99.56	0.846	09:42:58.063
6-	19.091	121.5	24.403	11.528	166.9	10.911	23.574	119.8	1:29.507	100.04	0.420	09:44:27.570
7-	19.024	125.2	24.392	11.511	166.9	10.910	23.488	119.8	1:29.325 (2)	100.24	0.238	09:45:56.895
8-	18.971	123.3	24.394	11.544	165.6	11.002	23.820	118.9	1:29.731	99.79	0.644	09:47:26.626
9-	19.008	122.6	24.621	11.538	166.5	10.889	23.443	120.4	1:29.499 (3)	100.05	0.412	09:48:56.125
10-	19.005	123.8	24.259	11.557	166.5	11.302	23.526	120.4	1:29.649 D	99.88	0.562	09:50:25.774
11-	18.987	123.8	24.374	11.588	166.9	10.880	23.258	117.5	1:29.087 (1)	100.51		09:51:54.861
12-	19.221	122.6	24.426	13.874	138.9	13.218	29.479	118.5	1:40.218	89.34	11.131	09:53:35.079
13-	19.253	118.9	24.526	11.587	167.3	10.909	23.776	120.2	1:30.051	99.43	0.964	09:55:05.130

P15 14		Lee JACKSON					Kawasaki - Cheshire Mouldings Kawasaki					
IDEAL LAP TIME : 1:29.059		BEST LAP TIME : 1:29.108					DIFFERENCE : 0.049					
LAP	SECTOR 1	SECTOR 2	SECTOR 3	SECTOR 4	SECTOR 5	LAP TIME	MPH	DIFF	TIME OF DAY			
1-	OUTLAP	103.0	26.411	12.091	159.7	11.248	24.702	118.9		09:36:51.689		
2-	20.305	109.2	25.758	11.939	163.2	11.283	23.887	119.6	1:33.172	96.10	4.064	09:38:24.861
3-	19.281	111.2	25.128	11.847	163.2	10.943	23.496	120.0	1:30.695	98.73	1.587	09:39:55.556
4-	19.165	115.7	24.750	11.690	164.0	10.938	23.316	120.4	1:29.859	99.65	0.751	09:41:25.415
5-	19.115	115.3	24.633	11.619	163.6	11.087	23.239	122.2	1:29.693 (2)	99.83	0.585	09:42:55.108
6-	19.123	118.3	24.404	11.563	164.4	10.767	23.251	121.1	1:29.108 (1)	100.48		09:44:24.216
7-	19.105	119.1	24.577	12.917	120.6	15.657	IN PIT		1:32.594 P	96.70	3.486	09:45:56.810
8-	OUTLAP	112.2	25.307	11.715	162.8	11.007	23.472	120.4	6:20.150	23.55	4:51.042	09:52:16.960
9-	19.183	112.9	24.808	11.679	163.6	10.838	23.220	119.6	1:29.728 (3)	99.79	0.620	09:53:46.688
10-	19.452	117.1	24.802	11.621	163.2	10.798	23.342	118.9	1:30.015	99.47	0.907	09:55:16.703

P16 12		Luke MOSSEY					BMW - Tactix by Lloyd & Jones BMW					
IDEAL LAP TIME : 1:28.933		BEST LAP TIME : 1:29.236					DIFFERENCE : 0.303					
LAP	SECTOR 1	SECTOR 2	SECTOR 3	SECTOR 4	SECTOR 5	LAP TIME	MPH	DIFF	TIME OF DAY			
1-	OUTLAP	102.2	27.172	12.065	150.1	11.899	24.427	119.4		09:36:42.662		
2-	19.593	116.3	25.008	11.687	160.1	11.118	30.165	117.9	1:37.571	91.77	8.335	09:38:20.233
3-	19.396	116.7	24.609	11.619	165.2	11.029	23.694	120.0	1:30.347	99.11	1.111	09:39:50.580
4-	19.301	119.6	26.863	12.369	155.7	14.617	26.153	119.1	1:39.303	90.17	10.067	09:41:29.883
5-	19.143	119.6	24.383	11.430	166.1	10.914	24.073	121.3	1:29.943 (3)	99.55	0.707	09:42:59.826
6-	20.731	112.5	27.987	11.765	164.0	11.029	23.674	119.8	1:35.186	94.07	5.950	09:44:35.012
7-	19.115	121.7	24.522	11.482	165.2	10.859	23.374	120.0	1:29.352 (2)	100.21	0.116	09:46:04.364
8-	20.365	110.9	26.833	12.231	153.9	11.451	IN PIT		1:34.171 P	95.08	4.935	09:47:38.535
9-	OUTLAP	104.0	27.168	12.061	156.0	11.914	24.830	118.7	4:06.680	36.29	2:37.444	09:51:45.215
10-	19.241	118.1	28.243	14.184	125.6	13.432	25.001	119.8	1:40.101	89.45	10.865	09:53:25.316
11-	18.987	122.9	24.283	11.487	165.6	11.013	23.466	120.4	1:29.236 (1)	100.34		09:54:54.552
12-	19.090	122.2	24.416	11.470	164.0	10.943	24.032	115.5	1:29.951	99.54	0.715	09:56:24.503

P17 25		Josh BROOKES					BMW - FHO Racing BMW Motorrad					
IDEAL LAP TIME : 1:29.245		BEST LAP TIME : 1:29.320					DIFFERENCE : 0.075					
LAP	SECTOR 1	SECTOR 2	SECTOR 3	SECTOR 4	SECTOR 5	LAP TIME	MPH	DIFF	TIME OF DAY			
1-	OUTLAP	99.8	26.767	11.893	163.2	11.263	24.610	120.6		09:36:40.727		
2-	19.571	116.1	25.180	11.581	168.6	11.215	24.016	120.2	1:31.563	97.79	2.243	09:38:12.290
3-	19.294	122.2	25.247	11.658	167.3	11.423	23.700	118.1	1:31.322 (3)	98.05	2.002	09:39:43.612
4-	19.488	120.9	24.722	11.613	166.5	11.191	23.334	120.9	1:30.348 (2)	99.11	1.028	09:41:13.960
5-	19.425	117.3	25.108	11.704	166.5	11.305	IN PIT		1:30.203 P	99.27	0.883	09:42:44.163
6-	OUTLAP	108.7	25.335	11.592	166.9	11.117	23.568	120.9	7:38.899	19.51	6:09.579	09:50:23.062
7-	19.229	118.1	24.579	11.477	168.6	15.662	25.522	120.2	4:36.469 D	92.82	7.149	09:51:59.531
8-	19.144	116.9	24.532	11.416	169.0	15.384	24.086	120.2	1:34.562	94.69	5.242	09:53:34.093
9-	19.219	121.5	24.486	11.355	169.4	11.009	23.251	121.1	1:29.320 (1)	100.25		09:55:03.413

MCRCB BULLETIN TK110

2023 Bennetts British Superbike Championship - Round 10

2023 Bennetts British Superbike Championship with Pirelli

FREE PRACTICE 3 - SECTOR ANALYSIS



SECTOR 1 = FL to I1, SECTOR 2 = I1 to I2, SECTOR 3 = I2 to I3, SECTOR 4 = I3 to I4, SECTOR 5 = I4 to FL, DIFF = Difference To Personal Best Lap, P = Crossed Finish Line in Pit Lane, D = Time Disallowed

P18		54 P		Franco BOURNE		Honda - Marvel HCL Motorsport							
IDEAL LAP TIME : 1:29.586		BEST LAP TIME : 1:29.586		DIFFERENCE : 0.000									
LAP	SECTOR 1	SECTOR 2	SECTOR 3	SECTOR 4	SECTOR 5	LAP TIME	MPH	DIFF	TIME OF DAY				
1-	OUTLAP	106.5	26.244	12.119	157.1	11.774	24.718	117.9		09:36:39.979			
2-	19.412	118.3	25.246	11.814	163.2	11.279	24.349	117.5	1:32.100	97.22	2.514	09:38:12.079	
3-	19.716	120.2	25.338	11.661	164.8	11.485	24.535	120.6	1:32.735	96.55	3.149	09:39:44.814	
4-	19.286	118.1	24.989	11.635	164.4	11.129	24.096	110.1	1:31.135	98.25	1.549	09:41:15.949	
5-	22.886	112.4	25.591	11.708	160.1	11.281	IN PIT		1:35.787	P	93.48	6.201	09:42:51.736
6-	OUTLAP	115.3	26.579	12.292	160.9	11.192	28.091	118.3	4:13.863	35.27	2:44.277	09:47:05.599	
7-	19.430	121.3	24.779	11.606	162.4	11.062	23.814	118.9	1:30.691	(3)	98.73	1.105	09:48:36.290
8-	19.114	119.8	24.619	11.550	162.8	10.842	23.461	118.1	1:29.586	(1)	99.95		09:50:05.876
9-	19.122	120.6	24.630	11.559	163.2	10.925	23.628	118.3	1:29.864	(2)	99.64	0.278	09:51:35.740
10-	19.125	118.3	24.866	11.719	162.0	14.441	IN PIT		1:32.255	P	97.06	2.669	09:53:07.995

P19		8		Héctor BARBERÁ		Honda - TAG Racing Honda							
IDEAL LAP TIME : 1:29.481		BEST LAP TIME : 1:29.605		DIFFERENCE : 0.124									
LAP	SECTOR 1	SECTOR 2	SECTOR 3	SECTOR 4	SECTOR 5	LAP TIME	MPH	DIFF	TIME OF DAY				
1-	OUTLAP	101.2	26.158	11.833	145.8	11.705	25.022	118.3				09:36:40.480	
2-	19.587	117.9	25.080	12.162	151.8	11.372	24.855	118.3	1:33.056	(2)	96.22	3.451	09:38:13.536
3-	19.089	118.7	25.228	12.256	156.0	11.487	25.737	117.7	1:33.797	(3)	95.46	4.192	09:39:47.333
4-	19.044	124.5	24.547	11.582	163.6	10.926	23.506	119.8	1:29.605	(1)	99.93		09:41:16.938

P20		97		Bradley PERIE		Kawasaki - Lee Hardy Racing Kawasaki							
IDEAL LAP TIME : 1:29.497		BEST LAP TIME : 1:29.647		DIFFERENCE : 0.150									
LAP	SECTOR 1	SECTOR 2	SECTOR 3	SECTOR 4	SECTOR 5	LAP TIME	MPH	DIFF	TIME OF DAY				
1-	OUTLAP	105.6	27.183	12.116	159.4	11.563	25.217	118.9				09:36:52.017	
2-	20.173	107.2	25.883	11.769	160.5	11.376	24.077	117.7	1:33.278	95.99	3.631	09:38:25.295	
3-	19.230	117.5	24.999	11.766	161.3	11.125	23.740	117.7	1:30.860	98.55	1.213	09:39:56.155	
4-	19.192	118.3	24.542	11.560	164.0	10.936	23.827	119.1	1:30.057	(3)	99.43	0.410	09:41:26.212
5-	19.094	118.7	24.529	11.534	164.4	11.052	23.438	118.9	1:29.647	(1)	99.88		09:42:55.859
6-	19.070	118.3	24.519	11.695	162.0	11.006	23.545	119.6	1:29.835	(2)	99.67	0.188	09:44:25.694
7-	19.250	119.1	24.598	11.571	164.0	11.008	23.735	118.3	1:30.162	99.31	0.515	09:45:55.856	
8-	19.221	118.3	24.728	11.674	163.2	11.135	24.323	114.9	1:31.081	98.31	1.434	09:47:26.937	
9-	19.215	119.1	24.615	11.618	164.4	11.090	23.659	119.4	1:30.197	99.27	0.550	09:48:57.134	
10-	19.256	118.1	24.743	11.620	162.8	11.095	23.703	118.5	1:30.417	99.03	0.770	09:50:27.551	
11-	19.246	115.3	24.874	11.761	161.7	11.213	23.969	118.1	1:31.063	98.33	1.416	09:51:58.614	
12-	19.307	117.3	24.947	11.793	157.9	12.027	24.860	118.5	1:32.934	96.35	3.287	09:53:31.548	
13-	19.432	117.5	24.989	11.822	162.0	11.180	28.571	119.6	1:35.994	93.28	6.347	09:55:07.542	

P21		68		Tom NEAVE		Honda - Honda Racing UK							
IDEAL LAP TIME : 1:29.492		BEST LAP TIME : 1:29.684		DIFFERENCE : 0.192									
LAP	SECTOR 1	SECTOR 2	SECTOR 3	SECTOR 4	SECTOR 5	LAP TIME	MPH	DIFF	TIME OF DAY				
1-	OUTLAP	98.8	27.315	12.049	160.9	12.016	25.136	117.9				09:36:43.307	
2-	19.727	119.4	25.287	11.675	163.2	11.020	24.234	117.9	1:31.943	97.39	2.259	09:38:15.250	
3-	19.381	120.6	24.956	11.545	163.6	10.876	24.097	118.9	1:30.855	98.55	1.171	09:39:46.105	
4-	19.441	120.9	25.184	11.575	163.2	10.956	24.385	119.1	1:31.541	97.81	1.857	09:41:17.646	
5-	19.400	122.0	24.870	11.671	162.8	10.979	IN PIT		1:27.746	P	102.04		09:42:45.392
6-	OUTLAP	110.0	25.917	11.797	159.4	11.229	24.433	116.5	5:31.180	27.03	4:01.496	09:48:16.572	
7-	19.472	120.0	24.678	11.482	161.7	10.751	23.781	119.4	1:30.164	99.31	0.480	09:49:46.736	
8-	19.246	121.5	24.635	11.462	162.0	10.721	23.981	118.3	1:30.045	(3)	99.44	0.361	09:51:16.781
9-	19.327	123.8	24.531	11.587	160.1	10.678	23.700	116.3	1:29.823	(2)	99.69	0.139	09:52:46.604
10-	19.145	119.8	24.525	11.575	160.1	10.757	23.682	114.3	1:29.684	(1)	99.84		09:54:16.288
11-	19.386	119.4	24.695	11.553	158.2	10.787	23.723	117.1	1:30.144	99.33	0.460	09:55:46.432	

MCRCB BULLETIN TK110

2023 Bennetts British Superbike Championship - Round 10

2023 Bennetts British Superbike Championship with Pirelli

FREE PRACTICE 3 - SECTOR ANALYSIS



SECTOR 1 = FL to I1, SECTOR 2 = I1 to I2, SECTOR 3 = I2 to I3, SECTOR 4 = I3 to I4, SECTOR 5 = I4 to FL, DIFF = Difference To Personal Best Lap, P = Crossed Finish Line in Pit Lane, D = Time Disallowed

P22 74		Davey TODD				BMW - Milwaukee BMW Motorrad						
IDEAL LAP TIME : 1:29.219		BEST LAP TIME : 1:29.730				DIFFERENCE : 0.511						
LAP	SECTOR 1	SECTOR 2	SECTOR 3	SECTOR 4	SECTOR 5	LAP TIME	MPH	DIFF	TIME OF DAY			
1-	OUTLAP	106.3	26.512	11.947	165.2	11.872	24.930	119.1		09:36:53.888		
2-	19.529	117.1	25.397	11.640	168.6	11.393	24.118	118.9	1:32.077	97.24	2.347	09:38:25.965
3-	19.286	118.5	24.959	11.443	166.9	11.243	23.661	119.1	1:30.592	98.84	0.862	09:39:56.557
4-	19.426	117.7	24.816	11.518	165.2	11.249	24.082	118.1	1:31.091	98.30	1.361	09:41:27.648
5-	19.236	120.4	24.873	11.470	168.1	11.300	23.845	119.1	1:30.724	98.69	0.994	09:42:58.372
6-	19.233	123.5	24.561	11.415	169.0	11.023	23.498	119.8	1:29.730 (1)	99.79		09:44:28.102
7-	19.052	124.7	24.479	11.620	168.1	11.048	23.697	118.9	1:29.896 (2)	99.60	0.166	09:45:57.998
8-	19.256	122.9	25.350	11.767	164.8	11.460	29.510	118.1	1:37.343	91.98	7.613	09:47:35.341
9-	19.632	119.6	24.947	11.582	167.7	11.172	23.543	118.3	1:30.876	98.53	1.146	09:49:06.217
10-	19.188	119.1	25.101	11.557	167.7	11.064	23.562	118.9	1:30.472	98.97	0.742	09:50:36.689
11-	19.237	118.7	24.931	11.609	166.9	10.996	23.366	119.4	1:30.139	99.34	0.409	09:52:06.828
12-	21.733	100.6	29.399	15.269	128.5	11.495	23.546	120.2	1:41.442	88.27	11.712	09:53:48.270
13-	19.332	120.9	24.770	11.502	168.6	10.907	23.445	118.7	1:29.956 (3)	99.54	0.226	09:55:18.226

P23 75 P		Alex OLSEN				Honda - Cumins by Team IWR Honda						
IDEAL LAP TIME : 1:29.715		BEST LAP TIME : 1:29.814				DIFFERENCE : 0.099						
LAP	SECTOR 1	SECTOR 2	SECTOR 3	SECTOR 4	SECTOR 5	LAP TIME	MPH	DIFF	TIME OF DAY			
1-	OUTLAP	97.1	27.149	12.201	160.9	11.763	25.916	117.9				09:36:44.605
2-	19.543	111.8	25.503	11.870	161.7	11.277	26.307	118.5	1:34.500	94.75	4.686	09:38:19.105
3-	19.426	115.1	24.815	11.721	162.8	11.005	23.915	117.9	1:30.882 (3)	98.52	1.068	09:39:49.987
4-	19.291	114.5	24.989	11.793	160.5	11.080	24.032	118.5	1:31.185	98.20	1.371	09:41:21.172
5-	21.340	105.5	31.609	11.971	160.1	12.024	IN PIT		1:41.631 P	88.10	11.817	09:43:02.803
6-	OUTLAP	104.0	27.047	14.063	131.3	11.324	24.102	118.7	6:17.505	23.72	4:47.691	09:49:20.308
7-	19.300	116.9	24.732	11.692	159.7	11.031	23.686	118.7	1:30.441 (2)	99.00	0.627	09:50:50.749
8-	21.034	106.5	27.634	12.875	149.7	11.072	23.525	120.4	1:36.140	93.13	6.326	09:52:26.889
9-	19.062	117.9	24.685	11.588	162.0	10.884	23.595	118.9	1:29.814 (1)	99.70		09:53:56.703
10-	20.889	112.7	25.962	11.559	162.0	10.980	23.647	118.9	1:33.037	96.24	3.223	09:55:29.740

P24 55		Jack SCOTT				Kawasaki - Rapid CDH Racing Kawasaki						
IDEAL LAP TIME : 1:30.362		BEST LAP TIME : 1:30.405				DIFFERENCE : 0.043						
LAP	SECTOR 1	SECTOR 2	SECTOR 3	SECTOR 4	SECTOR 5	LAP TIME	MPH	DIFF	TIME OF DAY			
1-	OUTLAP	96.9	27.767	12.222	161.3	12.075	25.604	117.3				09:36:43.766
2-	19.936	112.2	25.643	11.882	163.6	11.326	24.330	117.3	1:33.117 (3)	96.16	2.712	09:38:16.883
3-	19.621	116.9	25.179	11.578	163.6	11.102	24.100	120.2	1:31.580 (2)	97.77	1.175	09:39:48.463
4-	19.415	119.6	24.823	11.516	165.2	11.002	23.649	119.6	1:30.405 (1)	99.04		09:41:18.868
5-	19.497	118.9	24.936	12.094	154.6	11.751	IN PIT		1:31.871 P	97.46	1.466	09:42:50.739
6-	OUTLAP	98.8	27.750	14.380	128.0	11.832	25.412	115.7	8:48.891	16.93	7:18.486	09:51:39.630
7-	19.967	112.9	29.288	18.071	85.0	13.872	25.012	120.6	1:46.210	84.30	15.805	09:53:25.840
8-	19.391	119.6	24.804	11.637	164.4	12.352	33.859	121.1	1:42.043	87.75	11.638	09:55:07.883

P25 56		Louis VALLELEY				Kawasaki - Rapid CDH Racing Kawasaki						
IDEAL LAP TIME : 1:30.416		BEST LAP TIME : 1:30.561				DIFFERENCE : 0.145						
LAP	SECTOR 1	SECTOR 2	SECTOR 3	SECTOR 4	SECTOR 5	LAP TIME	MPH	DIFF	TIME OF DAY			
1-	OUTLAP	95.4	28.970	14.196	106.1	13.843	27.006	117.7				09:36:51.468
2-	20.280	113.1	26.170	11.893	156.7	12.736	24.956	117.1	4:36.035 D	93.24	5.474	09:38:27.503
3-	19.568	120.0	25.119	11.530	161.3	11.269	24.626	118.5	1:32.112 (2)	97.21	1.551	09:39:59.615
4-	19.316	122.0	24.934	11.660	162.4	12.606	26.517	116.9	4:36.033 D	94.22	4.472	09:41:34.648
5-	19.931	115.7	25.576	11.812	157.5	11.405	24.257	117.1	1:32.981 (3)	96.30	2.420	09:43:07.629
6-	19.348	123.1	24.860	11.508	162.8	11.156	23.689	119.6	1:30.561 (1)	98.87		09:44:38.190
7-	20.568	121.1	26.195	12.121	149.7	11.517	24.621	118.9	1:35.022	94.23	4.461	09:46:13.212
8-	19.542	121.1	24.914	11.557	162.4	11.043	IN PIT		1:27.230 P	102.65		09:47:40.442
9-	OUTLAP	111.1	26.448	12.386	145.2	11.713	24.275	119.1	4:32.008	32.91	3:01.447	09:52:12.450
10-	19.570	119.8	25.747	12.560	147.4	11.686	24.198	118.9	1:33.761	95.50	3.200	09:53:46.211
11-	20.621	114.7	26.924	11.937	160.1	11.248	25.150	116.7	1:35.880	93.39	5.319	09:55:22.091

MCRCB BULLETIN TK110

2023 Bennetts British Superbike Championship - Round 10

2023 Bennetts British Superbike Championship with Pirelli

FREE PRACTICE 3 - SECTOR ANALYSIS



SECTOR 1 = FL to I1, SECTOR 2 = I1 to I2, SECTOR 3 = I2 to I3, SECTOR 4 = I3 to I4, SECTOR 5 = I4 to FL, DIFF = Difference To Personal Best Lap, P = Crossed Finish Line in Pit Lane, D = Time Disallowed

P26 51		Brayden ELLIOTT					Kawasaki - DAO Racing Kawasaki					
IDEAL LAP TIME : 1:30.996		BEST LAP TIME : 1:31.226					DIFFERENCE : 0.230					
LAP	SECTOR 1	SECTOR 2	SECTOR 3	SECTOR 4	SECTOR 5	LAP TIME	MPH	DIFF	TIME OF DAY			
1-	OUTLAP	105.8	25.946	12.585	155.7	11.359	24.408	117.9		09:36:39.133		
2-	19.768	114.1	25.473	11.882	159.7	11.138	24.210	117.7	1:32.471	96.83	1.245	09:38:11.604
3-	19.672	118.7	25.445	11.821	159.0	11.411	24.005	118.1	1:32.354	96.95	1.128	09:39:43.958
4-	19.477	118.5	24.983	11.621	161.3	11.028	24.117	118.3	1:31.226 (1)	98.15		09:41:15.184
5-	19.432	118.3	24.976	11.681	161.3	11.054	24.156	119.1	1:31.299 (2)	98.07	0.073	09:42:46.483
6-	19.741	114.1	25.569	12.420	144.3	11.909	IN PIT		1:33.158 P	96.12	1.932	09:44:19.641
7-	OUTLAP	112.5	25.866	11.975	159.0	11.222	24.075	117.7	5:32.262	26.94	4:01.036	09:49:51.903
8-	19.525	119.1	25.262	11.820	159.7	11.102	23.999	117.5	1:31.708 (3)	97.64	0.482	09:51:23.611
9-	19.708	119.6	25.327	11.773	159.7	11.002	23.965	118.3	1:31.775	97.56	0.549	09:52:55.386
10-	19.656	117.3	25.245	11.946	159.0	11.090	24.106	118.3	1:32.043	97.28	0.817	09:54:27.429
11-	19.818	115.5	25.260	11.929	160.9	11.120	23.980	118.1	1:32.107	97.21	0.881	09:55:59.536

P27 6		Michael DUNLOP					Honda - Crendon Honda by Hawk Racing					
IDEAL LAP TIME : 1:31.679		BEST LAP TIME : 1:31.790					DIFFERENCE : 0.111					
LAP	SECTOR 1	SECTOR 2	SECTOR 3	SECTOR 4	SECTOR 5	LAP TIME	MPH	DIFF	TIME OF DAY			
1-	OUTLAP	102.6	27.674	12.320	158.6	12.433	25.351	113.7				09:36:47.802
2-	20.135	111.6	26.213	11.986	162.8	11.430	24.647	115.9	1:34.411	94.84	2.621	09:38:22.213
3-	19.729	115.1	25.650	11.932	159.7	11.581	29.338	118.1	1:38.230	91.15	6.440	09:40:00.443
4-	19.610	117.7	25.298	11.801	163.2	11.344	24.357	115.7	1:32.410 (3)	96.89	0.620	09:41:32.853
5-	20.041	110.7	25.637	11.729	157.9	11.707	24.082	117.7	1:33.196	96.08	1.406	09:43:06.049
6-	19.589	115.1	25.427	11.707	161.7	11.297	24.515	118.5	1:32.535	96.76	0.745	09:44:38.584
7-	19.835	111.1	27.109	12.118	148.4	11.942	25.321	118.1	1:36.325	92.96	4.535	09:46:14.909
8-	19.685	113.1	25.352	11.723	162.4	11.257	23.994	116.9	1:32.011 (2)	97.31	0.221	09:47:46.920
9-	19.545	117.3	25.261	11.657	162.8	11.222	24.105	116.9	1:31.790 (1)	97.55		09:49:18.710
10-	22.415	109.1	26.550	12.154	158.2	11.628	IN PIT		1:35.370 P	93.89	3.580	09:50:54.080

MCRCB BULLETIN TK111

2023 Bennetts British Superbike Championship - Round 10

2023 Bennetts British Superbike Championship with Pirelli

FREE PRACTICE 3 - BEST SECTORS

SECTOR 1		SECTOR 2		SECTOR 3		SECTOR 4		SECTOR 5		IDEAL / BEST COMPARISON											
POS	NO	TIME	NO	TIME	NO	TIME	NO	TIME	NO	TIME	POS	NO	NAME	IDEAL	BEST	DIFF					
														PERFECT LAP	1:27.333						
1	77	RYD	18.774	91	HAS	23.975	18	IRW	11.305	77	RYD	10.402	91	HAS	22.877	1	91	HASLAM	1:27.615	1:27.951	0.336
2	7	VIC	18.862	77	RYD	24.128	91	HAS	11.322	86	NES	10.546	77	RYD	22.918	2	77	RYDE	1:27.650	1:27.942	0.292
3	30	COO	18.888	7	VIC	24.150	7	VIC	11.337	91	HAS	10.552	7	VIC	22.926	3	7	VICKERS	1:27.851	1:27.917	0.066
4	91	HAS	18.889	22	O'H	24.216	25	BRO	11.355	7	VIC	10.576	46	BRI	22.942	4	86	NESBITT	1:28.257	1:28.257	0.000
5	22	O'H	18.891	59	CAN	24.259	86	NES	11.414	2	IRW	10.645	2	IRW	22.992	5	22	O'HALLORAN	1:28.290	1:28.291	0.001
6	60	HIC	18.895	12	MOS	24.283	74	TOD	11.415	22	O'H	10.648	21	IDD	23.032	6	2	IRWIN	1:28.376	1:28.725	0.349
7	86	NES	18.923	86	NES	24.319	22	O'H	11.427	46	BRI	10.648	86	NES	23.055	7	46	BRIDEWELL	1:28.525	1:28.584	0.059
8	79	STA	18.938	2	IRW	24.329	77	RYD	11.428	21	IDD	10.660	79	STA	23.087	8	79	STACEY	1:28.693	1:28.811	0.118
9	2	IRW	18.958	60	HIC	24.336	12	MOS	11.430	4	KEN	10.669	22	O'H	23.108	9	60	HICKMAN	1:28.712	1:28.864	0.152
10	59	CAN	18.971	30	COO	24.363	59	CAN	11.444	79	STA	10.674	60	HIC	23.205	10	30	COOK	1:28.719	1:29.010	0.291
11	12	MOS	18.987	4	KEN	24.382	2	IRW	11.452	68	NEA	10.678	14	JAC	23.220	11	21	IDDON	1:28.745	1:28.996	0.251
12	18	IRW	18.997	14	JAC	24.404	30	COO	11.461	18	IRW	10.710	4	KEN	23.222	12	59	CANEPA	1:28.812	1:29.087	0.275
13	46	BRI	19.033	18	IRW	24.423	68	NEA	11.462	60	HIC	10.735	30	COO	23.237	13	4	KENNEDY	1:28.913	1:29.029	0.116
14	21	IDD	19.040	8	BAR	24.423	46	BRI	11.476	14	JAC	10.767	25	BRO	23.251	14	18	IRWIN	1:28.926	1:29.059	0.133
15	8	BAR	19.044	46	BRI	24.426	56	VAL	11.508	30	COO	10.770	59	CAN	23.258	15	12	MOSSEY	1:28.933	1:29.236	0.303
16	74	TOD	19.052	21	IDD	24.436	55	SCO	11.516	54	BOU	10.842	74	TOD	23.366	16	14	JACKSON	1:29.059	1:29.108	0.049
17	75	OLS	19.062	79	STA	24.442	97	PER	11.534	12	MOS	10.859	12	MOS	23.374	17	74	TODD	1:29.219	1:29.730	0.511
18	97	PER	19.070	74	TOD	24.479	4	KEN	11.536	59	CAN	10.880	97	PER	23.438	18	25	BROOKES	1:29.245	1:29.320	0.075
19	4	KEN	19.104	25	BRO	24.486	60	HIC	11.541	75	OLS	10.884	54	BOU	23.461	19	8	BARBERÁ	1:29.481	1:29.605	0.124
20	14	JAC	19.105	97	PER	24.519	54	BOU	11.550	74	TOD	10.907	18	IRW	23.491	20	68	NEAVE	1:29.492	1:29.684	0.192
21	54	BOU	19.114	68	NEA	24.525	79	STA	11.552	8	BAR	10.926	8	BAR	23.506	21	97	PERIE	1:29.497	1:29.647	0.150
22	25	BRO	19.144	54	BOU	24.619	75	OLS	11.559	97	PER	10.936	75	OLS	23.525	22	54	BOURNE	1:29.586	1:29.586	0.000
23	68	NEA	19.145	75	OLS	24.685	14	JAC	11.563	55	SCO	11.002	55	SCO	23.649	23	75	OLSEN	1:29.715	1:29.814	0.099
24	56	VAL	19.316	55	SCO	24.804	21	IDD	11.577	51	ELL	11.002	68	NEA	23.682	24	55	SCOTT	1:30.362	1:30.405	0.043
25	55	SCO	19.391	56	VAL	24.860	8	BAR	11.582	25	BRO	11.009	56	VAL	23.689	25	56	VALLELEY	1:30.416	1:30.561	0.145
26	51	ELL	19.432	51	ELL	24.976	51	ELL	11.621	56	VAL	11.043	51	ELL	23.965	26	51	ELLIOTT	1:30.996	1:31.226	0.230
27	6	DUN	19.545	6	DUN	25.261	6	DUN	11.657	6	DUN	11.222	6	DUN	23.994	27	6	DUNLOP	1:31.679	1:31.790	0.111

MCRCB BULLETIN TK112**2023 Bennetts British Superbike Championship - Round 10****2023 Bennetts British Superbike Championship with Pirelli****FREE PRACTICE 3 - BEST SPEEDS**

POS	INTERMEDIATE 1		INTERMEDIATE 2		INTERMEDIATE 3		INTERMEDIATE 4		FINISH LINE			
	NO	NAME	MPH	NO	NAME	MPH	NO	NAME	MPH	NO	NAME	MPH
1	91	HASLAM	128.5			2	IRWIN	169.8		2	IRWIN	124.5
2	60	HICKMAN	127.0			25	BROOKES	169.4		21	IDDON	122.4
3	77	RYDE	126.8			74	TODD	169.0		14	JACKSON	122.2
4	22	O'HALLORAN	125.9			91	HASLAM	168.1		91	HASLAM	122.0
5	79	STACEY	125.4			46	BRIDEWELL	168.1		30	COOK	122.0
6	7	VICKERS	125.2			59	CANEPA	168.1		46	BRIDEWELL	121.7
7	59	CANEPA	125.2			18	IRWIN	167.7		77	RYDE	121.5
8	30	COOK	124.9			30	COOK	167.3		18	IRWIN	121.5
9	74	TODD	124.7			77	RYDE	166.9		79	STACEY	121.3
10	8	BARBERÁ	124.5			7	VICKERS	166.1		12	MOSSEY	121.3
11	4	KENNEDY	124.2			12	MOSSEY	166.1		25	BROOKES	121.1
12	86	NESBITT	124.0			86	NESBITT	165.6		55	SCOTT	121.1
13	21	IDDON	123.8			60	HICKMAN	165.2		86	NESBITT	120.9
14	18	IRWIN	123.8			21	IDDON	165.2		54	BOURNE	120.6
15	68	NEAVE	123.8			8	BARBERÁ	165.2		59	CANEPA	120.4
16	56	VALLELEY	123.1			55	SCOTT	165.2		75	OLSEN	120.4
17	12	MOSSEY	122.9			22	O'HALLORAN	164.8		74	TODD	120.2
18	2	IRWIN	122.6			54	BOURNE	164.8		4	KENNEDY	120.0
19	25	BROOKES	122.2			14	JACKSON	164.4		8	BARBERÁ	119.8
20	46	BRIDEWELL	121.7			97	PERIE	164.4		97	PERIE	119.6
21	54	BOURNE	121.3			79	STACEY	163.6		56	VALLELEY	119.6
22	55	SCOTT	119.6			68	NEAVE	163.6		7	VICKERS	119.4
23	51	ELLIOTT	119.6			6	DUNLOP	163.2		68	NEAVE	119.4
24	14	JACKSON	119.1			75	OLSEN	162.8		22	O'HALLORAN	119.1
25	97	PERIE	119.1			56	VALLELEY	162.8		51	ELLIOTT	119.1
26	75	OLSEN	117.9			4	KENNEDY	162.4		60	HICKMAN	118.9
27	6	DUNLOP	117.7			51	ELLIOTT	161.3		6	DUNLOP	118.5

MCRCB BULLETIN TK113

2023 Bennetts British Superbike Championship - Round 10

2023 Bennetts British Superbike Championship with Pirelli

FREE PRACTICE 3 - STATISTICS

Competitors Started 27
Planned Start 2023-09-30 @ 09:35:00.000
Actual Start 2023-09-30 @ 09:35:00.587
Finish Time 2023-09-30 @ 09:55:00.587
Track Length 2.4873mi.
Total Laps 296
Total Distance Covered 736.2552mi.

Session Fastest Lap History

NO	CL	NAME	LAP TIME	TIME OF DAY	LAP	VEHICLE
91		Leon HASLAM	1:29.165	09:38:05.493	2	BMW
91		Leon HASLAM	1:28.637	09:39:34.130	3	BMW
77		Kyle RYDE	1:28.114	09:40:31.291	3	Yamaha
91		Leon HASLAM	1:28.110	09:41:02.240	4	BMW
77		Kyle RYDE	1:27.942	09:41:59.233	4	Yamaha
7		Ryan VICKERS	1:27.917	09:45:03.872	6	Yamaha

Flag History

TYPE	TIME OF DAY
GREEN	09:35:00.587
FINISH	09:55:00.587

Flag Statistics

TYPE	COUNT	TOTAL LAPS	TOTAL TIME
Green	1	14	23:16.235
Red	0	0	0.000
Safety Car	0	0	0.000
FCY	0	0	0.000

MCRCB BULLETIN TK113

2023 Bennetts British Superbike Championship - Round 10

2023 Bennetts British Superbike Championship with Pirelli

FREE PRACTICE 3 - STATISTICS

CLASS :

25 Starters

Fastest Lap History

NO	NAME	LAP TIME	TIME OF DAY	LAP	VEHICLE
91	Leon HASLAM	1:29.165	09:38:05.493	2	BMW
91	Leon HASLAM	1:28.637	09:39:34.130	3	BMW
77	Kyle RYDE	1:28.114	09:40:31.291	3	Yamaha
91	Leon HASLAM	1:28.110	09:41:02.240	4	BMW
77	Kyle RYDE	1:27.942	09:41:59.233	4	Yamaha
7	Ryan VICKERS	1:27.917	09:45:03.872	6	Yamaha

MCRCB BULLETIN TK113

2023 Bennetts British Superbike Championship - Round 10

2023 Bennetts British Superbike Championship with Pirelli

FREE PRACTICE 3 - STATISTICS

CLASS : P

2 Starters

Fastest Lap History

NO	NAME	LAP TIME	TIME OF DAY	LAP	VEHICLE
54	Franco BOURNE	1:32.100	09:38:12.079	2	Honda
75	Alex OLSEN	1:30.882	09:39:49.987	3	Honda
54	Franco BOURNE	1:30.691	09:48:36.290	7	Honda
54	Franco BOURNE	1:29.586	09:50:05.876	8	Honda

MCRCB BULLETIN TK114

2023 Bennetts British Superbike Championship - Round 10

2023 Bennetts British Superbike Championship with Pirelli

FREE PRACTICE 3 - SESSION NOTES

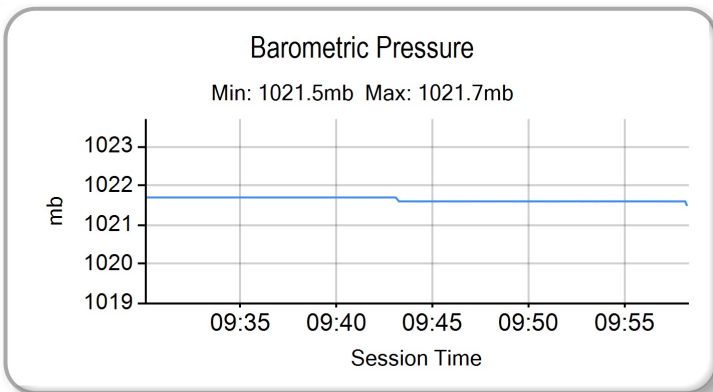
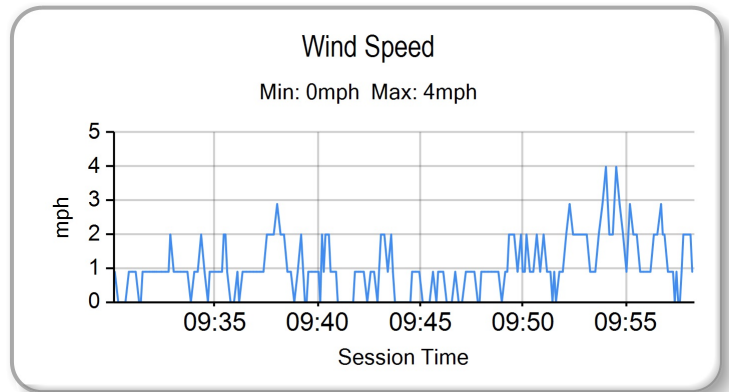
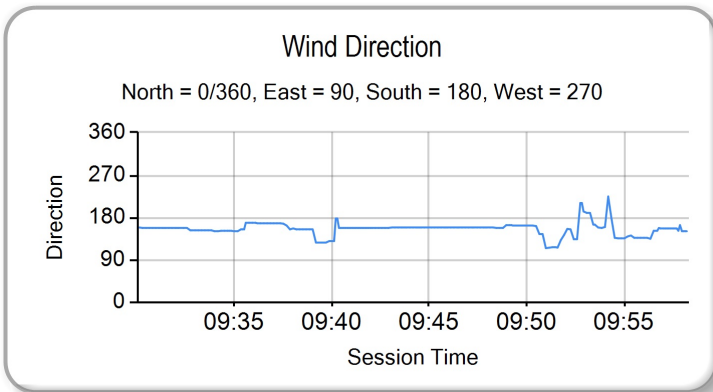
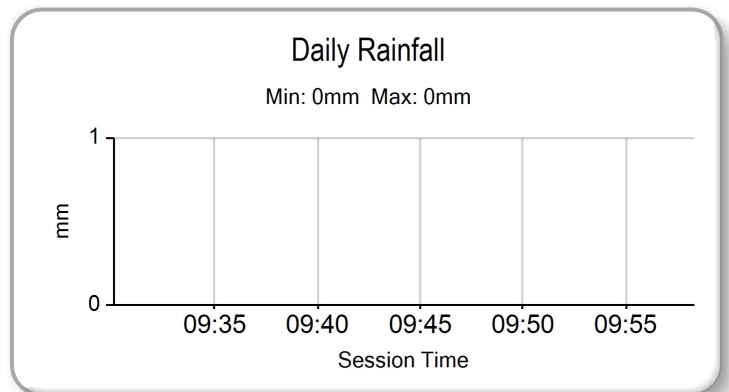
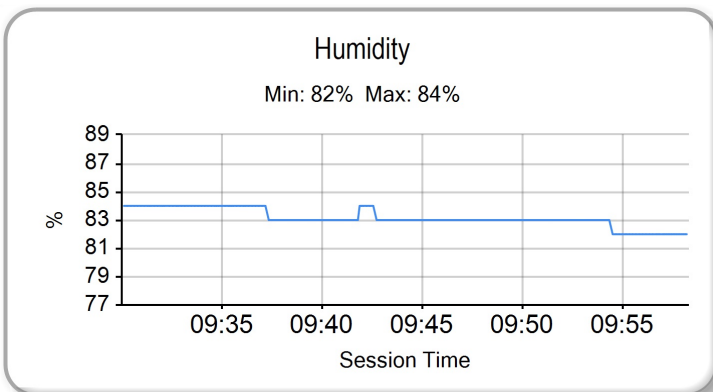
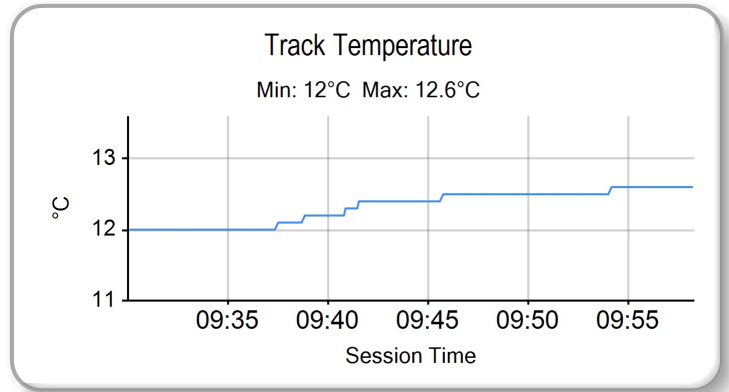
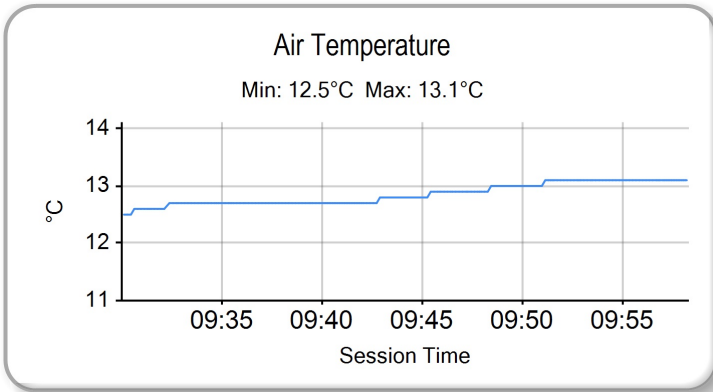
TIME	MESSAGE
09:32:00	TIME TO PITLANE OPEN: 3 MINUTES
09:33:01	TIME TO PITLANE OPEN: 2 MINUTES
09:34:09	TIME TO PITLANE OPEN: 1 MINUTE
09:39:58	NO. 56 - COURSE CUT T9/T10 - LAP TIME CANCELLED
09:42:53	NO.8 FALLER AT T9/10 ESSES - RIDER BEING ASSESSED
09:43:38	UPDATE: NO.8 - RIDER TO MEDICAL CENTRE
09:47:57	TEST
09:50:41	NO.59 EXCEEDED TRACK LIMITS T10 - LAST LAP TIME CANCELLED
09:53:10	NO. 54 & 25 - COURSE CUT T9/T10 - LAP TIME CANCELLED
09:54:07	NO.86 EXCEEDED TRACK LIMITS T10 - LAST LAP TIME CANCELLED

MCRCB BULLETIN TK115

2023 Bennetts British Superbike Championship - Round 10

2023 Bennetts British Superbike Championship with Pirelli

FREE PRACTICE 3 - WEATHER CONDITIONS



MCRCB BULLETIN TK116

2023 Bennetts British Superbike Championship - Round 10

2023 Bennetts British Superbike Championship with Pirelli

FREE PRACTICE - COMBINED CLASSIFICATION



POS	NO	CL	PIC NAME	NAT	FIRST		SECOND		THIRD		GAP	DIFF
					TIME	LAPS	TIME	LAPS	TIME	LAPS		
1	77		1 Kyle RYDE	GBR	1:28.411	19	1:27.906	16	1:27.942	10		
2	7		2 Ryan VICKERS	GBR	1:28.790	19	1:27.955	20	1:27.917	8	0.011	0.011
3	91		3 Leon HASLAM	GBR	1:28.940	16	1:28.252	16	1:27.951	11	0.045	0.034
4	2		4 Glenn IRWIN	GBR	1:28.783	18	1:28.030	20	1:28.725	14	0.124	0.079
5	22		5 Jason O'HALLORAN	AUS	1:28.866	19	1:28.125	18	1:28.291	13	0.219	0.095
6	86		6 Charlie NESBITT	GBR	1:29.163	22	1:28.271	21	1:28.257	13	0.351	0.132
7	14		7 Lee JACKSON	GBR	1:29.359	18	1:28.350	18	1:29.108	10	0.444	0.093
8	8		8 Héctor BARBERÁ	ESP	1:30.129	18	1:28.524	20	1:29.605	4	0.618	0.174
9	21		9 Christian IDDON	GBR	1:29.611	21	1:28.559	22	1:28.996	14	0.653	0.035
10	46		10 Tommy BRIDEWELL	GBR	1:29.049	19	1:28.651	15	1:28.584	11	0.678	0.025
11	30		11 Max COOK	GBR	1:29.911	17	1:28.604	18	1:29.010	14	0.698	0.020
12	60		12 Peter HICKMAN	GBR	1:29.132	19	1:28.676	18	1:28.864	9	0.770	0.072
13	79		13 Storm STACEY	GBR	1:29.948	11	1:29.089	17	1:28.811	12	0.905	0.135
14	12		14 Luke MOSSEY	GBR	1:29.661	18	1:28.824	18	1:29.236	12	0.918	0.013
15	74		15 Davey TODD	GBR	1:29.551	18	1:28.933	23	1:29.730	13	1.027	0.109
16	4		16 Jack KENNEDY	IRL	1:33.183	3	1:28.943	19	1:29.029	11	1.037	0.010
17	59		17 Niccoló CANEPA	ITA	1:30.070	19	1:29.028	19	1:29.087	13	1.122	0.085
18	25		18 Josh BROOKES	AUS	1:29.236	18	1:29.033	16	1:29.320	9	1.127	0.005
19	18		19 Andrew IRWIN	GBR	1:30.493	18	1:29.404	15	1:29.059	11	1.153	0.026
20	75	P	1 Alex OLSEN	GBR	1:30.450	17	1:29.257	16	1:29.814	10	1.351	0.198
21	54	P	2 Franco BOURNE	GBR	1:30.869	16	1:30.548	18	1:29.586	10	1.680	0.329
22	97		20 Bradley PERIE	GBR	1:31.563	17	1:29.893	20	1:29.647	13	1.741	0.061
23	68		21 Tom NEAVE	GBR	1:31.622	19	1:29.710	16	1:29.684	11	1.778	0.037
24	55		22 Jack SCOTT	GBR	1:31.179	17	1:29.874	15	1:30.405	8	1.968	0.190
25	56		23 Louis VALLELEY	GBR	1:32.460	18	1:30.889	18	1:30.561	11	2.655	0.687
26	51		24 Brayden ELLIOTT	AUS	1:31.647	19	1:30.992	16	1:31.226	11	3.086	0.431
27	6		25 Michael DUNLOP	GBR	1:32.299	17	1:32.088	18	1:31.790	10	3.884	0.798

QUALIFYING LAPTIME (107.0% of 1:27.906) = 1:34.059

Weather / Track : Cloudy / Dry

Donington Park GP: 2.4873 miles

These results are provisional until the conclusion of any judicial and technical matters.

Race Director : Stuart Higgs

Stewards :

Timekeeper :

S. Higgs

R. EVANS

Digitally Approved at 10:13 Saturday, 30 September 2023

Digitally Approved at 10:04 Saturday, 30 September 2023

Results can be found at www.britishsuperbike.com

Printed - 10:01 Saturday, 30 September 2023



MCRCB BULLETIN TK117

2023 Bennetts British Superbike Championship - Round 10

2023 Bennetts British Superbike Championship with Pirelli

QUALIFYING - Q1 - START LIST



NO	NAME	NAT	ENTRY
4	Jack KENNEDY	IRL	Yamaha - Mar-Train Racing Yamaha
6	Michael DUNLOP	GBR	Honda - Crendon Honda by Hawk Racing
18	Andrew IRWIN	GBR	Honda - Honda Racing UK
25	Josh BROOKES	AUS	BMW - FHO Racing BMW Motorrad
51	Brayden ELLIOTT	AUS	Kawasaki - DAO Racing Kawasaki
54	Franco BOURNE	GBR	Honda - Marvel HCL Motorsport
55	Jack SCOTT	GBR	Kawasaki - Rapid CDH Racing Kawasaki
56	Louis VALLELEY	GBR	Kawasaki - Rapid CDH Racing Kawasaki
59	Niccoló CANEPA	ITA	Yamaha - McAMS Yamaha
68	Tom NEAVE	GBR	Honda - Honda Racing UK
74	Davey TODD	GBR	BMW - Milwaukee BMW Motorrad
75	Alex OLSEN	GBR	Honda - Cumins by Team IWR Honda
79	Storm STACEY	GBR	Kawasaki - Starline Racing Kawasaki
97	Bradley PERIE	GBR	Kawasaki - Lee Hardy Racing Kawasaki

Total Competitors: 14

QUALIFYING - Q2 - START LIST

NO	NAME	NAT	ENTRY
2	Glenn IRWIN	GBR	Ducati - BeerMonster Ducati
7	Ryan VICKERS	GBR	Yamaha - LAMI OMG Racing Yamaha
12	Luke MOSSEY	GBR	BMW - Tactix by Lloyd & Jones BMW
14	Lee JACKSON	GBR	Kawasaki - Cheshire Mouldings Kawasaki
21	Christian IDDON	GBR	Ducati - Oxford Products Racing Ducati
22	Jason O'HALLORAN	AUS	Yamaha - McAMS Yamaha
30	Max COOK	GBR	Kawasaki - Cheshire Mouldings Kawasaki
46	Tommy BRIDEWELL	GBR	Ducati - BeerMonster Ducati
60	Peter HICKMAN	GBR	BMW - FHO Racing BMW Motorrad
77	Kyle RYDE	GBR	Yamaha - LAMI OMG Racing Yamaha
86	Charlie NESBITT	GBR	Honda - MasterMac Honda by Hawk Racing
91	Leon HASLAM	GBR	BMW - ROKIT BMW Motorrad Team
	POSITION 1 FROM RESULT OF Q1		
	POSITION 2 FROM RESULT OF Q1		
	POSITION 3 FROM RESULT OF Q1		
	POSITION 4 FROM RESULT OF Q1		
	POSITION 5 FROM RESULT OF Q1		
	POSITION 6 FROM RESULT OF Q1		

Total Competitors: 18

#8 Hector Barbera declared unfit for the weekend - #12 Luke Mossey moves direct to Q2.

Donington Park GP: 2.4873 miles

Results can be found at www.britishsuperbike.com

Printed - 10:05 Saturday, 30 September 2023



MCRCB BULLETIN TK151

2023 Bennetts British Superbike Championship - Round 10

2023 Bennetts British Superbike Championship with Pirelli

QUALIFYING - Q1 - CLASSIFICATION



POS	NO	CL	PIC NAME	NAT	ENTRY	TIME	ON	LAPS	GAP	DIFF	MPH
1	59	1	Niccoló CANEPA	ITA	Yamaha - McAMS Yamaha	1:28.469	3	7			101.21
2	74	2	Davey TODD	GBR	BMW - Milwaukee BMW Motorrad	1:28.978	5	7	0.509	0.509	100.63
3	79	3	Storm STACEY	GBR	Kawasaki - Starline Racing Kawasaki	1:28.989	5	7	0.520	0.011	100.62
4	18	4	Andrew IRWIN	GBR	Honda - Honda Racing UK	1:29.033	8	8	0.564	0.044	100.57
5	97	5	Bradley PERIE	GBR	Kawasaki - Lee Hardy Racing Kawasaki	1:29.223	3	7	0.754	0.190	100.36
6	25	6	Josh BROOKES	AUS	BMW - FHO Racing BMW Motorrad	1:29.224	3	8	0.755	0.001	100.35
7	75 P	1	Alex OLSEN	GBR	Honda - Cumins by Team IWR Honda	1:29.247	8	8	0.778	0.023	100.33
8	68	7	Tom NEAVE	GBR	Honda - Honda Racing UK	1:29.274	6	8	0.805	0.027	100.30
9	4	8	Jack KENNEDY	IRL	Yamaha - Mar-Train Racing Yamaha	1:29.392	8	8	0.923	0.118	100.17
10	55	9	Jack SCOTT	GBR	Kawasaki - Rapid CDH Racing Kawasaki	1:29.804	6	7	1.335	0.412	99.71
11	54 P	2	Franco BOURNE	GBR	Honda - Marvel HCL Motorsport	1:30.156	6	8	1.687	0.352	99.32
12	56	10	Louis VALLELEY	GBR	Kawasaki - Rapid CDH Racing Kawasaki	1:30.158	7	8	1.689	0.002	99.31
13	6	11	Michael DUNLOP	GBR	Honda - Crendon Honda by Hawk Racing	1:31.359	4	8	2.890	1.201	98.01
14	51	12	Brayden ELLIOTT	AUS	Kawasaki - DAO Racing Kawasaki	1:31.373	6	6	2.904	0.014	97.99

QUALIFYING LAPTIME (107.0% of 1:28.469) = 1:34.661

Weather / Track : Cloudy / Dry

These results are provisional until the conclusion of any judicial and technical matters.

Donington Park GP: 2.4873 miles

Date: 30/09/2023 Start: 11:45 Finish: 11:57

Race Director : Stuart Higgs

Stewards :

Timekeeper : Richard Evans

S. Higgs

R. EVANS

Digitally Approved at 12:04 Saturday, 30 September 2023

Digitally Approved at 12:04 Saturday, 30 September 2023

Results can be found at www.britishsuperbike.com

Printed - 11:59 Saturday, 30 September 2023



MCRCB BULLETIN TK152

2023 Bennetts British Superbike Championship - Round 10

2023 Bennetts British Superbike Championship with Pirelli

QUALIFYING - Q1 - SECTOR ANALYSIS



SECTOR 1 = FL to I1, SECTOR 2 = I1 to I2, SECTOR 3 = I2 to I3, SECTOR 4 = I3 to I4, SECTOR 5 = I4 to FL, DIFF = Difference To Personal Best Lap, P = Crossed Finish Line in Pit Lane, D = Time Disallowed

P1		59 Niccoló CANEPA					Yamaha - McAMS Yamaha					
IDEAL LAP TIME : 1:28.365		BEST LAP TIME : 1:28.469					DIFFERENCE : 0.104					
LAP	SECTOR 1	SECTOR 2	SECTOR 3	SECTOR 4	SECTOR 5	LAP TIME	MPH	DIFF	TIME OF DAY			
1-	OUTLAP	99.1	26.598	11.988	164.4	11.834	24.312	118.1		11:48:06.523		
2-	19.109	125.4	24.512	11.458	164.4	10.958	23.179	119.1	1:29.216	100.36	0.747	11:49:35.739
3-	18.876	124.7	24.379	11.484	165.2	10.822	22.908	120.0	1:28.469 (1)	101.21		11:51:04.208
4-	19.010	125.9	24.301	11.514	165.6	10.883	24.682	120.2	1:30.390	99.06	1.921	11:52:34.598
5-	18.922	124.0	24.322	11.506	164.8	10.936	23.051	120.0	1:28.737 (2)	100.91	0.268	11:54:03.335
6-	18.984	122.0	24.374	11.505	165.2	10.836	23.179	117.1	1:28.878 (3)	100.74	0.409	11:55:32.213
7-	22.822	114.5	26.789	11.669	164.4	11.287	IN PIT		1:34.950 P	94.30	6.481	11:57:07.163

P2		74 Davey TODD					BMW - Milwaukee BMW Motorrad					
IDEAL LAP TIME : 1:28.853		BEST LAP TIME : 1:28.978					DIFFERENCE : 0.125					
LAP	SECTOR 1	SECTOR 2	SECTOR 3	SECTOR 4	SECTOR 5	LAP TIME	MPH	DIFF	TIME OF DAY			
1-	OUTLAP	96.9	28.869	12.748	155.3	12.754	IN PIT		P			11:47:46.014
2-	OUTLAP	114.5	25.243	11.555	164.4	11.459	23.802	118.7	3:12.432	46.53	1:43.454	11:50:58.446
3-	19.102	121.7	24.613	11.437	167.3	11.147	23.351	116.7	1:29.650	99.88	0.672	11:52:28.096
4-	19.058	123.5	24.429	11.365	168.1	10.916	23.290	119.4	1:29.058 (2)	100.54	0.080	11:53:57.154
5-	19.078	122.2	24.397	11.428	167.3	10.862	23.213	120.2	1:28.978 (1)	100.63		11:55:26.132
6-	19.135	121.1	24.458	11.414	168.1	10.898	23.216	119.8	1:29.121 (3)	100.47	0.143	11:56:55.253
7-	19.016	123.5	24.545	11.415	167.3	10.909	23.278	119.6	1:29.163	100.42	0.185	11:58:24.416

P3		79 Storm STACEY					Kawasaki - Starline Racing Kawasaki					
IDEAL LAP TIME : 1:28.836		BEST LAP TIME : 1:28.989					DIFFERENCE : 0.153					
LAP	SECTOR 1	SECTOR 2	SECTOR 3	SECTOR 4	SECTOR 5	LAP TIME	MPH	DIFF	TIME OF DAY			
1-	OUTLAP	108.5	26.508	11.878	162.4	11.468	26.822	119.8				11:48:10.208
2-	19.122	124.5	24.372	11.471	162.8	10.983	23.459	120.2	1:29.407 (3)	100.15	0.418	11:49:39.615
3-	18.899	125.2	24.515	11.517	163.6	10.881	23.378	120.9	1:29.190 (2)	100.39	0.201	11:51:08.805
4-	18.938	120.6	25.005	11.491	164.4	11.178	23.575	121.5	1:30.187	99.28	1.198	11:52:38.992
5-	18.840	128.3	24.498	11.449	164.0	10.908	23.294	120.0	1:28.989 (1)	100.62		11:54:07.981
6-	19.067	122.4	24.618	11.650	162.4	10.961	23.386	120.2	1:29.682	99.84	0.693	11:55:37.663
7-	18.927	125.6	24.661	11.479	162.8	11.006	23.449	121.1	1:29.522	100.02	0.533	11:57:07.185

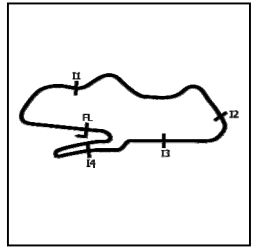
P4		18 Andrew IRWIN					Honda - Honda Racing UK					
IDEAL LAP TIME : 1:28.984		BEST LAP TIME : 1:29.033					DIFFERENCE : 0.049					
LAP	SECTOR 1	SECTOR 2	SECTOR 3	SECTOR 4	SECTOR 5	LAP TIME	MPH	DIFF	TIME OF DAY			
1-	OUTLAP	103.2	28.110	12.255	157.1	12.606	25.671	115.5				11:47:29.819
2-	20.194	114.1	25.970	11.766	163.2	11.673	24.333	117.9	1:33.936	95.32	4.903	11:49:03.755
3-	19.435	119.4	25.538	11.504	164.4	11.272	23.918	119.6	1:31.667	97.68	2.634	11:50:35.422
4-	19.131	121.3	24.793	11.424	164.8	10.998	23.590	120.4	1:29.936	99.56	0.903	11:52:05.358
5-	19.008	119.6	24.633	11.393	164.0	10.911	23.435	120.6	1:29.380 (2)	100.18	0.347	11:53:34.738
6-	19.063	123.3	25.947	11.516	162.0	11.189	24.043	120.9	1:31.758	97.58	2.725	11:55:06.496
7-	19.181	121.5	24.629	11.411	164.8	10.761	23.531	119.1	1:29.513 (3)	100.03	0.480	11:56:36.009
8-	19.041	123.8	24.492	11.368	165.2	10.777	23.355	119.6	1:29.033 (1)	100.57		11:58:05.042

P5		97 Bradley PERIE					Kawasaki - Lee Hardy Racing Kawasaki					
IDEAL LAP TIME : 1:29.077		BEST LAP TIME : 1:29.223					DIFFERENCE : 0.146					
LAP	SECTOR 1	SECTOR 2	SECTOR 3	SECTOR 4	SECTOR 5	LAP TIME	MPH	DIFF	TIME OF DAY			
1-	OUTLAP	101.9	27.576	11.792	160.9	11.680	24.192	117.7				11:48:12.643
2-	19.377	115.9	24.933	11.525	162.8	11.107	23.561	119.4	1:30.503 (3)	98.94	1.280	11:49:43.146
3-	19.047	117.3	24.375	11.324	164.0	11.052	23.425	118.3	1:29.223 (1)	100.36		11:51:12.369
4-	20.025	117.7	25.521	11.728	160.1	11.293	24.895	117.9	1:33.462	95.80	4.239	11:52:45.831
5-	19.112	118.7	24.391	11.459	163.6	10.962	23.369	118.3	1:29.293 (2)	100.28	0.070	11:54:15.124
6-	20.990	108.9	28.567	11.977	157.1	11.797	24.528	117.7	1:37.859	91.50	8.636	11:55:52.983
7-	19.233	113.9	24.831	11.731	161.3	11.237	IN PIT		1:28.789 P	100.85		11:57:21.772

2023 Bennetts British Superbike Championship - Round 10

2023 Bennetts British Superbike Championship with Pirelli

QUALIFYING - Q1 - SECTOR ANALYSIS



SECTOR 1 = FL to I1, SECTOR 2 = I1 to I2, SECTOR 3 = I2 to I3, SECTOR 4 = I3 to I4, SECTOR 5 = I4 to FL, DIFF = Difference To Personal Best Lap, P = Crossed Finish Line in Pit Lane, D = Time Disallowed

P6		25		Josh BROOKES			BMW - FHO Racing BMW Motorrad				
IDEAL LAP TIME : 1:28.894		BEST LAP TIME : 1:29.224			DIFFERENCE : 0.330						
LAP	SECTOR 1	SECTOR 2	SECTOR 3	SECTOR 4	SECTOR 5	LAP TIME	MPH	DIFF	TIME OF DAY		
1-	OUTLAP	98.8	26.953	11.785 164.8	11.734	24.344 121.5			11:46:39.121		
2-	19.300	118.9	25.396	11.425 168.1	11.195	23.383 121.7	1:30.699	98.72	1.475	11:48:09.820	
3-	19.020	120.9	24.725	11.387 168.1	10.943	23.149 122.2	1:29.224 (1)	100.35		11:49:39.044	
4-	19.131	120.2	24.718	11.426 167.7	11.011	23.172 122.9	1:29.458	100.09	0.234	11:51:08.502	
5-	19.160	117.9	24.857	11.467 169.0	11.271	23.242 121.7	1:29.997	99.49	0.773	11:52:38.499	
6-	19.084	123.8	24.636	11.373 168.6	10.847	23.303 115.9	1:29.243 (2)	100.33	0.019	11:54:07.742	
7-	19.169	122.6	24.555	11.589 167.7	10.994	23.324 122.9	1:29.631	99.90	0.407	11:55:37.373	
8-	19.005	124.7	24.664	11.453 167.3	11.101	23.114 122.0	1:29.337 (3)	100.23	0.113	11:57:06.710	

P7		75 P		Alex OLSEN			Honda - Cumins by Team IWR Honda				
IDEAL LAP TIME : 1:29.077		BEST LAP TIME : 1:29.247			DIFFERENCE : 0.170						
LAP	SECTOR 1	SECTOR 2	SECTOR 3	SECTOR 4	SECTOR 5	LAP TIME	MPH	DIFF	TIME OF DAY		
1-	OUTLAP	97.6	29.353	12.251 159.0	12.245	25.952 117.5			11:47:30.226		
2-	20.057	110.0	25.872	11.793 160.9	11.572	24.626 118.7	1:33.920	95.34	4.673	11:49:04.146	
3-	19.303	117.9	25.429	11.662 162.0	11.161	24.119 119.8	1:31.674	97.67	2.427	11:50:35.820	
4-	19.109	116.9	24.716	11.579 160.1	11.086	23.620 118.9	1:30.110	99.37	0.863	11:52:05.930	
5-	19.074	121.3	24.510	11.470 160.9	10.975	23.606 117.7	1:29.635 (3)	99.89	0.388	11:53:35.565	
6-	19.079	121.5	24.688	11.535 160.1	10.863	23.387 119.4	1:29.552 (2)	99.99	0.305	11:55:05.117	
7-	21.736	113.9	25.003	11.559 160.1	10.933	23.482 119.1	1:32.713	96.58	3.466	11:56:37.830	
8-	19.195	119.6	24.542	11.487 160.5	10.789	23.234 118.7	1:29.247 (1)	100.33		11:58:07.077	

P8		68		Tom NEAVE			Honda - Honda Racing UK				
IDEAL LAP TIME : 1:28.966		BEST LAP TIME : 1:29.274			DIFFERENCE : 0.308						
LAP	SECTOR 1	SECTOR 2	SECTOR 3	SECTOR 4	SECTOR 5	LAP TIME	MPH	DIFF	TIME OF DAY		
1-	OUTLAP	94.9	29.681	12.875 154.2	12.292	26.209 113.7			11:47:52.600		
2-	20.627	112.2	25.833	11.623 160.5	11.172	24.162 118.7	1:33.417	95.85	4.143	11:49:26.017	
3-	19.294	120.0	24.792	11.470 161.7	10.912	23.746 119.1	1:30.214	99.25	0.940	11:50:56.231	
4-	19.208	121.3	24.824	11.427 162.4	10.846	23.675 119.1	1:29.980	99.51	0.706	11:52:26.211	
5-	19.201	122.2	24.598	11.363 162.8	10.789	23.631 120.4	1:29.582	99.95	0.308	11:53:55.793	
6-	19.116	125.2	24.439	11.342 162.8	10.786	23.591 120.4	1:29.274 (1)	100.30		11:55:25.067	
7-	19.088	123.1	24.351	11.390 164.8	10.931	23.732 118.3	1:29.492 (2)	100.05	0.218	11:56:54.559	
8-	19.316	124.5	24.544	11.449 162.0	10.747	23.438 120.2	1:29.494 (3)	100.05	0.220	11:58:24.053	

P9		4		Jack KENNEDY			Yamaha - Mar-Train Racing Yamaha				
IDEAL LAP TIME : 1:29.226		BEST LAP TIME : 1:29.392			DIFFERENCE : 0.166						
LAP	SECTOR 1	SECTOR 2	SECTOR 3	SECTOR 4	SECTOR 5	LAP TIME	MPH	DIFF	TIME OF DAY		
1-	OUTLAP	100.1	27.968	12.527 154.6	12.634	26.942 112.5			11:47:50.549		
2-	20.265	116.7	25.595	11.732 160.5	11.423	24.421 116.9	1:33.436	95.83	4.044	11:49:23.985	
3-	19.738	119.1	24.807	11.731 160.9	11.172	23.870 116.7	1:31.318	98.05	1.926	11:50:55.303	
4-	19.397	121.1	24.598	11.620 160.9	10.964	23.467 117.3	1:30.046	99.44	0.654	11:52:25.349	
5-	19.251	124.5	24.431	11.577 161.7	10.938	23.417 117.9	1:29.614 (3)	99.92	0.222	11:53:54.963	
6-	19.176	121.1	24.383	11.541 159.0	11.147	23.411 117.5	1:29.658	99.87	0.266	11:55:24.621	
7-	19.205	124.7	24.348	11.627 162.0	10.982	23.231 115.9	1:29.393 (2)	100.16	0.001	11:56:54.014	
8-	19.176	123.1	24.429	11.580 161.3	10.930	23.277 116.7	1:29.392 (1)	100.17		11:58:23.406	

P10		55		Jack SCOTT			Kawasaki - Rapid CDH Racing Kawasaki				
IDEAL LAP TIME : 1:29.547		BEST LAP TIME : 1:29.804			DIFFERENCE : 0.257						
LAP	SECTOR 1	SECTOR 2	SECTOR 3	SECTOR 4	SECTOR 5	LAP TIME	MPH	DIFF	TIME OF DAY		
1-	OUTLAP	93.2	30.717	13.295 157.5	12.150	25.112 116.7			11:47:44.746		
2-	19.816	118.9	25.254	11.548 161.7	11.123	23.678 118.9	1:31.419	97.94	1.615	11:49:16.165	
3-	19.396	119.4	24.795	11.451 162.4	11.051	23.682 111.1	1:30.375 (3)	99.08	0.571	11:50:46.540	
4-	20.128	111.8	28.535	16.384 94.3	12.929	30.362 119.6	1:48.338	82.65	18.534	11:52:34.878	
5-	19.111	122.9	24.830	11.455 164.0	10.955	23.475 120.2	1:29.826 (2)	99.68	0.022	11:54:04.704	
6-	19.217	122.4	24.699	11.574 162.8	10.983	23.331 120.0	1:29.804 (1)	99.71		11:55:34.508	
7-	19.457	118.9	28.230	11.926 161.7	11.402	24.732 115.9	1:35.747	93.52	5.943	11:57:10.255	

MCRCB BULLETIN TK152

2023 Bennetts British Superbike Championship - Round 10

2023 Bennetts British Superbike Championship with Pirelli

QUALIFYING - Q1 - SECTOR ANALYSIS



SECTOR 1 = FL to I1, SECTOR 2 = I1 to I2, SECTOR 3 = I2 to I3, SECTOR 4 = I3 to I4, SECTOR 5 = I4 to FL, DIFF = Difference To Personal Best Lap, P = Crossed Finish Line in Pit Lane, D = Time Disallowed

P11	54	P	Franco BOURNE	Honda - Marvel HCL Motorsport					
IDEAL LAP TIME : 1:29.927			BEST LAP TIME : 1:30.156			DIFFERENCE : 0.229			

LAP	SECTOR 1	SECTOR 2	SECTOR 3	SECTOR 4	SECTOR 5	LAP TIME	MPH	DIFF	TIME OF DAY
1-	OUTLAP	102.9	27.048	11.797 162.4	11.969	24.891 117.5			11:46:40.311
2-	19.175	124.0	25.099	11.516 164.8	11.300	23.989 118.1	1:31.079	98.31	0.923 11:48:11.390
3-	19.238	122.4	24.798	11.529 164.8	11.184	23.717 116.7	1:30.466	98.98	0.310 11:49:41.856
4-	19.174	119.6	24.613	11.518 162.4	11.203	23.873 119.1	1:30.381 (3)	99.07	0.225 11:51:12.237
5-	19.064	120.2	24.911	11.569 163.6	11.146	23.723 118.7	1:30.413	99.03	0.257 11:52:42.650
6-	19.057	120.0	24.721	11.574 164.4	11.043	23.761 118.3	1:30.156 (1)	99.32	11:54:12.806
7-	19.184	121.1	24.934	14.549 105.3	12.179	24.582 118.7	1:35.428	93.83	5.272 11:55:48.234
8-	19.269	118.9	24.742	11.548 164.0	11.112	23.698 114.5	1:30.369 (2)	99.08	0.213 11:57:18.603

P12	56	Louis VALLELEY	Kawasaki - Rapid CDH Racing Kawasaki					
IDEAL LAP TIME : 1:30.027			BEST LAP TIME : 1:30.158			DIFFERENCE : 0.131		

LAP	SECTOR 1	SECTOR 2	SECTOR 3	SECTOR 4	SECTOR 5	LAP TIME	MPH	DIFF	TIME OF DAY
1-	OUTLAP	92.0	30.660	13.523 151.8	12.836	27.314 113.7			11:47:07.894
2-	21.174	112.2	26.846	12.178 159.0	11.775	24.752 119.1	1:36.725	92.57	6.567 11:48:44.619
3-	19.755	117.9	25.466	11.682 160.9	11.173	24.031 117.5	1:32.107	97.21	1.949 11:50:16.726
4-	19.415	120.2	24.898	11.584 159.0	11.091	23.533 119.4	1:30.521 (3)	98.92	0.363 11:51:47.247
5-	19.205	121.1	25.868	11.686 159.4	11.120	23.805 119.4	1:31.684	97.66	1.526 11:53:18.931
6-	19.366	121.3	24.931	11.591 160.5	11.024	23.486 119.1	1:30.398 (2)	99.05	0.240 11:54:49.329
7-	19.306	121.1	24.928	11.524 160.1	10.936	23.464 116.3	1:30.158 (1)	99.31	11:56:19.487
8-	20.186	107.0	27.548	15.291 87.2	12.952	32.229 116.9	1:48.206	82.75	18.048 11:58:07.693

P13	6	Michael DUNLOP	Honda - Crendon Honda by Hawk Racing					
IDEAL LAP TIME : 1:31.115			BEST LAP TIME : 1:31.359			DIFFERENCE : 0.244		

LAP	SECTOR 1	SECTOR 2	SECTOR 3	SECTOR 4	SECTOR 5	LAP TIME	MPH	DIFF	TIME OF DAY
1-	OUTLAP	94.6	28.770	12.172 156.0	12.292	26.205 114.5			11:47:30.776
2-	20.128	114.5	25.817	11.653 160.1	11.582	24.638 118.3	1:33.818	95.44	2.459 11:49:04.594
3-	19.569	119.1	25.307	11.542 164.0	11.307	24.032 118.5	1:31.757 (3)	97.58	0.398 11:50:36.351
4-	19.373 120.0	25.312	11.698 162.8	11.145	23.831 116.9	1:31.359 (1)	98.01		11:52:07.710
5-	19.456	120.0	25.224	11.570 162.0	11.213	24.106 116.9	1:31.569 (2)	97.78	0.210 11:53:39.279
6-	19.506	117.1	25.310	11.669 162.8	11.310	24.534 117.5	1:32.329	96.98	0.970 11:55:11.608
7-	19.427	116.7	25.414	11.756 159.0	11.426	24.425 116.1	1:32.448	96.85	1.089 11:56:44.056
8-	19.538	117.9	25.470	11.652 162.8	11.190	23.929 117.9	1:31.779	97.56	0.420 11:58:15.835

P14	51	Brayden ELLIOTT	Kawasaki - DAO Racing Kawasaki					
IDEAL LAP TIME : 1:31.373			BEST LAP TIME : 1:31.373			DIFFERENCE : 0.000		

LAP	SECTOR 1	SECTOR 2	SECTOR 3	SECTOR 4	SECTOR 5	LAP TIME	MPH	DIFF	TIME OF DAY
1-	OUTLAP	99.2	28.028	12.515 151.8	12.876	26.626 114.9			11:47:30.715
2-	20.579	111.8	26.076	12.081 153.9	12.221	IN PIT	1:32.537 P	96.76	1.164 11:49:03.252
3-	OUTLAP	113.5	26.212	11.842 159.0	11.794	24.452 118.7	3:36.449	41.36	2:05.076 11:52:39.701
4-	19.781	118.9	25.179	11.808 159.4	11.376	23.990 118.7	1:32.134 (3)	97.18	0.761 11:54:11.835
5-	19.663	114.5	25.094	11.731 159.7	11.249	23.945 118.7	1:31.682 (2)	97.66	0.309 11:55:43.517
6-	19.610 120.6	25.053	11.679 159.4	11.230	23.801 118.3	1:31.373 (1)	97.99		11:57:14.890

MCRCB BULLETIN TK153**2023 Bennetts British Superbike Championship - Round 10****2023 Bennetts British Superbike Championship with Pirelli****QUALIFYING - Q1 - BEST SECTORS**

		SECTOR 1		SECTOR 2		SECTOR 3		SECTOR 4		SECTOR 5		IDEAL / BEST COMPARISON									
POS	NO	TIME	NO	TIME	NO	TIME	NO	TIME	NO	TIME	POS	NO	NAME	IDEAL	BEST	DIFF					
														PERFECT LAP	1:28.120						
1	79	STA	18.840	59	CAN	24.301	97	PER	11.324	68	NEA	10.747	59	CAN	22.908	1	59	CANEPA	1:28.365	1:28.469	0.104
2	59	CAN	18.876	4	KEN	24.348	68	NEA	11.342	18	IRW	10.761	25	BRO	23.114	2	79	STACEY	1:28.836	1:28.989	0.153
3	25	BRO	19.005	68	NEA	24.351	74	TOD	11.365	75	OLS	10.789	74	TOD	23.213	3	74	TODD	1:28.853	1:28.978	0.125
4	18	IRW	19.008	79	STA	24.372	18	IRW	11.368	59	CAN	10.822	4	KEN	23.231	4	25	BROOKES	1:28.894	1:29.224	0.330
5	74	TOD	19.016	97	PER	24.375	25	BRO	11.373	25	BRO	10.847	75	OLS	23.234	5	68	NEAVE	1:28.966	1:29.274	0.308
6	97	PER	19.047	74	TOD	24.397	79	STA	11.449	74	TOD	10.862	79	STA	23.294	6	18	IRWIN	1:28.984	1:29.033	0.049
7	54	BOU	19.057	18	IRW	24.492	55	SCO	11.451	79	STA	10.881	55	SCO	23.331	7	97	PERIE	1:29.077	1:29.223	0.146
8	75	OLS	19.074	75	OLS	24.510	59	CAN	11.458	4	KEN	10.930	18	IRW	23.355	8	75	OLSEN	1:29.077	1:29.247	0.170
9	68	NEA	19.088	25	BRO	24.555	75	OLS	11.470	56	VAL	10.936	97	PER	23.369	9	4	KENNEDY	1:29.226	1:29.392	0.166
10	55	SCO	19.111	54	BOU	24.613	54	BOU	11.516	55	SCO	10.955	68	NEA	23.438	10	55	SCOTT	1:29.547	1:29.804	0.257
11	4	KEN	19.176	55	SCO	24.699	56	VAL	11.524	97	PER	10.962	56	VAL	23.464	11	54	BOURNE	1:29.927	1:30.156	0.229
12	56	VAL	19.205	56	VAL	24.898	4	KEN	11.541	54	BOU	11.043	54	BOU	23.698	12	56	VALLELEY	1:30.027	1:30.158	0.131
13	6	DUN	19.373	51	ELL	25.053	6	DUN	11.542	6	DUN	11.145	51	ELL	23.801	13	6	DUNLOP	1:31.115	1:31.359	0.244
14	51	ELL	19.610	6	DUN	25.224	51	ELL	11.679	51	ELL	11.230	6	DUN	23.831	14	51	ELLIOTT	1:31.373	1:31.373	0.000

MCRCB BULLETIN TK154**2023 Bennetts British Superbike Championship - Round 10****2023 Bennetts British Superbike Championship with Pirelli****QUALIFYING - Q1 - BEST SPEEDS**

POS	INTERMEDIATE 1		INTERMEDIATE 2		INTERMEDIATE 3		INTERMEDIATE 4		FINISH LINE				
	NO	NAME	MPH	NO	NAME	MPH	NO	NAME	MPH	NO	NAME	MPH	
1	79	STACEY	128.3			25	BROOKES	169.0			25	BROOKES	122.9
2	59	CANEPA	125.9			74	TODD	168.1			79	STACEY	121.5
3	68	NEAVE	125.2			59	CANEPA	165.6			18	IRWIN	120.9
4	25	BROOKES	124.7			18	IRWIN	165.2			68	NEAVE	120.4
5	4	KENNEDY	124.7			68	NEAVE	164.8			59	CANEPA	120.2
6	54	BOURNE	124.0			54	BOURNE	164.8			74	TODD	120.2
7	18	IRWIN	123.8			79	STACEY	164.4			55	SCOTT	120.2
8	74	TODD	123.5			97	PERIE	164.0			75	OLSEN	119.8
9	55	SCOTT	122.9			55	SCOTT	164.0			97	PERIE	119.4
10	75	OLSEN	121.5			6	DUNLOP	164.0			56	VALLELEY	119.4
11	56	VALLELEY	121.3			75	OLSEN	162.0			54	BOURNE	119.1
12	51	ELLIOTT	120.6			4	KENNEDY	162.0			51	ELLIOTT	118.7
13	6	DUNLOP	120.0			56	VALLELEY	160.9			6	DUNLOP	118.5
14	97	PERIE	118.7			51	ELLIOTT	159.7			4	KENNEDY	117.9

MCRCB BULLETIN TK155

2023 Bennetts British Superbike Championship - Round 10

2023 Bennetts British Superbike Championship with Pirelli

QUALIFYING - Q1 - STATISTICS

Competitors Started 14
Planned Start 2023-09-30 @ 11:45:00.000
Actual Start 2023-09-30 @ 11:45:01.147
Finish Time 2023-09-30 @ 11:57:01.147
Track Length 2.4873mi.
Total Laps 105
Total Distance Covered 261.1716mi.

Session Fastest Lap History

NO	CL	NAME	LAP TIME	TIME OF DAY	LAP	VEHICLE
25		Josh BROOKES	1:30.699	11:48:09.820	2	BMW
59		Niccoló CANEPA	1:29.216	11:49:35.739	2	Yamaha
59		Niccoló CANEPA	1:28.469	11:51:04.208	3	Yamaha

Flag History

TYPE	TIME OF DAY
GREEN	11:45:01.147
FINISH	11:57:01.147

Flag Statistics

TYPE	COUNT	TOTAL LAPS	TOTAL TIME
Green	1	8	14:49.679
Red	0	0	0.000
Safety Car	0	0	0.000
FCY	0	0	0.000

MCRCB BULLETIN TK155

2023 Bennetts British Superbike Championship - Round 10

2023 Bennetts British Superbike Championship with Pirelli

QUALIFYING - Q1 - STATISTICS

CLASS :

12 Starters

Fastest Lap History

NO	NAME	LAP TIME	TIME OF DAY	LAP	VEHICLE
25	Josh BROOKES	1:30.699	11:48:09.820	2	BMW
59	Niccoló CANEPA	1:29.216	11:49:35.739	2	Yamaha
59	Niccoló CANEPA	1:28.469	11:51:04.208	3	Yamaha

MCRCB BULLETIN TK155

2023 Bennetts British Superbike Championship - Round 10

2023 Bennetts British Superbike Championship with Pirelli

QUALIFYING - Q1 - STATISTICS

CLASS : P

2 Starters

Fastest Lap History

NO	NAME	LAP TIME	TIME OF DAY	LAP	VEHICLE
54	Franco BOURNE	1:31.079	11:48:11.390	2	Honda
54	Franco BOURNE	1:30.466	11:49:41.856	3	Honda
54	Franco BOURNE	1:30.381	11:51:12.237	4	Honda
75	Alex OLSEN	1:30.110	11:52:05.930	4	Honda
75	Alex OLSEN	1:29.635	11:53:35.565	5	Honda
75	Alex OLSEN	1:29.552	11:55:05.117	6	Honda
75	Alex OLSEN	1:29.247	11:58:07.077	8	Honda

MCRCB BULLETIN TK156

2023 Bennetts British Superbike Championship - Round 10

2023 Bennetts British Superbike Championship with Pirelli

QUALIFYING - Q1 - SESSION NOTES

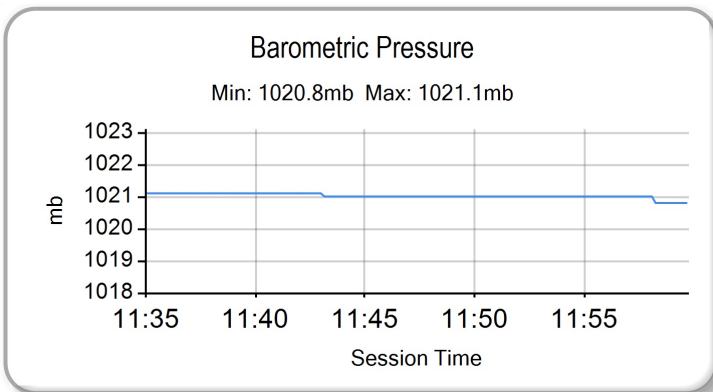
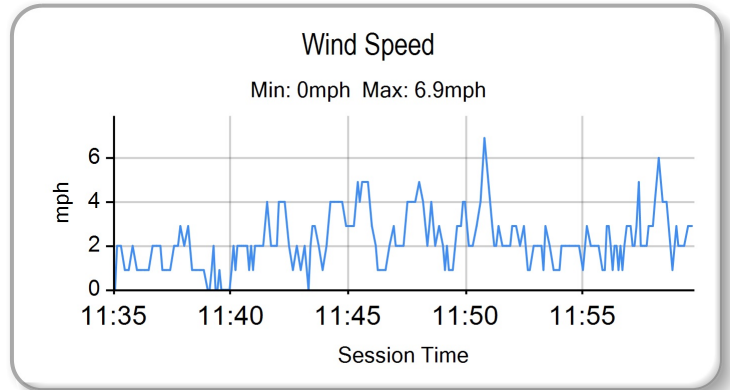
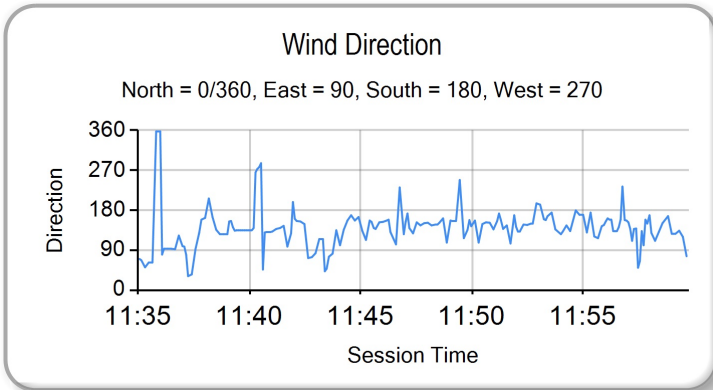
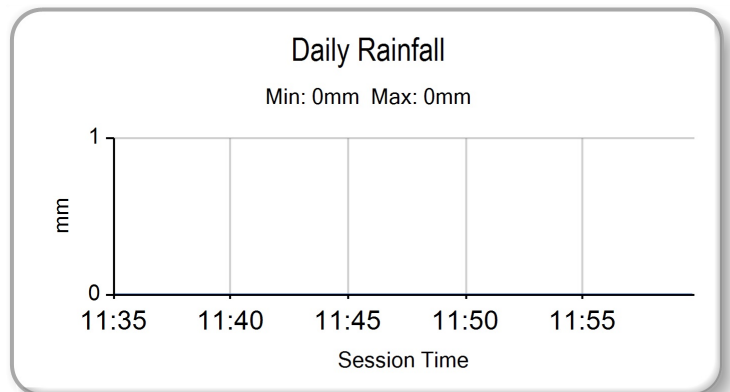
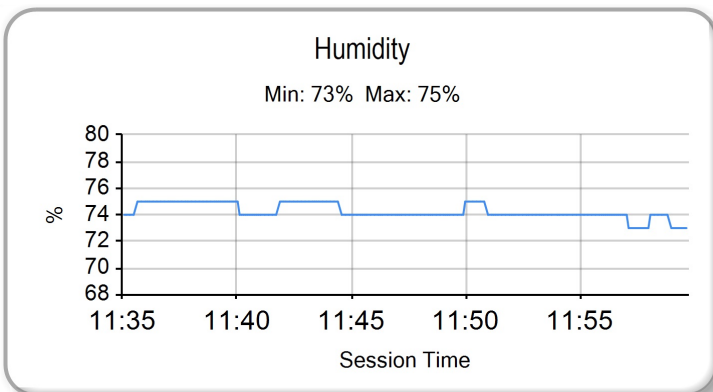
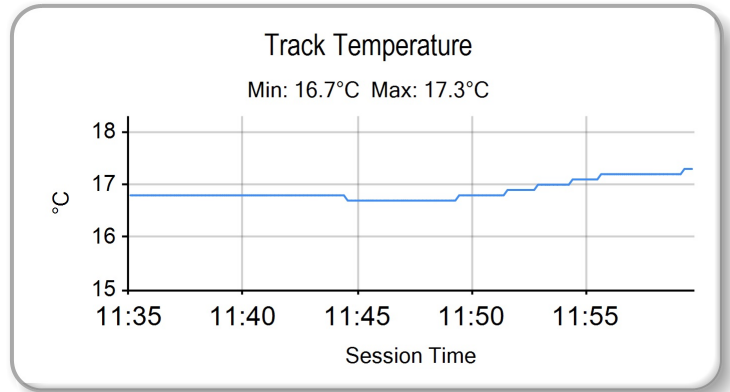
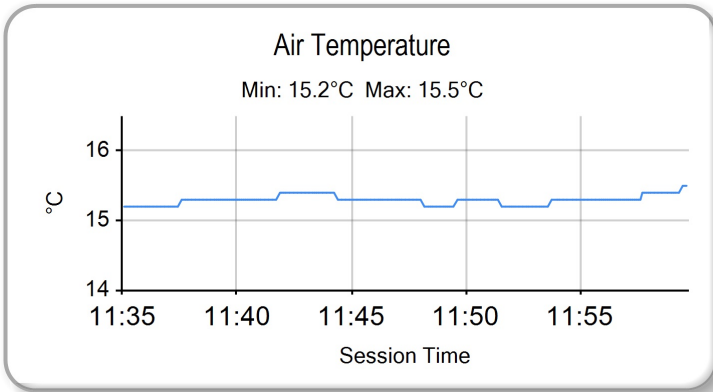
TIME	MESSAGE
11:37:23	SESSION WILL START AT 11:45
11:37:27	TRACK SURFACE CONDITIONS CHANGING (WAVED RAIN FLAG)
11:37:48	Q1 SESSION WILL START AT 11:45
11:42:08	TIME TO PITLANE OPEN: 3 MINUTES
11:42:17	
11:43:03	TIME TO PITLANE OPEN: 2 MINUTES
11:44:12	TIME TO PITLANE OPEN: 1 MINUTE
11:59:12	Q2 WILL START AT 12:04

MCRCB BULLETIN TK157

2023 Bennetts British Superbike Championship - Round 10

2023 Bennetts British Superbike Championship with Pirelli

QUALIFYING - Q1 - WEATHER CONDITIONS



MCRCB BULLETIN TK158

2023 Bennetts British Superbike Championship - Round 10

2023 Bennetts British Superbike Championship with Pirelli

QUALIFYING - Q2 - CLASSIFICATION



POS	NO	CL	PIC NAME	NAT	ENTRY	TIME	ON	LAPS	GAP	DIFF	MPH
1	22	1	Jason O'HALLORAN	AUS	Yamaha - McAMS Yamaha	1:27.196	6	7			102.69
2	46	2	Tommy BRIDEWELL	GBR	Ducati - BeerMonster Ducati	1:27.338	5	7	0.142	0.142	102.52
3	91	3	Leon HASLAM	GBR	BMW - ROKIT BMW Motorrad Team	1:27.364	2	7	0.168	0.026	102.49
4	77	4	Kyle RYDE	GBR	Yamaha - LAMI OMG Racing Yamaha	1:27.492	2	7	0.296	0.128	102.34
5	7	5	Ryan VICKERS	GBR	Yamaha - LAMI OMG Racing Yamaha	1:27.525	5	8	0.329	0.033	102.30
6	2	6	Glenn IRWIN	GBR	Ducati - BeerMonster Ducati	1:27.552	8	8	0.356	0.027	102.27
7	59	7	Niccoló CANEPA	ITA	Yamaha - McAMS Yamaha	1:27.807	3	4	0.611	0.255	101.97
8	60	8	Peter HICKMAN	GBR	BMW - FHO Racing BMW Motorrad	1:27.967	6	8	0.771	0.160	101.79
9	86	9	Charlie NESBITT	GBR	Honda - MasterMac Honda by Hawk Racing	1:28.102	5	8	0.906	0.135	101.63
10	14	10	Lee JACKSON	GBR	Kawasaki - Cheshire Mouldings Kawasaki	1:28.113	5	8	0.917	0.011	101.62
11	21	11	Christian IDDON	GBR	Ducati - Oxford Products Racing Ducati	1:28.289	2	8	1.093	0.176	101.42
12	74	12	Davey TODD	GBR	BMW - Milwaukee BMW Motorrad	1:28.433	4	8	1.237	0.144	101.25
13	79	13	Storm STACEY	GBR	Kawasaki - Starline Racing Kawasaki	1:28.499	2	2	1.303	0.066	101.18
14	12	14	Luke MOSSEY	GBR	BMW - Tactix by Lloyd & Jones BMW	1:28.568	3	6	1.372	0.069	101.10
15	30	15	Max COOK	GBR	Kawasaki - Cheshire Mouldings Kawasaki	1:28.596	2	8	1.400	0.028	101.07
16	18	16	Andrew IRWIN	GBR	Honda - Honda Racing UK	1:28.686	2	8	1.490	0.090	100.96
17	25	17	Josh BROOKES	AUS	BMW - FHO Racing BMW Motorrad	1:28.732	7	8	1.536	0.046	100.91
18	97	18	Bradley PERIE	GBR	Kawasaki - Lee Hardy Racing Kawasaki	1:29.136	4	8	1.940	0.404	100.45

QUALIFYING LAPTIME (107.0% of 1:27.196) = 1:33.299

#21 - Lap 7 time cancelled - Course cut at T9/T10

#30 - Lap 7 time cancelled - Course cut at T9/T10

Weather / Track : Cloudy / Dry

These results are provisional until the conclusion of any judicial and technical matters.

Donington Park GP: 2.4873 miles

Date: 30/09/2023 Start: 12:04 Finish: 12:16

Race Director : Stuart Higgs

Stewards :

Timekeeper : Richard Evans

S. Higgs

R. EVANS

Digitally Approved at 12:25 Saturday, 30 September 2023

Digitally Approved at 12:24 Saturday, 30 September 2023

Results can be found at www.britishsuperbike.com

Printed - 12:19 Saturday, 30 September 2023



MCRCB BULLETIN TK159

2023 Bennetts British Superbike Championship - Round 10

2023 Bennetts British Superbike Championship with Pirelli

QUALIFYING - Q2 - SECTOR ANALYSIS



SECTOR 1 = FL to I1, SECTOR 2 = I1 to I2, SECTOR 3 = I2 to I3, SECTOR 4 = I3 to I4, SECTOR 5 = I4 to FL, DIFF = Difference To Personal Best Lap, P = Crossed Finish Line in Pit Lane, D = Time Disallowed

P1		22		Jason O'HALLORAN			Yamaha - McAMS Yamaha					
IDEAL LAP TIME :		1:27.153		BEST LAP TIME :		1:27.196		DIFFERENCE :			0.043	
LAP	SECTOR 1	SECTOR 2	SECTOR 3	SECTOR 4	SECTOR 5	LAP TIME	MPH	DIFF	TIME OF DAY			
1-	OUTLAP	101.6	27.550	12.560	158.2	11.025	23.256	118.5		12:06:47.853		
2-	18.841	123.8	24.324	11.375	164.0	10.668	22.905	118.1	1:28.113	101.62	0.917	12:08:15.966
3-	18.784	122.2	24.180	11.278	163.2	10.541	22.939	118.5	1:27.722 (3)	102.07	0.526	12:09:43.688
4-	21.395	115.5	26.083	11.933	161.7	11.076	23.648	118.7	1:34.135	95.12	6.939	12:11:17.823
5-	18.739	125.2	23.990	11.325	163.6	10.471	23.058	117.7	1:27.583 (2)	102.23	0.387	12:12:45.406
6-	18.665	125.2	23.902	11.318	164.8	10.403	22.908	118.3	1:27.196 (1)	102.69		12:14:12.602
7-	22.886	112.2	27.095	12.435	141.5	11.532	IN PIT		1:36.057 P	93.22	8.861	12:15:48.659

P2		46		Tommy BRIDEWELL			Ducati - BeerMonster Ducati					
IDEAL LAP TIME :		1:27.284		BEST LAP TIME :		1:27.338		DIFFERENCE :			0.054	
LAP	SECTOR 1	SECTOR 2	SECTOR 3	SECTOR 4	SECTOR 5	LAP TIME	MPH	DIFF	TIME OF DAY			
1-	OUTLAP	108.2	25.484	12.107	165.2	10.917	23.069	122.2				12:06:13.225
2-	18.942	122.0	24.191	11.404	166.5	10.523	22.717	122.0	1:27.777	102.01	0.439	12:07:41.002
3-	18.830	124.0	24.127	11.441	165.6	10.512	22.705	121.7	1:27.615 (3)	102.20	0.277	12:09:08.617
4-	19.780	118.7	27.699	12.105	168.1	10.614	22.864	122.9	1:33.062	96.22	5.724	12:10:41.679
5-	18.748	123.8	24.132	11.330	167.7	10.469	22.659	122.6	1:27.338 (1)	102.52		12:12:09.017
6-	18.776	124.9	24.078	11.338	169.0	10.532	22.842	123.1	1:27.566 (2)	102.25	0.228	12:13:36.583
7-	24.292	116.7	24.723	11.582	167.3	10.924	IN PIT		1:33.366 P	95.90	6.028	12:15:09.949

P3		91		Leon HASLAM			BMW - ROKiT BMW Motorrad Team					
IDEAL LAP TIME :		1:27.313		BEST LAP TIME :		1:27.364		DIFFERENCE :			0.051	
LAP	SECTOR 1	SECTOR 2	SECTOR 3	SECTOR 4	SECTOR 5	LAP TIME	MPH	DIFF	TIME OF DAY			
1-	OUTLAP	110.9	25.519	11.578	164.8	11.300	24.872	121.3				12:05:39.399
2-	18.756	126.1	23.927	11.342	166.1	10.598	22.741	120.9	1:27.364 (1)	102.49		12:07:06.763
3-	19.715	122.6	30.234	12.492	148.4	12.019	25.624	122.4	1:40.084	89.46	12.720	12:08:46.847
4-	18.864	128.5	23.974	11.305	167.3	10.676	22.804	122.0	1:27.623 (2)	102.19	0.259	12:10:14.470
5-	19.707	122.2	26.736	11.922	164.4	11.974	IN PIT		1:36.515 P	92.77	9.151	12:11:50.985
6-	OUTLAP	114.5	25.420	11.503	164.8	10.813	23.530	121.5	3:09.959	47.13	1:42.595	12:15:00.944
7-	18.946	124.7	23.987	11.361	165.6	10.584	22.889	122.2	1:27.767 (3)	102.02	0.403	12:16:28.711

P4		77		Kyle RYDE			Yamaha - LAMI OMG Racing Yamaha					
IDEAL LAP TIME :		1:27.398		BEST LAP TIME :		1:27.492		DIFFERENCE :			0.094	
LAP	SECTOR 1	SECTOR 2	SECTOR 3	SECTOR 4	SECTOR 5	LAP TIME	MPH	DIFF	TIME OF DAY			
1-	OUTLAP	111.6	25.643	14.978	139.8	11.258	23.781	120.0				12:06:09.714
2-	18.765	124.7	24.036	11.353	164.8	10.522	22.816	121.5	1:27.492 (1)	102.34		12:07:37.206
3-	21.812	117.3	25.843	11.513	163.6	12.239	23.696	120.4	1:35.103	94.15	7.611	12:09:12.309
4-	18.715	128.3	24.135	11.365	163.2	10.478	22.890	120.4	1:27.583 (3)	102.23	0.091	12:10:39.892
5-	18.723	125.6	24.053	11.374	164.8	10.494	22.883	120.2	1:27.527 (2)	102.30	0.035	12:12:07.419
6-	18.722	129.3	24.135	11.388	164.4	10.514	22.965	121.1	1:27.724	102.07	0.232	12:13:35.143
7-	26.558	101.6	27.054	11.705	162.8	10.941	IN PIT		1:38.672 P	90.74	11.180	12:15:13.815

P5		7		Ryan VICKERS			Yamaha - LAMI OMG Racing Yamaha					
IDEAL LAP TIME :		1:27.311		BEST LAP TIME :		1:27.525		DIFFERENCE :			0.214	
LAP	SECTOR 1	SECTOR 2	SECTOR 3	SECTOR 4	SECTOR 5	LAP TIME	MPH	DIFF	TIME OF DAY			
1-	OUTLAP	117.1	25.291	11.816	159.4	11.284	23.492	120.0				12:06:11.126
2-	18.777	125.4	24.048	11.441	163.2	10.569	22.760	120.4	1:27.595 (3)	102.22	0.070	12:07:38.721
3-	18.803	126.3	28.172	11.662	164.4	10.794	23.134	120.6	1:32.565	96.73	5.040	12:09:11.286
4-	20.514	124.9	24.416	11.443	165.2	10.591	23.006	119.6	1:29.970	99.52	2.445	12:10:41.256
5-	18.758	125.4	23.980	11.342	165.6	10.550	22.895	119.4	1:27.525 (1)	102.30		12:12:08.781
6-	18.769	127.3	24.039	11.423	166.1	10.471	22.860	120.4	1:27.562 (2)	102.26	0.037	12:13:36.343
7-	26.074	109.1	26.562	11.608	160.9	11.016	24.761	116.9	1:40.021	89.52	12.496	12:15:16.364
8-	19.202	124.0	24.492	11.450	164.4	10.776	23.128	118.5	1:29.048	100.55	1.523	12:16:45.412

MCRCB BULLETIN TK159

2023 Bennetts British Superbike Championship - Round 10

2023 Bennetts British Superbike Championship with Pirelli

QUALIFYING - Q2 - SECTOR ANALYSIS



SECTOR 1 = FL to I1, SECTOR 2 = I1 to I2, SECTOR 3 = I2 to I3, SECTOR 4 = I3 to I4, SECTOR 5 = I4 to FL, DIFF = Difference To Personal Best Lap, P = Crossed Finish Line in Pit Lane, D = Time Disallowed

P6		2		Glenn IRWIN				Ducati - BeerMonster Ducati				
IDEAL LAP TIME : 1:27.376		BEST LAP TIME : 1:27.552				DIFFERENCE : 0.176						
LAP	SECTOR 1	SECTOR 2	SECTOR 3	SECTOR 4	SECTOR 5	LAP TIME	MPH	DIFF	TIME OF DAY			
1-	OUTLAP	110.1	25.060	11.603	165.2	11.010	23.318	122.2		12:06:06.983		
2-	18.939	123.5	24.158	11.484	167.7	10.607	22.800	124.0	1:27.988	101.76	0.436	12:07:34.971
3-	18.857	120.9	24.138	11.402	168.1	10.630	22.755	122.4	1:27.782	102.00	0.230	12:09:02.753
4-	22.531	110.3	24.896	11.443	168.1	10.649	22.850	123.5	1:32.369	96.94	4.817	12:10:35.122
5-	18.786	126.1	24.155	11.357	169.0	10.613	22.713	123.5	1:27.624 (2)	102.19	0.072	12:12:02.746
6-	21.069	112.7	28.094	11.942	170.7	10.683	23.398	124.9	1:35.186	94.07	7.634	12:13:37.932
7-	18.948	120.2	24.142	11.565	169.4	10.479	22.643	124.7	1:27.777 (3)	102.01	0.225	12:15:05.709
8-	18.796	124.2	24.128	11.340	169.0	10.549	22.739	123.8	1:27.552 (1)	102.27		12:16:33.261

P7		59		Niccoló CANEPA				Yamaha - McAMS Yamaha				
IDEAL LAP TIME : 1:27.723		BEST LAP TIME : 1:27.807				DIFFERENCE : 0.084						
LAP	SECTOR 1	SECTOR 2	SECTOR 3	SECTOR 4	SECTOR 5	LAP TIME	MPH	DIFF	TIME OF DAY			
1-	OUTLAP	109.1	27.160	15.201	141.8	11.210	23.168	120.0				12:06:48.263
2-	18.681	127.0	24.145	11.414	166.9	10.811	23.127	120.4	1:28.178 (2)	101.54	0.371	12:08:16.441
3-	18.765	127.5	23.984	11.391	166.5	10.660	23.007	120.2	1:27.807 (1)	101.97		12:09:44.248
4-	19.619	115.7	25.728	11.958	162.8	11.044	IN PIT		1:29.687 P	99.84	1.880	12:11:13.935

P8		60		Peter HICKMAN				BMW - FHO Racing BMW Motorrad				
IDEAL LAP TIME : 1:27.967		BEST LAP TIME : 1:27.967				DIFFERENCE : 0.000						
LAP	SECTOR 1	SECTOR 2	SECTOR 3	SECTOR 4	SECTOR 5	LAP TIME	MPH	DIFF	TIME OF DAY			
1-	OUTLAP	116.3	25.071	11.819	159.7	11.355	23.835	117.1				12:06:22.800
2-	19.189	121.5	24.425	11.685	162.4	10.961	23.209	117.9	1:29.469	100.08	1.502	12:07:52.269
3-	18.942	125.6	24.311	11.475	163.6	10.766	23.204	119.1	1:28.698 (3)	100.95	0.731	12:09:20.967
4-	22.758	113.7	28.722	11.927	161.3	10.974	23.153	116.3	1:37.534	91.80	9.567	12:10:58.501
5-	21.549	121.1	24.920	11.550	162.4	10.783	23.287	118.3	1:32.089	97.23	4.122	12:12:30.590
6-	18.697	128.0	24.130	11.426	163.6	10.646	23.068	119.1	1:27.967 (1)	101.79		12:13:58.557
7-	19.992	120.6	25.043	11.529	164.4	10.812	23.178	117.7	1:30.554	98.88	2.587	12:15:29.111
8-	18.847	125.6	24.183	11.461	164.0	10.671	23.145	118.1	1:28.307 (2)	101.40	0.340	12:16:57.418

P9		86		Charlie NESBITT				Honda - MasterMac Honda by Hawk Racing				
IDEAL LAP TIME : 1:27.782		BEST LAP TIME : 1:28.102				DIFFERENCE : 0.320						
LAP	SECTOR 1	SECTOR 2	SECTOR 3	SECTOR 4	SECTOR 5	LAP TIME	MPH	DIFF	TIME OF DAY			
1-	OUTLAP	111.4	25.205	11.845	156.7	11.107	23.564	119.1				12:06:11.403
2-	18.750	125.4	24.132	11.226	166.1	10.892	23.104	119.1	1:28.104 (2)	101.63	0.002	12:07:39.507
3-	18.754	125.9	24.414	11.427	164.0	10.718	23.289	118.9	1:28.602	101.06	0.500	12:09:08.109
4-	19.219	123.1	25.304	11.820	160.1	10.690	23.249	120.4	1:30.282	99.18	2.180	12:10:38.391
5-	18.742	125.4	24.263	11.366	164.4	10.630	23.101	117.5	1:28.102 (1)	101.63		12:12:06.493
6-	18.884	124.7	24.210	11.416	161.3	10.668	23.111	120.9	1:28.289	101.42	0.187	12:13:34.782
7-	18.945	124.2	24.348	11.438	165.2	10.593	23.141	119.4	1:28.465	101.22	0.363	12:15:03.247
8-	18.876	125.2	24.210	11.410	165.2	10.581	23.131	119.6	1:28.208 (3)	101.51	0.106	12:16:31.455

P10		14		Lee JACKSON				Kawasaki - Cheshire Mouldings Kawasaki				
IDEAL LAP TIME : 1:27.921		BEST LAP TIME : 1:28.113				DIFFERENCE : 0.192						
LAP	SECTOR 1	SECTOR 2	SECTOR 3	SECTOR 4	SECTOR 5	LAP TIME	MPH	DIFF	TIME OF DAY			
1-	OUTLAP	112.2	25.280	11.531	164.8	10.959	23.855	121.5				12:06:08.433
2-	18.948	121.3	24.308	11.374	164.0	10.714	23.160	120.0	1:28.504	101.17	0.391	12:07:36.937
3-	18.830	122.0	24.377	11.372	163.6	10.684	23.278	120.9	1:28.541	101.13	0.428	12:09:05.478
4-	24.478	117.1	27.023	11.456	164.4	10.907	23.171	120.9	1:37.035	92.28	8.922	12:10:42.513
5-	18.844	122.6	24.110	11.328	164.8	10.795	23.036	121.1	1:28.113 (1)	101.62		12:12:10.626
6-	18.826	123.5	24.230	11.354	165.6	10.844	23.144	118.3	1:28.398 (3)	101.29	0.285	12:13:39.024
7-	18.984	121.1	24.290	11.385	164.8	10.719	23.340	120.0	1:28.718	100.93	0.605	12:15:07.742
8-	18.976	119.6	24.351	11.413	164.0	10.664	22.993	117.9	1:28.397 (2)	101.29	0.284	12:16:36.139

MCRCB BULLETIN TK159

2023 Bennetts British Superbike Championship - Round 10

2023 Bennetts British Superbike Championship with Pirelli

QUALIFYING - Q2 - SECTOR ANALYSIS



SECTOR 1 = FL to I1, SECTOR 2 = I1 to I2, SECTOR 3 = I2 to I3, SECTOR 4 = I3 to I4, SECTOR 5 = I4 to FL, DIFF = Difference To Personal Best Lap, P = Crossed Finish Line in Pit Lane, D = Time Disallowed

P11	21	Christian IDDON	Ducati - Oxford Products Racing Ducati						
IDEAL LAP TIME : 1:28.151		BEST LAP TIME : 1:28.289		DIFFERENCE : 0.138					

LAP	SECTOR 1	SECTOR 2	SECTOR 3	SECTOR 4	SECTOR 5	LAP TIME	MPH	DIFF	TIME OF DAY			
1-	OUTLAP	107.5	25.688	11.710	164.0	10.946	25.093	121.5	12:05:39.899			
2-	18.902	123.8	24.159	11.482	164.0	10.679	23.067	120.9	1:28.289 (1) 101.42	12:07:08.188		
3-	18.873	125.4	24.258	11.544	164.0	10.685	25.950	115.5	1:31.310	98.06	3.021	12:08:39.498
4-	18.995	121.7	24.343	11.552	163.6	10.670	22.967	120.0	1:28.527 (2)	101.14	0.238	12:10:08.025
5-	19.146	122.2	27.875	12.917	135.5	15.453	31.480	120.0	1:46.871	83.78	18.582	12:11:54.896
6-	18.979	123.8	24.727	12.579	131.8	12.135	24.667	121.7	1:33.087	96.19	4.798	12:13:27.983
7-	19.059	122.2	24.533	11.599	164.0	11.967	23.642	121.5	1:30.800 D	98.61	2.511	12:14:58.783
8-	19.353	121.5	24.667	11.669	162.8	10.717	23.109	121.1	1:29.515 (3)	100.03	1.226	12:16:28.298

P12	74	Davey TODD	BMW - Milwaukee BMW Motorrad						
IDEAL LAP TIME : 1:28.303		BEST LAP TIME : 1:28.433		DIFFERENCE : 0.130					

LAP	SECTOR 1	SECTOR 2	SECTOR 3	SECTOR 4	SECTOR 5	LAP TIME	MPH	DIFF	TIME OF DAY			
1-	OUTLAP	107.0	26.016	11.750	165.2	11.312	24.340	120.0	12:05:47.389			
2-	19.002	122.0	24.386	11.361	166.9	10.748	23.341	120.0	1:28.838	100.79	0.405	12:07:16.227
3-	21.493	105.1	28.379	12.596	142.4	11.740	25.012	118.5	1:39.220	90.24	10.787	12:08:55.447
4-	19.044	119.8	24.397	11.371	165.2	10.698	22.923	120.6	1:28.433 (1) 101.25			12:10:23.880
5-	22.091	104.0	28.388	12.987	145.8	12.118	24.237	119.1	1:39.821	89.70	11.388	12:12:03.701
6-	19.096	123.8	24.511	11.386	167.3	10.730	23.029	118.9	1:28.752 (3)	100.89	0.319	12:13:32.453
7-	19.060	121.3	24.386	11.402	168.6	10.803	39.131	117.5	1:44.782	85.45	16.349	12:15:17.235
8-	19.093	122.6	24.378	11.302	169.0	10.760	23.039	120.9	1:28.572 (2)	101.09	0.139	12:16:45.807

P13	79	Storm STACEY	Kawasaki - Starline Racing Kawasaki						
IDEAL LAP TIME : 1:28.499		BEST LAP TIME : 1:28.499		DIFFERENCE : 0.000					

LAP	SECTOR 1	SECTOR 2	SECTOR 3	SECTOR 4	SECTOR 5	LAP TIME	MPH	DIFF	TIME OF DAY	
1-	OUTLAP	114.3	25.416	11.607	161.7	10.955	24.819	120.2	12:05:40.591	
2-	18.802	129.8	24.191	11.450	164.0	10.765	23.291	120.2	1:28.499 (1) 101.18	12:07:09.090

P14	12	Luke MOSSEY	BMW - Tactix by Lloyd & Jones BMW						
IDEAL LAP TIME : 1:28.475		BEST LAP TIME : 1:28.568		DIFFERENCE : 0.093					

LAP	SECTOR 1	SECTOR 2	SECTOR 3	SECTOR 4	SECTOR 5	LAP TIME	MPH	DIFF	TIME OF DAY			
1-	OUTLAP	108.4	26.384	11.607	163.6	11.066	24.864	121.1	12:05:41.169			
2-	18.948	122.0	24.382	11.315	165.2	10.736	23.420	121.1	1:28.801 (2)	100.83	0.233	12:07:09.970
3-	18.874	121.7	24.268	11.335	164.4	10.809	23.282	118.9	1:28.568 (1) 101.10			12:08:38.538
4-	21.365	113.5	26.776	11.729	158.2	12.891	IN PIT		1:38.459 P	90.94	9.891	12:10:16.997
5-	OUTLAP	109.2	27.944	11.516	162.8	11.064	27.718	120.4	4:51.615	30.70	3:23.047	12:15:08.612
6-	19.147	120.2	25.310	11.634	161.3	11.057	23.576	115.3	1:30.724 (3)	98.69	2.156	12:16:39.336

P15	30	Max COOK	Kawasaki - Cheshire Mouldings Kawasaki						
IDEAL LAP TIME : 1:28.387		BEST LAP TIME : 1:28.596		DIFFERENCE : 0.209					

LAP	SECTOR 1	SECTOR 2	SECTOR 3	SECTOR 4	SECTOR 5	LAP TIME	MPH	DIFF	TIME OF DAY			
1-	OUTLAP	106.1	25.839	11.610	164.4	11.007	25.074	120.4	12:05:40.275			
2-	18.964	122.9	24.199	11.407	164.8	10.756	23.270	120.9	1:28.596 (1) 101.07	12:07:08.871		
3-	18.783	125.2	24.272	11.469	164.8	10.728	23.417	118.3	1:28.669 (2)	100.98	0.073	12:08:37.540
4-	19.200	124.2	26.644	11.783	164.0	10.880	33.463	119.6	1:41.970	87.81	13.374	12:10:19.510
5-	18.853	123.8	24.610	11.744	162.0	11.507	31.735	122.4	1:38.449	90.95	9.853	12:11:57.959
6-	18.867	126.1	24.452	11.413	164.4	10.850	25.704	120.2	1:31.286	98.09	2.690	12:13:29.245
7-	18.913	125.4	24.218	11.432	165.6	13.363	24.849	122.6	1:32.775 D	96.51	4.179	12:15:02.020
8-	18.982	121.3	24.468	11.421	165.2	10.749	23.333	120.4	1:28.953 (3)	100.66	0.357	12:16:30.973

MCRCB BULLETIN TK159

2023 Bennetts British Superbike Championship - Round 10

2023 Bennetts British Superbike Championship with Pirelli

QUALIFYING - Q2 - SECTOR ANALYSIS



SECTOR 1 = FL to I1, SECTOR 2 = I1 to I2, SECTOR 3 = I2 to I3, SECTOR 4 = I3 to I4, SECTOR 5 = I4 to FL, DIFF = Difference To Personal Best Lap, P = Crossed Finish Line in Pit Lane, D = Time Disallowed

P16 18		Andrew IRWIN					Honda - Honda Racing UK					
IDEAL LAP TIME : 1:28.326		BEST LAP TIME : 1:28.686					DIFFERENCE : 0.360					
LAP	SECTOR 1	SECTOR 2	SECTOR 3	SECTOR 4	SECTOR 5	LAP TIME	MPH	DIFF	TIME OF DAY			
1-	OUTLAP	114.7	25.104	11.521	162.0	11.047	23.911	120.9		12:06:07.769		
2-	18.976	121.7	24.382	11.334	165.6	10.628	23.366	120.9	1:28.686 (1)	100.96	12:07:36.455	
3-	18.898	122.4	24.546	11.301	165.6	10.700	23.245	120.4	1:28.690 (2)	100.96	0.004	12:09:05.145
4-	21.298	119.6	24.677	11.345	165.6	10.733	23.582	119.8	1:31.635	97.71	2.949	12:10:36.780
5-	18.927	123.8	26.440	12.066	146.2	10.951	24.722	121.7	1:33.106	96.17	4.420	12:12:09.886
6-	18.770	126.1	25.786	11.351	166.5	10.813	23.713	120.4	1:30.433 (3)	99.01	1.747	12:13:40.319
7-	19.155	123.1	24.692	11.431	166.1	11.052	26.585	119.8	1:32.915	96.37	4.229	12:15:13.234
8-	19.180	117.9	26.264	13.603	98.9	12.267	IN PIT		1:34.562	P	5.876	12:16:47.796

P17 25		Josh BROOKES					BMW - FHO Racing BMW Motorrad					
IDEAL LAP TIME : 1:28.632		BEST LAP TIME : 1:28.732					DIFFERENCE : 0.100					
LAP	SECTOR 1	SECTOR 2	SECTOR 3	SECTOR 4	SECTOR 5	LAP TIME	MPH	DIFF	TIME OF DAY			
1-	OUTLAP	110.5	25.775	11.596	166.1	11.424	23.494	122.2		12:07:00.667		
2-	19.178	122.0	24.695	11.452	167.7	11.096	23.202	124.7	1:29.623	99.91	0.891	12:08:30.290
3-	19.084	121.7	24.760	11.433	167.3	11.082	23.211	122.2	1:29.570	99.97	0.838	12:09:59.860
4-	19.150	124.5	24.725	11.362	167.7	10.978	23.222	122.2	1:29.437	100.12	0.705	12:11:29.297
5-	18.981	124.2	24.536	11.414	167.3	10.883	23.271	122.2	1:29.085 (3)	100.51	0.353	12:12:58.382
6-	19.045	120.4	24.548	11.472	169.0	10.809	23.085	122.6	1:28.959 (2)	100.65	0.227	12:14:27.341
7-	18.934	124.5	24.513	11.462	168.1	10.793	23.030	122.6	1:28.732 (1)	100.91		12:15:56.073
8-	19.077	123.1	26.358	13.224	135.8	12.860	IN PIT		1:35.466	P	6.734	12:17:31.539

P18 97		Bradley PERIE					Kawasaki - Lee Hardy Racing Kawasaki					
IDEAL LAP TIME : 1:28.924		BEST LAP TIME : 1:29.136					DIFFERENCE : 0.212					
LAP	SECTOR 1	SECTOR 2	SECTOR 3	SECTOR 4	SECTOR 5	LAP TIME	MPH	DIFF	TIME OF DAY			
1-	OUTLAP	109.6	25.333	11.704	160.9	11.333	23.970	117.9		12:05:42.791		
2-	19.081	121.7	24.347	11.467	161.3	10.934	23.410	119.4	1:29.239 (2)	100.34	0.103	12:07:12.030
3-	19.032	116.9	24.523	11.714	160.5	11.463	28.418	119.4	1:35.150	94.10	6.014	12:08:47.180
4-	19.060	119.8	24.164	11.384	163.6	11.040	23.488	114.7	1:29.136 (1)	100.45		12:10:16.316
5-	19.133	119.4	25.207	11.849	160.1	12.950	30.099	118.1	1:39.238	90.23	10.102	12:11:55.554
6-	19.096	120.6	24.467	11.512	160.9	11.002	23.570	117.7	1:29.647 (3)	99.88	0.511	12:13:25.201
7-	19.728	112.5	25.394	11.881	156.0	11.322	28.133	118.3	1:36.458	92.83	7.322	12:15:01.659
8-	19.275	114.5	24.805	11.427	165.2	11.005	23.711	120.2	1:30.223	99.24	1.087	12:16:31.882

MCRCB BULLETIN TK160

2023 Bennetts British Superbike Championship - Round 10

2023 Bennetts British Superbike Championship with Pirelli

QUALIFYING - Q2 - BEST SECTORS

POS	SECTOR 1		SECTOR 2		SECTOR 3		SECTOR 4		SECTOR 5		IDEAL / BEST COMPARISON										
	NO	TIME	NO	TIME	NO	TIME	NO	TIME	NO	TIME	POS	NO	NAME	IDEAL	BEST	DIFF					
														PERFECT LAP	1:26.839						
1	22	O'H	18.665	22	O'H	23.902	86	NES	11.226	22	O'H	10.403	2	IRW	22.643	1	22	O'HALLORAN	1:27.153	1:27.196	0.043
2	59	CAN	18.681	91	HAS	23.927	22	O'H	11.278	46	BRI	10.469	46	BRI	22.659	2	46	BRIDEWELL	1:27.284	1:27.338	0.054
3	60	HIC	18.697	7	VIC	23.980	18	IRW	11.301	7	VIC	10.471	91	HAS	22.741	3	7	VICKERS	1:27.311	1:27.525	0.214
4	77	RYD	18.715	59	CAN	23.984	74	TOD	11.302	77	RYD	10.478	7	VIC	22.760	4	91	HASLAM	1:27.313	1:27.364	0.051
5	86	NES	18.742	77	RYD	24.036	91	HAS	11.305	2	IRW	10.479	77	RYD	22.816	5	2	IRWIN	1:27.376	1:27.552	0.176
6	46	BRI	18.748	46	BRI	24.078	12	MOS	11.315	86	NES	10.581	22	O'H	22.905	6	77	RYDE	1:27.398	1:27.492	0.094
7	91	HAS	18.756	14	JAC	24.110	14	JAC	11.328	91	HAS	10.584	74	TOD	22.923	7	59	CANEPA	1:27.723	1:27.807	0.084
8	7	VIC	18.758	2	IRW	24.128	46	BRI	11.330	18	IRW	10.628	21	IDD	22.967	8	86	NESBITT	1:27.782	1:28.102	0.320
9	18	IRW	18.770	60	HIC	24.130	2	IRW	11.340	60	HIC	10.646	14	JAC	22.993	9	14	JACKSON	1:27.921	1:28.113	0.192
10	30	COO	18.783	86	NES	24.132	7	VIC	11.342	59	CAN	10.660	59	CAN	23.007	10	60	HICKMAN	1:27.967	1:27.967	0.000
11	2	IRW	18.786	21	IDD	24.159	77	RYD	11.353	14	JAC	10.664	25	BRO	23.030	11	21	IDDON	1:28.151	1:28.289	0.138
12	79	STA	18.802	97	PER	24.164	25	BRO	11.362	21	IDD	10.670	60	HIC	23.068	12	74	TODD	1:28.303	1:28.433	0.130
13	14	JAC	18.826	79	STA	24.191	97	PER	11.384	74	TOD	10.698	86	NES	23.101	13	18	IRWIN	1:28.326	1:28.686	0.360
14	21	IDD	18.873	30	COO	24.199	59	CAN	11.391	30	COO	10.728	18	IRW	23.245	14	30	COOK	1:28.387	1:28.596	0.209
15	12	MOS	18.874	12	MOS	24.268	30	COO	11.407	12	MOS	10.736	30	COO	23.270	15	12	MOSSEY	1:28.475	1:28.568	0.093
16	25	BRO	18.934	74	TOD	24.378	60	HIC	11.426	79	STA	10.765	12	MOS	23.282	16	79	STACEY	1:28.499	1:28.499	0.000
17	74	TOD	19.002	18	IRW	24.382	79	STA	11.450	25	BRO	10.793	79	STA	23.291	17	25	BROOKES	1:28.632	1:28.732	0.100
18	97	PER	19.032	25	BRO	24.513	21	IDD	11.482	97	PER	10.934	97	PER	23.410	18	97	PERIE	1:28.924	1:29.136	0.212

MCRCB BULLETIN TK161**2023 Bennetts British Superbike Championship - Round 10****2023 Bennetts British Superbike Championship with Pirelli****QUALIFYING - Q2 - BEST SPEEDS**

POS	INTERMEDIATE 1		INTERMEDIATE 2		INTERMEDIATE 3		INTERMEDIATE 4		FINISH LINE			
	NO	NAME	MPH	NO	NAME	MPH	NO	NAME	MPH	NO	NAME	MPH
1	79	STACEY	129.8			2	IRWIN	170.7		2	IRWIN	124.9
2	77	RYDE	129.3			46	BRIDEWELL	169.0		25	BROOKES	124.7
3	91	HASLAM	128.5			74	TODD	169.0		46	BRIDEWELL	123.1
4	60	HICKMAN	128.0			25	BROOKES	169.0		30	COOK	122.6
5	59	CANEPA	127.5			91	HASLAM	167.3		91	HASLAM	122.4
6	7	VICKERS	127.3			59	CANEPA	166.9		21	IDDON	121.7
7	2	IRWIN	126.1			18	IRWIN	166.5		18	IRWIN	121.7
8	30	COOK	126.1			7	VICKERS	166.1		77	RYDE	121.5
9	18	IRWIN	126.1			86	NESBITT	166.1		14	JACKSON	121.5
10	86	NESBITT	125.9			14	JACKSON	165.6		12	MOSSEY	121.1
11	21	IDDON	125.4			30	COOK	165.6		86	NESBITT	120.9
12	22	O'HALLORAN	125.2			12	MOSSEY	165.2		74	TODD	120.9
13	46	BRIDEWELL	124.9			97	PERIE	165.2		7	VICKERS	120.6
14	25	BROOKES	124.5			22	O'HALLORAN	164.8		59	CANEPA	120.4
15	74	TODD	123.8			77	RYDE	164.8		79	STACEY	120.2
16	14	JACKSON	123.5			60	HICKMAN	164.4		97	PERIE	120.2
17	12	MOSSEY	122.0			21	IDDON	164.0		60	HICKMAN	119.1
18	97	PERIE	121.7			79	STACEY	164.0		22	O'HALLORAN	118.7

MCRCB BULLETIN TK162

2023 Bennetts British Superbike Championship - Round 10

2023 Bennetts British Superbike Championship with Pirelli

QUALIFYING - Q2 - STATISTICS

Competitors Started 18
Planned Start 2023-09-30 @ 11:59:00.000
Actual Start 2023-09-30 @ 12:04:00.401
Finish Time 2023-09-30 @ 12:16:00.401
Track Length 2.4873mi.
Total Laps 128
Total Distance Covered 318.3806mi.

Session Fastest Lap History

NO	CL	NAME	LAP TIME	TIME OF DAY	LAP	VEHICLE
91		Leon HASLAM	1:27.364	12:07:06.763	2	BMW
46		Tommy BRIDEWELL	1:27.338	12:12:09.017	5	Ducati
22		Jason O'HALLORAN	1:27.196	12:14:12.602	6	Yamaha

Flag History

TYPE	TIME OF DAY
GREEN	12:04:00.401
FINISH	12:16:00.401

Flag Statistics

TYPE	COUNT	TOTAL LAPS	TOTAL TIME
Green	1	8	14:44.021
Red	0	0	0.000
Safety Car	0	0	0.000
FCY	0	0	0.000

MCRCB BULLETIN TK162

2023 Bennetts British Superbike Championship - Round 10

2023 Bennetts British Superbike Championship with Pirelli

QUALIFYING - Q2 - STATISTICS

CLASS :

18 Starters

Fastest Lap History

NO	NAME	LAP TIME	TIME OF DAY	LAP	VEHICLE
91	Leon HASLAM	1:27.364	12:07:06.763	2	BMW
46	Tommy BRIDEWELL	1:27.338	12:12:09.017	5	Ducati
22	Jason O'HALLORAN	1:27.196	12:14:12.602	6	Yamaha

MCRCB BULLETIN TK163

2023 Bennetts British Superbike Championship - Round 10

2023 Bennetts British Superbike Championship with Pirelli

QUALIFYING - Q2 - SESSION NOTES

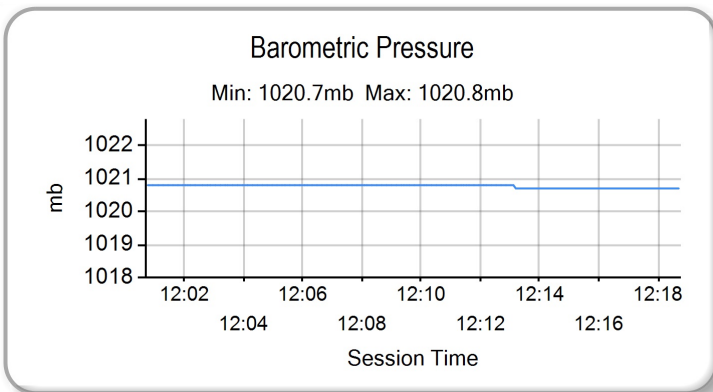
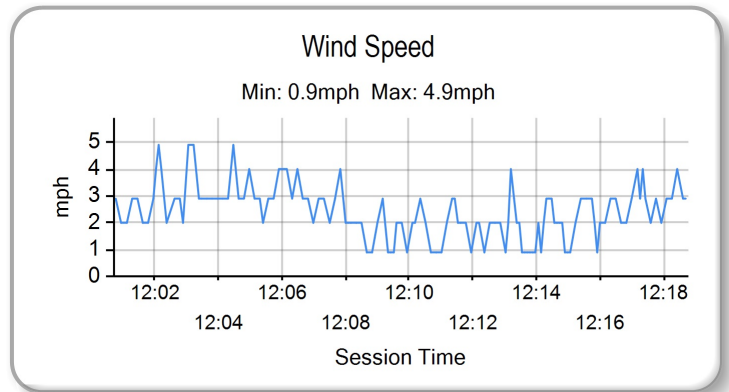
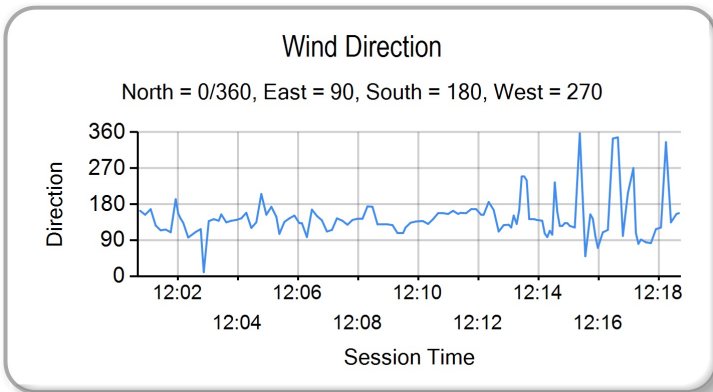
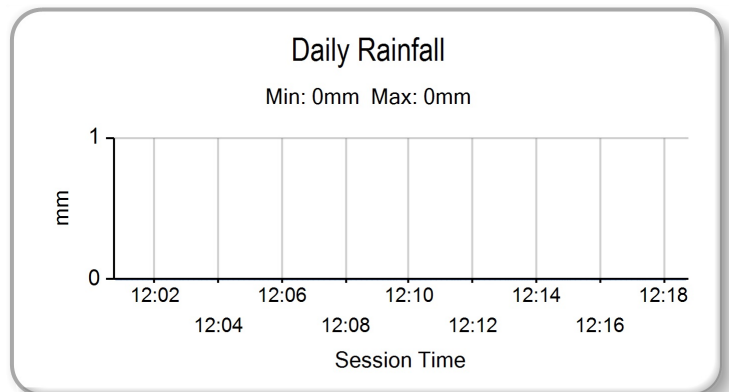
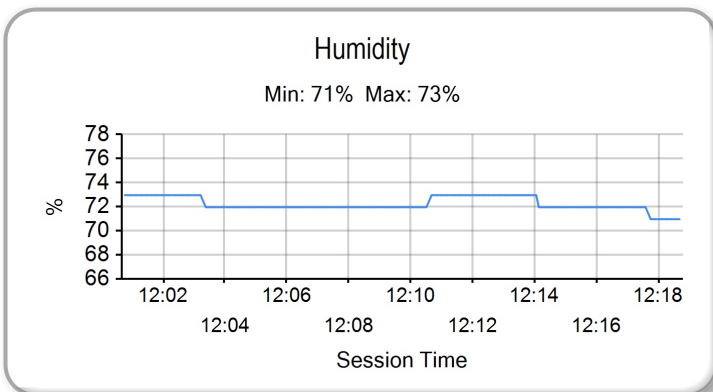
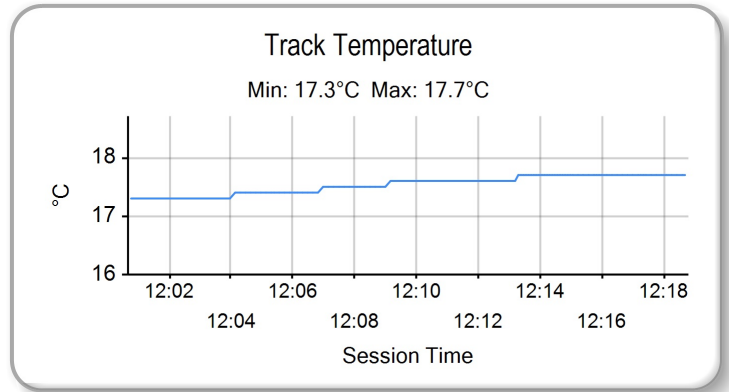
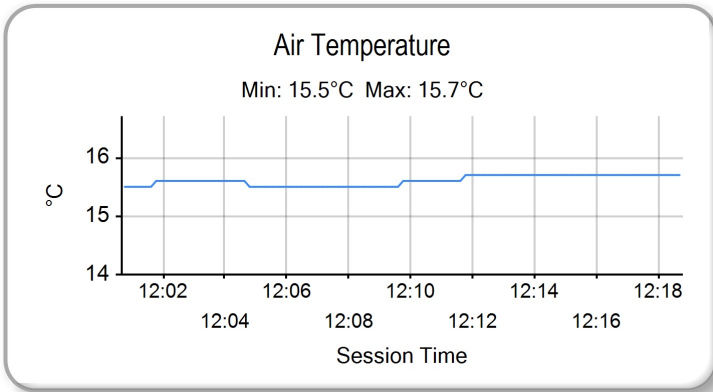
TIME	MESSAGE
12:01:00	TIME TO PITLANE OPEN: 3 MINUTES
12:01:10	
12:02:01	TIME TO PITLANE OPEN: 2 MINUTES
12:03:00	TIME TO PITLANE OPEN: 1 MINUTE
12:08:05	NO.79 STOPPED TECHNICAL PROBLEM - HOLLYWOOD
12:14:41	NO. 21 & 30 - COURSE CUT T9/T10 - LAP TIME CANCELLED

MCRCB BULLETIN TK164

2023 Bennetts British Superbike Championship - Round 10

2023 Bennetts British Superbike Championship with Pirelli

QUALIFYING - Q2 - WEATHER CONDITIONS



MCRCB BULLETIN TK165

2023 Bennetts British Superbike Championship - Round 10

2023 Bennetts British Superbike Championship with Pirelli

QUALIFYING - CLASSIFICATION



POS	NO	CL	PIC NAME	NAT	ENTRY	Q1	Q2
1	22	1	Jason O'HALLORAN	AUS	Yamaha - McAMS Yamaha		1:27.196
2	46	2	Tommy BRIDEWELL	GBR	Ducati - BeerMonster Ducati		1:27.338
3	91	3	Leon HASLAM	GBR	BMW - ROKIT BMW Motorrad Team		1:27.364
4	77	4	Kyle RYDE	GBR	Yamaha - LAMI OMG Racing Yamaha		1:27.492
5	7	5	Ryan VICKERS	GBR	Yamaha - LAMI OMG Racing Yamaha		1:27.525
6	2	6	Glenn IRWIN	GBR	Ducati - BeerMonster Ducati		1:27.552
7	59	7	Niccoló CANEPA	ITA	Yamaha - McAMS Yamaha	1:28.469	1:27.807
8	60	8	Peter HICKMAN	GBR	BMW - FHO Racing BMW Motorrad		1:27.967
9	86	9	Charlie NESBITT	GBR	Honda - MasterMac Honda by Hawk Racing		1:28.102
10	14	10	Lee JACKSON	GBR	Kawasaki - Cheshire Mouldings Kawasaki		1:28.113
11	21	11	Christian IDDON	GBR	Ducati - Oxford Products Racing Ducati		1:28.289
12	74	12	Davey TODD	GBR	BMW - Milwaukee BMW Motorrad	1:28.978	1:28.433
13	79	13	Storm STACEY	GBR	Kawasaki - Starline Racing Kawasaki	1:28.989	1:28.499
14	12	14	Luke MOSSEY	GBR	BMW - Tactix by Lloyd & Jones BMW		1:28.568
15	30	15	Max COOK	GBR	Kawasaki - Cheshire Mouldings Kawasaki		1:28.596
16	18	16	Andrew IRWIN	GBR	Honda - Honda Racing UK	1:29.033	1:28.686
17	25	17	Josh BROOKES	AUS	BMW - FHO Racing BMW Motorrad	1:29.224	1:28.732
18	97	18	Bradley PERIE	GBR	Kawasaki - Lee Hardy Racing Kawasaki	1:29.223	1:29.136
19	75	P 1	Alex OLSEN	GBR	Honda - Cumins by Team IWR Honda	1:29.247	
20	68	19	Tom NEAVE	GBR	Honda - Honda Racing UK	1:29.274	
21	4	20	Jack KENNEDY	IRL	Yamaha - Mar-Train Racing Yamaha	1:29.392	
22	55	21	Jack SCOTT	GBR	Kawasaki - Rapid CDH Racing Kawasaki	1:29.804	
23	54	P 2	Franco BOURNE	GBR	Honda - Marvel HCL Motorsport	1:30.156	
24	56	22	Louis VALLELEY	GBR	Kawasaki - Rapid CDH Racing Kawasaki	1:30.158	
25	6	23	Michael DUNLOP	GBR	Honda - Crendon Honda by Hawk Racing	1:31.359	
26	51	24	Brayden ELLIOTT	AUS	Kawasaki - DAO Racing Kawasaki	1:31.373	

Weather / Track : Cloudy / Dry

Donington Park GP: 2.4873 miles

These results are provisional until the conclusion of any judicial and technical matters.

Race Director : Stuart Higgs <i>S. Higgs</i>	Stewards :	Timekeeper : Richard Evans <i>R. EVANS</i>
---	------------	---

Digitally Approved at 12:25 Saturday, 30 September 2023

Digitally Approved at 12:24 Saturday, 30 September 2023

Results can be found at www.britishsuperbike.com

Printed - 12:19 Saturday, 30 September 2023





RACE 1 - BIKESOCIAL SPRINT - GRID (12 Laps) - AMENDED

ROW 9		26	51	Brayden ELLIOTT	1:31.373	25	6	Michael DUNLOP	1:31.359				
ROW 8	24	56	Louis VALLELEY	1:30.158	23	54	Franco BOURNE	1:30.156	22	55	Jack SCOTT	1:29.804	
ROW 7		21	4	Jack KENNEDY	1:29.392	20	68	Tom NEAVE	1:29.274	19	18	Andrew IRWIN	1:28.686
ROW 6	18	75	Alex OLSEN	1:29.247	17	97	Bradley PERIE	1:29.136	16	25	Josh BROOKES	1:28.732	
ROW 5		15	30	Max COOK	1:28.596	14	12	Luke MOSSEY	1:28.568	13	79	Storm STACEY	1:28.499
ROW 4	12	74	Davey TODD	1:28.433	11	21	Christian IDDON	1:28.289	10	14	Lee JACKSON	1:28.113	
ROW 3		9	86	Charlie NESBITT	1:28.102	8	60	Peter HICKMAN	1:27.967	7	59	Niccoló CANEPA	1:27.807
ROW 2	6	2	Glenn IRWIN	1:27.552	5	7	Ryan VICKERS	1:27.525	4	77	Kyle RYDE	1:27.492	
ROW 1		3	91	Leon HASLAM	1:27.364	2	46	Tommy BRIDEWELL	1:27.338	1	22	Jason O'HALLORAN	1:27.196
												Pole	

#18 - 3 Position grid penalty - Race direction decision under section B2.6 - Donington Park 21st May 2023

Donington Park GP: 2.4873 miles

These results are provisional until the conclusion of any judicial and technical matters.

Race Director : Stuart Higgs	Stewards :	Timekeeper : Richard Evans
------------------------------	------------	----------------------------

Results can be found at www.britishsuperbike.com

Printed - 12:32 Saturday, 30 September 2023



MCRCB BULLETIN TK235

2023 Bennetts British Superbike Championship - Round 10

2023 Bennetts British Superbike Championship with Pirelli

RACE 1 - BIKESOCIAL SPRINT - CLASSIFICATION



POS	NO	CL	PIC NAME	NAT	ENTRY	LAPS	TIME	GAP	DIFF	MPH	BEST	ON
1	7	1	Ryan VICKERS	GBR	Yamaha - LAMI OMG Racing Yamaha	10	16:36.887			89.68	1:38.602	6
2	91	2	Leon HASLAM	GBR	BMW - ROKIT BMW Motorrad Team	10	16:40.629	3.742	3.742	89.35	1:37.596	5
3	12	3	Luke MOSSEY	GBR	BMW - Tactix by Lloyd & Jones BMW	10	16:42.219	5.332	1.590	89.21	1:38.352	7
4	4	4	Jack KENNEDY	IRL	Yamaha - Mar-Train Racing Yamaha	10	16:42.380	5.493	0.161	89.19	1:38.850	7
5	14	5	Lee JACKSON	GBR	Kawasaki - Cheshire Mouldings Kawasaki	10	16:45.650	8.763	3.270	88.90	1:38.569	7
6	54	P	Franco BOURNE	GBR	Honda - Marvel HCL Motorsport	10	17:06.587	29.700	20.937	87.09	1:40.018	6
7	25	6	Josh BROOKES	AUS	BMW - FHO Racing BMW Motorrad	10	17:10.229	33.342	3.642	86.78	1:40.022	4
8	79	7	Storm STACEY	GBR	Kawasaki - Startline Racing Kawasaki	10	17:10.882	33.995	0.653	86.72	1:40.878	10
9	60	8	Peter HICKMAN	GBR	BMW - FHO Racing BMW Motorrad	10	17:14.014	37.127	3.132	86.46	1:42.047	4
10	56	9	Louis VALLELEY	GBR	Kawasaki - Rapid CDH Racing Kawasaki	10	17:16.782	39.895	2.768	86.23	1:41.573	5
11	68	10	Tom NEAVE	GBR	Honda - Honda Racing UK	10	17:21.068	44.181	4.286	85.88	1:41.601	10
12	77	11	Kyle RYDE	GBR	Yamaha - LAMI OMG Racing Yamaha	10	17:22.622	45.735	1.554	85.75	1:41.917	6
13	30	12	Max COOK	GBR	Kawasaki - Cheshire Mouldings Kawasaki	10	17:23.516	46.629	0.894	85.67	1:41.943	4
14	55	13	Jack SCOTT	GBR	Kawasaki - Rapid CDH Racing Kawasaki	10	17:23.671	46.784	0.155	85.66	1:42.312	4
15	97	14	Bradley PERIE	GBR	Kawasaki - Lee Hardy Racing Kawasaki	10	17:29.245	52.358	5.574	85.21	1:43.364	5
16	21	15	Christian IDDON	GBR	Ducati - Oxford Products Racing Ducati	10	17:39.284	1:02.397	10.039	84.40	1:39.503	5
17	22	16	Jason O'HALLORAN	AUS	Yamaha - McAMS Yamaha	10	17:40.539	1:03.652	1.255	84.30	1:42.854	5
18	74	17	Davey TODD	GBR	BMW - Milwaukee BMW Motorrad	10	17:42.011	1:05.124	1.472	84.18	1:42.815	4
19	51	18	Brayden ELLIOTT	AUS	Kawasaki - DAO Racing Kawasaki	10	17:42.474	1:05.587	0.463	84.15	1:43.088	4
20	86	19	Charlie NESBITT	GBR	Honda - MasterMac Honda by Hawk Racing	10	17:43.822	1:06.935	1.348	84.04	1:41.598	6
21	6	20	Michael DUNLOP	GBR	Honda - Crendon Honda by Hawk Racing	10	17:44.536	1:07.649	0.714	83.98	1:42.003	5
22	75	P	Alex OLSEN	GBR	Honda - Cumins by Team IWR Honda	10	17:57.035	1:20.148	12.499	83.01	1:43.870	7
23	2	21	Glenn IRWIN	GBR	Ducati - BeerMonster Ducati	9	17:22.683	1 Lap	1 Lap	77.16		
24	46	22	Tommy BRIDEWELL	GBR	Ducati - BeerMonster Ducati	9	17:42.996	1 Lap	20.313	75.68	1:46.816	3

NOT CLASSIFIED

DNF	18		Andrew IRWIN	GBR	Honda - Honda Racing UK	4	7:10.290	6 Laps	5 Laps	82.92	1:43.621	4
DNF	59		Niccoló CANEPA	ITA	Yamaha - McAMS Yamaha	1	2:06.061	9 Laps	3 Laps	69.95		

FASTEST LAP

	91		Leon HASLAM	GBR	BMW - ROKIT BMW Motorrad Team	5	1:37.596			91.75 mph	147.65 kph	
	54	P	Franco BOURNE	GBR	Honda - Marvel HCL Motorsport	6	1:40.018			89.52 mph	144.08 kph	

Note Regarding best lap times - F3.1 - Only a riders lap time set in a race using the tyres (front and rear together as a set) that he started the race on will be recorded for the purpose of determining the grid position for the next race.

Weather / Track : Rain / Wet

These results are provisional until the conclusion of any judicial and technical matters.

Race Distance: 10 Laps / 24.87 miles

Donington Park GP: 2.4873 miles

Date: 30/09/2023 Start: 16:50 Finish: 17:07

Race Director : Stuart Higgs	Stewards :	Timekeeper : Richard Evans
S. Higgs		R. EVANS
<small>Digitally Approved at 17:32 Saturday, 30 September 2023</small>		<small>Digitally Approved at 17:27 Saturday, 30 September 2023</small>

Results can be found at www.britishsuperbike.com

Printed - 17:16 Saturday, 30 September 2023



MCRCB BULLETIN TK236**2023 Bennetts British Superbike Championship - Round 10****2023 Bennetts British Superbike Championship with Pirelli****RACE 1 - BIKESOCIAL SPRINT - LAP CHART****LAP 1 @ 16:52:08.274**

NO	BEHIND	LAP TIME
7		1:43.447
60	2.272	1:45.719
14	3.221	1:46.668
4	3.557	1:47.004
91	5.049	1:48.496
12	5.168	1:48.615
97	7.430	1:50.877
79	7.917	1:51.364
21	8.292	1:51.739
77	8.590	1:52.037
30	8.820	1:52.267
25	8.999	1:52.446
22	9.562	1:53.009
54	9.645	1:53.092
56	9.722	1:53.169
86	9.990	1:53.437
55	10.059	1:53.506
18	11.263	1:54.710
74	11.392	1:54.839
68	12.266	1:55.713
46	13.967	1:57.414
6	14.055	1:57.502
51	14.258	1:57.705
75	14.923	1:58.370
2	20.793	2:04.240 P
59	22.614	2:06.061 P

LAP 2 @ 16:53:47.756

NO	BEHIND	LAP TIME
7		1:39.482
4	4.604	1:40.529
14	4.917	1:41.178
60	5.846	1:43.056
12	6.293	1:40.607
91	7.464	1:41.897
79	11.640	1:43.205
97	12.209	1:44.261
30	13.348	1:44.010
25	13.458	1:43.941
21	14.305	1:45.495
54	14.662	1:44.499
55	14.717	1:44.140
56	15.051	1:44.811
77	16.958	1:47.850
86	17.198	1:46.690
22	18.001	1:47.921
18	18.880	1:47.099
68	19.193	1:46.409
74	19.583	1:47.673
6	22.253	1:47.680
51	23.423	1:48.647
46	25.154	1:50.669
75	25.585	1:50.144

LAP 3 @ 16:55:27.186

NO	BEHIND	LAP TIME
7		1:39.430
4	4.942	1:39.768
14	5.081	1:39.594
12	6.456	1:39.593
91	8.280	1:40.246
60	9.387	1:42.971

79	14.598	1:42.388
97	16.240	1:43.461
25	16.430	1:42.402
30	16.771	1:42.853
54	17.113	1:41.881
55	17.896	1:42.609
21	18.006	1:43.131
56	18.455	1:42.834
2	1 Lap	3:17.717 D
86	21.086	1:43.318
77	21.915	1:44.387
68	22.263	1:42.500
22	23.024	1:44.453
18	24.310	1:44.860
74	24.451	1:44.298
6	27.283	1:44.460
51	28.668	1:44.675
46	32.540	1:46.816
75	33.362	1:47.207

LAP 4 @ 16:57:06.292

NO	BEHIND	LAP TIME
7		1:39.106
4	4.893	1:39.057
14	5.649	1:39.674
12	6.298	1:38.948
91	7.720	1:38.546
60	12.328	1:42.047
79	17.195	1:41.703
25	17.346	1:40.022
54	19.319	1:41.312
30	19.608	1:41.943
21	19.731	1:40.831
97	20.711	1:43.577
55	21.102	1:42.312
56	21.513	1:42.164
2	1 Lap	1:44.756 D
77	26.189	1:43.380
68	26.570	1:43.413
22	27.468	1:43.550
74	28.160	1:42.815
18	28.825	1:43.621
86	29.577	1:47.597
6	31.567	1:43.390
51	32.650	1:43.088
75	40.459	1:46.203
46	51.846	1:58.412

LAP 5 @ 16:58:45.354

NO	BEHIND	LAP TIME
7		1:39.062
4	4.740	1:38.909
14	5.643	1:39.056
12	6.017	1:38.781
91	6.254	1:37.596
60	15.674	1:42.408
25	19.275	1:40.991
21	20.172	1:39.503
79	20.505	1:42.372
54	20.675	1:40.418
30	23.677	1:43.131
56	24.024	1:41.573
55	24.407	1:42.367
97	25.013	1:43.364
77	29.519	1:42.392

2	1 Lap	1:43.578 D
68	30.266	1:42.758
22	31.260	1:42.854
86	32.204	1:41.689
74	33.067	1:43.969
6	34.508	1:42.003
51	36.707	1:43.119
75	46.378	1:44.981
46	1:01.748	1:48.964

LAP 6 @ 17:00:23.956

NO	BEHIND	LAP TIME
7		1:38.602
4	5.784	1:39.646
91	6.524	1:38.872
12	7.019	1:39.604
14	7.359	1:40.318
60	20.159	1:43.087
54	22.091	1:40.018
25	22.826	1:42.153
79	24.539	1:42.636
56	27.488	1:42.066
30	29.173	1:44.098
55	29.362	1:43.557
97	30.755	1:44.344
77	32.834	1:41.917
68	33.646	1:41.982
2	1 Lap	1:43.106 D
86	35.200	1:41.598
22	36.356	1:43.698
74	39.380	1:44.915
6	39.940	1:44.034
21	42.196	2:00.626
51	43.511	1:45.406
75	52.435	1:44.659
46	1:12.945	1:49.799

LAP 7 @ 17:02:03.445

NO	BEHIND	LAP TIME
7		1:39.489
4	5.145	1:38.850
91	5.273	1:38.238
12	5.882	1:38.352
14	6.439	1:38.569
54	23.096	1:40.494
60	24.031	1:43.361
25	25.749	1:42.412
79	27.007	1:41.957
56	29.820	1:41.821
55	33.479	1:43.606
30	34.085	1:44.401
77	35.432	1:42.087
97	36.019	1:44.753
68	36.106	1:41.949
2	1 Lap	1:42.691 D
86	37.629	1:41.918
22	40.280	1:43.413
21	45.104	1:42.397
74	45.828	1:45.937
6	46.151	1:45.700
51	47.812	1:43.790
75	56.816	1:43.870
46	1:19.738	1:46.282 P

LAP 8 @ 17:03:42.674

NO	BEHIND	LAP TIME
7		1:39.229
91	5.008	1:38.964
4	5.179	1:39.263
12	5.728	1:39.075
14	6.929	1:39.719
54	24.585	1:40.718
60	28.448	1:43.646
25	28.658	1:42.138
79	29.941	1:42.163
56	33.026	1:42.435
55	38.091	1:43.841
77	38.502	1:42.299
30	39.608	1:44.752
68	39.680	1:42.803
2	1 Lap	1:42.299 D
86	41.341	1:42.941
97	42.035	1:45.245
22	46.196	1:45.145
21	50.876	1:45.001
74	52.131	1:45.532
6	52.655	1:45.733
51	53.691	1:45.108
75	1:03.153	1:45.566

LAP 9 @ 17:05:21.771

NO	BEHIND	LAP TIME
7		1:39.097
91	4.975	1:39.064
4	5.481	1:39.399
12	5.932	1:39.301
14	8.025	1:40.193
54	27.210	1:41.722
25	31.568	1:42.007
79	33.060	1:42.216
60	33.889	1:44.538
56	36.820	1:42.891
77	41.672	1:42.267
68	42.523	1:41.940
55	43.171	1:44.177
2	1 Lap	1:42.132 D
30	44.029	1:43.518
86	47.314	1:45.070
97	47.842	1:44.904
22	54.608	1:47.509
21	57.136	1:45.357
74	58.943	1:45.909
6	59.462	1:45.904
51	59.812	1:45.218
46	1 Lap	3:00.589 D
75	1:11.745	1:47.689

LAP 10 @ 17:07:01.714

NO	BEHIND	LAP TIME
7		1:39.943
91	3.742	1:38.710
12	5.332	1:39.343
4	5.493	1:39.955
14	8.763	1:40.681
54	29.700	1:42.433
25	33.342	1:41.717
79	33.995	1:40.878
60	37.127	1:43.181

56	39.895	1:43.018
68	44.181	1:41.601
77	45.735	1:44.006
2	1 Lap	1:42.164 D
30	46.629	1:42.543
55	46.784	1:43.556
97	52.358	1:44.459
21	1:02.397	1:45.204
22	1:03.652	1:48.987
74	1:05.124	1:46.124
51	1:05.587	1:45.718
46	1 Lap	1:44.051 D
86	1:06.935	1:59.564
6	1:07.649	1:48.130
75	1:20.148	1:48.346

Weather / Track : Rain / Wet

Donington Park GP: 2.4873 miles
Date: 30/09/2023 Start: 16:50 Finish: 17:07Results can be found at www.tsl-timing.com

Printed - 17:18 Saturday, 30 September 2023

MCRCB BULLETIN TK237

2023 Bennetts British Superbike Championship - Round 10

2023 Bennetts British Superbike Championship with Pirelli

RACE 1 - BIKESOCIAL SPRINT - POSITION CHART

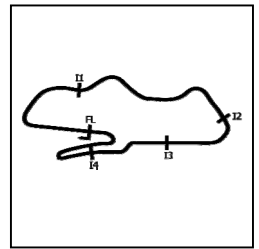
No	Name	Lap												
		Pos	1	2	3	4	5	6	7	8	9	10		
22	O'HALLORAN	1	7	7	7	7	7	7	7	7	7	7	7	7
46	BRIDEWELL	2	60	4	4	4	4	4	4	4	91	91	91	
91	HASLAM	3	14	14	14	14	14	14	91	91	4	4	12	
77	RYDE	4	4	60	12	12	12	12	12	12	12	12	4	
7	VICKERS	5	91	12	91	91	91	14	14	14	14	14	14	
2	IRWIN	6	12	91	60	60	60	60	54	54	54	54	54	
59	CANEPA	7	97	79	79	79	25	54	60	60	25	25		
60	HICKMAN	8	79	97	97	25	21	25	25	25	79	79		
86	NESBITT	9	21	30	25	54	79	79	79	79	60	60		
14	JACKSON	10	77	25	30	30	54	56	56	56	56	56		
21	IDDON	11	30	21	54	21	30	30	55	55	77	68		
74	TODD	12	25	54	55	97	56	55	30	77	68	77		
79	STACEY	13	22	55	21	55	55	97	77	30	55	30		
12	MOSSEY	14	54	56	56	56	97	77	97	68	30	55		
30	COOK	15	56	77	86	77	77	68	68	86	86	97		
25	BROOKES	16	86	86	77	68	68	86	86	97	97	21		
97	PERIE	17	55	22	68	22	22	22	22	22	22	22		
75	OLSEN	18	18	18	22	74	86	74	21	21	21	74		
18	IRWIN	19	74	68	18	18	74	6	74	74	74	51		
68	NEAVE	20	68	74	74	86	6	21	6	6	6	86		
4	KENNEDY	21	46	6	6	6	51	51	51	51	51	6		
55	SCOTT	22	6	51	51	51	75	75	75	75	75	75		
54	BOURNE	23	51	46	46	75	46	46	46	2	2			
56	VALLELEY	24	75	75	75	46	2	2	2	46	46			
6	DUNLOP	25	2	2	2	2								
51	ELLIOTT	26	59											

MCRCB BULLETIN TK238

2023 Bennetts British Superbike Championship - Round 10

2023 Bennetts British Superbike Championship with Pirelli

RACE 1 - BIKESOCIAL SPRINT - SECTOR ANALYSIS



SECTOR 1 = FL to I1, SECTOR 2 = I1 to I2, SECTOR 3 = I2 to I3, SECTOR 4 = I3 to I4, SECTOR 5 = I4 to FL, DIFF = Difference To Personal Best Lap, P = Crossed Finish Line in Pit Lane, D = Time Disallowed

P1		7		Ryan VICKERS					Yamaha - LAMI OMG Racing Yamaha						
IDEAL LAP TIME		: 1:38.361		BEST LAP TIME		: 1:38.602		DIFFERENCE		: 0.241					
LAP	SECTOR 1	SECTOR 2	SECTOR 3	SECTOR 4	SECTOR 5	LAP TIME	MPH	DIFF	TIME OF DAY						
1-		100.1	28.196	12.742	154.6	12.244	25.642	113.1	1:43.447	86.56	4.845	16:52:08.274			
2-	21.530	104.0	27.815	12.512	157.9	12.206	25.419	113.5	1:39.482	90.01	0.880	16:53:47.756			
3-	21.576	107.8	27.555	12.707	157.9	12.187	25.405	113.7	1:39.430	90.05	0.828	16:55:27.186			
4-	21.533	103.0	27.594	12.549	158.2	12.044	25.386	113.7	1:39.106	90.35	0.504	16:57:06.292			
5-	21.562	104.0	27.404	12.609	158.2	12.028	25.459	113.9	1:39.062 (2)	90.39	0.460	16:58:45.354			
6-	21.312	107.0	27.189	12.753	157.9	12.025	25.323	114.1	1:38.602 (1)	90.81		17:00:23.956			
7-	21.448	103.7	27.653	12.619	157.9	12.134	25.635	113.5	1:39.489	90.00	0.887	17:02:03.445			
8-	21.406	104.8	27.513	12.771	157.1	12.067	25.472	114.1	1:39.229	90.24	0.627	17:03:42.674			
9-	21.322	107.8	27.513	12.741	157.5	12.176	25.345	114.1	1:39.097 (3)	90.36	0.495	17:05:21.771			
10-	21.602	105.8	27.737	12.672	158.2	12.138	25.794	102.4	1:39.943	89.59	1.341	17:07:01.714			

P2		91		Leon HASLAM					BMW - ROKiT BMW Motorrad Team						
IDEAL LAP TIME		: 1:37.494		BEST LAP TIME		: 1:37.596		DIFFERENCE		: 0.102					
LAP	SECTOR 1	SECTOR 2	SECTOR 3	SECTOR 4	SECTOR 5	LAP TIME	MPH	DIFF	TIME OF DAY						
1-		99.2	29.856	13.100	149.7	13.041	27.076	111.4	1:48.496	82.53	10.900	16:52:13.323			
2-	22.382	101.8	28.488	12.892	157.1	12.319	25.816	115.1	1:41.897	87.87	4.301	16:53:55.220			
3-	21.489	108.7	27.859	12.612	155.7	12.447	25.839	114.5	1:40.246	89.32	2.650	16:55:35.466			
4-	21.298	109.4	27.500	12.437	161.7	11.997	25.314	115.7	1:38.546 (3)	90.86	0.950	16:57:14.012			
5-	21.089	110.7	27.114	12.134	161.3	11.909	25.350	117.5	1:37.596 (1)	91.75		16:58:51.608			
6-	21.438	105.0	27.400	12.314	158.2	12.364	25.356	114.5	1:38.872	90.56	1.276	17:00:30.480			
7-	21.289	109.8	27.078	12.350	154.6	12.180	25.341	116.5	1:38.238 (2)	91.15	0.642	17:02:08.718			
8-	21.286	110.3	27.249	12.489	161.3	12.153	25.787	113.7	1:38.964	90.48	1.368	17:03:47.682			
9-	21.560	108.5	27.684	12.447	162.0	12.089	25.284	115.7	1:39.064	90.39	1.468	17:05:26.746			
10-	21.246	110.1	27.572	12.448	160.5	12.056	25.388	114.5	1:38.710	90.71	1.114	17:07:05.456			

P3		12		Luke MOSSEY					BMW - Tactix by Lloyd & Jones BMW						
IDEAL LAP TIME		: 1:38.174		BEST LAP TIME		: 1:38.352		DIFFERENCE		: 0.178					
LAP	SECTOR 1	SECTOR 2	SECTOR 3	SECTOR 4	SECTOR 5	LAP TIME	MPH	DIFF	TIME OF DAY						
1-		89.0	29.694	12.774	147.8	12.643	26.678	113.9	1:48.615	82.44	10.263	16:52:13.442			
2-	21.900	104.5	27.932	12.583	154.2	12.277	25.915	114.3	1:40.607	89.00	2.255	16:53:54.049			
3-	21.609	107.7	27.545	12.571	155.3	12.228	25.640	113.7	1:39.593	89.91	1.241	16:55:33.642			
4-	21.055	109.4	27.200	12.487	153.2	12.260	25.946	114.5	1:38.948 (3)	90.49	0.596	16:57:12.590			
5-	21.143	110.7	27.257	12.523	153.9	12.212	25.646	115.3	1:38.781 (2)	90.64	0.429	16:58:51.371			
6-	21.473	105.6	27.407	12.530	153.2	12.576	25.618	114.9	1:39.604	89.90	1.252	17:00:30.975			
7-	21.150	111.4	27.152	12.570	158.2	12.098	25.382	116.9	1:38.352 (1)	91.04		17:02:09.327			
8-	21.095	109.4	27.293	12.625	153.5	12.445	25.617	115.3	1:39.075	90.38	0.723	17:03:48.402			
9-	21.371	108.5	27.608	12.642	153.2	12.226	25.454	116.5	1:39.301	90.17	0.949	17:05:27.703			
10-	21.133	110.0	27.214	12.554	157.5	12.233	26.209	110.5	1:39.343	90.13	0.991	17:07:07.046			

P4		4		Jack KENNEDY					Yamaha - Mar-Train Racing Yamaha						
IDEAL LAP TIME		: 1:38.569		BEST LAP TIME		: 1:38.850		DIFFERENCE		: 0.281					
LAP	SECTOR 1	SECTOR 2	SECTOR 3	SECTOR 4	SECTOR 5	LAP TIME	MPH	DIFF	TIME OF DAY						
1-		100.7	28.524	12.665	154.2	12.555	26.586	112.7	1:47.004	83.68	8.154	16:52:11.831			
2-	21.641	103.8	27.867	12.870	152.5	12.389	25.762	113.5	1:40.529	89.07	1.679	16:53:52.360			
3-	21.297	109.1	27.414	12.635	153.5	12.443	25.979	112.7	1:39.768	89.75	0.918	16:55:32.128			
4-	21.224	109.6	27.281	12.578	153.5	12.277	25.697	113.5	1:39.057 (3)	90.39	0.207	16:57:11.185			
5-	21.182	108.9	27.286	12.556	156.7	12.150	25.735	113.1	1:38.909 (2)	90.53	0.059	16:58:50.094			
6-	21.290	108.2	27.277	12.660	152.8	12.433	25.986	113.1	1:39.646	89.86	0.796	17:00:29.740			
7-	21.262	109.1	27.137	12.574	154.6	12.107	25.770	113.3	1:38.850 (1)	90.58		17:02:08.590			
8-	21.543	108.9	27.214	12.541	157.9	12.119	25.846	114.1	1:39.263	90.20	0.413	17:03:47.853			
9-	21.483	110.5	27.368	12.552	157.5	12.394	25.602	114.7	1:39.399	90.08	0.549	17:05:27.252			
10-	21.201	110.3	27.239	12.922	153.5	12.134	26.459	108.2	1:39.955	89.58	1.105	17:07:07.207			

MCRCB BULLETIN TK238

2023 Bennetts British Superbike Championship - Round 10

2023 Bennetts British Superbike Championship with Pirelli

RACE 1 - BIKESOCIAL SPRINT - SECTOR ANALYSIS



SECTOR 1 = FL to I1, SECTOR 2 = I1 to I2, SECTOR 3 = I2 to I3, SECTOR 4 = I3 to I4, SECTOR 5 = I4 to FL, DIFF = Difference To Personal Best Lap, P = Crossed Finish Line in Pit Lane, D = Time Disallowed

P5 14		Lee JACKSON					Kawasaki - Cheshire Mouldings Kawasaki					
IDEAL LAP TIME : 1:38.444		BEST LAP TIME : 1:38.569					DIFFERENCE : 0.125					
LAP	SECTOR 1	SECTOR 2	SECTOR 3	SECTOR 4	SECTOR 5	LAP TIME	MPH	DIFF	TIME OF DAY			
1-	99.7	29.302	12.814	148.4	12.480	26.326	111.1	1:46.668	83.94	8.099	16:52:11.495	
2-	21.869	105.3	28.241	12.736	151.8	12.616	25.716	114.9	1:41.178	88.50	2.609	16:53:52.673
3-	21.228	106.1	27.562	12.501	151.1	12.310	25.993	114.5	1:39.594 (3)	89.90	1.025	16:55:32.267
4-	21.405	105.3	27.493	12.482	151.8	12.320	25.974	112.0	1:39.674	89.83	1.105	16:57:11.941
5-	21.347	106.8	27.475	12.479	155.3	12.043	25.712	115.1	1:39.056 (2)	90.39	0.487	16:58:50.997
6-	21.319	105.3	27.646	12.618	150.4	12.696	26.039	114.5	1:40.318	89.26	1.749	17:00:31.315
7-	21.181	108.0	27.261	12.455	151.1	12.101	25.571	116.9	1:38.569 (1)	90.84		17:02:09.884
8-	21.114	107.5	27.693	12.602	153.2	12.266	26.044	115.7	1:39.719	89.79	1.150	17:03:49.603
9-	21.438	107.2	28.040	12.581	150.1	12.288	25.846	115.9	1:40.193	89.37	1.624	17:05:29.796
10-	21.528	104.5	28.089	12.738	151.1	12.170	26.156	113.3	1:40.681	88.93	2.112	17:07:10.477

P6 54 P		Franco BOURNE					Honda - Marvel HCL Motorsport					
IDEAL LAP TIME : 1:39.500		BEST LAP TIME : 1:40.018					DIFFERENCE : 0.518					
LAP	SECTOR 1	SECTOR 2	SECTOR 3	SECTOR 4	SECTOR 5	LAP TIME	MPH	DIFF	TIME OF DAY			
1-	83.5	30.677	13.477	146.2	13.519	27.961	109.8	1:53.092	79.17	13.074	16:52:17.919	
2-	22.501	103.4	29.392	13.149	151.4	12.826	26.631	113.7	1:44.499	85.68	4.481	16:54:02.418
3-	21.659	107.2	28.078	12.723	145.2	12.864	26.557	113.9	1:41.881	87.89	1.863	16:55:44.299
4-	21.711	106.6	28.245	12.622	154.6	12.678	26.056	114.7	1:41.312	88.38	1.294	16:57:25.611
5-	21.321	106.8	27.683	12.527	153.5	12.527	26.360	116.3	1:40.418 (2)	89.17	0.400	16:59:06.029
6-	21.072	110.3	27.523	12.682	153.2	12.430	26.311	114.5	1:40.018 (1)	89.52		17:00:46.047
7-	21.408	107.3	27.766	12.908	155.7	12.464	25.948	112.0	1:40.494 (3)	89.10	0.476	17:02:26.541
8-	21.272	106.5	27.854	12.662	155.7	12.465	26.465	113.5	1:40.718	88.90	0.700	17:04:07.259
9-	21.478	103.8	28.467	12.776	154.9	12.537	26.464	111.4	1:41.722	88.02	1.704	17:05:48.981
10-	21.491	101.3	28.502	12.893	153.9	12.697	26.850	110.0	1:42.433	87.41	2.415	17:07:31.414

P7 25		Josh BROOKES					BMW - FHO Racing BMW Motorrad					
IDEAL LAP TIME : 1:40.022		BEST LAP TIME : 1:40.022					DIFFERENCE : 0.000					
LAP	SECTOR 1	SECTOR 2	SECTOR 3	SECTOR 4	SECTOR 5	LAP TIME	MPH	DIFF	TIME OF DAY			
1-	82.0	30.656	13.446	146.8	13.647	27.442	111.6	1:52.446	79.63	12.424	16:52:17.273	
2-	22.678	97.5	29.240	12.761	153.9	12.714	26.548	113.1	1:43.941	86.14	3.919	16:54:01.214
3-	21.750	103.7	28.393	13.388	153.9	12.571	26.300	115.3	1:42.402	87.44	2.380	16:55:43.616
4-	21.556	104.5	27.846	12.526	157.9	12.341	25.753	116.5	1:40.022 (1)	89.52		16:57:23.638
5-	21.578	101.5	28.356	12.669	159.4	12.383	26.005	114.3	1:40.991 (2)	88.66	0.969	16:59:04.629
6-	22.022	103.7	28.594	12.913	157.5	12.566	26.058	115.5	1:42.153	87.65	2.131	17:00:46.782
7-	21.849	105.6	28.466	13.115	154.2	12.657	26.325	114.5	1:42.412	87.43	2.390	17:02:29.194
8-	21.781	107.5	28.402	13.143	156.7	12.586	26.226	116.7	1:42.138	87.67	2.116	17:04:11.332
9-	21.879	104.0	28.560	13.141	159.4	12.488	25.939	115.7	1:42.007	87.78	1.985	17:05:53.339
10-	21.846	103.0	28.459	12.941	157.9	12.530	25.941	113.9	1:41.717 (3)	88.03	1.695	17:07:35.056

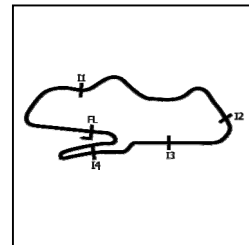
P8 79		Storm STACEY					Kawasaki - Starline Racing Kawasaki					
IDEAL LAP TIME : 1:40.745		BEST LAP TIME : 1:40.878					DIFFERENCE : 0.133					
LAP	SECTOR 1	SECTOR 2	SECTOR 3	SECTOR 4	SECTOR 5	LAP TIME	MPH	DIFF	TIME OF DAY			
1-	90.4	30.522	13.296	146.5	13.091	27.490	109.8	1:51.364	80.40	10.486	16:52:16.191	
2-	21.975	102.9	28.765	13.100	154.2	12.780	26.585	113.7	1:43.205	86.76	2.327	16:53:59.396
3-	21.558	109.1	28.534	13.031	154.2	12.798	26.467	113.7	1:42.388	87.45	1.510	16:55:41.784
4-	21.757	110.3	27.862	13.009	154.9	12.543	26.532	112.9	1:41.703 (2)	88.04	0.825	16:57:23.487
5-	21.904	105.8	28.382	12.940	154.9	12.546	26.600	114.1	1:42.372	87.46	1.494	16:59:05.859
6-	22.295	110.5	27.992	13.272	153.9	12.519	26.558	112.2	1:42.636	87.24	1.758	17:00:48.495
7-	21.824	110.9	28.024	13.131	154.6	12.511	26.467	112.7	1:41.957 (3)	87.82	1.079	17:02:30.452
8-	21.676	111.2	27.968	13.250	153.9	12.648	26.621	112.5	1:42.163	87.64	1.285	17:04:12.615
9-	21.798	109.6	28.208	13.164	154.6	12.668	26.378	113.1	1:42.216	87.60	1.338	17:05:54.831
10-	21.513	110.9	27.716	13.073	154.2	12.413	26.163	111.4	1:40.878 (1)	88.76		17:07:35.709

MCRCB BULLETIN TK238

2023 Bennetts British Superbike Championship - Round 10

2023 Bennetts British Superbike Championship with Pirelli

RACE 1 - BIKESOCIAL SPRINT - SECTOR ANALYSIS



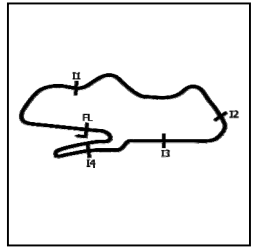
SECTOR 1 = FL to I1, SECTOR 2 = I1 to I2, SECTOR 3 = I2 to I3, SECTOR 4 = I3 to I4, SECTOR 5 = I4 to FL, DIFF = Difference To Personal Best Lap, P = Crossed Finish Line in Pit Lane, D = Time Disallowed

P9	60	Peter HICKMAN					BMW - FHO Racing BMW Motorrad					
IDEAL LAP TIME : 1:41.466		BEST LAP TIME : 1:42.047			DIFFERENCE : 0.581							
LAP	SECTOR 1	SECTOR 2	SECTOR 3	SECTOR 4	SECTOR 5	LAP TIME	MPH	DIFF	TIME OF DAY			
1-	101.6	28.108	13.274	149.1	12.794	26.309	111.8	1:45.719	84.70	3.672	16:52:10.546	
2-	21.920	105.3	28.766	13.069	155.3	12.771	26.530	113.1	1:43.056	86.88	1.009	16:53:53.602
3-	21.873	107.7	28.452	12.944	155.3	12.698	27.004	114.1	1:42.971 (3)	86.96	0.924	16:55:36.573
4-	21.891	107.5	28.402	12.873	156.4	12.408	26.473	113.9	1:42.047 (1)	87.74		16:57:18.620
5-	21.927	106.0	28.467	13.036	157.1	12.383	26.595	113.3	1:42.408 (2)	87.43	0.361	16:59:01.028
6-	22.023	106.1	28.698	13.124	156.7	12.656	26.586	113.3	1:43.087	86.86	1.040	17:00:44.115
7-	21.882	104.6	28.929	13.131	157.5	12.551	26.868	112.7	1:43.361	86.63	1.314	17:02:27.476
8-	22.160	103.8	28.952	13.244	157.1	12.597	26.693	110.9	1:43.646	86.39	1.599	17:04:11.122
9-	22.371	103.5	28.953	13.196	154.9	12.774	27.244	113.3	1:44.538	85.65	2.491	17:05:55.660
10-	21.793	106.6	29.043	13.130	156.7	12.660	26.555	113.1	1:43.181	86.78	1.134	17:07:38.841

P10	56	Louis VALLELEY					Kawasaki - Rapid CDH Racing Kawasaki					
IDEAL LAP TIME : 1:41.306		BEST LAP TIME : 1:41.573			DIFFERENCE : 0.267							
LAP	SECTOR 1	SECTOR 2	SECTOR 3	SECTOR 4	SECTOR 5	LAP TIME	MPH	DIFF	TIME OF DAY			
1-	87.8	30.887	13.168	143.7	13.508	27.963	108.0	1:53.169	79.12	11.596	16:52:17.996	
2-	22.547	99.8	29.271	13.204	150.1	12.808	26.981	111.1	1:44.811	85.43	3.238	16:54:02.807
3-	21.691	103.7	28.915	12.804	149.4	12.800	26.624	112.0	1:42.834	87.07	1.261	16:55:45.641
4-	21.812	106.3	28.238	12.834	151.8	12.744	26.536	115.1	1:42.164	87.64	0.591	16:57:27.805
5-	21.714	103.0	28.190	12.650	157.1	12.643	26.376	114.5	1:41.573 (1)	88.15		16:59:09.378
6-	22.213	108.2	28.200	12.739	152.5	12.533	26.381	114.9	1:42.066 (3)	87.73	0.493	17:00:51.444
7-	21.850	107.8	28.275	12.850	151.4	12.536	26.310	115.3	1:41.821 (2)	87.94	0.248	17:02:33.265
8-	21.657	106.6	28.159	13.161	147.8	12.870	26.588	114.9	1:42.435	87.41	0.862	17:04:15.700
9-	22.074	100.7	28.743	12.902	153.2	12.530	26.642	115.3	1:42.891	87.02	1.318	17:05:58.591
10-	22.150	103.2	28.757	12.805	152.5	12.779	26.527	113.5	1:43.018	86.92	1.445	17:07:41.609

P11	68	Tom NEAVE					Honda - Honda Racing UK					
IDEAL LAP TIME : 1:41.107		BEST LAP TIME : 1:41.601			DIFFERENCE : 0.494							
LAP	SECTOR 1	SECTOR 2	SECTOR 3	SECTOR 4	SECTOR 5	LAP TIME	MPH	DIFF	TIME OF DAY			
1-	92.1	32.221	13.521	137.5	13.657	28.293	112.7	1:55.713	77.38	14.112	16:52:20.540	
2-	22.787	104.0	30.004	12.956	149.4	13.193	27.469	114.3	1:46.409	84.15	4.808	16:54:06.949
3-	22.045	104.3	28.367	12.531	153.2	12.462	27.095	113.1	1:42.500	87.36	0.899	16:55:49.449
4-	22.044	107.0	29.104	12.743	149.1	12.660	26.862	115.9	1:43.413	86.58	1.812	16:57:32.862
5-	21.972	106.3	28.409	12.786	152.1	12.708	26.883	116.5	1:42.758	87.14	1.157	16:59:15.620
6-	21.885	106.0	28.310	12.772	153.9	12.569	26.446	115.5	1:41.982	87.80	0.381	17:00:57.602
7-	21.862	107.3	28.016	12.676	151.4	12.535	26.860	112.2	1:41.949 (3)	87.83	0.348	17:02:39.551
8-	22.095	108.0	28.329	12.838	151.4	12.494	27.047	114.5	1:42.803	87.10	1.202	17:04:22.354
9-	22.070	104.2	28.109	12.893	157.1	12.410	26.458	115.3	1:41.940 (2)	87.84	0.339	17:06:04.294
10-	21.828	105.1	28.236	12.805	154.6	12.372	26.360	114.5	1:41.601 (1)	88.13		17:07:45.895

P12	77	Kyle RYDE					Yamaha - LAMI OMG Racing Yamaha					
IDEAL LAP TIME : 1:41.462		BEST LAP TIME : 1:41.917			DIFFERENCE : 0.455							
LAP	SECTOR 1	SECTOR 2	SECTOR 3	SECTOR 4	SECTOR 5	LAP TIME	MPH	DIFF	TIME OF DAY			
1-	94.2	30.922	13.544	144.3	13.622	28.306	110.9	1:52.037	79.92	10.120	16:52:16.864	
2-	23.021	95.0	30.251	13.828	144.3	13.362	27.388	112.0	1:47.850	83.02	5.933	16:54:04.714
3-	22.106	98.5	29.206	13.021	152.1	13.144	26.910	114.3	1:44.387	85.78	2.470	16:55:49.101
4-	22.086	99.5	29.022	12.678	150.4	13.083	26.511	114.7	1:43.380	86.61	1.463	16:57:32.481
5-	22.158	103.5	28.406	12.899	155.7	12.643	26.286	115.9	1:42.392	87.45	0.475	16:59:14.873
6-	21.972	102.4	28.223	12.678	154.6	12.776	26.268	114.9	1:41.917 (1)	87.86		17:00:56.790
7-	21.881	103.7	28.386	12.694	154.9	12.741	26.385	114.7	1:42.087 (2)	87.71	0.170	17:02:38.877
8-	21.686	106.8	28.232	12.983	148.4	13.166	26.232	116.1	1:42.299	87.53	0.382	17:04:21.176
9-	21.954	101.9	28.566	12.749	153.9	12.727	26.271	115.3	1:42.267 (3)	87.55	0.350	17:06:03.443
10-	21.802	103.4	28.904	13.178	147.1	13.178	26.944	113.7	1:44.006	86.09	2.089	17:07:47.449



SECTOR 1 = FL to I1, SECTOR 2 = I1 to I2, SECTOR 3 = I2 to I3, SECTOR 4 = I3 to I4, SECTOR 5 = I4 to FL, DIFF = Difference To Personal Best Lap, P = Crossed Finish Line in Pit Lane, D = Time Disallowed

P13 30		Max COOK					Kawasaki - Cheshire Mouldings Kawasaki					
IDEAL LAP TIME : 1:41.822		BEST LAP TIME : 1:41.943					DIFFERENCE : 0.121					
LAP	SECTOR 1	SECTOR 2	SECTOR 3	SECTOR 4	SECTOR 5	LAP TIME	MPH	DIFF	TIME OF DAY			
1-	89.8	30.900	13.466	145.5	13.398	27.420	111.2	1:52.267	79.76	10.324	16:52:17.094	
2-	22.408	101.5	28.735	13.047	148.7	13.010	26.810	112.2	1:44.010	86.09	2.067	16:54:01.104
3-	21.964	104.5	28.539	13.078	149.4	12.927	26.345	112.7	1:42.853 (3)	87.06	0.910	16:55:43.957
4-	21.843	105.8	28.110	12.843	156.0	12.723	26.424	115.5	1:41.943 (1)	87.83		16:57:25.900
5-	22.015	108.5	28.175	13.023	152.5	12.770	27.148	110.3	1:43.131	86.82	1.188	16:59:09.031
6-	22.132	105.8	28.807	13.253	149.7	12.880	27.026	111.8	1:44.098	86.01	2.155	17:00:53.129
7-	22.369	104.5	28.840	13.282	150.4	13.022	26.888	113.9	1:44.401	85.76	2.458	17:02:37.530
8-	22.314	106.8	28.733	13.472	142.4	13.095	27.138	112.2	1:44.752	85.48	2.809	17:04:22.282
9-	22.311	105.1	28.383	12.998	148.7	12.823	27.003	112.7	1:43.518	86.50	1.575	17:06:05.800
10-	21.884	109.6	28.570	13.042	156.7	12.681	26.366	114.5	1:42.543 (2)	87.32	0.600	17:07:48.343

P14 55		Jack SCOTT					Kawasaki - Rapid CDH Racing Kawasaki					
IDEAL LAP TIME : 1:41.841		BEST LAP TIME : 1:42.312					DIFFERENCE : 0.471					
LAP	SECTOR 1	SECTOR 2	SECTOR 3	SECTOR 4	SECTOR 5	LAP TIME	MPH	DIFF	TIME OF DAY			
1-	85.4	31.387	13.248	137.5	13.634	27.775	112.4	1:53.506	78.88	11.194	16:52:18.333	
2-	22.402	98.5	29.415	13.072	149.7	12.799	26.452	114.5	1:44.140	85.98	1.828	16:54:02.473
3-	21.815	101.5	28.865	12.841	154.2	12.732	26.356	114.7	1:42.609 (3)	87.26	0.297	16:55:45.082
4-	22.056	105.1	28.464	12.949	152.8	12.660	26.183	115.3	1:42.312 (1)	87.52		16:57:27.394
5-	21.967	104.2	28.474	12.952	153.2	12.623	26.351	116.5	1:42.367 (2)	87.47	0.055	16:59:09.761
6-	22.151	103.8	29.084	13.275	153.9	12.660	26.387	115.3	1:43.557	86.46	1.245	17:00:53.318
7-	22.457	105.6	28.878	13.252	150.4	12.790	26.229	114.7	1:43.606	86.42	1.294	17:02:36.924
8-	21.987	106.0	29.302	13.554	149.7	12.900	26.098	112.9	1:43.841	86.23	1.529	17:04:20.765
9-	22.521	93.5	28.992	13.214	149.1	12.834	26.616	113.3	1:44.177	85.95	1.865	17:06:04.942
10-	22.144	105.5	29.367	13.111	153.2	12.745	26.189	114.3	1:43.556	86.46	1.244	17:07:48.498

P15 97		Bradley PERIE					Kawasaki - Lee Hardy Racing Kawasaki					
IDEAL LAP TIME : 1:42.916		BEST LAP TIME : 1:43.364					DIFFERENCE : 0.448					
LAP	SECTOR 1	SECTOR 2	SECTOR 3	SECTOR 4	SECTOR 5	LAP TIME	MPH	DIFF	TIME OF DAY			
1-	90.3	30.381	13.153	144.9	13.172	27.229	110.3	1:50.877	80.76	7.513	16:52:15.704	
2-	22.138	97.5	29.269	13.013	148.7	12.917	26.924	111.4	1:44.261	85.88	0.897	16:53:59.965
3-	21.967	99.8	29.027	12.857	151.4	12.761	26.849	111.6	1:43.461 (2)	86.54	0.097	16:55:43.426
4-	22.037	101.8	28.863	12.884	151.8	12.840	26.953	113.3	1:43.577 (3)	86.45	0.213	16:57:27.003
5-	21.801	102.9	28.648	12.892	152.5	12.979	27.044	113.7	1:43.364 (1)	86.63		16:59:10.367
6-	22.116	100.6	29.105	13.056	148.7	12.918	27.149	112.5	1:44.344	85.81	0.980	17:00:54.711
7-	22.237	100.0	29.305	13.129	148.7	12.946	27.136	112.0	1:44.753	85.48	1.389	17:02:39.464
8-	22.536	98.9	29.290	13.237	150.4	13.008	27.174	112.9	1:45.245	85.08	1.881	17:04:24.709
9-	22.094	101.3	29.712	13.149	152.1	12.849	27.100	112.7	1:44.904	85.35	1.540	17:06:09.613
10-	22.158	98.8	29.181	13.156	149.4	12.999	26.965	111.1	1:44.459	85.72	1.095	17:07:54.072

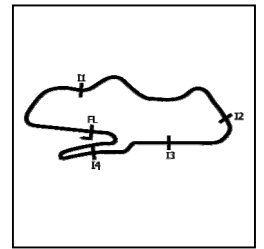
P16 21		Christian IDDON					Ducati - Oxford Products Racing Ducati					
IDEAL LAP TIME : 1:39.414		BEST LAP TIME : 1:39.503					DIFFERENCE : 0.089					
LAP	SECTOR 1	SECTOR 2	SECTOR 3	SECTOR 4	SECTOR 5	LAP TIME	MPH	DIFF	TIME OF DAY			
1-	92.1	30.909	13.524	150.4	13.193	27.448	112.4	1:51.739	80.13	12.236	16:52:16.566	
2-	22.814	96.8	30.269	13.181	157.1	12.887	26.344	112.4	1:45.495	84.88	5.992	16:54:02.061
3-	21.910	102.1	29.365	12.754	158.2	12.697	26.405	117.7	1:43.131	86.82	3.628	16:55:45.192
4-	21.506	104.2	28.512	12.671	159.0	12.413	25.729	118.5	1:40.831 (2)	88.80	1.328	16:57:26.023
5-	21.303	105.1	27.700	12.519	161.7	12.163	25.818	116.3	1:39.503 (1)	89.99		16:59:05.526
6-	39.577	93.5	29.648	12.938	160.9	12.321	26.142	115.5	2:00.626	74.23	21.123	17:01:06.152
7-	21.724	103.5	28.842	12.947	160.9	12.415	26.469	113.9	1:42.397 (3)	87.44	2.894	17:02:48.549
8-	22.128	95.4	29.663	13.355	156.0	13.022	26.833	113.7	1:45.001	85.27	5.498	17:04:33.550
9-	22.085	99.1	30.138	13.397	157.5	12.903	26.834	113.3	1:45.357	84.99	5.854	17:06:18.907
10-	22.179	99.2	29.789	13.203	156.4	13.068	26.965	111.2	1:45.204	85.11	5.701	17:08:04.111

MCRCB BULLETIN TK238

2023 Bennetts British Superbike Championship - Round 10

2023 Bennetts British Superbike Championship with Pirelli

RACE 1 - BIKESOCIAL SPRINT - SECTOR ANALYSIS



SECTOR 1 = FL to I1, SECTOR 2 = I1 to I2, SECTOR 3 = I2 to I3, SECTOR 4 = I3 to I4, SECTOR 5 = I4 to FL, DIFF = Difference To Personal Best Lap, P = Crossed Finish Line in Pit Lane, D = Time Disallowed

P17 22		Jason O'HALLORAN					Yamaha - McAMS Yamaha					
IDEAL LAP TIME : 1:42.684		BEST LAP TIME : 1:42.854					DIFFERENCE : 0.170					
LAP	SECTOR 1	SECTOR 2	SECTOR 3	SECTOR 4	SECTOR 5	LAP TIME	MPH	DIFF	TIME OF DAY			
1-	94.2	31.359	13.749	139.2	13.835	28.198	107.5	1:53.009	79.23	10.155	16:52:17.836	
2-	23.525	98.5	30.291	13.801	142.1	13.180	27.124	110.0	1:47.921	82.97	5.067	16:54:05.757
3-	22.573	100.7	29.208	13.256	146.8	12.822	26.594	112.4	1:44.453	85.72	1.599	16:55:50.210
4-	22.418	101.3	28.732	12.959	149.7	12.875	26.566	113.3	1:43.550 (3)	86.47	0.696	16:57:33.760
5-	22.298	104.0	28.541	12.871	151.8	12.714	26.430	112.7	1:42.854 (1)	87.05		16:59:16.614
6-	22.170	100.9	28.632	13.087	152.1	13.203	26.606	111.6	1:43.698	86.35	0.844	17:01:00.312
7-	22.363	102.2	28.695	13.057	150.8	12.910	26.388	113.1	1:43.413 (2)	86.58	0.559	17:02:43.725
8-	22.309	100.3	28.943	13.523	141.8	13.334	27.036	107.2	1:45.145	85.16	2.291	17:04:28.870
9-	22.972	96.0	29.969	13.641	147.8	13.466	27.461	109.4	1:47.509	83.29	4.655	17:06:16.379
10-	23.432	96.1	30.393	13.773	147.4	13.642	27.747	105.8	1:48.987	82.16	6.133	17:08:05.366

P18 74		Davey TODD					BMW - Milwaukee BMW Motorrad					
IDEAL LAP TIME : 1:42.593		BEST LAP TIME : 1:42.815					DIFFERENCE : 0.222					
LAP	SECTOR 1	SECTOR 2	SECTOR 3	SECTOR 4	SECTOR 5	LAP TIME	MPH	DIFF	TIME OF DAY			
1-	85.5	31.524	13.365	148.4	13.711	28.535	111.6	1:54.839	77.97	12.024	16:52:19.666	
2-	22.971	98.8	30.428	13.194	144.3	13.648	27.432	112.9	1:47.673	83.16	4.858	16:54:07.339
3-	22.225	101.9	28.850	12.860	144.3	13.217	27.146	113.7	1:44.298 (3)	85.85	1.483	16:55:51.637
4-	22.152	102.9	28.520	12.704	150.1	13.001	26.438	115.7	1:42.815 (1)	87.09		16:57:34.452
5-	22.366	100.3	28.821	12.921	152.1	12.779	27.082	114.7	1:43.969 (2)	86.12	1.154	16:59:18.421
6-	22.400	101.2	29.427	13.166	152.1	13.059	26.863	113.1	1:44.915	85.34	2.100	17:01:03.336
7-	22.320	100.7	29.580	13.378	150.4	13.357	27.302	113.3	1:45.937	84.52	3.122	17:02:49.273
8-	22.397	100.7	29.696	13.304	154.9	13.074	27.061	114.3	1:45.532	84.85	2.717	17:04:34.805
9-	22.654	94.6	30.053	13.330	154.6	13.163	26.709	114.1	1:45.909	84.54	3.094	17:06:20.714
10-	22.636	99.5	30.279	13.357	155.7	13.010	26.842	114.1	1:46.124	84.37	3.309	17:08:06.838

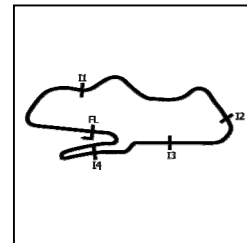
P19 51		Brayden ELLIOTT					Kawasaki - DAO Racing Kawasaki					
IDEAL LAP TIME : 1:42.645		BEST LAP TIME : 1:43.088					DIFFERENCE : 0.443					
LAP	SECTOR 1	SECTOR 2	SECTOR 3	SECTOR 4	SECTOR 5	LAP TIME	MPH	DIFF	TIME OF DAY			
1-	92.5	32.355	14.196	127.8	13.760	28.914	110.3	1:57.705	76.07	14.617	16:52:22.532	
2-	23.776	95.8	30.584	13.463	145.5	13.111	27.713	111.8	1:48.647	82.41	5.559	16:54:11.179
3-	22.609	97.9	29.112	13.000	148.4	12.822	27.132	112.5	1:44.675	85.54	1.587	16:55:55.854
4-	22.340	101.5	28.575	12.767	145.8	12.642	26.764	112.7	1:43.088 (1)	86.86		16:57:38.942
5-	22.075	99.7	28.598	13.004	147.8	12.595	26.847	113.3	1:43.119 (2)	86.83	0.031	16:59:22.061
6-	23.180	92.3	29.870	13.041	149.4	12.464	26.851	112.7	1:45.406	84.95	2.318	17:01:07.467
7-	22.206	101.5	28.714	12.997	145.5	12.775	27.098	111.8	1:43.790 (3)	86.27	0.702	17:02:51.257
8-	22.197	99.8	29.215	13.369	142.7	13.088	27.239	113.3	1:45.108	85.19	2.020	17:04:36.365
9-	22.089	102.1	29.502	13.204	143.0	13.124	27.299	112.7	1:45.218	85.10	2.130	17:06:21.583
10-	22.300	100.9	29.960	13.288	146.5	12.986	27.184	113.1	1:45.718	84.70	2.630	17:08:07.301

P20 86		Charlie NESBITT					Honda - MasterMac Honda by Hawk Racing					
IDEAL LAP TIME : 1:41.386		BEST LAP TIME : 1:41.598					DIFFERENCE : 0.212					
LAP	SECTOR 1	SECTOR 2	SECTOR 3	SECTOR 4	SECTOR 5	LAP TIME	MPH	DIFF	TIME OF DAY			
1-	92.0	31.123	13.867	142.7	13.999	27.875	110.3	1:53.437	78.93	11.839	16:52:18.264	
2-	23.460	96.4	29.880	13.584	153.2	12.812	26.954	113.1	1:46.690	83.92	5.092	16:54:04.954
3-	22.470	98.2	28.904	12.857	155.7	12.754	26.333	108.7	1:43.318	86.66	1.720	16:55:48.272
4-	27.140	99.2	28.790	12.913	157.1	12.442	26.312	115.7	1:47.597	83.22	5.999	16:57:35.869
5-	22.131	103.0	28.295	12.839	155.3	12.342	26.082	115.5	1:41.689 (2)	88.05	0.091	16:59:17.558
6-	21.945	101.9	28.314	12.805	159.0	12.502	26.032	114.7	1:41.598 (1)	88.13		17:00:59.156
7-	21.919	102.1	28.669	12.798	158.6	12.474	26.058	115.7	1:41.918 (3)	87.85	0.320	17:02:41.074
8-	22.035	100.7	28.640	12.947	148.7	12.872	26.447	113.9	1:42.941	86.98	1.343	17:04:24.015
9-	22.370	95.7	29.801	13.229	153.9	12.755	26.915	110.5	1:45.070	85.22	3.472	17:06:09.085
10-	33.297	92.6	31.506	13.575	150.4	13.591	27.595	111.4	1:59.564	74.89	17.966	17:08:08.649

2023 Bennetts British Superbike Championship - Round 10

2023 Bennetts British Superbike Championship with Pirelli

RACE 1 - BIKESOCIAL SPRINT - SECTOR ANALYSIS



SECTOR 1 = FL to I1, SECTOR 2 = I1 to I2, SECTOR 3 = I2 to I3, SECTOR 4 = I3 to I4, SECTOR 5 = I4 to FL, DIFF = Difference To Personal Best Lap, P = Crossed Finish Line in Pit Lane, D = Time Disallowed

P21		6		Michael DUNLOP				Honda - Crendon Honda by Hawk Racing				
IDEAL LAP TIME :		1:42.003		BEST LAP TIME :		1:42.003		DIFFERENCE :		0.000		
LAP	SECTOR 1	SECTOR 2	SECTOR 3	SECTOR 4	SECTOR 5	LAP TIME	MPH	DIFF	TIME OF DAY			
1-		90.6	32.006	14.293	141.2	13.662	28.982	107.5	1:57.502	76.20	15.499	16:52:22.329
2-	23.478	97.3	30.162	13.295	154.6	13.149	27.596	111.6	1:47.680	83.15	5.677	16:54:10.009
3-	22.169	101.9	29.105	12.903	155.7	12.712	27.571	95.0	1:44.460	85.72	2.457	16:55:54.469
4-	22.494	100.9	28.807	12.836	153.5	12.586	26.667	112.0	1:43.390 (2)	86.60	1.387	16:57:37.859
5-	21.462	103.4	28.553	12.828	156.0	12.556	26.604	112.2	1:42.003 (1)	87.78		16:59:19.862
6-	21.962	99.8	29.037	12.983	148.1	12.941	27.111	111.6	1:44.034 (3)	86.07	2.031	17:01:03.896
7-	22.011	101.0	29.499	13.284	145.5	13.319	27.587	113.5	1:45.700	84.71	3.697	17:02:49.596
8-	22.176	104.2	29.695	13.404	149.4	13.073	27.385	112.0	1:45.733	84.68	3.730	17:04:35.329
9-	22.295	102.9	30.078	13.344	149.4	13.106	27.081	112.2	1:45.904	84.55	3.901	17:06:21.233
10-	22.192	102.9	30.840	13.506	147.4	13.530	28.062	107.7	1:48.130	82.81	6.127	17:08:09.363

P22		75 P		Alex OLSEN				Honda - Cumins by Team IWR Honda				
IDEAL LAP TIME :		1:43.675		BEST LAP TIME :		1:43.870		DIFFERENCE :		0.195		
LAP	SECTOR 1	SECTOR 2	SECTOR 3	SECTOR 4	SECTOR 5	LAP TIME	MPH	DIFF	TIME OF DAY			
1-		91.4	32.765	14.282	132.8	14.004	29.059	107.2	1:58.370	75.64	14.500	16:52:23.197
2-	23.461	93.5	31.433	13.721	146.8	13.177	28.352	109.6	1:50.144	81.29	6.274	16:54:13.341
3-	23.090	98.2	30.343	13.489	152.5	12.828	27.457	108.5	1:47.207	83.52	3.337	16:56:00.548
4-	22.694	97.5	30.029	13.283	148.4	12.992	27.205	111.1	1:46.203	84.31	2.333	16:57:46.751
5-	22.472	91.5	29.350	13.168	153.9	12.824	27.167	110.7	1:44.981 (3)	85.29	1.111	16:59:31.732
6-	22.579	95.5	29.554	13.164	153.9	12.618	26.744	110.1	1:44.659 (2)	85.55	0.789	17:01:16.391
7-	22.212	95.4	29.199	13.359	154.9	12.443	26.657	110.9	1:43.870 (1)	86.20		17:03:00.261
8-	22.319	95.7	29.229	13.840	151.8	12.985	27.193	109.6	1:45.566	84.82	1.696	17:04:45.827
9-	22.790	92.9	30.517	13.664	152.1	12.980	27.738	107.8	1:47.689	83.15	3.819	17:06:33.516
10-	22.991	93.2	30.622	13.699	150.4	13.186	27.848	107.7	1:48.346	82.64	4.476	17:08:21.862

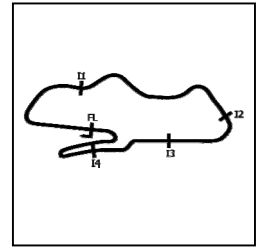
P23		2		Glenn IRWIN				Ducati - BeerMonster Ducati				
IDEAL LAP TIME :		1:41.789		BEST LAP TIME :				DIFFERENCE :				
LAP	SECTOR 1	SECTOR 2	SECTOR 3	SECTOR 4	SECTOR 5	LAP TIME	MPH	DIFF	TIME OF DAY			
1-		78.8	36.087	16.982	137.5	15.427	IN PIT		2:04.240 P	72.07		16:52:29.067
2-	OUTLAP	92.4	31.705	13.530	153.9	14.782	27.337	113.5	3:17.717 D	45.28		16:55:46.784
3-	22.571	95.8	29.559	13.204	160.1	12.981	26.441	114.5	1:44.756 D	85.47		16:57:31.540
4-	22.569	99.7	28.816	12.841	160.5	12.448	26.904	115.9	1:43.578 D	86.45		16:59:15.118
5-	22.204	101.9	28.845	12.924	157.5	12.737	26.396	115.1	1:43.106 D	86.84		17:00:58.224
6-	21.953	104.0	28.853	12.878	160.1	12.714	26.293	114.3	1:42.694 D	87.19		17:02:40.915
7-	21.840	103.8	28.846	12.985	156.4	12.534	26.094	114.5	1:42.299 D	87.53		17:04:23.214
8-	21.809	104.6	28.597	12.954	158.2	12.608	26.164	115.5	1:42.132 D	87.67		17:06:05.346
9-	21.900	104.8	28.610	13.009	160.9	12.510	26.135	114.9	1:42.164 D	87.64		17:07:47.510

P24		46		Tommy BRIDEWELL				Ducati - BeerMonster Ducati				
IDEAL LAP TIME :		1:43.772		BEST LAP TIME :		1:46.816		DIFFERENCE :		3.044		
LAP	SECTOR 1	SECTOR 2	SECTOR 3	SECTOR 4	SECTOR 5	LAP TIME	MPH	DIFF	TIME OF DAY			
1-		83.6	33.144	14.280	145.5	13.756	29.014	107.2	1:57.414	76.26	10.598	16:52:22.241
2-	24.167	90.8	31.303	13.928	153.9	13.090	28.181	111.8	1:50.669	80.91	3.853	16:54:12.910
3-	23.335	95.4	30.032	13.523	160.1	12.675	27.251	112.5	1:46.816 (1)	83.83		16:55:59.726
4-	23.184	96.5	29.960	13.446	159.7	12.327	39.495	110.5	1:58.412	75.62	11.596	16:57:58.138
5-	23.619	93.0	30.760	13.615	159.4	12.903	28.067	112.0	1:48.964 (2)	82.17	2.148	16:59:47.102
6-	23.608	94.2	30.898	13.785	157.5	12.865	28.643	110.3	1:49.799 (3)	81.55	2.983	17:01:36.901
7-	23.448	93.8	31.597	14.271	154.2	13.663	IN PIT		1:46.282 P	84.25		17:03:23.183
8-	OUTLAP	92.4	29.601	13.198	160.5	12.389	26.896	113.5	3:00.589 D	49.58	1:13.773	17:06:23.772
9-	22.408	100.1	29.210	13.160	157.5	12.606	26.667	113.5	1:44.054 D	86.05		17:08:07.823

2023 Bennetts British Superbike Championship - Round 10

2023 Bennetts British Superbike Championship with Pirelli

RACE 1 - BIKESOCIAL SPRINT - SECTOR ANALYSIS



SECTOR 1 = FL to I1, SECTOR 2 = I1 to I2, SECTOR 3 = I2 to I3, SECTOR 4 = I3 to I4, SECTOR 5 = I4 to FL, DIFF = Difference To Personal Best Lap, P = Crossed Finish Line in Pit Lane, D = Time Disallowed

P25 18		Andrew IRWIN			Honda - Honda Racing UK				
IDEAL LAP TIME : 1:43.475		BEST LAP TIME : 1:43.621			DIFFERENCE : 0.146				
LAP	SECTOR 1	SECTOR 2	SECTOR 3	SECTOR 4	SECTOR 5	LAP TIME	MPH	DIFF	TIME OF DAY
1-	88.1	31.213	13.412 130.3	14.000	28.725 110.7	1:54.710	78.06	11.089	16:52:19.537
2-	23.358 101.8	29.952	13.078 136.9	13.130	27.581 113.3	1:47.099 (3)	83.60	3.478	16:54:06.636
3-	22.161 105.1	29.060	13.040 144.3	13.004	27.595 113.9	1:44.860 (2)	85.39	1.239	16:55:51.496
4-	21.951 106.1	28.671	12.665 143.0	12.930	27.404 112.2	1:43.621 (1)	86.41		16:57:35.117

P26 59		Niccoló CANEPA			Yamaha - McAMS Yamaha				
IDEAL LAP TIME :		BEST LAP TIME :			DIFFERENCE :				
LAP	SECTOR 1	SECTOR 2	SECTOR 3	SECTOR 4	SECTOR 5	LAP TIME	MPH	DIFF	TIME OF DAY
1-	72.1	36.023	17.226 121.7	15.796	IN PIT	2:06.061 P	71.03		16:52:30.888

MCRCB BULLETIN TK239

2023 Bennetts British Superbike Championship - Round 10

2023 Bennetts British Superbike Championship with Pirelli

RACE 1 - BIKESOCIAL SPRINT - BEST SECTORS

POS	SECTOR 1		SECTOR 2		SECTOR 3		SECTOR 4		SECTOR 5		IDEAL / BEST COMPARISON						
	NO	TIME	NO	TIME	NO	TIME	NO	TIME	NO	TIME	POS	NO	NAME	IDEAL	BEST	DIFF	
														PERFECT LAP	1:37.460		
1	12	MOS	21.055	91 HAS	27.078	91 HAS	12.134	91 HAS	11.909	91 HAS	25.284	1	91	HASLAM	1:37.494	1:37.596	0.102
2	54	BOU	21.072	4 KEN	27.137	14 JAC	12.455	7 VIC	12.025	7 VIC	25.323	2	12	MOSSEY	1:38.174	1:38.352	0.178
3	91	HAS	21.089	12 MOS	27.152	12 MOS	12.487	14 JAC	12.043	12 MOS	25.382	3	7	VICKERS	1:38.361	1:38.602	0.241
4	14	JAC	21.114	7 VIC	27.189	7 VIC	12.512	12 MOS	12.098	14 JAC	25.571	4	14	JACKSON	1:38.444	1:38.569	0.125
5	4	KEN	21.182	14 JAC	27.261	21 IDD	12.519	4 KEN	12.107	4 KEN	25.602	5	4	KENNEDY	1:38.569	1:38.850	0.281
6	21	IDD	21.303	54 BOU	27.523	25 BRO	12.526	21 IDD	12.163	21 IDD	25.729	6	21	IDDON	1:39.414	1:39.503	0.089
7	7	VIC	21.312	21 IDD	27.700	54 BOU	12.527	46 BRI	12.327	25 BRO	25.753	7	54	BOURNE	1:39.500	1:40.018	0.518
8	6	DUN	21.462	79 STA	27.716	68 NEA	12.531	25 BRO	12.341	54 BOU	25.948	8	25	BROOKES	1:40.022	1:40.022	0.000
9	79	STA	21.513	25 BRO	27.846	4 KEN	12.541	86 NES	12.342	86 NES	26.032	9	79	STACEY	1:40.745	1:40.878	0.133
10	25	BRO	21.556	68 NEA	28.016	56 VAL	12.650	68 NEA	12.372	2 IRW	26.094	10	68	NEAVE	1:41.107	1:41.601	0.494
11	56	VAL	21.657	60 HIC	28.108	18 IRW	12.665	60 HIC	12.383	55 SCO	26.098	11	56	VALLELEY	1:41.306	1:41.573	0.267
12	77	RYD	21.686	30 COO	28.110	77 RYD	12.678	79 STA	12.413	79 STA	26.163	12	86	NESBITT	1:41.386	1:41.598	0.212
13	60	HIC	21.793	56 VAL	28.159	74 TOD	12.704	54 BOU	12.430	77 RYD	26.232	13	77	RYDE	1:41.462	1:41.917	0.455
14	97	PER	21.801	77 RYD	28.223	51 ELL	12.767	75 OLS	12.443	60 HIC	26.309	14	60	HICKMAN	1:41.466	1:42.047	0.581
15	18	IRW	21.805	86 NES	28.295	86 NES	12.798	2 IRW	12.448	56 VAL	26.310	15	2	IRWIN	1:41.789		
16	2	IRW	21.809	55 SCO	28.464	6 DUN	12.828	51 ELL	12.464	30 COO	26.345	16	30	COOK	1:41.822	1:41.943	0.121
17	55	SCO	21.815	74 TOD	28.520	55 SCO	12.841	56 VAL	12.530	68 NEA	26.360	17	55	SCOTT	1:41.841	1:42.312	0.471
18	68	NEA	21.828	22 O'H	28.541	2 IRW	12.841	6 DUN	12.556	22 O'H	26.388	18	6	DUNLOP	1:42.003	1:42.003	0.000
19	30	COO	21.843	6 DUN	28.553	30 COO	12.843	55 SCO	12.623	74 TOD	26.438	19	74	TODD	1:42.593	1:42.815	0.222
20	86	NES	21.919	51 ELL	28.575	97 PER	12.857	77 RYD	12.643	6 DUN	26.604	20	51	ELLIOTT	1:42.645	1:43.088	0.443
21	51	ELL	22.075	2 IRW	28.597	22 O'H	12.871	30 COO	12.681	75 OLS	26.657	21	22	O'HALLORAN	1:42.684	1:42.854	0.170
22	74	TOD	22.152	97 PER	28.648	60 HIC	12.873	22 O'H	12.714	46 BRI	26.667	22	97	PERIE	1:42.916	1:43.364	0.448
23	22	O'H	22.170	18 IRW	28.671	79 STA	12.940	97 PER	12.761	51 ELL	26.764	23	18	IRWIN	1:43.475	1:43.621	0.146
24	75	OLS	22.212	75 OLS	29.199	46 BRI	13.160	74 TOD	12.779	97 PER	26.849	24	75	OLSEN	1:43.675	1:43.870	0.195
25	46	BRI	22.408	46 BRI	29.210	75 OLS	13.164	18 IRW	12.930	18 IRW	27.404	25	46	BRIDEWELL	1:43.772	1:46.816	3.044
26				59 CAN	36.023	59 CAN	17.226	59 CAN	15.796			26	59	CANEPA			

MCRCB BULLETIN TK240**2023 Bennetts British Superbike Championship - Round 10****2023 Bennetts British Superbike Championship with Pirelli****RACE 1 - BIKESOCIAL SPRINT - BEST SPEEDS**

POS	INTERMEDIATE 1		INTERMEDIATE 2		INTERMEDIATE 3		INTERMEDIATE 4		FINISH LINE			
	NO	NAME	MPH	NO	NAME	MPH	NO	NAME	MPH	NO	NAME	MPH
1	12	MOSSEY	111.4			91	HASLAM	162.0		21	IDDON	118.5
2	79	STACEY	111.2			21	IDDON	161.7		91	HASLAM	117.5
3	91	HASLAM	110.7			2	IRWIN	160.9		12	MOSSEY	116.9
4	4	KENNEDY	110.5			46	BRIDEWELL	160.5		14	JACKSON	116.9
5	54	BOURNE	110.3			25	BROOKES	159.4		25	BROOKES	116.7
6	30	COOK	109.6			86	NESBITT	159.0		68	NEAVE	116.5
7	56	VALLELEY	108.2			7	VICKERS	158.2		55	SCOTT	116.5
8	14	JACKSON	108.0			12	MOSSEY	158.2		54	BOURNE	116.3
9	68	NEAVE	108.0			4	KENNEDY	157.9		77	RYDE	116.1
10	7	VICKERS	107.8			60	HICKMAN	157.5		2	IRWIN	115.9
11	60	HICKMAN	107.7			56	VALLELEY	157.1		74	TODD	115.7
12	25	BROOKES	107.5			68	NEAVE	157.1		86	NESBITT	115.7
13	77	RYDE	106.8			30	COOK	156.7		30	COOK	115.5
14	18	IRWIN	106.1			6	DUNLOP	156.0		56	VALLELEY	115.3
15	55	SCOTT	106.0			54	BOURNE	155.7		4	KENNEDY	114.7
16	21	IDDON	105.1			77	RYDE	155.7		7	VICKERS	114.1
17	2	IRWIN	104.8			74	TODD	155.7		79	STACEY	114.1
18	6	DUNLOP	104.2			14	JACKSON	155.3		60	HICKMAN	114.1
19	22	O'HALLORAN	104.0			79	STACEY	154.9		18	IRWIN	113.9
20	86	NESBITT	103.0			75	OLSEN	154.9		97	PERIE	113.7
21	97	PERIE	102.9			55	SCOTT	154.2		6	DUNLOP	113.5
22	74	TODD	102.9			97	PERIE	152.5		46	BRIDEWELL	113.5
23	51	ELLIOTT	102.1			22	O'HALLORAN	152.1		22	O'HALLORAN	113.3
24	46	BRIDEWELL	100.1			51	ELLIOTT	149.4		51	ELLIOTT	113.3
25	75	OLSEN	98.2			18	IRWIN	144.3		75	OLSEN	111.1
26	59	CANEPA	72.1			59	CANEPA	121.7				

Weather / Track : Rain / Wet

Results can be found at www.britishsuperbike.comDonington Park GP: 2.4873 miles
Date: 30/09/2023 Start: 16:50 Finish: 17:07

Printed - 17:22 Saturday, 30 September 2023



NO	CL	NAME	ENTRY	GRID	RACE	GAIN/LOSS
4		Jack KENNEDY	Yamaha - Mar-Train Racing Yamaha	21	4	17
54	P	Franco BOURNE	Honda - Marvel HCL Motorsport	23	6	17
56		Louis VALLELEY	Kawasaki - Rapid CDH Racing Kawasaki	24	10	14
12		Luke MOSSEY	BMW - Tactix by Lloyd & Jones BMW	14	3	11
25		Josh BROOKES	BMW - FHO Racing BMW Motorrad	16	7	9
68		Tom NEAVE	Honda - Honda Racing UK	20	11	9
55		Jack SCOTT	Kawasaki - Rapid CDH Racing Kawasaki	22	14	8
51		Brayden ELLIOTT	Kawasaki - DAO Racing Kawasaki	26	19	7
14		Lee JACKSON	Kawasaki - Cheshire Mouldings Kawasaki	10	5	5
79		Storm STACEY	Kawasaki - Starline Racing Kawasaki	13	8	5
7		Ryan VICKERS	Yamaha - LAMI OMG Racing Yamaha	5	1	4
6		Michael DUNLOP	Honda - Crendon Honda by Hawk Racing	25	21	4
30		Max COOK	Kawasaki - Cheshire Mouldings Kawasaki	15	13	2
97		Bradley PERIE	Kawasaki - Lee Hardy Racing Kawasaski	17	15	2
91		Leon HASLAM	BMW - ROKiT BMW Motorrad Team	3	2	1
60		Peter HICKMAN	BMW - FHO Racing BMW Motorrad	8	9	-1
75	P	Alex OLSEN	Honda - Cummins by Team IWR Honda	18	22	-4
21		Christian IDDON	Ducati - Oxford Products Racing Ducati	11	16	-5
74		Davey TODD	BMW - Milwaukee BMW Motorrad	12	18	-6
18		Andrew IRWIN	Honda - Honda Racing UK	19	25	-6
77		Kyle RYDE	Yamaha - LAMI OMG Racing Yamaha	4	12	-8
86		Charlie NESBITT	Honda - MasterMac Honda by Hawk Racing	9	20	-11
22		Jason O'HALLORAN	Yamaha - McAMS Yamaha	1	17	-16
2		Glenn IRWIN	Ducati - BeerMonster Ducati	6	23	-17
59		Niccoló CANEPA	Yamaha - McAMS Yamaha	7	26	-19
46		Tommy BRIDEWELL	Ducati - BeerMonster Ducati	2	24	-22

Weather / Track : Rain / Wet

Results can be found at www.britishsuperbike.comDonington Park GP: 2.4873 miles
Date: 30/09/2023 Start: 16:50 Finish: 17:07

Printed - 17:22 Saturday, 30 September 2023

MCRCB BULLETIN TK242**2023 Bennetts British Superbike Championship - Round 10****2023 Bennetts British Superbike Championship with Pirelli****RACE 1 - BIKESOCIAL SPRINT - FASTEST LAP CLASSIFICATION**

POS	RACE POS	NO	CL	NAME	NAT	ENTRY	BEST	ON
1	2	91		Leon HASLAM	GBR	BMW - ROKIT BMW Motorrad Team	1:37.596	5
2	3	12		Luke MOSSEY	GBR	BMW - Tactix by Lloyd & Jones BMW	1:38.352	7
3	5	14		Lee JACKSON	GBR	Kawasaki - Cheshire Mouldings Kawasaki	1:38.569	7
4	1	7		Ryan VICKERS	GBR	Yamaha - LAMI OMG Racing Yamaha	1:38.602	6
5	4	4		Jack KENNEDY	IRL	Yamaha - Mar-Train Racing Yamaha	1:38.850	7
6	16	21		Christian IDDON	GBR	Ducati - Oxford Products Racing Ducati	1:39.503	5
7	6	54	P	Franco BOURNE	GBR	Honda - Marvel HCL Motorsport	1:40.018	6
8	7	25		Josh BROOKES	AUS	BMW - FHO Racing BMW Motorrad	1:40.022	4
9	8	79		Storm STACEY	GBR	Kawasaki - Starline Racing Kawasaki	1:40.878	10
10	10	56		Louis VALLELEY	GBR	Kawasaki - Rapid CDH Racing Kawasaki	1:41.573	5
11	20	86		Charlie NESBITT	GBR	Honda - MasterMac Honda by Hawk Racing	1:41.598	6
12	11	68		Tom NEAVE	GBR	Honda - Honda Racing UK	1:41.601	10
13	12	77		Kyle RYDE	GBR	Yamaha - LAMI OMG Racing Yamaha	1:41.917	6
14	13	30		Max COOK	GBR	Kawasaki - Cheshire Mouldings Kawasaki	1:41.943	4
15	21	6		Michael DUNLOP	GBR	Honda - Crendon Honda by Hawk Racing	1:42.003	5
16	9	60		Peter HICKMAN	GBR	BMW - FHO Racing BMW Motorrad	1:42.047	4
17	14	55		Jack SCOTT	GBR	Kawasaki - Rapid CDH Racing Kawasaki	1:42.312	4
18	18	74		Davey TODD	GBR	BMW - Milwaukee BMW Motorrad	1:42.815	4
19	17	22		Jason O'HALLORAN	AUS	Yamaha - McAMS Yamaha	1:42.854	5
20	19	51		Brayden ELLIOTT	AUS	Kawasaki - DAO Racing Kawasaki	1:43.088	4
21	15	97		Bradley PERIE	GBR	Kawasaki - Lee Hardy Racing Kawasaki	1:43.364	5
22	25	18		Andrew IRWIN	GBR	Honda - Honda Racing UK	1:43.621	4
23	22	75	P	Alex OLSEN	GBR	Honda - Cumins by Team IWR Honda	1:43.870	7
24	24	46		Tommy BRIDEWELL	GBR	Ducati - BeerMonster Ducati	1:46.816	3

Note regarding best lap times - F3.1 - Only a riders lap time set in a race using the tyres (front and rear together as a set) that he started the race on will be recorded for the purpose of determining the grid position for the next race.

MCRCB BULLETIN TK243

2023 Bennetts British Superbike Championship - Round 10

2023 Bennetts British Superbike Championship with Pirelli

RACE 1 - BIKESOCIAL SPRINT - STATISTICS

Competitors Started 26
Planned Start 2023-09-30 @ 16:50:00.000
Actual Start 2023-09-30 @ 16:50:24.826
Finish Time 2023-09-30 @ 17:07:01.713
Track Length 2.4873mi.
Total Laps 243
Total Distance Covered 604.4257mi.

Session Fastest Lap History

NO	CL	NAME	LAP TIME	TIME OF DAY	LAP	VEHICLE
7		Ryan VICKERS	1:39.482	16:53:47.756	2	Yamaha
7		Ryan VICKERS	1:39.430	16:55:27.186	3	Yamaha
7		Ryan VICKERS	1:39.106	16:57:06.292	4	Yamaha
4		Jack KENNEDY	1:39.057	16:57:11.185	4	Yamaha
12		Luke MOSSEY	1:38.948	16:57:12.590	4	BMW
91		Leon HASLAM	1:38.546	16:57:14.012	4	BMW
91		Leon HASLAM	1:37.596	16:58:51.608	5	BMW

Session Leader History

NO	CL	NAME	FROM LAP	LAPS LED	DISTANCE	VEHICLE
7		Ryan VICKERS	1	10	24.83 miles	Yamaha

Flag History

TYPE	TIME OF DAY
GREEN	16:50:24.826
FINISH	17:07:01.713

Flag Statistics

TYPE	COUNT	TOTAL LAPS	TOTAL TIME
Green	1	10	20:12.477
Red	0	0	0.000
Safety Car	0	0	0.000
FCY	0	0	0.000

MCRCB BULLETIN TK243

2023 Bennetts British Superbike Championship - Round 10

2023 Bennetts British Superbike Championship with Pirelli

RACE 1 - BIKESOCIAL SPRINT - STATISTICS

CLASS :

24 Starters

Fastest Lap History

NO	NAME	LAP TIME	TIME OF DAY	LAP	VEHICLE
7	Ryan VICKERS	1:39.482	16:53:47.756	2	Yamaha
7	Ryan VICKERS	1:39.430	16:55:27.186	3	Yamaha
7	Ryan VICKERS	1:39.106	16:57:06.292	4	Yamaha
4	Jack KENNEDY	1:39.057	16:57:11.185	4	Yamaha
12	Luke MOSSEY	1:38.948	16:57:12.590	4	BMW
91	Leon HASLAM	1:38.546	16:57:14.012	4	BMW
91	Leon HASLAM	1:37.596	16:58:51.608	5	BMW

Leader History

NO	NAME	FROM LAP	LAPS LED	DISTANCE	VEHICLE
7	Ryan VICKERS	1	10	24.83 miles	Yamaha

MCRCB BULLETIN TK243

2023 Bennetts British Superbike Championship - Round 10

2023 Bennetts British Superbike Championship with Pirelli

RACE 1 - BIKESOCIAL SPRINT - STATISTICS

CLASS : P

2 Starters

Fastest Lap History

NO	NAME	LAP TIME	TIME OF DAY	LAP	VEHICLE
54	Franco BOURNE	1:44.499	16:54:02.418	2	Honda
54	Franco BOURNE	1:41.881	16:55:44.299	3	Honda
54	Franco BOURNE	1:41.312	16:57:25.611	4	Honda
54	Franco BOURNE	1:40.418	16:59:06.029	5	Honda
54	Franco BOURNE	1:40.018	17:00:46.047	6	Honda

Leader History

NO	NAME	FROM LAP	LAPS LED	DISTANCE	VEHICLE
54	Franco BOURNE	1	10	24.83 miles	Honda

MCRCB BULLETIN TK244

2023 Bennetts British Superbike Championship - Round 10

2023 Bennetts British Superbike Championship with Pirelli

RACE 1 - BIKESOCIAL SPRINT - SESSION NOTES

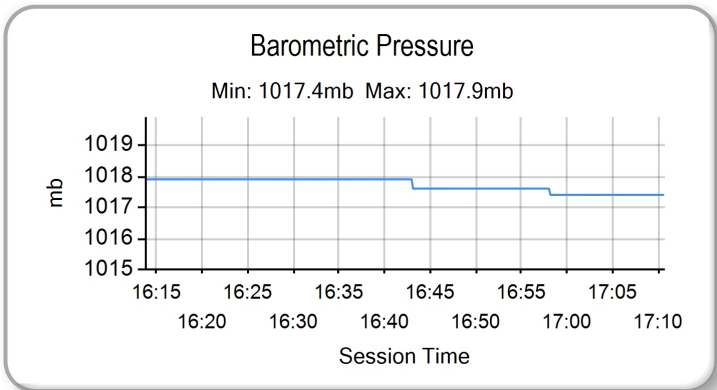
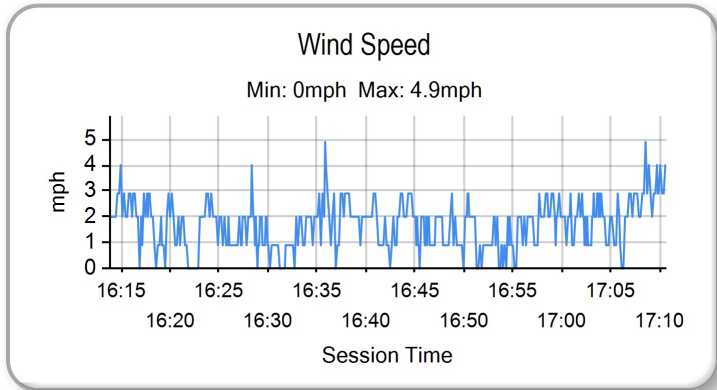
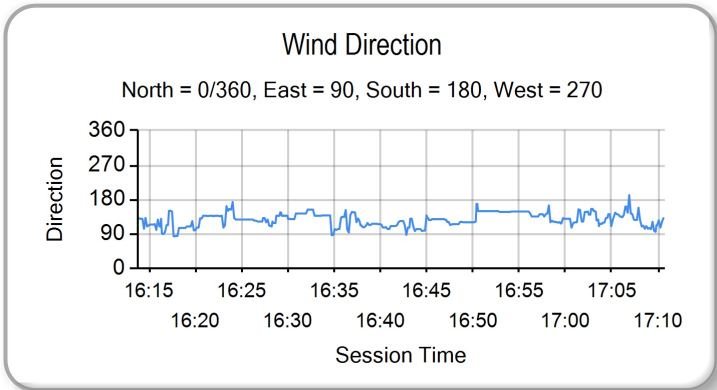
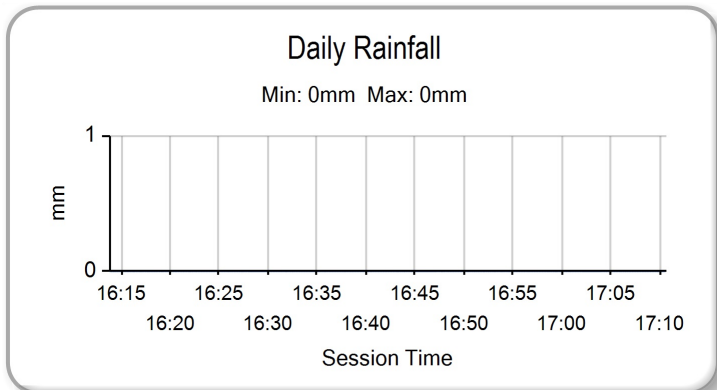
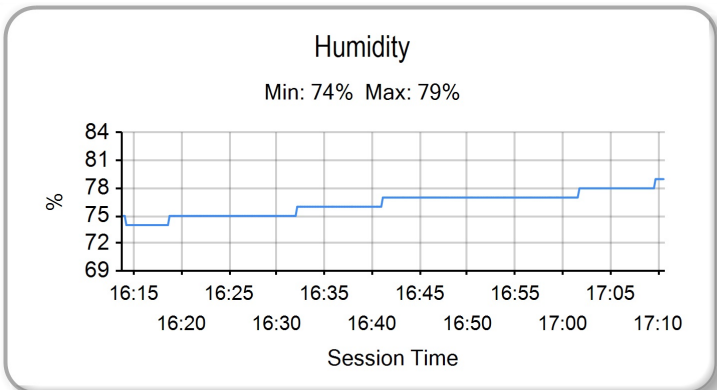
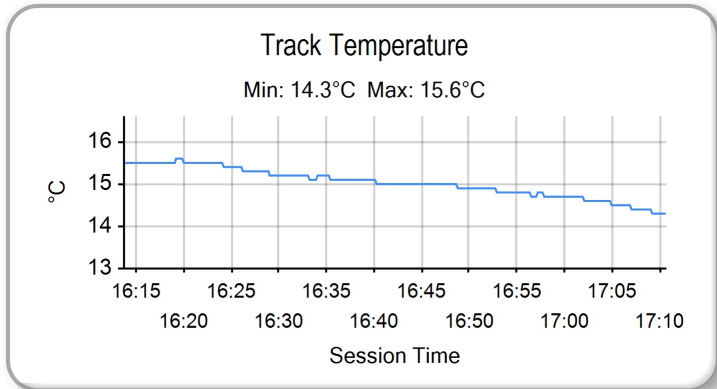
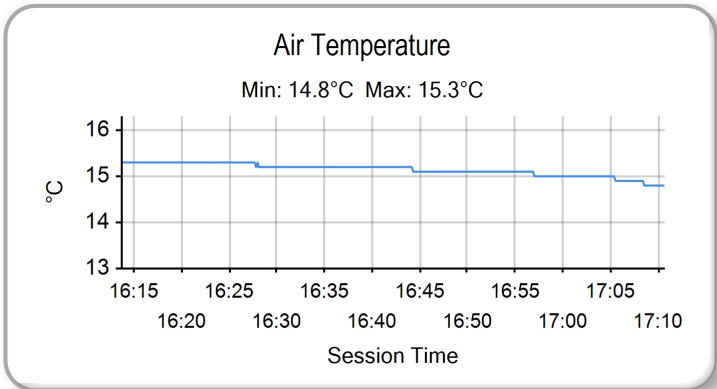
TIME	MESSAGE
16:15:01	PITLANE OPEN
16:19:06	PITLANE CLOSED
16:19:16	PITLANE OPEN
16:20:12	PITLANE CLOSED
16:23:09	START DELAYED
16:24:20	WET SIGHTING LAPS START AT 16:33
16:33:25	WET SIGHTING LAPS - 16:33-16:40
16:40:06	PITLANE CLOSED
16:42:27	NEW RACE DISTANCE - 10 LAPS
16:43:04	5 MINUTES TO WARM UP LAP
16:43:16	WET RACE : NEW RACE DISTANCE - 10 LAPS
16:45:04	3 MINUTES TO WARM UP LAP
16:47:02	1 MINUTE TO WARM UP LAP
16:47:32	30 SECONDS TO WARM UP LAP
16:47:49	GREEN FLAG - WARM UP LAP
16:49:39	RACE START
16:51:02	NO JUMP STARTS
16:52:33	NO.2 ENTERED PITS
16:52:46	NO.59 ENTERED PITS
16:58:35	NO.18 FALLER AT T3 CRANER CURVES - RIDER OK
17:00:27	TWO THIRDS DISTANCE COMPLETED
17:03:39	NO.46 ENTERED PITS

MCRCB BULLETIN TK245

2023 Bennetts British Superbike Championship - Round 10

2023 Bennetts British Superbike Championship with Pirelli

RACE 1 - BIKESOCIAL SPRINT - WEATHER CONDITIONS



2023 Bennetts British Superbike Championship With Pirelli

RIDERS POINTS AFTER ROUND 28

RANK	RIDER	TOTAL	GAP	DIFF	MAIN SEASON																								SHOWDOWN			FINALE			Wins	Seconds	Thirds												
					7th - 9th April Silverstone National			29th April - 1st May Oulton Park International			19th - 21st May Donington Park GP			16th - 18th June Knockhill			7th - 9th July Snetterton 300			21st - 23rd July Brands Hatch GP			11th - 13th August Thruxton			26th - 28th August Cadwell Park			15th - 17th September Oulton Park International			29th Sept - 1st October Donington Park GP						13th - 15th October Brands Hatch GP											
					1	2	3	4	5	6	7	8	9	10	11	12	13	14	15	16	17	18	19	20	21	22	23	24	25	26	27	28	29	30				31	32	33									
1	Glenn IRWIN (Ducati)	360.5			11	14	18	14	16	18	11	14	18	18	12	12	16	3.5	12	16	7	3	3	18	18	16	25	25	22						8	5	3												
2	Tommy BRIDEWELL (Ducati)	360	0.5		16	16	14	11	18	12	16	16	18	18	18	18	5	18	18	2	2	1	11	11	18	18	14	25							8	6	1												
3	Leon HASLAM (BMW)	305	55.5	55	10	10	10	16	14	16	14	12	8	10	6	10	14	14		8	10	9	10	12	14	20	18	18	22							0	3	6											
4	Kyle RYDE (Yamaha)	304	56.5	1	18	12	9	9	11	14	18	18	16	18	12	3	5	8	1	9	8	10	9	16	16	12	14	20	14	4						4	3	2											
5	Lee JACKSON (Kawasaki)	296.5	64	7.5	2	6	7	6	8	8	12	11	10	6	10	11	9	9	9	1.5	8	9	11	16	16	10	10	11	22	22	20	16						0	4	1									
6	Jason O'HALLORAN (Yamaha)	276.5	84	20	12	11	12		6	2	18	9	14	14		14	11	10	5.5	10	10	18	18	18	12	14	10	10	10	8							4	0	4										
7	Josh BROOKES (BMW)	262	98.5	14.5	14	18	16	18	10	11	10	14	3	7	7	8	16	16	2	7	1			8	8	8	16	16	16	12								2	3	2									
8	Ryan VICKERS (Yamaha)	232	128.5	30	3	4	6		9	16	12	9	12	14		7	12	9	11	14	14	12	11	14		8	10	25											2	1	4								
9	Christian IDDON (Ducati)	222	138.5	10		5	8	9	9	7	11	11	11	7	11	8	11	7	16	12	3	7	6	9	9	9	12	12	12											0	1	1							
10	Jack KENNEDY (Yamaha)	134	226.5	88	9	9	8	4	7	3	6	4	5	3	3	8	6	4	6	6	3	5	11	6				18												0	0	0							
11	Charlie NESBITT (Honda)	122.5	238	11.5	4		5	2	6	10	7				7	4	5	2.5	5	7	16	14	14		6	4	4														0	1	2						
12	Peter HICKMAN (BMW)	121	239.5	1.5	5	4	12	10	3	9	5		4					4	4	6	8	7	7	6	8	6	5	8													0	0	0						
13	Danny KENT (Honda)	115	245.5	6	7	8	11	1	5	8						10	10	7	8	14	11	9	6																			0	1	1					
14	Storm STACEY (Kawasaki)	96.5	264	18.5		7	5	7	5	8	9							4.5	3	5		5	8	7	7		6	10														0	0	0					
15	Max COOK (Kawasaki)	72	288.5	24.5			2	5	4			2	5	2	3	3	2	6	12	12					5	3	3	3															0	0	0				
16	Tom NEAVE (Honda)	67	293.5	5	5	2	2	4	8	2	1	8	9	4	1					2		1		5	6	2		5															0	0	0				
17	Luke MOSSEY (BMW)	52	308.5	15	2	3	3				2	2	5	2								4	4	1	3	1		20															0	0	1				
18	Andrew IRWIN (Honda)	44	316.5	8	8	7	10	12	7																																				0	0	0		
19	Bradley PERIE (Kawasaki)	36	324.5	8					1										1			4	5	4	5	5	3	5	2	1														0	0	0			
20	Franco BOURNE (Honda)	28	332.5	8																			2	3	4	4	1		14																0	0	0		
21	Dean HARRISON (Kawasaki)	26	334.5	2	1		6	4			4	4	6	1																																0	0	0	
22	Danny BUCHAN (BMW)	25	335.5	1	6			4	6	5											4																									0	0	0	
23	Tito RABAT (Yamaha)	16	344.5	9									6	3	6						1																									0	0	0	
24	Jack SCOTT (Kawasaki)	10	350.5	6								1												2	2	3			2																	0	0	0	
25	Josh OWENS (Honda)	9.5	351	0.5	1				2	3		1	2	0.5																																	0	0	0
26	Héctor BARBERÁ (Honda)	9	351.5	0.5		1		1	3	1		1												1	1																						0	0	0
27	Davey TODD (Honda)	7	353.5	2			1	1																		4		1																			0	0	0
28	Louis VALLELEY (Kawasaki)	6	354.5	1																								6																			0	0	0
29	Tim NEAVE (Yamaha)	6	354.5	0		3	3																																								0	0	0
30	Luke STAPLEFORD (Kaw / Yam)	4	356.5	2																				2			2																				0	0	0

2023 Bennetts British Superbike Championship With Pirelli
 MANUFACTURERS POINTS AFTER ROUND 28



		TOTAL	GAP	DIFF	7th - 9th April Silverstone National			29th April - 1st May Oulton Park International			19th - 21st May Donington Park GP			16th - 18th June Knockhill			7th - 9th July Snetterton 300			21st - 23rd July Brands Hatch GP			11th - 13th August Thruxton			26th - 28th August Cadwell Park			15th - 17th September Oulton Park International			29th Sept - 1st October Donington Park GP			13th - 15th October Brands Hatch GP		
1	2				3	4	5	6	7	8	9	10	11	12	13	14	15	16	17	18	19	20	21	22	23	24	25	26	27	28	29	30	31	32	33		
1	Ducati	437			16	16	18	14	18	18	16	7	16	18	16	18	18	18	18	7	18	18	7	7	6	18	18	18	25	25	25						
2	Yamaha	420	17		18	12	12	9	11	14	18	18	18	16	18	14	14	11	12	9	11	14	18	18	18	16	16	12	14	20	14	25					
3	BMW	365	72	55	14	18	16	18	14	16	14	14	8	10	7	10	16	16	14	4	7	8	10	9	10	8	12	14	20	18	18	22					
4	Kawasaki	303.5	133.5	61.5	2	6	7	7	8	8	12	11	10	8	10	11	9	9	9	4.5	8	9	12	16	16	10	10	11	22	22	20	16					
5	Honda	248	189	55.5	8	8	11	10	12	7	8	10	7	3	8	9	10	10	7	8	14	11	16	14	14	5	6	4	6	4	4	14					

CERATIZIT TEAMS TROPHY AFTER ROUND 28

	TOTAL	GAP	DIFF	7th - 9th April Silverstone National			28th April - 1st May Oulton Park International			19th - 21st May Donington Park GP			16th - 18th June Knockhill			7th - 9th July Snetterton 300			21st - 23rd July Brands Hatch GP			11th - 13th August Thruxton			26th - 28th August Cadwell Park			15th - 17th September Oulton Park International			29th Sept - 1st October Donington Park GP			13th - 15th October Brands Hatch GP					
				1	2	3	4	5	6	7	8	9	10	11	12	13	14	15	16	17	18	19	20	21	22	23	24	25	26	27	28	29	30	31	32	33			
				R1	R2	R3	R1	R2	R3	R1	R2	R3	R1	R2	R3	R1	R2	R3	R1	R2	R3	R1	R2	R3	R1	R2	R3	R1	R2	R3	R1	R2	R3	R1	R2	R3			
1 BeerMonster Ducati	368.25			13.5	15	16	12.5	17	15	13.5		15	15	16	17	15	15	17	4.25	15	17	4.5	2.5	2	14.5	14.5	17	21.5	19.5	23.5									
2 LAMI OMG Racing Yamaha	322.5	45.75		10.5	8	7.5	9	11	14	13.5	16	15	12.5	15	13	3	6	10	5	10	14	11	11	10	15	16	12	14	14	12	14.5								
3 ROKiT BMW Motorrad Team	305	63.25	17.5	10	10	10	16	14	16	14	12	8	10	6	10		14	14			8	10	9	10		12	14	20	18	18	22								
4 McAMS Yamaha	249.5	118.75	55.5	12	7	7.5			6	2	18	9	14	14		10	7	8	5.5	10	5.5	18	18	18	12	14	10	10	6	8									
5 FHO Racing BMW Motorrad	240	128.25	9.5	9.5	18	10	15	10	10.5	6.5	11.5	4	7	7	6	16	16		3	5.5		3.5	8	7	7.5	8	7	12	11	10.5	10								
6 Cheshire Mouldings Kawasaki	235.25	133	4.75	2	6	7	6	5	8	8.5	7.5	10	6	10	6.5	7	5.5	6	2.25	5	7.5	11.5	16	14	10	10	11	13.5	12.5	11.5	9.5								
7 Oxford Products Racing Ducati	222	146.25	13.25			5	8	9	9		7	11	11	11	7	11	8	11	7	16	12	3	7	6	9	9	9	12	12	12									
8 Mar-Train Racing Yamaha	134	234.25	88	9	9	8	4	7	3		6	4	5	3	3	8	6	4	6	6	3	5	11							18									
9 Hawk Racing Honda	118.5	249.75	15.5	4	1		5		2	6	6	7	3			7	2.5	3.5	1.5	5	7	16	14	14				6	4	4									
10 Lovell Kent Racing Honda	115	253.25	3.5	7	8	11	1	5		8						10	10	7	8	14	11	9	6																
11 Starline Racing Kawasaki	96.5	271.75	18.5				7		5	7	5		8	9				4.5	3	5		5	8		7	7		6	10										
12 Honda Racing UK	94.5	273.75	2	8	6	2	6	8	7		8	2	1	8	9	4		1			2		1	2	4	5	4	1.5											
13 Tactix by Lloyd & Jones BMW	52	316.25	42.5		2		3	3					2	2	5	2						4		4	1	3		1		20									
14 Lee Hardy Racing Kawasaki	36	332.25	16									1										4	5	4	5	5	3	5	2	1									
15 SYNETIQ BMW Motorrad	30	338.25	6	6						4		6		5							4						4		1										
16 DAO Racing Kawasaki	28	340.25	2	1			6	4				4	4	6	1											2													
17 Marvel HCL Motorsport	14	354.25	14																																				
18 Rapid CDH Racing Kawasaki	12.5	355.75	1.5										1																										
19 TAG Honda Racing	9	359.25	3.5			1				1	3	1			1											2	2	3											
20 Milenco by Padgetts Motorcycles Honda	2	366.25	7						1	1																													

2023 Bennetts British Superbike Championship With Pirelli
SPEEDY LEAGUE - DONINGTON PARK GP



		TOTAL	GAP	DIFF	29th September - 1st October Donington Park GP		
					1	2	3
1	Leon HASLAM (BMW)	162			162		
2	Christian IDDON (Ducati)	161.7	0.3		161.7		
3	Glenn IRWIN (Ducati)	160.9	1.1	0.8	160.9		
4	Tommy BRIDEWELL (Ducati)	160.5	1.5	0.4	160.5		
5	Josh BROOKES (BMW)	159.4	2.6	1.1	159.4		
6	Charlie NESBITT (Honda)	159	3	0.4	159		
7	Ryan VICKERS (Yamaha)	158.2	3.8	0.8	158.2		
8	Luke MOSSEY (BMW)	158.2	3.8	0	158.2		
9	Jack KENNEDY (Yamaha)	157.9	4.1	0.3	157.9		
10	Peter HICKMAN (BMW)	157.5	4.5	0.4	157.5		
11	Louis VALLELEY (Kawasaki)	157.1	4.9	0.4	157.1		
12	Tom NEAVE (Honda)	157.1	4.9	0	157.1		
13	Max COOK (Kawasaki)	156.7	5.3	0.4	156.7		
14	Michael DUNLOP (Honda)	156	6	0.7	156		
15	Kyle RYDE (Yamaha)	155.7	6.3	0.3	155.7		
16	Davey TODD (BMW)	155.7	6.3	0	155.7		
17	Franco BOURNE (Honda)	155.7	6.3	0	155.7		
18	Lee JACKSON (Kawasaki)	155.3	6.7	0.4	155.3		
19	Storm STACEY (Kawasaki)	154.9	7.1	0.4	154.9		
20	Alex OLSEN (Honda)	154.9	7.1	0	154.9		
21	Jack SCOTT (Kawasaki)	154.2	7.8	0.7	154.2		
22	Bradley PERIE (Kawasaki)	152.5	9.5	1.7	152.5		
23	Jason O'HALLORAN (Yamaha)	152.1	9.9	0.4	152.1		
24	Brayden ELLIOTT (Kawasaki)	149.4	12.6	2.7	149.4		
25	Andrew IRWIN (Honda)	144.3	17.7	5.1	144.3		
26	Niccoló CANEPA (Yamaha)	121.7	40.3	22.6	121.7		



2023 Bennetts British Superbike Championship With Pirelli
R&G ROOKIES CUP AFTER ROUND 28

	TOTAL	GAP	DIFF	7th - 9th April Silverstone National			29th April - 1st May Oulton Park International			19th - 21st May Donington Park GP			16th - 18th June Knockhill			7th - 9th July Snetterton 300			21st - 23rd July Brands Hatch GP			11th - 13th August Thruxton			26th - 28th August Cadwell Park			15th - 17th September Oulton Park International			29th Sept - 1st October Donington Park GP			13th - 15th October Brands Hatch GP		
				1	2	3	4	5	6	7	8	9	10	11	12	13	14	15	16	17	18	19	20	21	22	23	24	25	26	27	28	29	30	31	32	33
1	Charlie NESBITT (Honda)	362			18	16	18	18	18	18	18			18	18	18	8	18	18	18	18	18				25	22	25	14							
2	Max COOK (Kawasaki)	353	9		12	12	12	14	18	12	16	16	18	18	16	16	16	9	16	16	16	16				22	20	22	20							
3	Bradley PERIE (Kawasaki)	343	19	10	14	14	14	12	14	14	12	14	14		14	6	14	10	14	16	14	18	18	18	18	25	20	16								
4	Jack SCOTT (Kawasaki)	284	78	59	10			11	11	10	11	12	16	18	14	12	7	12	11	12	11	14	14	14	14	16	16	18								
5	Franco BOURNE (Honda)	158.5	203.5	125.5											12		5.5	14	12	14	12	16	16	16	16		25									
6	Davey TODD (Honda)	146	216	12.5	11	16	11	10	16	16	10														20	18	18									
7	Tim NEAVE (Yamaha)	121	241	25	16	18	18	16	12	11	14	16																								
8	Louis VALLELEY (Kawasaki)	77	285	44																	10	11	10	12			12		22							
9	Brayden ELLIOTT (Kawasaki)	26	336	51																						12	14									



Rider	TOTAL	GAP	DIFF	7th - 9th April Silverstone National			29th April - 1st May Oulton Park International			19th - 21st May Donington Park GP			16th - 18th June Knockhill			7th - 9th July Snetterton 300			21st - 23rd July Brands Hatch GP			11th - 13th August Thruxton			26th - 28th August Cadwell Park			15th - 17th September Oulton Park International			29th Sept - 1st October Donington Park GP			13th - 15th October Brands Hatch GP		
				1	2	3	1	2	3	1	2	3	1	2	3	1	2	3	1	2	3	1	2	3	1	2	3	1	2	3	1	2	3			
1 Tom NEAVE (Honda)	102			3			7	6		12			4	9	6	3	8		10			6	4	2	3	3	7		9							
2 Bradley PERIE (Kawasaki)	87	15		6	4	4	3	9	7	8	8	5						3	5	1		2	6	1	4	2	3	3	1	2						
3 Jack SCOTT (Kawasaki)	79	23	8	4			4	2	8	5	2	5	7				4	3	2	1	2	5	3	3	4	4	3	8								
4 Héctor BARBERÁ (Honda)	74	28	5		1		1	4	4	3	9	6		6	4	1	5				2	5	3	5	3	5	4	3								
5 Christian IDDON (Ducati)	69	33	5		3		3	2		6	10	7	3		6	4	8				4	4	3	1		1	3	1								
6 Lee JACKSON (Kawasaki)	65	37	4		6		8	1	4	4	1			5	6	2		3	4		7	2				6	1		5							
7 Franco BOURNE (Honda)	61	41	4												6			3	6		4	7	5	4	4	3	2		17							
8 Max COOK (Kawasaki)	59	43	2	3	3			7	2	4	6			8	1			4	8	2						2	7		2							
9 Peter HICKMAN (BMW)	57	45	2		12		4	2		5	7						2			3	8	2			2	9	1									
10 Liam DELVES (Kawasaki)	56	46	1	9				4		6	9	6	3			4		2	8	5																
11 Glenn IRWIN (Ducati)	56	46	0		4	1	1	2		1	8			4		1		10	3		1	2	7	5	1	4	1									
12 Tommy BRIDEWELL (Ducati)	54	48	2		5	10				2			6	7		3	3		6		1	1		2	4	4										
13 Charlie NESBITT (Honda)	53	49	1	3	1	2				6	8	5					2	1	4	3	3					9	4	2								
14 Josh BROOKES (BMW)	53	49	0		4	2				4	5			3	3	1		3		6		2	6	2		1	2	9								
15 Storm STACEY (Kawasaki)	49	53	4		6					8			3		7		13	5								2	5									
16 Luke MOSSEY (BMW)	44	58	5	4			3		3				3	5	3						4	1	5			2		11								
17 Dean HARRISON (Kawasaki)	41	61	3	2	2	4		7	2				1	4	5	5	5				4															
18 Kyle RYDE (Yamaha)	38	64	3	1			9	3		1			2	2	2	3	3		8			2	1			1										
19 Ryan VICKERS (Yamaha)	35	67	3		1					4	4	1			1	12		1	4							1	2	4								
20 Jack KENNEDY (Yamaha)	34	68	1				4			3	1			1	1						6		1					17								
21 Danny KENT (Honda)	33	69	1	3	2		3		5			7		2	1	1		4		5																
22 Jason O'HALLORAN (Yamaha)	33	69	0					7		4								4			6	8	1	3												
23 Davey TODD (Honda)	33	69	0		11			8	3	3																2	3	3								
24 Tim NEAVE (Yamaha)	29	73	4	8	6		1	3	8	3																										
25 Danny BUCHAN (BMW)	26	76	3						2	6		12									6															
26 Louis VALLELEY (Kawasaki)	26	76	0																	4		3			5		14									
27 Leon HASLAM (BMW)	25	77	1	4	3			5					1	1		2	2		1	4					1		1									
28 Josh OWENS (Honda)	21	81	4		5	3				3			1		3	2	2	2																		
29 Tito RABAT (Yamaha)	20	82	1																4	4	8		4													
30 Brayden ELLIOTT (Kawasaki)	17	85	3																							5	5	7								
31 Andrew IRWIN (Honda)	13	89	4	6	4		1	2																												
32 Michael DUNLOP (Honda)	10	92	3																						6			4								
33 Luke STAPLEFORD (Yamaha)	9	93	1				1	3														2	3													
34 Brian McCORMACK (BMW)	3	99	6				3																													

MCRCB BULLETIN TK252

2023 Bennetts British Superbike Championship - Round 10

2023 Bennetts British Superbike Championship with Pirelli

RACE 2 - GRID (20 Laps) - PROVISIONAL



ROW 9		26	46	Tommy BRIDEWELL	1:46.816	25	75	Alex OLSEN	1:43.870				
ROW 8	24	18	Andrew IRWIN	1:43.621	23	97	Bradley PERIE	1:43.364	22	51	Brayden ELLIOTT	1:43.088	
ROW 7		21	22	Jason O'HALLORAN	1:42.854	20	74	Davey TODD	1:42.815	19	55	Jack SCOTT	1:42.312
ROW 6	18	60	Peter HICKMAN	1:42.047	17	6	Michael DUNLOP	1:42.003	16	30	Max COOK	1:41.943	
ROW 5		15	77	Kyle RYDE	1:41.917	14	68	Tom NEAVE	1:41.601	13	59	Niccoló CANEPA	1:41.573
ROW 4	12	2	Glenn IRWIN	1:41.598	11	86	Charlie NESBITT	1:41.598	10	56	Louis VALLELEY	1:41.573	
ROW 3		9	79	Storm STACEY	1:40.878	8	25	Josh BROOKES	1:40.022	7	54	Franco BOURNE	1:40.018
ROW 2	6	21	Christian IDDON	1:39.503	5	4	Jack KENNEDY	1:38.850	4	7	Ryan VICKERS	1:38.602	
ROW 1		3	14	Lee JACKSON	1:38.569	2	12	Luke MOSSEY	1:38.352	1	91	Leon HASLAM	1:37.596
												Pole	

Note Regarding best lap times - F3.1 - Only a riders lap time set in a race using the tyres (front and rear together as a set) that he started the race on will be recorded for the purpose

Donington Park GP: 2.4873 miles

These results are provisional until the conclusion of any judicial and technical matters.

Race Director : Stuart Higgs <i>S. Higgs</i>	Stewards :	Timekeeper : Richard Evans <i>R. EVANS</i>
<small>Digitally Approved at 17:32 Saturday, 30 September 2023</small>		<small>Digitally Approved at 17:27 Saturday, 30 September 2023</small>

Results can be found at www.britishsuperbike.com

Printed - 17:16 Saturday, 30 September 2023



MCRCB BULLETIN TK287

2023 Bennetts British Superbike Championship - Round 10

2023 Bennetts British Superbike Championship with Pirelli

WARM UP - CLASSIFICATION



POS	NO	CL	PIC NAME	NAT	ENTRY	TIME	ON	LAPS	GAP	DIFF	MPH
1	4	1	Jack KENNEDY	IRL	Yamaha - Mar-Train Racing Yamaha	1:39.512	5	6			89.98
2	22	2	Jason O'HALLORAN	AUS	Yamaha - McAMS Yamaha	1:39.752	5	6	0.240	0.240	89.76
3	7	3	Ryan VICKERS	GBR	Yamaha - LAMI OMG Racing Yamaha	1:40.224	6	6	0.712	0.472	89.34
4	77	4	Kyle RYDE	GBR	Yamaha - LAMI OMG Racing Yamaha	1:40.256	6	6	0.744	0.032	89.31
5	25	5	Josh BROOKES	AUS	BMW - FHO Racing BMW Motorrad	1:40.271	6	6	0.759	0.015	89.30
6	2	6	Glenn IRWIN	GBR	Ducati - BeerMonster Ducati	1:40.345	6	6	0.833	0.074	89.23
7	91	7	Leon HASLAM	GBR	BMW - ROKIT BMW Motorrad Team	1:40.500	5	6	0.988	0.155	89.09
8	79	8	Storm STACEY	GBR	Kawasaki - Starline Racing Kawasaki	1:40.854	6	6	1.342	0.354	88.78
9	14	9	Lee JACKSON	GBR	Kawasaki - Cheshire Mouldings Kawasaki	1:40.921	5	6	1.409	0.067	88.72
10	12	10	Luke MOSSEY	GBR	BMW - Tactix by Lloyd & Jones BMW	1:41.005	6	6	1.493	0.084	88.65
11	30	11	Max COOK	GBR	Kawasaki - Cheshire Mouldings Kawasaki	1:41.095	6	6	1.583	0.090	88.57
12	59	12	Niccoló CANEPA	ITA	Yamaha - McAMS Yamaha	1:41.338	6	6	1.826	0.243	88.36
13	60	13	Peter HICKMAN	GBR	BMW - FHO Racing BMW Motorrad	1:41.383	4	6	1.871	0.045	88.32
14	46	14	Tommy BRIDEWELL	GBR	Ducati - BeerMonster Ducati	1:41.596	6	6	2.084	0.213	88.13
15	74	15	Davey TODD	GBR	BMW - Milwaukee BMW Motorrad	1:42.152	6	6	2.640	0.556	87.65
16	97	16	Bradley PERIE	GBR	Kawasaki - Lee Hardy Racing Kawasaki	1:42.765	5	6	3.253	0.613	87.13
17	75	P 1	Alex OLSEN	GBR	Honda - Cumins by Team IWR Honda	1:42.971	3	6	3.459	0.206	86.96
18	68	17	Tom NEAVE	GBR	Honda - Honda Racing UK	1:43.555	6	6	4.043	0.584	86.47
19	51	18	Brayden ELLIOTT	AUS	Kawasaki - DAO Racing Kawasaki	1:43.844	6	6	4.332	0.289	86.22
20	54	P 2	Franco BOURNE	GBR	Honda - Marvel HCL Motorsport	1:44.243	3	5	4.731	0.399	85.89
21	55	19	Jack SCOTT	GBR	Kawasaki - Rapid CDH Racing Kawasaki	1:45.051	4	4	5.539	0.808	85.23
22	86	20	Charlie NESBITT	GBR	Honda - MasterMac Honda by Hawk Racing	1:45.873	3	5	6.361	0.822	84.57
23	6	21	Michael DUNLOP	GBR	Honda - Crendon Honda by Hawk Racing	1:47.330	5	6	7.818	1.457	83.42
24	21	22	Christian IDDON	GBR	Ducati - Oxford Products Racing Ducati	1:49.598	6	6	10.086	2.268	81.70
25	18	23	Andrew IRWIN	GBR	Honda - Honda Racing UK	1:51.721	2	3	12.209	2.123	80.15

Weather / Track : Cloudy / Dry

These results are provisional until the conclusion of any judicial and technical matters.

Donington Park GP: 2.4873 miles

Date: 01/10/2023 Start: 09:30 Finish: 09:40

Race Director : Stuart Higgs	Stewards :	Timekeeper : Richard Evans
S. Higgs		R. EVANS
<small>Digitally Approved at 09:49 Sunday, 01 October 2023</small>		<small>Digitally Approved at 09:48 Sunday, 01 October 2023</small>

Results can be found at www.britishsuperbike.com

Printed - 09:43 Sunday, 01 October 2023

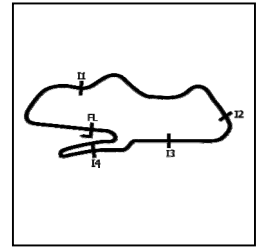


MCRCB BULLETIN TK288

2023 Bennetts British Superbike Championship - Round 10

2023 Bennetts British Superbike Championship with Pirelli

WARM UP - SECTOR ANALYSIS



SECTOR 1 = FL to I1, SECTOR 2 = I1 to I2, SECTOR 3 = I2 to I3, SECTOR 4 = I3 to I4, SECTOR 5 = I4 to FL, DIFF = Difference To Personal Best Lap, P = Crossed Finish Line in Pit Lane, D = Time Disallowed

P1 4		Jack KENNEDY				Yamaha - Mar-Train Racing Yamaha						
IDEAL LAP TIME : 1:39.236		BEST LAP TIME : 1:39.512		DIFFERENCE : 0.276								
LAP	SECTOR 1	SECTOR 2	SECTOR 3	SECTOR 4	SECTOR 5	LAP TIME	MPH	DIFF	TIME OF DAY			
1-	OUTLAP	87.6	31.920	13.941	137.2	14.003	IN PIT	P	09:31:52.193			
2-	OUTLAP	100.0	28.649	13.185	147.8	12.908	26.601	110.3	3:05.751	48.20	1:26.239	09:34:57.944
3-	21.516	106.5	27.966	12.919	153.5	12.459	25.975	110.7	1:40.835	88.80	1.323	09:36:38.779
4-	21.370	111.2	27.466	12.700	155.7	12.242	25.772	112.0	1:39.550 (2)	89.94	0.038	09:38:18.329
5-	21.260	109.4	27.554	12.777	154.6	12.312	25.609	112.4	1:39.512 (1)	89.98		09:39:57.841
6-	21.240	107.5	27.445	12.900	154.9	12.336	25.792	111.6	1:39.713 (3)	89.80	0.201	09:41:37.554

P2 22		Jason O'HALLORAN				Yamaha - McAMS Yamaha						
IDEAL LAP TIME : 1:39.752		BEST LAP TIME : 1:39.752		DIFFERENCE : 0.000								
LAP	SECTOR 1	SECTOR 2	SECTOR 3	SECTOR 4	SECTOR 5	LAP TIME	MPH	DIFF	TIME OF DAY			
1-	OUTLAP	89.0	31.194	13.833	140.6	13.679	27.438	108.9				09:32:25.057
2-	22.480	93.5	29.438	13.100	146.8	13.033	26.619	110.3	1:44.670	85.54	4.918	09:34:09.727
3-	21.589	104.5	28.183	12.833	149.4	12.705	26.725	111.1	1:42.035 (3)	87.75	2.283	09:35:51.762
4-	21.349	105.0	28.730	12.820	154.6	12.727	26.466	110.9	1:42.092	87.70	2.340	09:37:33.854
5-	21.167	108.4	27.478	12.581	153.9	12.580	25.946	112.2	1:39.752 (1)	89.76		09:39:13.606
6-	21.516	103.7	27.959	12.675	150.4	12.694	26.229	112.4	1:41.073 (2)	88.59	1.321	09:40:54.679

P3 7		Ryan VICKERS				Yamaha - LAMI OMG Racing Yamaha						
IDEAL LAP TIME : 1:39.908		BEST LAP TIME : 1:40.224		DIFFERENCE : 0.316								
LAP	SECTOR 1	SECTOR 2	SECTOR 3	SECTOR 4	SECTOR 5	LAP TIME	MPH	DIFF	TIME OF DAY			
1-	OUTLAP	90.5	30.272	13.208	144.6	13.171	26.653	111.6				09:32:46.083
2-	21.788	104.3	28.333	12.879	154.6	12.259	25.617	112.7	1:40.876	88.76	0.652	09:34:26.959
3-	21.540	102.7	28.637	12.890	154.2	12.340	25.753	113.7	1:41.160	88.51	0.936	09:36:08.119
4-	21.583	105.1	28.453	12.998	156.0	12.186	25.397	112.5	1:40.617 (3)	88.99	0.393	09:37:48.736
5-	21.467	105.6	28.144	13.163	156.7	12.174	25.483	112.4	1:40.431 (2)	89.16	0.207	09:39:29.167
6-	21.406	106.0	28.052	12.967	155.3	12.280	25.519	111.6	1:40.224 (1)	89.34		09:41:09.391

P4 77		Kyle RYDE				Yamaha - LAMI OMG Racing Yamaha						
IDEAL LAP TIME : 1:40.256		BEST LAP TIME : 1:40.256		DIFFERENCE : 0.000								
LAP	SECTOR 1	SECTOR 2	SECTOR 3	SECTOR 4	SECTOR 5	LAP TIME	MPH	DIFF	TIME OF DAY			
1-	OUTLAP	89.5	31.023	13.861	145.2	13.491	27.571	112.0				09:31:52.327
2-	22.494	95.4	29.410	13.164	152.1	13.106	28.723	114.1	1:46.897	83.76	6.641	09:33:39.224
3-	21.953	101.0	28.660	12.978	154.2	12.671	26.089	114.9	1:42.351	87.48	2.095	09:35:21.575
4-	21.434	104.2	28.428	12.740	154.2	12.617	25.990	115.1	1:41.209 (3)	88.47	0.953	09:37:02.784
5-	21.365	107.5	28.115	12.727	153.2	12.777	25.906	114.5	1:40.890 (2)	88.75	0.634	09:38:43.674
6-	21.272	107.8	28.085	12.666	157.1	12.535	25.698	115.5	1:40.256 (1)	89.31		09:40:23.930

P5 25		Josh BROOKES				BMW - FHO Racing BMW Motorrad						
IDEAL LAP TIME : 1:40.233		BEST LAP TIME : 1:40.271		DIFFERENCE : 0.038								
LAP	SECTOR 1	SECTOR 2	SECTOR 3	SECTOR 4	SECTOR 5	LAP TIME	MPH	DIFF	TIME OF DAY			
1-	OUTLAP	91.5	31.387	13.520	150.8	13.616	28.062	112.7				09:31:54.101
2-	22.053	101.5	29.524	13.327	148.7	12.788	26.559	115.9	1:44.251	85.89	3.980	09:33:38.352
3-	21.876	106.5	28.470	12.755	153.5	12.666	26.416	115.5	1:42.183	87.63	1.912	09:35:20.535
4-	21.626	107.7	28.220	12.735	150.8	12.636	25.987	117.5	1:41.204 (2)	88.47	0.933	09:37:01.739
5-	21.682	107.2	28.567	12.859	159.0	12.559	25.814	114.3	1:41.481 (3)	88.23	1.210	09:38:43.220
6-	21.250	108.0	27.977	12.695	150.8	12.497	25.852	115.9	1:40.271 (1)	89.30		09:40:23.491

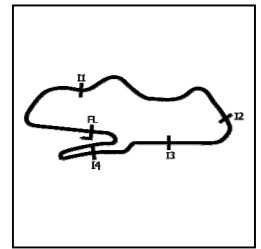
P6 2		Glenn IRWIN				Ducati - BeerMonster Ducati						
IDEAL LAP TIME : 1:40.276		BEST LAP TIME : 1:40.345		DIFFERENCE : 0.069								
LAP	SECTOR 1	SECTOR 2	SECTOR 3	SECTOR 4	SECTOR 5	LAP TIME	MPH	DIFF	TIME OF DAY			
1-	OUTLAP	91.4	31.370	13.684	144.6	13.390	27.105	113.7				09:31:52.865
2-	22.232	101.0	29.853	12.871	155.3	12.926	26.386	113.9	1:44.268	85.87	3.923	09:33:37.133
3-	21.557	103.5	28.851	12.986	158.2	12.591	26.155	113.5	1:42.140	87.66	1.795	09:35:19.273
4-	21.483	105.8	28.528	12.937	158.2	12.463	25.868	113.7	1:41.279 (3)	88.41	0.934	09:37:00.552
5-	21.415	105.3	28.286	12.864	159.0	12.416	25.913	113.5	1:40.894 (2)	88.75	0.549	09:38:41.446
6-	21.266	104.8	28.137	12.933	159.0	12.341	25.668	113.1	1:40.345 (1)	89.23		09:40:21.791

MCRCB BULLETIN TK288

2023 Bennetts British Superbike Championship - Round 10

2023 Bennetts British Superbike Championship with Pirelli

WARM UP - SECTOR ANALYSIS



SECTOR 1 = FL to I1, SECTOR 2 = I1 to I2, SECTOR 3 = I2 to I3, SECTOR 4 = I3 to I4, SECTOR 5 = I4 to FL, DIFF = Difference To Personal Best Lap, P = Crossed Finish Line in Pit Lane, D = Time Disallowed

P7	91	Leon HASLAM					BMW - ROKiT BMW Motorrad Team					
IDEAL LAP TIME : 1:40.500		BEST LAP TIME : 1:40.500					DIFFERENCE : 0.000					
LAP	SECTOR 1	SECTOR 2	SECTOR 3	SECTOR 4	SECTOR 5	LAP TIME	MPH	DIFF	TIME OF DAY			
1-	OUTLAP	95.7	30.585	13.299	143.0	13.658	27.701	111.4		09:31:51.249		
2-	22.317	105.8	29.045	13.101	155.3	12.799	26.262	112.7	1:43.524 (3)	86.49	3.024	09:33:34.773
3-	21.837	107.3	28.256	13.045	156.7	12.503	26.000	113.9	1:41.641 (2)	88.09	1.141	09:35:16.414
4-	23.458	102.9	32.199	12.924	153.5	12.491	27.218	113.3	1:48.290	82.68	7.790	09:37:04.704
5-	21.442	110.0	27.900	12.846	158.2	12.437	25.875	113.5	1:40.500 (1)	89.09		09:38:45.204
6-	21.618	108.5	28.988	13.070	152.8	12.715	IN PIT		1:40.757 P	88.87	0.257	09:40:25.961

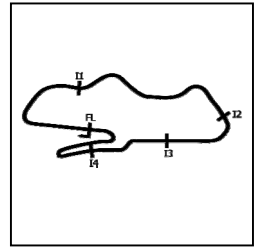
P8	79	Storm STACEY					Kawasaki - Starline Racing Kawasaki					
IDEAL LAP TIME : 1:40.691		BEST LAP TIME : 1:40.854					DIFFERENCE : 0.163					
LAP	SECTOR 1	SECTOR 2	SECTOR 3	SECTOR 4	SECTOR 5	LAP TIME	MPH	DIFF	TIME OF DAY			
1-	OUTLAP	96.1	30.323	13.434	148.7	13.333	27.581	113.5				09:31:53.499
2-	21.793	107.2	29.250	13.116	151.1	12.956	26.754	113.7	1:43.869	86.20	3.015	09:33:37.368
3-	21.570	109.4	28.789	13.084	153.9	12.648	26.351	113.1	1:42.442	87.41	1.588	09:35:19.810
4-	21.427	109.6	28.259	13.001	154.6	12.515	26.264	113.5	1:41.466 (3)	88.25	0.612	09:37:01.276
5-	21.397	110.1	27.981	12.998	153.9	12.350	26.145	111.1	1:40.871 (2)	88.77	0.017	09:38:42.147
6-	21.315	110.5	27.931	12.950	154.2	12.453	26.205	109.8	1:40.854 (1)	88.78		09:40:23.001

P9	14	Lee JACKSON					Kawasaki - Cheshire Mouldings Kawasaki					
IDEAL LAP TIME : 1:40.909		BEST LAP TIME : 1:40.921					DIFFERENCE : 0.012					
LAP	SECTOR 1	SECTOR 2	SECTOR 3	SECTOR 4	SECTOR 5	LAP TIME	MPH	DIFF	TIME OF DAY			
1-	OUTLAP	90.6	31.525	13.695	136.3	13.291	27.614	109.2				09:32:10.221
2-	22.561	101.6	30.785	13.429	146.5	13.215	26.670	112.0	1:46.660	83.95	5.739	09:33:56.881
3-	22.550	99.4	30.138	12.977	148.7	12.665	26.539	111.8	1:44.869	85.38	3.948	09:35:41.750
4-	21.929	103.8	28.834	12.929	147.4	12.508	26.075	113.9	1:42.275 (2)	87.55	1.354	09:37:24.025
5-	21.351	104.8	28.443	12.746	151.1	12.404	25.977	114.9	1:40.921 (1)	88.72		09:39:04.946
6-	21.995	101.0	29.072	12.734	144.0	12.785	26.272	113.7	1:42.858 (3)	87.05	1.937	09:40:47.804

P10	12	Luke MOSSEY					BMW - Tactix by Lloyd & Jones BMW					
IDEAL LAP TIME : 1:41.005		BEST LAP TIME : 1:41.005					DIFFERENCE : 0.000					
LAP	SECTOR 1	SECTOR 2	SECTOR 3	SECTOR 4	SECTOR 5	LAP TIME	MPH	DIFF	TIME OF DAY			
1-	OUTLAP	91.6	33.762	13.942	126.8	13.834	28.051	111.4				09:31:56.274
2-	22.983	100.0	29.262	13.061	148.4	12.812	26.658	113.3	1:44.776	85.46	3.771	09:33:41.050
3-	22.365	103.7	29.134	13.024	149.7	12.578	26.858	112.5	1:43.959 (3)	86.13	2.954	09:35:25.009
4-	21.993	103.5	28.544	12.884	153.2	12.546	26.261	113.7	1:42.228 (2)	87.59	1.223	09:37:07.237
5-	21.848	107.7	31.892	14.201	132.6	13.184	27.182	112.0	1:48.307	82.67	7.302	09:38:55.544
6-	21.734	105.3	28.104	12.768	157.5	12.236	26.163	113.3	1:41.005 (1)	88.65		09:40:36.549

P11	30	Max COOK					Kawasaki - Cheshire Mouldings Kawasaki					
IDEAL LAP TIME : 1:41.055		BEST LAP TIME : 1:41.095					DIFFERENCE : 0.040					
LAP	SECTOR 1	SECTOR 2	SECTOR 3	SECTOR 4	SECTOR 5	LAP TIME	MPH	DIFF	TIME OF DAY			
1-	OUTLAP	96.4	31.455	13.824	150.1	13.542	28.502	111.4				09:31:59.036
2-	22.418	105.3	29.595	13.367	153.2	13.066	27.190	111.4	1:45.636	84.76	4.541	09:33:44.672
3-	21.991	107.0	28.822	13.195	157.5	12.734	26.843	112.0	1:43.585	86.44	2.490	09:35:28.257
4-	21.873	107.2	28.571	13.072	158.2	12.558	26.401	113.3	1:42.475 (3)	87.38	1.380	09:37:10.732
5-	21.634	105.5	28.339	13.038	157.9	12.650	26.169	113.9	1:41.830 (2)	87.93	0.735	09:38:52.562
6-	21.428	111.1	28.119	12.857	157.9	12.482	26.209	110.7	1:41.095 (1)	88.57		09:40:33.657

P12	59	Niccoló CANEPA					Yamaha - McAMS Yamaha					
IDEAL LAP TIME : 1:41.338		BEST LAP TIME : 1:41.338					DIFFERENCE : 0.000					
LAP	SECTOR 1	SECTOR 2	SECTOR 3	SECTOR 4	SECTOR 5	LAP TIME	MPH	DIFF	TIME OF DAY			
1-	OUTLAP	84.2	33.370	14.001	146.8	13.847	28.874	108.4				09:32:04.281
2-	23.628	91.4	30.698	13.405	154.6	13.235	27.562	112.4	1:48.528	82.50	7.190	09:33:52.809
3-	22.394	95.8	29.769	13.144	157.5	12.906	26.623	109.1	1:44.836	85.41	3.498	09:35:37.645
4-	22.011	102.9	29.157	12.907	156.0	12.764	26.484	113.5	1:43.323 (3)	86.66	1.985	09:37:20.968
5-	21.776	102.7	29.005	12.806	157.1	12.639	26.388	113.9	1:42.614 (2)	87.26	1.276	09:39:03.582
6-	21.608	102.4	28.437	12.735	160.1	12.496	26.062	113.1	1:41.338 (1)	88.36		09:40:44.920

MCRCB BULLETIN TK288**2023 Bennetts British Superbike Championship - Round 10****2023 Bennetts British Superbike Championship with Pirelli****WARM UP - SECTOR ANALYSIS**

SECTOR 1 = FL to I1, SECTOR 2 = I1 to I2, SECTOR 3 = I2 to I3, SECTOR 4 = I3 to I4, SECTOR 5 = I4 to FL, DIFF = Difference To Personal Best Lap, P = Crossed Finish Line in Pit Lane, D = Time Disallowed

P13 60		Peter HICKMAN					BMW - FHO Racing BMW Motorrad				
IDEAL LAP TIME : 1:41.383		BEST LAP TIME : 1:41.383					DIFFERENCE : 0.000				
LAP	SECTOR 1	SECTOR 2	SECTOR 3	SECTOR 4	SECTOR 5	LAP TIME	MPH	DIFF	TIME OF DAY		
1-	OUTLAP	91.4	30.530	13.221 148.1	13.187	27.715 107.7			09:31:54.028		
2-	22.232	104.5	29.147	12.936 149.1	12.713	26.792 112.5	1:43.820	86.24	2.437	09:33:37.848	
3-	21.532	108.5	28.654	12.954 151.4	12.653	26.498 113.7	1:42.291 (2)	87.53	0.908	09:35:20.139	
4-	21.432	109.8	28.305	12.846 150.8	12.578	26.222 114.5	1:41.383 (1)	88.32		09:37:01.522	
5-	21.716	106.1	28.626	12.962 154.6	13.630	27.875 113.3	1:44.809	85.43	3.426	09:38:46.331	
6-	21.522	110.3	28.354	12.978 154.9	12.760	26.800 113.1	1:42.414 (3)	87.43	1.031	09:40:28.745	

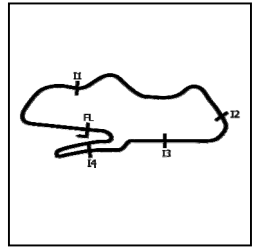
P14 46		Tommy BRIDEWELL					Ducati - BeerMonster Ducati				
IDEAL LAP TIME : 1:41.565		BEST LAP TIME : 1:41.596					DIFFERENCE : 0.031				
LAP	SECTOR 1	SECTOR 2	SECTOR 3	SECTOR 4	SECTOR 5	LAP TIME	MPH	DIFF	TIME OF DAY		
1-	OUTLAP	81.1	32.308	13.992 153.9	13.368	27.861 112.5			09:32:07.368		
2-	22.988	94.2	30.126	13.311 153.9	13.007	26.478 112.9	1:45.910	84.54	4.314	09:33:53.278	
3-	22.164	98.2	29.706	13.164 155.3	12.823	26.067 113.3	1:43.924	86.16	2.328	09:35:37.202	
4-	21.947	100.4	28.974	13.021 158.2	12.549	26.169 112.5	1:42.660 (2)	87.22	1.064	09:37:19.862	
5-	21.937	103.2	28.967	13.089 156.7	12.703	26.341 113.3	1:43.037 (3)	86.90	1.441	09:39:02.899	
6-	21.870	102.7	28.375	13.052 157.9	12.325	25.974 114.1	1:41.596 (1)	88.13		09:40:44.495	

P15 74		Davey TODD					BMW - Milwaukee BMW Motorrad				
IDEAL LAP TIME : 1:42.143		BEST LAP TIME : 1:42.152					DIFFERENCE : 0.009				
LAP	SECTOR 1	SECTOR 2	SECTOR 3	SECTOR 4	SECTOR 5	LAP TIME	MPH	DIFF	TIME OF DAY		
1-	OUTLAP	82.7	32.501	14.033 145.2	14.123	28.112 112.2			09:32:18.981		
2-	22.629	93.5	30.594	13.407 153.2	13.496	27.180 113.3	1:47.306	83.44	5.154	09:34:06.287	
3-	22.058	98.8	29.369	13.015 157.9	12.767	26.494 114.5	1:43.703 (3)	86.34	1.551	09:35:49.990	
4-	22.161	100.4	29.525	12.901 159.7	12.735	26.638 111.4	1:43.960	86.13	1.808	09:37:33.950	
5-	22.051	102.4	28.682	12.847 160.1	12.767	26.299 114.7	1:42.646 (2)	87.23	0.494	09:39:16.596	
6-	21.750	102.2	28.629	12.820 159.7	12.744	26.209 114.7	1:42.152 (1)	87.65		09:40:58.748	

P16 97		Bradley PERIE					Kawasaki - Lee Hardy Racing Kawasaki				
IDEAL LAP TIME : 1:42.640		BEST LAP TIME : 1:42.765					DIFFERENCE : 0.125				
LAP	SECTOR 1	SECTOR 2	SECTOR 3	SECTOR 4	SECTOR 5	LAP TIME	MPH	DIFF	TIME OF DAY		
1-	OUTLAP	92.3	31.808	13.971 145.8	13.478	28.162 110.1			09:32:08.230		
2-	22.741	97.9	30.152	13.341 151.8	12.989	27.320 110.5	1:46.543	84.04	3.778	09:33:54.773	
3-	22.243	100.1	29.194	13.017 153.9	12.797	26.541 112.0	1:43.792	86.27	1.027	09:35:38.565	
4-	22.039	99.5	29.097	12.993 154.9	12.798	26.690 112.4	1:43.617 (3)	86.41	0.852	09:37:22.182	
5-	21.848	99.8	28.809	12.870 156.4	12.748	26.490 112.7	1:42.765 (1)	87.13		09:39:04.947	
6-	21.855	101.0	29.494	12.745 152.8	12.959	26.504 114.3	1:43.557 (2)	86.46	0.792	09:40:48.504	

P17 75 P		Alex OLSEN					Honda - Cumins by Team IWR Honda				
IDEAL LAP TIME : 1:42.500		BEST LAP TIME : 1:42.971					DIFFERENCE : 0.471				
LAP	SECTOR 1	SECTOR 2	SECTOR 3	SECTOR 4	SECTOR 5	LAP TIME	MPH	DIFF	TIME OF DAY		
1-	OUTLAP	90.3	31.516	13.799 144.3	13.625	28.018 109.8			09:31:54.746		
2-	22.471	100.9	29.721	13.326 150.8	13.119	27.163 110.7	1:45.800	84.63	2.829	09:33:40.546	
3-	21.927	103.4	28.832	13.032 153.2	12.837	26.343 108.7	1:42.971 (1)	86.96		09:35:23.517	
4-	21.751	104.3	28.763	13.041 153.9	12.731	26.763 110.5	1:43.049 (2)	86.89	0.078	09:37:06.566	
5-	21.984	102.2	28.828	13.176 154.6	12.611	26.655 110.9	1:43.254 (3)	86.72	0.283	09:38:49.820	
6-	23.119	97.6	30.252	13.046 153.9	12.754	26.842 108.2	1:46.013	84.46	3.042	09:40:35.833	

P18 68		Tom NEAVE					Honda - Honda Racing UK				
IDEAL LAP TIME : 1:43.381		BEST LAP TIME : 1:43.555					DIFFERENCE : 0.174				
LAP	SECTOR 1	SECTOR 2	SECTOR 3	SECTOR 4	SECTOR 5	LAP TIME	MPH	DIFF	TIME OF DAY		
1-	OUTLAP	87.4	34.260	14.287 142.4	14.237	29.728 107.5			09:32:06.254		
2-	23.927	94.6	31.383	13.509 147.4	13.261	28.254 110.3	1:50.334	81.15	6.779	09:33:56.588	
3-	22.694	101.3	30.550	13.106 146.5	13.015	27.688 109.8	1:47.053	83.64	3.498	09:35:43.641	
4-	22.327	101.9	29.756	13.178 150.1	12.717	27.188 112.5	1:45.166 (3)	85.14	1.611	09:37:28.807	
5-	22.113	103.2	28.914	13.035 152.5	12.817	27.189 109.6	1:44.068 (2)	86.04	0.513	09:39:12.875	
6-	22.094	102.7	29.004	12.948 151.8	12.801	26.708 112.4	1:43.555 (1)	86.47		09:40:56.430	



SECTOR 1 = FL to I1, SECTOR 2 = I1 to I2, SECTOR 3 = I2 to I3, SECTOR 4 = I3 to I4, SECTOR 5 = I4 to FL, DIFF = Difference To Personal Best Lap, P = Crossed Finish Line in Pit Lane, D = Time Disallowed

P19 51		Brayden ELLIOTT					Kawasaki - DAO Racing Kawasaki					
IDEAL LAP TIME : 1:43.663		BEST LAP TIME : 1:43.844					DIFFERENCE : 0.181					
LAP	SECTOR 1	SECTOR 2	SECTOR 3	SECTOR 4	SECTOR 5	LAP TIME	MPH	DIFF	TIME OF DAY			
1-	OUTLAP	86.9	32.346	14.060	136.1	13.832	29.152	107.7		09:31:58.672		
2-	23.704	97.3	30.929	13.718	140.9	13.336	27.998	109.2	1:49.685	81.63	5.841	09:33:48.357
3-	22.653	98.3	29.512	13.392	144.6	13.007	27.164	111.4	1:45.728	84.69	1.884	09:35:34.085
4-	22.476	102.4	29.297	13.284	147.1	13.046	27.070	111.8	1:45.173 (3)	85.14	1.329	09:37:19.258
5-	22.217	101.5	29.167	13.077	148.4	13.154	27.360	113.3	1:44.975 (2)	85.30	1.131	09:39:04.233
6-	22.316	100.6	28.871	13.159	146.2	12.807	26.691	113.7	1:43.844 (1)	86.22		09:40:48.077

P20 54 P		Franco BOURNE					Honda - Marvel HCL Motorsport					
IDEAL LAP TIME : 1:44.206		BEST LAP TIME : 1:44.243					DIFFERENCE : 0.037					
LAP	SECTOR 1	SECTOR 2	SECTOR 3	SECTOR 4	SECTOR 5	LAP TIME	MPH	DIFF	TIME OF DAY			
1-	OUTLAP	87.1	31.954	13.933	134.4	13.815	28.196	109.8				09:32:00.508
2-	22.147	100.0	29.679	13.199	139.5	13.264	27.176	112.5	1:45.465 (2)	84.90	1.222	09:33:45.973
3-	21.619	105.0	29.446	13.236	150.4	12.906	27.036	111.1	1:44.243 (1)	85.89		09:35:30.216
4-	24.312	99.4	33.028	13.530	141.5	17.228	IN PIT		1:55.562 P	77.48	11.319	09:37:25.778
5-	OUTLAP	101.5	29.861	13.239	150.4	13.165	IN PIT		3:24.482 P	43.79	1:40.239	09:40:50.260

P21 55		Jack SCOTT					Kawasaki - Rapid CDH Racing Kawasaki					
IDEAL LAP TIME : 1:45.051		BEST LAP TIME : 1:45.051					DIFFERENCE : 0.000					
LAP	SECTOR 1	SECTOR 2	SECTOR 3	SECTOR 4	SECTOR 5	LAP TIME	MPH	DIFF	TIME OF DAY			
1-	OUTLAP	78.3	36.335	16.519	121.3	15.577	IN PIT		P			09:32:14.974
2-	OUTLAP	87.9	32.587	13.901	147.4	13.706	28.207	109.8	5:23.845	27.65	3:38.794	09:37:38.819
3-	22.874	97.5	30.809	13.623	148.7	13.324	30.142	112.5	1:50.772 (2)	80.83	5.721	09:39:29.591
4-	22.545	101.0	29.850	13.293	153.5	12.869	26.494	110.5	1:45.051 (1)	85.23		09:41:14.642

P22 86		Charlie NESBITT					Honda - MasterMac Honda by Hawk Racing					
IDEAL LAP TIME : 1:45.383		BEST LAP TIME : 1:45.873					DIFFERENCE : 0.490					
LAP	SECTOR 1	SECTOR 2	SECTOR 3	SECTOR 4	SECTOR 5	LAP TIME	MPH	DIFF	TIME OF DAY			
1-	OUTLAP	87.8	32.016	14.272	134.4	14.055	31.873	102.1				09:32:04.647
2-	24.566	92.5	30.724	13.559	147.8	13.211	28.005	108.7	1:50.065 (2)	81.35	4.192	09:33:54.712
3-	22.830	97.5	29.598	13.298	150.1	13.087	27.060	113.5	1:45.873 (1)	84.57		09:35:40.585
4-	24.166	96.4	31.639	14.391	138.0	15.231	IN PIT		1:54.909 P	77.92	9.036	09:37:35.494
5-	OUTLAP	86.7	30.486	13.162	144.0	13.046	26.747	109.1	4:04.116	36.68	2:18.243	09:41:39.610

P23 6		Michael DUNLOP					Honda - Crendon Honda by Hawk Racing					
IDEAL LAP TIME : 1:46.834		BEST LAP TIME : 1:47.330					DIFFERENCE : 0.496					
LAP	SECTOR 1	SECTOR 2	SECTOR 3	SECTOR 4	SECTOR 5	LAP TIME	MPH	DIFF	TIME OF DAY			
1-	OUTLAP	89.1	32.746	13.905	140.9	14.087	29.099	108.9				09:32:14.944
2-	22.844	92.0	36.681	15.588	130.5	14.054	33.030	106.8	2:02.197	73.27	14.867	09:34:17.141
3-	22.781	95.3	31.015	13.600	142.4	13.793	27.914	110.9	1:49.103 (3)	82.07	1.773	09:36:06.244
4-	22.688	95.7	30.439	13.260	149.4	13.348	27.861	109.6	1:47.596 (2)	83.22	0.266	09:37:53.840
5-	22.516	95.5	29.979	13.314	149.1	13.403	28.118	110.0	1:47.330 (1)	83.42		09:39:41.170
6-	22.386	97.2	30.313	13.483	148.7	14.524	IN PIT		1:50.307 P	81.17	2.977	09:41:31.477

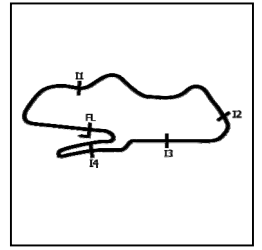
P24 21		Christian IDDON					Ducati - Oxford Products Racing Ducati					
IDEAL LAP TIME : 1:49.224		BEST LAP TIME : 1:49.598					DIFFERENCE : 0.374					
LAP	SECTOR 1	SECTOR 2	SECTOR 3	SECTOR 4	SECTOR 5	LAP TIME	MPH	DIFF	TIME OF DAY			
1-	OUTLAP	85.3	34.685	14.991	134.2	14.516	29.939	108.2				09:32:07.486
2-	24.024	92.3	32.261	14.522	149.7	13.976	28.602	109.6	1:53.385	78.97	3.787	09:34:00.871
3-	23.908	92.6	32.048	13.971	151.1	13.499	27.915	113.3	1:51.341	80.42	1.743	09:35:52.212
4-	23.300	94.2	31.799	14.035	152.8	13.878	27.922	109.2	1:50.934 (3)	80.71	1.336	09:37:43.146
5-	23.542	91.0	31.462	13.720	152.5	13.390	27.661	110.3	1:49.775 (2)	81.57	0.177	09:39:32.921
6-	23.097	94.1	31.453	13.956	152.8	13.528	27.564	111.1	1:49.598 (1)	81.70		09:41:22.519

MCRCB BULLETIN TK288

2023 Bennetts British Superbike Championship - Round 10

2023 Bennetts British Superbike Championship with Pirelli

WARM UP - SECTOR ANALYSIS



SECTOR 1 = FL to I1, SECTOR 2 = I1 to I2, SECTOR 3 = I2 to I3, SECTOR 4 = I3 to I4, SECTOR 5 = I4 to FL, DIFF = Difference To Personal Best Lap, P = Crossed Finish Line in Pit Lane, D = Time Disallowed

P25 18		Andrew IRWIN			Honda - Honda Racing UK						
IDEAL LAP TIME : 1:51.461		BEST LAP TIME : 1:51.721			DIFFERENCE : 0.260						
LAP	SECTOR 1	SECTOR 2	SECTOR 3	SECTOR 4	SECTOR 5	LAP TIME	MPH	DIFF	TIME OF DAY		
1 -	OUTLAP	85.0	33.642	14.544	133.9	14.949	29.767	106.5	09:32:23.562		
2 -	23.824	91.6	31.414	13.954	140.1	13.941	28.588	107.3	1:51.721 (1)	80.15	09:34:15.283
3 -	23.564	94.2	31.614	14.158	131.5	14.645	IN PIT	1:51.315	P	80.44	09:36:06.598

MCRCB BULLETIN TK289

2023 Bennetts British Superbike Championship - Round 10

2023 Bennetts British Superbike Championship with Pirelli

WARM UP - BEST SECTORS

SECTOR 1			SECTOR 2			SECTOR 3			SECTOR 4			SECTOR 5			IDEAL / BEST COMPARISON						
POS	NO	TIME	NO	TIME	NO	TIME	NO	TIME	NO	TIME	NO	TIME	POS	NO	NAME	IDEAL	BEST	DIFF			
																PERFECT LAP	1:38.764				
1	22	OH	21.167	4	KEN	27.445	22	OH	12.581	7	VIC	12.174	7	VIC	25.397	1	4	KENNEDY	1:39.236	1:39.512	0.276
2	4	KEN	21.240	22	OH	27.478	77	RYD	12.666	12	MOS	12.236	4	KEN	25.609	2	22	O'HALLORAN	1:39.752	1:39.752	0.000
3	25	BRO	21.250	91	HAS	27.900	25	BRO	12.695	4	KEN	12.242	2	IRW	25.668	3	7	VICKERS	1:39.908	1:40.224	0.316
4	2	IRW	21.266	79	STA	27.931	4	KEN	12.700	46	BRI	12.325	77	RYD	25.698	4	25	BROOKES	1:40.233	1:40.271	0.038
5	77	RYD	21.272	25	BRO	27.977	14	JAC	12.734	2	IRW	12.341	25	BRO	25.814	5	77	RYDE	1:40.256	1:40.256	0.000
6	79	STA	21.315	7	VIC	28.052	59	CAN	12.735	79	STA	12.350	91	HAS	25.875	6	2	IRWIN	1:40.276	1:40.345	0.069
7	14	JAC	21.351	77	RYD	28.085	97	PER	12.745	14	JAC	12.404	22	OH	25.946	7	91	HASLAM	1:40.500	1:40.500	0.000
8	7	VIC	21.406	12	MOS	28.104	12	MOS	12.768	91	HAS	12.437	46	BRI	25.974	8	79	STACEY	1:40.691	1:40.854	0.163
9	30	COO	21.428	30	COO	28.119	74	TOD	12.820	30	COO	12.482	14	JAC	25.977	9	14	JACKSON	1:40.909	1:40.921	0.012
10	60	HIC	21.432	2	IRW	28.137	91	HAS	12.846	59	CAN	12.496	59	CAN	26.062	10	12	MOSSEY	1:41.005	1:41.005	0.000
11	91	HAS	21.442	60	HIC	28.305	60	HIC	12.846	25	BRO	12.497	79	STA	26.145	11	30	COOK	1:41.055	1:41.095	0.040
12	59	CAN	21.608	46	BRI	28.375	30	COO	12.857	77	RYD	12.535	12	MOS	26.163	12	59	CANEPA	1:41.338	1:41.338	0.000
13	54	BOU	21.619	59	CAN	28.437	2	IRW	12.864	60	HIC	12.578	30	COO	26.169	13	60	HICKMAN	1:41.383	1:41.383	0.000
14	12	MOS	21.734	14	JAC	28.443	7	VIC	12.879	22	OH	12.580	74	TOD	26.209	14	46	BRIDWELL	1:41.565	1:41.596	0.031
15	74	TOD	21.750	74	TOD	28.629	68	NEA	12.948	75	OLS	12.611	60	HIC	26.222	15	74	TODD	1:42.143	1:42.152	0.009
16	75	OLS	21.751	75	OLS	28.763	79	STA	12.950	68	NEA	12.717	75	OLS	26.343	16	75	OLSEN	1:42.500	1:42.971	0.471
17	97	PER	21.848	97	PER	28.809	46	BRI	13.021	74	TOD	12.735	97	PER	26.490	17	97	PERIE	1:42.640	1:42.765	0.125
18	46	BRI	21.870	51	ELL	28.871	75	OLS	13.032	97	PER	12.748	55	SCO	26.494	18	68	NEAVE	1:43.381	1:43.555	0.174
19	68	NEA	22.094	68	NEA	28.914	51	ELL	13.077	51	ELL	12.807	51	ELL	26.691	19	51	ELLIOTT	1:43.663	1:43.844	0.181
20	51	ELL	22.217	54	BOU	29.446	86	NES	13.162	55	SCO	12.869	68	NEA	26.708	20	54	BOURNE	1:44.206	1:44.243	0.037
21	6	DUN	22.386	86	NES	29.598	54	BOU	13.199	54	BOU	12.906	86	NES	26.747	21	55	SCOTT	1:45.051	1:45.051	0.000
22	55	SCO	22.545	55	SCO	29.850	6	DUN	13.260	86	NES	13.046	54	BOU	27.036	22	86	NESBITT	1:45.383	1:45.873	0.490
23	86	NES	22.830	6	DUN	29.979	55	SCO	13.293	6	DUN	13.348	21	IDD	27.564	23	6	DUNLOP	1:46.834	1:47.330	0.496
24	21	IDD	23.097	18	IRW	31.414	21	IDD	13.720	21	IDD	13.390	6	DUN	27.861	24	21	IDDON	1:49.224	1:49.598	0.374
25	18	IRW	23.564	21	IDD	31.453	18	IRW	13.954	18	IRW	13.941	18	IRW	28.588	25	18	IRWIN	1:51.461	1:51.721	0.260

MCRCB BULLETIN TK290**2023 Bennetts British Superbike Championship - Round 10****2023 Bennetts British Superbike Championship with Pirelli****WARM UP - BEST SPEEDS**

POS	INTERMEDIATE 1			INTERMEDIATE 2			INTERMEDIATE 3			INTERMEDIATE 4			FINISH LINE		
	NO	NAME	MPH	NO	NAME	MPH	NO	NAME	MPH	NO	NAME	MPH	NO	NAME	MPH
1	4	KENNEDY	111.2				59	CANEPA	160.1				25	BROOKES	117.5
2	30	COOK	111.1				74	TODD	160.1				77	RYDE	115.5
3	79	STACEY	110.5				25	BROOKES	159.0				14	JACKSON	114.9
4	60	HICKMAN	110.3				2	IRWIN	159.0				74	TODD	114.7
5	91	HASLAM	110.0				91	HASLAM	158.2				60	HICKMAN	114.5
6	22	O'HALLORAN	108.4				30	COOK	158.2				97	PERIE	114.3
7	25	BROOKES	108.0				46	BRIDEWELL	158.2				46	BRIDEWELL	114.1
8	77	RYDE	107.8				12	MOSSEY	157.5				2	IRWIN	113.9
9	12	MOSSEY	107.7				77	RYDE	157.1				91	HASLAM	113.9
10	7	VICKERS	106.0				7	VICKERS	156.7				30	COOK	113.9
11	2	IRWIN	105.8				97	PERIE	156.4				59	CANEPA	113.9
12	54	BOURNE	105.0				4	KENNEDY	155.7				7	VICKERS	113.7
13	14	JACKSON	104.8				60	HICKMAN	154.9				79	STACEY	113.7
14	75	OLSEN	104.3				22	O'HALLORAN	154.6				12	MOSSEY	113.7
15	46	BRIDEWELL	103.2				79	STACEY	154.6				51	ELLIOTT	113.7
16	68	NEAVE	103.2				75	OLSEN	154.6				86	NESBITT	113.5
17	59	CANEPA	102.9				55	SCOTT	153.5				21	IDDON	113.3
18	74	TODD	102.4				21	IDDON	152.8				68	NEAVE	112.5
19	51	ELLIOTT	102.4				68	NEAVE	152.5				54	BOURNE	112.5
20	97	PERIE	101.0				14	JACKSON	151.1				55	SCOTT	112.5
21	55	SCOTT	101.0				54	BOURNE	150.4				4	KENNEDY	112.4
22	86	NESBITT	97.5				86	NESBITT	150.1				22	O'HALLORAN	112.4
23	6	DUNLOP	97.2				6	DUNLOP	149.4				75	OLSEN	110.9
24	21	IDDON	94.2				51	ELLIOTT	148.4				6	DUNLOP	110.9
25	18	IRWIN	94.2				18	IRWIN	140.1				18	IRWIN	107.3

MCRCB BULLETIN TK291

2023 Bennetts British Superbike Championship - Round 10

2023 Bennetts British Superbike Championship with Pirelli

WARM UP - STATISTICS

Competitors Started 25
Planned Start 2023-10-01 @ 09:30:00.000
Actual Start 2023-10-01 @ 09:30:00.745
Finish Time 2023-10-01 @ 09:40:00.745
Track Length 2.4873mi.
Total Laps 143
Total Distance Covered 355.6908mi.

Session Fastest Lap History

NO	CL	NAME	LAP TIME	TIME OF DAY	LAP	VEHICLE
91		Leon HASLAM	1:43.524	09:33:34.773	2	BMW
7		Ryan VICKERS	1:40.876	09:34:26.959	2	Yamaha
4		Jack KENNEDY	1:40.835	09:36:38.779	3	Yamaha
7		Ryan VICKERS	1:40.617	09:37:48.736	4	Yamaha
4		Jack KENNEDY	1:39.550	09:38:18.329	4	Yamaha
4		Jack KENNEDY	1:39.512	09:39:57.841	5	Yamaha

Flag History

TYPE	TIME OF DAY
GREEN	09:30:00.745
FINISH	09:40:00.745

Flag Statistics

TYPE	COUNT	TOTAL LAPS	TOTAL TIME
Green	1	6	13:29.214
Red	0	0	0.000
Safety Car	0	0	0.000
FCY	0	0	0.000

MCRCB BULLETIN TK291

2023 Bennetts British Superbike Championship - Round 10

2023 Bennetts British Superbike Championship with Pirelli

WARM UP - STATISTICS

CLASS :

23 Starters

Fastest Lap History

NO	NAME	LAP TIME	TIME OF DAY	LAP	VEHICLE
91	Leon HASLAM	1:43.524	09:33:34.773	2	BMW
7	Ryan VICKERS	1:40.876	09:34:26.959	2	Yamaha
4	Jack KENNEDY	1:40.835	09:36:38.779	3	Yamaha
7	Ryan VICKERS	1:40.617	09:37:48.736	4	Yamaha
4	Jack KENNEDY	1:39.550	09:38:18.329	4	Yamaha
4	Jack KENNEDY	1:39.512	09:39:57.841	5	Yamaha

MCRCB BULLETIN TK291

2023 Bennetts British Superbike Championship - Round 10

2023 Bennetts British Superbike Championship with Pirelli

WARM UP - STATISTICS

CLASS : P

2 Starters

Fastest Lap History

NO	NAME	LAP TIME	TIME OF DAY	LAP	VEHICLE
75	Alex OLSEN	1:45.800	09:33:40.546	2	Honda
54	Franco BOURNE	1:45.465	09:33:45.973	2	Honda
75	Alex OLSEN	1:42.971	09:35:23.517	3	Honda

MCRCB BULLETIN TK292

2023 Bennetts British Superbike Championship - Round 10

2023 Bennetts British Superbike Championship with Pirelli

WARM UP - SESSION NOTES

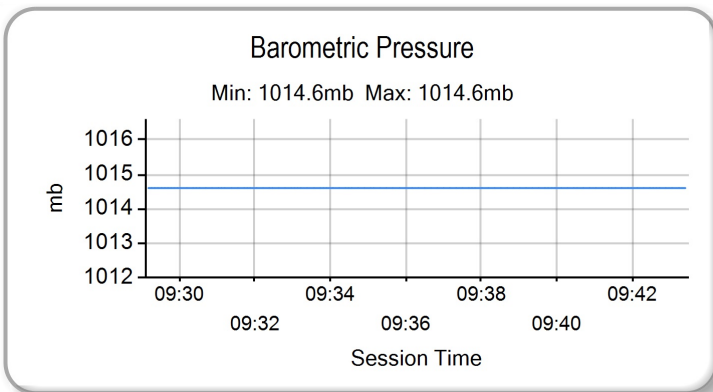
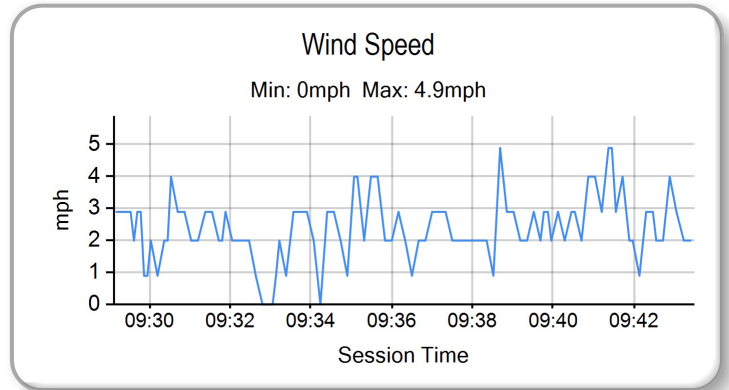
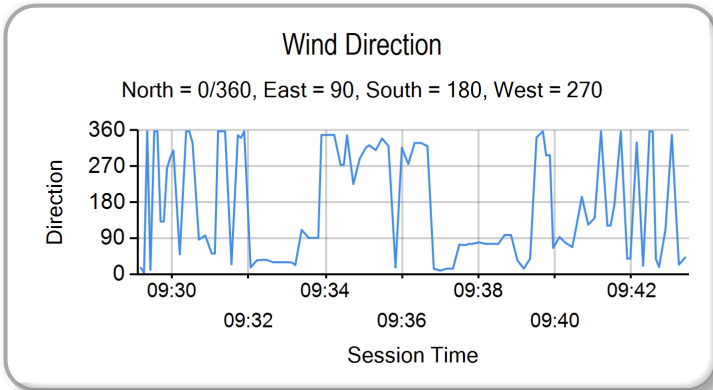
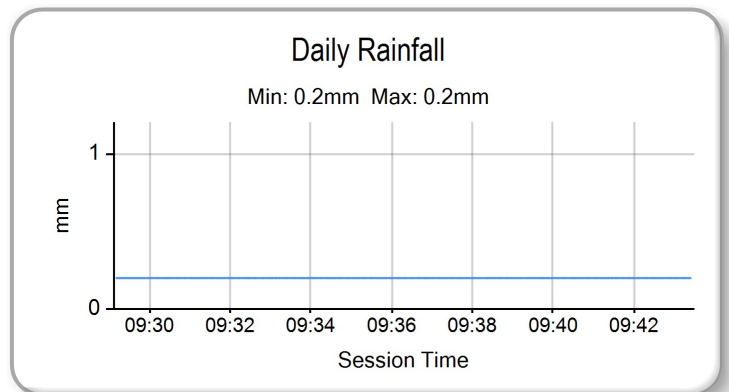
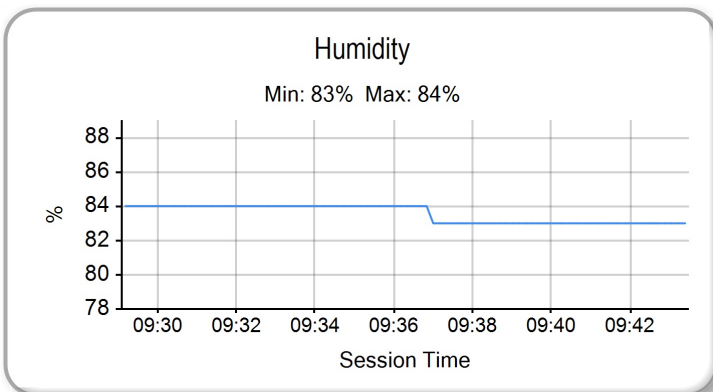
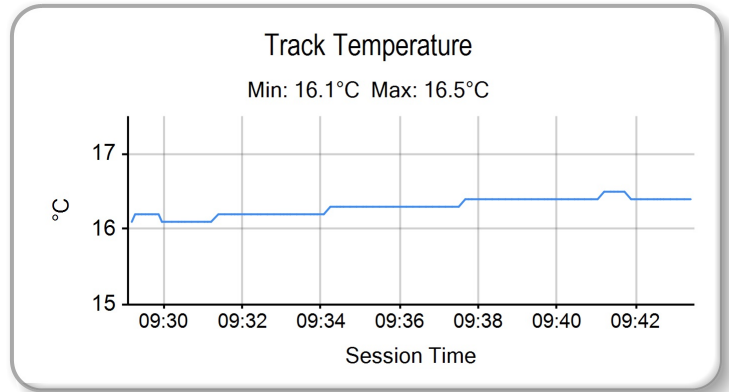
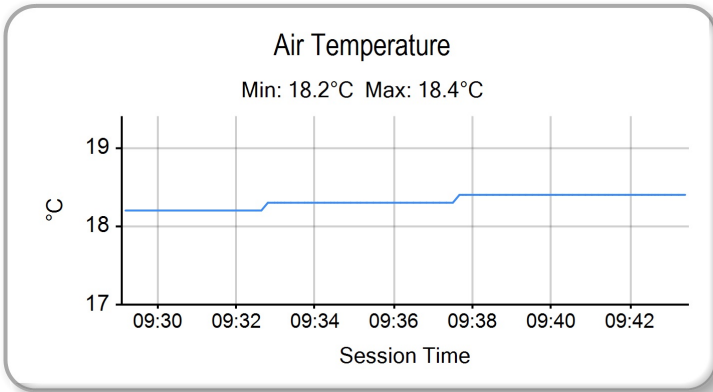
TIME	MESSAGE
09:36:53	NO. 54 - COURSE CUT T9/T10 - LAP TIME CANCELLED
09:37:04	NO. 86 - COURSE CUT T9/T10 - LAP TIME CANCELLED

MCRCB BULLETIN TK293

2023 Bennetts British Superbike Championship - Round 10

2023 Bennetts British Superbike Championship with Pirelli

WARM UP - WEATHER CONDITIONS



MCRCB BULLETIN TK294


2023 Bennetts British Superbike Championship - Round 10

2023 Bennetts British Superbike Championship with Pirelli

RACE 2 - GRID (20 Laps) - FINAL



ROW 9		26	46	Tommy BRIDEWELL	1:46.816	25	75	Alex OLSEN	1:43.870				
ROW 8	24	18	Andrew IRWIN	1:43.621	23	97	Bradley PERIE	1:43.364	22	51	Brayden ELLIOTT	1:43.088	
ROW 7		21	22	Jason O'HALLORAN	1:42.854	20	74	Davey TODD	1:42.815	19	55	Jack SCOTT	1:42.312
ROW 6	18	60	Peter HICKMAN	1:42.047	17	6	Michael DUNLOP	1:42.003	16	30	Max COOK	1:41.943	
ROW 5		15	77	Kyle RYDE	1:41.917	14	68	Tom NEAVE	1:41.601	13	59	Niccoló CANEPA	
ROW 4	12	2	Glenn IRWIN		11	86	Charlie NESBITT	1:41.598	10	56	Louis VALLELEY	1:41.573	
ROW 3		9	79	Storm STACEY	1:40.878	8	25	Josh BROOKES	1:40.022	7	54	Franco BOURNE	1:40.018
ROW 2	6	21	Christian IDDON	1:39.503	5	4	Jack KENNEDY	1:38.850	4	7	Ryan VICKERS	1:38.602	
ROW 1		3	14	Lee JACKSON	1:38.569	2	12	Luke MOSSEY	1:38.352	1	91	Leon HASLAM	1:37.596
												Pole	



Note Regarding best lap times - F3.1 - Only a riders lap time set in a race using the tyres (front and rear together as a set) that he started the race on will be recorded for the purpose

Donington Park GP: 2.4873 miles

Race Director : Stuart Higgs <i>S. Higgs</i>	Stewards :	Timekeeper : Richard Evans <i>R. EVANS</i>
<small>Digitally Approved at 09:48 Sunday, 01 October 2023</small>		<small>Digitally Approved at 09:48 Sunday, 01 October 2023</small>

Results can be found at www.britishsuperbike.com

Printed - 09:44 Sunday, 01 October 2023



MCRCB BULLETIN TK344

2023 Bennetts British Superbike Championship - Round 10

2023 Bennetts British Superbike Championship with Pirelli

RACE 2 - CLASSIFICATION



POS	NO	CL	PIC NAME	NAT	ENTRY	LAPS	TIME	GAP	DIFF	MPH	BEST	ON
1	77	1	Kyle RYDE	GBR	Yamaha - LAMI OMG Racing Yamaha	16	23:55.777			99.69	1:28.250	4
2	91	2	Leon HASLAM	GBR	BMW - ROKIT BMW Motorrad Team	16	23:56.001	0.224	0.224	99.67	1:28.284	3
3	21	3	Christian IDDON	GBR	Ducati - Oxford Products Racing Ducati	16	23:57.266	1.489	1.265	99.58	1:28.647	4
4	14	4	Lee JACKSON	GBR	Kawasaki - Cheshire Mouldings Kawasaki	16	23:57.532	1.755	0.266	99.56	1:28.606	14
5	22	5	Jason O'HALLORAN	AUS	Yamaha - McAMS Yamaha	16	23:57.915	2.138	0.383	99.54	1:28.268	6
6	7	6	Ryan VICKERS	GBR	Yamaha - LAMI OMG Racing Yamaha	16	23:59.568	3.791	1.653	99.42	1:28.497	6
7	86	7	Charlie NESBITT	GBR	Honda - MasterMac Honda by Hawk Racing	16	24:02.164	6.387	2.596	99.24	1:28.862	6
8	25	8	Josh BROOKES	AUS	BMW - FHO Racing BMW Motorrad	16	24:02.455	6.678	0.291	99.22	1:28.698	5
9	30	9	Max COOK	GBR	Kawasaki - Cheshire Mouldings Kawasaki	16	24:05.432	9.655	2.977	99.02	1:28.704	4
10	60	10	Peter HICKMAN	GBR	BMW - FHO Racing BMW Motorrad	16	24:06.715	10.938	1.283	98.93	1:29.304	6
11	4	11	Jack KENNEDY	IRL	Yamaha - Mar-Train Racing Yamaha	16	24:07.712	11.935	0.997	98.86	1:28.978	4
12	59	12	Niccoló CANEPA	ITA	Yamaha - McAMS Yamaha	16	24:11.203	15.426	3.491	98.63	1:29.226	7
13	68	13	Tom NEAVE	GBR	Honda - Honda Racing UK	16	24:12.706	16.929	1.503	98.52	1:29.314	5
14	74	14	Davey TODD	GBR	BMW - Milwaukee BMW Motorrad	16	24:12.865	17.088	0.159	98.51	1:29.506	5
15	75 P	1	Alex OLSEN	GBR	Honda - Cumins by Team IWR Honda	16	24:13.347	17.570	0.482	98.48	1:29.674	14
16	55	15	Jack SCOTT	GBR	Kawasaki - Rapid CDH Racing Kawasaki	16	24:29.590	33.813	16.243	97.39	1:30.207	5
17	51	16	Brayden ELLIOTT	AUS	Kawasaki - DAO Racing Kawasaki	15	23:16.033	1 Lap	1 Lap	96.11	1:31.666	4

NOT CLASSIFIED

DNF	18		Andrew IRWIN	GBR	Honda - Honda Racing UK	13	20:20.167	3 Laps	2 Laps	95.29	1:30.039	4
DNF	2		Glenn IRWIN	GBR	Ducati - BeerMonster Ducati	11	16:28.871	5 Laps	2 Laps	99.46	1:28.295	6
DNF	46		Tommy BRIDEWELL	GBR	Ducati - BeerMonster Ducati	11	16:28.974	5 Laps	0.103	99.45	1:28.240	6
DNF	97		Bradley PERIE	GBR	Kawasaki - Lee Hardy Racing Kawasaki	11	16:49.856	5 Laps	20.882	97.40	1:30.224	6
DNF	79		Storm STACEY	GBR	Kawasaki - Starline Racing Kawasaki	5	7:33.160	11 Laps	6 Laps	98.49	1:29.208	3
DNF	56		Louis VALLELEY	GBR	Kawasaki - Rapid CDH Racing Kawasaki	5	7:41.435	11 Laps	8.275	96.73	1:31.047	4
DNF	6		Michael DUNLOP	GBR	Honda - Crendon Honda by Hawk Racing	3	4:53.728	13 Laps	2 Laps	90.99	1:32.415	2
DNF	12		Luke MOSSEY	GBR	BMW - Tactix by Lloyd & Jones BMW	3	5:00.795	13 Laps	7.067	88.85	1:32.247	2

NOT STARTED

NS	54 P		Franco BOURNE	GBR	Honda - Marvel HCL Motorsport							
----	------	--	---------------	-----	-------------------------------	--	--	--	--	--	--	--

FASTEST LAP

	46		Tommy BRIDEWELL	GBR	Ducati - BeerMonster Ducati	6	1:28.240			101.47 mph	163.31 kph	
	75 P		Alex OLSEN	GBR	Honda - Cumins by Team IWR Honda	14	1:29.674			99.85 mph	160.70 kph	

Red Flag (end of session): 13:39

Weather / Track : Drizzle / Dry

These results are provisional until the conclusion of any judicial and technical matters.

Race Distance: 16 Laps / 39.79 miles

Donington Park GP: 2.4873 miles

Date: 01/10/2023 Start: 13:15 Finish: 13:38

Race Director : Stuart Higgs <i>S. Higgs</i>	Stewards :	Timekeeper : Richard Evans <i>R. EVANS</i>
<small>Digitally Approved at 13:57 Sunday, 01 October 2023</small>		<small>Digitally Approved at 13:55 Sunday, 01 October 2023</small>

Results can be found at www.britishsuperbike.com

Printed - 13:45 Sunday, 01 October 2023



MCRCB BULLETIN TK345

2023 Bennetts British Superbike Championship - Round 10

2023 Bennetts British Superbike Championship with Pirelli

RACE 2 - LAP CHART

LAP 1 @ 13:16:59.975

NO	BEHIND	LAP TIME
91		1:33.372
2	0.092	1:33.464
14	0.365	1:33.737
7	0.840	1:34.212
77	1.030	1:34.402
21	1.353	1:34.725
4	1.534	1:34.906
25	1.897	1:35.269
79	2.063	1:35.435
56	2.310	1:35.682
86	2.495	1:35.867
12	2.917	1:36.289
22	2.997	1:36.369
30	3.140	1:36.512
46	3.185	1:36.557
59	3.410	1:36.782
68	3.682	1:37.054
60	3.851	1:37.223
74	4.030	1:37.402
97	4.377	1:37.749
55	4.765	1:38.137
18	5.092	1:38.464
75	5.341	1:38.713
51	5.800	1:39.172
6	6.107	1:39.479

LAP 2 @ 13:18:28.622

NO	BEHIND	LAP TIME
2		1:28.555
91	0.575	1:29.222
14	0.838	1:29.120
77	1.163	1:28.780
7	1.451	1:29.258
21	1.983	1:29.277
25	2.194	1:28.944
4	2.511	1:29.624
79	2.921	1:29.505
86	3.218	1:29.370
22	4.288	1:29.938
30	4.389	1:29.896
46	4.578	1:30.040
56	4.905	1:31.242
60	5.489	1:30.285
59	5.742	1:30.979
68	6.043	1:31.008
74	6.118	1:30.735
12	6.517	1:32.247
97	6.703	1:30.973
55	6.932	1:30.814
18	7.145	1:30.700
75	7.674	1:30.980
51	9.194	1:32.041
6	9.875	1:32.415

LAP 3 @ 13:19:57.205

NO	BEHIND	LAP TIME
2		1:28.583
91	0.276	1:28.284
77	0.939	1:28.359
14	1.086	1:28.831
7	1.560	1:28.692
21	2.050	1:28.650

25	2.501	1:28.890
4	2.972	1:29.044
79	3.546	1:29.208
86	3.833	1:29.198
22	4.320	1:28.615
46	4.564	1:28.569
30	4.977	1:29.171
60	6.964	1:30.058
59	7.185	1:30.026
56	7.504	1:31.182
68	7.955	1:30.495
74	8.099	1:30.564
97	8.534	1:30.414
18	9.081	1:30.519
75	9.607	1:30.516
55	9.994	1:31.645
51	12.661	1:32.050
6	23.126	1:41.834 P
12	30.193	1:52.259 P

LAP 4 @ 13:21:25.569

NO	BEHIND	LAP TIME
2		1:28.364
91	0.383	1:28.471
77	0.825	1:28.250
14	1.446	1:28.724
7	1.886	1:28.690
21	2.333	1:28.647
25	3.011	1:28.874
4	3.586	1:28.978
79	4.412	1:29.230
22	4.597	1:28.641
46	4.682	1:28.482
86	5.273	1:29.804
30	5.317	1:28.704
59	8.228	1:29.407
60	8.539	1:29.939
74	9.335	1:29.600
68	9.889	1:30.298
56	10.187	1:31.047
97	10.540	1:30.370
18	10.756	1:30.039
75	11.131	1:29.888
55	11.966	1:30.336
51	15.963	1:31.666

LAP 5 @ 13:22:54.768

NO	BEHIND	LAP TIME
2		1:29.199
91	0.238	1:29.054
77	0.665	1:29.039
14	0.864	1:28.617
7	1.224	1:28.537
21	1.933	1:28.799
25	2.510	1:28.698
4	3.389	1:29.002
46	3.872	1:28.389
22	4.491	1:29.093
79	4.995	1:29.782
30	5.173	1:29.055
86	5.586	1:29.512
60	8.958	1:29.618
59	9.268	1:30.239
74	9.642	1:29.506
68	10.004	1:29.314

18	11.920	1:30.363
75	12.369	1:30.437
97	12.677	1:31.336
55	12.974	1:30.207
56	13.270	1:32.282
51	18.577	1:31.813

LAP 6 @ 13:24:23.063

NO	BEHIND	LAP TIME
2		1:28.295
91	0.519	1:28.576
77	0.879	1:28.509
7	1.426	1:28.497
14	1.646	1:29.077
21	2.531	1:28.893
25	3.161	1:28.946
46	3.817	1:28.240
22	4.464	1:28.268
4	4.578	1:29.484
30	5.897	1:29.019
86	6.153	1:28.862
60	9.967	1:29.304
59	10.329	1:29.356
74	10.901	1:29.554
68	11.372	1:29.663
18	14.050	1:30.425
75	14.247	1:30.173
97	14.606	1:30.224
55	15.011	1:30.332
51	22.088	1:31.806

LAP 7 @ 13:25:51.514

NO	BEHIND	LAP TIME
2		1:28.451
91	0.560	1:28.492
77	0.937	1:28.509
7	1.997	1:29.022
14	2.339	1:29.144
21	3.085	1:29.005
46	3.608	1:28.242
25	4.066	1:29.356
22	4.291	1:28.278
4	5.392	1:29.265
30	6.858	1:29.412
86	7.155	1:29.453
59	11.104	1:29.226
60	11.666	1:30.150
74	12.218	1:29.768
68	12.770	1:29.849
18	16.667	1:31.068
75	16.868	1:31.072
97	17.305	1:31.150
55	17.451	1:30.891
51	25.761	1:32.124

LAP 8 @ 13:27:22.412

NO	BEHIND	LAP TIME
2		1:30.898
91	0.141	1:30.479
7	1.033	1:29.934
77	1.515	1:31.476
46	1.628	1:28.918
14	1.755	1:30.314
21	2.325	1:30.138

22	3.403	1:30.010
25	3.474	1:30.306
4	5.165	1:30.671
30	6.054	1:30.094
86	6.342	1:30.085
60	11.830	1:31.062
68	12.586	1:30.714
74	12.685	1:31.365
59	13.916	1:33.710
75	16.384	1:30.414
55	19.166	1:32.613
97	20.019	1:33.612
18	20.264	1:34.495
51	28.272	1:33.409

LAP 9 @ 13:28:54.209

NO	BEHIND	LAP TIME
46		1:30.169
2	0.073	1:31.870
91	0.442	1:32.098
7	0.716	1:31.480
77	0.936	1:31.218
21	1.077	1:30.549
14	1.173	1:31.215
22	2.175	1:30.569
25	2.381	1:30.704
4	4.401	1:31.033
86	4.653	1:30.108
30	5.042	1:30.785
60	10.446	1:30.413
68	11.898	1:31.109
74	12.146	1:31.258
59	12.670	1:30.551
75	14.725	1:30.138
55	18.947	1:31.578
97	20.484	1:32.262
18	22.482	1:34.015
51	29.805	1:33.330

LAP 10 @ 13:30:24.749

NO	BEHIND	LAP TIME
46		1:30.540
2	0.529	1:30.996
7	0.634	1:30.458
91	0.719	1:30.817
21	1.036	1:30.499
77	1.512	1:31.116
14	1.633	1:31.000
22	2.026	1:30.391
25	2.419	1:30.578
86	4.201	1:30.088
4	4.957	1:31.096
30	5.280	1:30.778
60	9.689	1:29.783
68	12.029	1:30.671
74	12.187	1:30.581
59	12.439	1:30.309
75	14.578	1:30.393
55	19.541	1:31.134
97	21.379	1:31.435
18	31.308	1:39.366
51	32.799	1:33.534

LAP 11 @ 13:31:55.474

NO	BEHIND	LAP TIME
2		1:30.196
46	0.103	1:30.828
91	0.320	1:30.326
77	0.600	1:29.813
7	0.869	1:30.960
21	0.949	1:30.638
22	1.304	1:30.003
14	1.414	1:30.506
25	1.963	1:30.269
86	3.072	1:29.596
4	4.421	1:30.189
30	4.902	1:30.347
60	8.396	1:29.432
68	11.993	1:30.689
74	12.340	1:30.878
59	12.576	1:30.862
75	13.931	1:30.078
55	19.562	1:30.746
97	20.985	1:30.331 P
51	35.444	1:33.370
18	38.305	1:37.722

LAP 12 @ 13:33:25.995

NO	BEHIND	LAP TIME
77		1:29.921
91	0.183	1:30.384
21	0.648	1:30.220
7	0.981	1:30.633
14	1.174	1:30.281
22	1.394	1:30.611
25	2.234	1:30.792
86	2.507	1:29.956
30	5.010	1:30.629
4	5.447	1:31.547
60	8.051	1:30.176
68	11.602	1:30.130
59	11.914	1:29.859
74	12.421	1:30.602
75	13.572	1:30.162
55	20.294	1:31.253
51	37.518	1:32.595
18	44.724	1:36.940

LAP 13 @ 13:34:54.984

NO	BEHIND	LAP TIME
77		1:28.989
91	0.300	1:29.106
21	0.718	1:29.059
14	1.309	1:29.124
7	1.980	1:29.988
22	2.082	1:29.677
25	3.336	1:30.091
86	3.502	1:29.984
30	6.394	1:30.373
4	6.758	1:30.300
60	8.809	1:29.747
68	12.907	1:30.294
59	13.092	1:30.167
74	13.317	1:29.885
75	14.325	1:29.742
55	23.495	1:32.190
51	41.272	1:32.743

Weather / Track : Drizzle / Dry

Donington Park GP: 2.4873 miles
Date: 01/10/2023 Start: 13:15 Finish: 13:38

Results can be found at www.tsl-timing.com

Page 1 of 2

Printed - 13:45 Sunday, 01 October 2023

MCRCB BULLETIN TK345

2023 Bennetts British Superbike Championship - Round 10

2023 Bennetts British Superbike Championship with Pirelli

RACE 2 - LAP CHART

18 51.786 1:36.051 P

LAP 14 @ 13:36:23.559

NO	BEHIND	LAP TIME
77		1:28.575
91	0.344	1:28.619
21	1.003	1:28.860
14	1.340	1:28.606
22	2.949	1:29.442
7	3.432	1:30.027
86	4.917	1:29.990
25	5.277	1:30.516
30	7.873	1:30.054
4	8.208	1:30.025
60	9.668	1:29.434
68	14.233	1:29.901
59	14.557	1:30.040
74	14.861	1:30.119
75	15.424	1:29.674
55	26.873	1:31.953
51	45.355	1:32.658

LAP 15 @ 13:37:52.239

NO	BEHIND	LAP TIME
77		1:28.680
91	0.358	1:28.694
21	1.833	1:29.510
14	1.975	1:29.315
22	3.103	1:28.834
7	4.011	1:29.259
86	5.719	1:29.482
25	6.431	1:29.834
30	9.090	1:29.897
4	9.566	1:30.038
60	10.394	1:29.406
59	15.346	1:29.469
68	15.841	1:30.288
74	16.112	1:29.931
75	16.646	1:29.902
55	29.412	1:31.219
51	50.397	1:33.722

LAP 16 @ 13:39:22.380

NO	BEHIND	LAP TIME
77		1:30.141
91	0.224	1:30.007
21	1.489	1:29.797
14	1.755	1:29.921
22	2.138	1:29.176
7	3.791	1:29.921
86	6.387	1:30.809
25	6.678	1:30.388
30	9.655	1:30.706
60	10.938	1:30.685
4	11.935	1:32.510
59	15.426	1:30.221
68	16.929	1:31.229
74	17.088	1:31.117
75	17.570	1:31.065
55	33.813	1:34.542

Weather / Track : Drizzle / Dry

MCRCB BULLETIN TK346

2023 Bennetts British Superbike Championship - Round 10

2023 Bennetts British Superbike Championship with Pirelli

RACE 2 - POSITION CHART

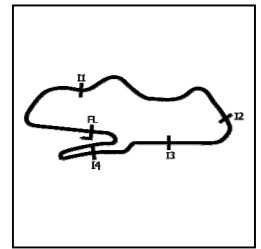
No	Name	Lap																	
		Pos	1	2	3	4	5	6	7	8	9	10	11	12	13	14	15	16	
91	HASLAM	1	91	2	2	2	2	2	2	2	2	46	46	2	77	77	77	77	77
12	MOSSEY	2	2	91	91	91	91	91	91	91	91	2	2	46	91	91	91	91	91
14	JACKSON	3	14	14	77	77	77	77	77	7	91	7	91	21	21	21	21	21	
7	VICKERS	4	7	77	14	14	14	7	7	77	7	91	77	7	14	14	14	14	
4	KENNEDY	5	77	7	7	7	7	14	14	46	77	21	7	14	7	22	22	22	
21	IDDON	6	21	21	21	21	21	21	21	14	21	77	21	22	22	7	7	7	
54	BOURNE	7	4	25	25	25	25	25	46	21	14	14	22	25	25	86	86	86	
25	BROOKES	8	25	4	4	4	4	46	25	22	22	22	14	86	86	25	25	25	
79	STACEY	9	79	79	79	79	46	22	22	25	25	25	25	30	30	30	30	30	
56	VALLELEY	10	56	86	86	22	22	4	4	4	4	86	86	4	4	4	4	60	
86	NESBITT	11	86	22	22	46	79	30	30	30	86	4	4	60	60	60	60	4	
2	IRWIN	12	12	30	46	86	30	86	86	86	30	30	30	68	68	68	59	59	
59	CANEPA	13	22	46	30	30	86	60	59	60	60	60	60	59	59	59	68	68	
68	NEAVE	14	30	56	60	59	60	59	60	68	68	68	68	74	74	74	74	74	
77	RYDE	15	46	60	59	60	59	74	74	74	74	74	74	75	75	75	75	75	
30	COOK	16	59	59	56	74	74	68	68	59	59	59	59	55	55	55	55	55	
6	DUNLOP	17	68	68	68	68	68	18	18	75	75	75	75	51	51	51	51		
60	HICKMAN	18	60	74	74	56	18	75	75	55	55	55	55	18	18				
55	SCOTT	19	74	12	97	97	75	97	97	97	97	97	97						
74	TODD	20	97	97	18	18	97	55	55	18	18	18	18	51					
22	O'HALLORAN	21	55	55	75	75	55	51	51	51	51	51	18						
51	ELLIOTT	22	18	18	55	55	56												
97	PERIE	23	75	75	51	51	51												
18	IRWIN	24	51	51	6														
75	OLSEN	25	6	6	12														
46	BRIDEWELL	26																	

MCRCB BULLETIN TK347

2023 Bennetts British Superbike Championship - Round 10

2023 Bennetts British Superbike Championship with Pirelli

RACE 2 - SECTOR ANALYSIS



SECTOR 1 = FL to I1, SECTOR 2 = I1 to I2, SECTOR 3 = I2 to I3, SECTOR 4 = I3 to I4, SECTOR 5 = I4 to FL, DIFF = Difference To Personal Best Lap, P = Crossed Finish Line in Pit Lane, D = Time Disallowed

P1 77		Kyle RYDE					Yamaha - LAMI OMG Racing Yamaha					
IDEAL LAP TIME : 1:27.961		BEST LAP TIME : 1:28.250					DIFFERENCE : 0.289					
LAP	SECTOR 1	SECTOR 2	SECTOR 3	SECTOR 4	SECTOR 5	LAP TIME	MPH	DIFF	TIME OF DAY			
1-		114.3	25.262	11.463	166.9	11.153	23.401	120.4	1:34.402	94.85	6.152	13:17:01.005
2-	19.033	124.0	24.361	11.459	164.8	10.539	23.388	120.0	1:28.780	100.86	0.530	13:18:29.785
3-	18.938	123.3	24.254	11.451	164.8	10.491	23.225	119.8	1:28.359 (2)	101.34	0.109	13:19:58.144
4-	18.947	127.8	24.227	11.465	164.0	10.426	23.185	118.9	1:28.250 (1)	101.46		13:21:26.394
5-	18.902	128.0	24.379	11.480	164.0	10.837	23.441	119.6	1:29.039	100.56	0.789	13:22:55.433
6-	18.969	126.3	24.500	11.477	163.6	10.443	23.120	119.4	1:28.509 (3)	101.17	0.259	13:24:23.942
7-	18.872	128.8	24.344	11.417	166.1	10.501	23.375	119.1	1:28.509 (3)	101.17	0.259	13:25:52.451
8-	19.233	122.2	25.377	11.817	163.2	11.202	23.847	118.5	1:31.476	97.88	3.226	13:27:23.927
9-	19.411	122.6	25.002	11.712	163.6	11.292	23.801	120.0	1:31.218	98.16	2.968	13:28:55.145
10-	19.429	121.7	24.889	11.716	165.2	11.562	23.520	120.9	1:31.116	98.27	2.866	13:30:26.261
11-	18.932	125.6	24.602	11.659	166.5	11.047	23.573	120.0	1:29.813	99.70	1.563	13:31:56.074
12-	19.117	120.6	24.871	11.628	166.1	10.963	23.342	118.3	1:29.921	99.58	1.671	13:33:25.995
13-	19.083	123.1	24.597	11.555	162.8	10.665	23.089	119.4	1:28.989	100.62	0.739	13:34:54.984
14-	19.011	127.0	24.509	11.570	162.4	10.466	23.019	119.6	1:28.575	101.09	0.325	13:36:23.559
15-	18.993	125.2	24.505	11.548	162.8	10.536	23.098	119.4	1:28.680	100.97	0.430	13:37:52.239
16-	19.194	122.6	24.757	11.736	160.1	10.915	23.539	116.5	1:30.141	99.33	1.891	13:39:22.380

P2 91		Leon HASLAM					BMW - ROKiT BMW Motorrad Team					
IDEAL LAP TIME : 1:28.050		BEST LAP TIME : 1:28.284					DIFFERENCE : 0.234					
LAP	SECTOR 1	SECTOR 2	SECTOR 3	SECTOR 4	SECTOR 5	LAP TIME	MPH	DIFF	TIME OF DAY			
1-		119.1	25.169	11.545	164.4	10.907	23.427	119.6	1:33.372	95.90	5.088	13:16:59.975
2-	19.412	119.8	24.429	11.420	164.8	10.722	23.239	121.3	1:29.222	100.36	0.938	13:18:29.197
3-	18.883	126.3	24.243	11.326	166.5	10.754	23.078	121.7	1:28.284 (1)	101.42		13:19:57.481
4-	18.995	127.0	24.317	11.406	166.1	10.716	23.037	121.1	1:28.471 (2)	101.21	0.187	13:21:25.952
5-	19.017	126.1	24.550	11.484	165.6	10.928	23.075	122.6	1:29.054	100.55	0.770	13:22:55.006
6-	19.030	124.5	24.404	11.371	167.3	10.674	23.097	117.9	1:28.576	101.09	0.292	13:24:23.582
7-	19.092	126.8	24.207	11.387	166.9	10.669	23.137	120.4	1:28.492 (3)	101.18	0.208	13:25:52.074
8-	19.161	119.1	25.044	11.566	165.2	11.215	23.493	121.7	1:30.479	98.96	2.195	13:27:22.553
9-	19.516	119.8	25.638	12.041	161.3	11.365	23.538	121.5	1:32.098	97.22	3.814	13:28:54.651
10-	19.345	121.5	25.354	11.473	169.0	11.285	23.360	121.5	1:30.817	98.59	2.533	13:30:25.468
11-	19.196	123.5	25.042	11.572	167.7	11.003	23.513	121.3	1:30.326	99.13	2.042	13:31:55.794
12-	19.308	122.0	25.197	11.524	166.9	11.031	23.324	120.4	1:30.384	99.07	2.100	13:33:26.178
13-	19.197	122.9	24.537	11.492	166.9	10.706	23.174	122.6	1:29.106	100.49	0.822	13:34:55.284
14-	19.020	125.6	24.486	11.440	166.9	10.708	22.965	122.4	1:28.619	101.04	0.335	13:36:23.903
15-	18.965	127.0	24.413	11.429	167.3	10.693	23.194	118.7	1:28.694	100.95	0.410	13:37:52.597
16-	19.480	122.2	24.740	11.546	166.5	10.859	23.382	120.9	1:30.007	99.48	1.723	13:39:22.604

P3 21		Christian IDDON					Ducati - Oxford Products Racing Ducati					
IDEAL LAP TIME : 1:28.383		BEST LAP TIME : 1:28.647					DIFFERENCE : 0.264					
LAP	SECTOR 1	SECTOR 2	SECTOR 3	SECTOR 4	SECTOR 5	LAP TIME	MPH	DIFF	TIME OF DAY			
1-		115.3	25.208	11.475	166.1	11.434	23.693	120.2	1:34.725	94.53	6.078	13:17:01.328
2-	19.037	123.3	24.552	11.470	165.6	10.652	23.566	120.4	1:29.277	100.29	0.630	13:18:30.605
3-	19.006	124.0	24.455	11.447	166.1	10.643	23.099	122.2	1:28.650 (2)	101.00	0.003	13:19:59.255
4-	18.945	124.2	24.379	11.458	165.2	10.691	23.174	122.2	1:28.647 (1)	101.01		13:21:27.902
5-	18.892	123.3	24.402	11.510	166.5	10.567	23.428	120.9	1:28.799 (3)	100.83	0.152	13:22:56.701
6-	18.979	124.5	24.479	11.530	164.0	10.708	23.197	121.7	1:28.893	100.73	0.246	13:24:25.594
7-	18.974	124.2	24.462	11.500	165.6	10.664	23.405	120.6	1:29.005	100.60	0.358	13:25:54.599
8-	19.060	122.4	24.784	11.600	167.3	11.200	23.494	122.2	1:30.138	99.34	1.491	13:27:24.737
9-	19.191	122.6	24.789	11.559	165.6	11.248	23.762	122.4	1:30.549	98.89	1.902	13:28:55.286
10-	19.176	122.9	25.036	11.709	166.5	11.130	23.448	122.0	1:30.499	98.94	1.852	13:30:25.785
11-	19.182	122.4	25.028	11.696	166.9	11.052	23.680	123.1	1:30.638	98.79	1.991	13:31:56.423
12-	19.203	120.6	24.931	11.642	165.2	10.933	23.511	120.2	1:30.220	99.25	1.573	13:33:26.643
13-	19.047	119.8	24.563	11.451	166.9	10.684	23.314	123.1	1:29.059	100.54	0.412	13:34:55.702
14-	19.034	123.8	24.378	11.543	165.6	10.730	23.175	122.4	1:28.860	100.77	0.213	13:36:24.562
15-	19.369	123.5	24.525	11.517	165.6	10.796	23.303	122.9	1:29.510	100.03	0.863	13:37:54.072
16-	19.110	122.2	24.903	11.549	165.6	10.907	23.328	120.9	1:29.797	99.71	1.150	13:39:23.869

2023 Bennetts British Superbike Championship - Round 10

2023 Bennetts British Superbike Championship with Pirelli

RACE 2 - SECTOR ANALYSIS



SECTOR 1 = FL to I1, SECTOR 2 = I1 to I2, SECTOR 3 = I2 to I3, SECTOR 4 = I3 to I4, SECTOR 5 = I4 to FL, DIFF = Difference To Personal Best Lap, P = Crossed Finish Line in Pit Lane, D = Time Disallowed

P4 14		Lee JACKSON					Kawasaki - Cheshire Mouldings Kawasaki					
IDEAL LAP TIME : 1:28.333		BEST LAP TIME : 1:28.606					DIFFERENCE : 0.273					
LAP	SECTOR 1	SECTOR 2	SECTOR 3	SECTOR 4	SECTOR 5	LAP TIME	MPH	DIFF	TIME OF DAY			
1-		116.7	25.325	11.485	162.4	11.024	23.567	120.4	1:33.737	95.52	5.131	13:17:00.340
2-	19.160	116.9	24.540	11.401	164.8	10.822	23.197	120.9	1:29.120	100.47	0.514	13:18:29.460
3-	18.901	122.6	24.253	11.377	164.8	10.842	23.458	121.5	1:28.831	100.80	0.225	13:19:58.291
4-	19.002	121.1	24.295	11.357	165.2	10.865	23.205	119.8	1:28.724 (3)	100.92	0.118	13:21:27.015
5-	18.945	124.7	24.318	11.382	165.2	10.806	23.166	120.2	1:28.617 (2)	101.04	0.011	13:22:55.632
6-	18.948	122.6	24.538	11.387	165.2	10.736	23.468	120.6	1:29.077	100.52	0.471	13:24:24.709
7-	19.003	123.3	24.473	11.400	165.2	10.951	23.317	120.2	1:29.144	100.44	0.538	13:25:53.853
8-	19.024	122.6	24.770	11.583	164.4	11.070	23.867	122.0	1:30.314	99.14	1.708	13:27:24.167
9-	19.295	124.5	25.019	11.616	159.7	11.353	23.932	122.6	1:31.215	98.16	2.609	13:28:55.382
10-	19.279	122.9	25.019	11.602	161.7	11.463	23.637	121.5	1:31.000	98.40	2.394	13:30:26.382
11-	19.030	123.5	24.707	11.657	162.8	11.199	23.913	122.0	1:30.506	98.93	1.900	13:31:56.888
12-	19.060	124.0	24.753	11.587	158.2	11.411	23.470	121.7	1:30.281	99.18	1.675	13:33:27.169
13-	19.100	126.8	24.595	11.464	165.6	10.841	23.124	121.7	1:29.124	100.47	0.518	13:34:56.293
14-	18.991	124.5	24.336	11.457	165.2	10.698	23.124	122.2	1:28.606 (1)	101.05		13:36:24.899
15-	19.135	121.7	24.608	11.398	163.6	10.882	23.292	122.4	1:29.315	100.25	0.709	13:37:54.214
16-	19.028	125.2	24.986	11.447	163.6	10.953	23.507	120.4	1:29.921	99.58	1.315	13:39:24.135

P5 22		Jason O'HALLORAN					Yamaha - McAMS Yamaha					
IDEAL LAP TIME : 1:28.077		BEST LAP TIME : 1:28.268					DIFFERENCE : 0.191					
LAP	SECTOR 1	SECTOR 2	SECTOR 3	SECTOR 4	SECTOR 5	LAP TIME	MPH	DIFF	TIME OF DAY			
1-		111.4	25.636	11.534	157.9	11.255	24.095	116.9	1:36.369	92.91	8.101	13:17:02.972
2-	19.115	120.0	24.847	11.456	164.4	10.845	23.675	117.9	1:29.938	99.56	1.670	13:18:32.910
3-	18.990	124.5	24.268	11.345	163.6	10.676	23.336	118.1	1:28.615 (3)	101.04	0.347	13:20:01.525
4-	18.849	123.1	24.334	11.332	166.5	10.816	23.310	119.1	1:28.641	101.01	0.373	13:21:30.166
5-	19.238	120.6	24.493	11.331	164.8	10.755	23.276	118.5	1:29.093	100.50	0.825	13:22:59.259
6-	18.816	123.1	24.116	11.295	166.1	10.619	23.422	119.1	1:28.268 (1)	101.44		13:24:27.527
7-	18.943	125.2	24.112	11.336	166.5	10.652	23.235	120.0	1:28.278 (2)	101.43	0.010	13:25:55.805
8-	18.999	126.3	24.665	11.475	164.4	11.124	23.747	118.5	1:30.010	99.48	1.742	13:27:25.815
9-	19.183	121.3	25.011	11.610	163.6	11.176	23.589	118.7	1:30.569	98.86	2.301	13:28:56.384
10-	19.242	120.6	24.659	11.514	164.0	11.230	23.746	119.6	1:30.391	99.06	2.123	13:30:26.775
11-	19.024	122.6	24.723	11.473	164.8	11.131	23.652	119.4	1:30.003	99.49	1.735	13:31:56.778
12-	19.093	121.3	24.978	11.483	164.4	11.192	23.865	120.0	1:30.611	98.82	2.343	13:33:27.389
13-	19.039	125.2	24.673	11.439	167.3	10.862	23.664	119.8	1:29.677	99.85	1.409	13:34:57.066
14-	19.113	123.3	24.537	11.447	165.6	10.746	23.599	118.3	1:29.442	100.11	1.174	13:36:26.508
15-	19.004	122.9	24.337	11.412	164.0	10.700	23.381	118.9	1:28.834	100.79	0.566	13:37:55.342
16-	18.971	124.5	24.468	11.493	164.8	10.862	23.382	119.6	1:29.176	100.41	0.908	13:39:24.518

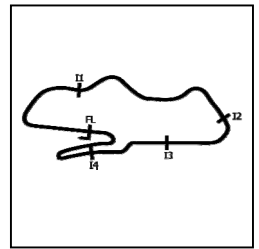
P6 7		Ryan VICKERS					Yamaha - LAMI OMG Racing Yamaha					
IDEAL LAP TIME : 1:28.280		BEST LAP TIME : 1:28.497					DIFFERENCE : 0.217					
LAP	SECTOR 1	SECTOR 2	SECTOR 3	SECTOR 4	SECTOR 5	LAP TIME	MPH	DIFF	TIME OF DAY			
1-		118.7	25.374	11.574	165.6	11.353	23.316	117.7	1:34.212	95.04	5.715	13:17:00.815
2-	19.154	123.1	24.589	11.375	166.1	10.763	23.377	119.6	1:29.258	100.32	0.761	13:18:30.073
3-	18.963	122.6	24.355	11.409	165.2	10.650	23.315	118.9	1:28.692	100.96	0.195	13:19:58.765
4-	19.147	124.9	24.213	11.464	164.8	10.671	23.195	119.4	1:28.690 (3)	100.96	0.193	13:21:27.455
5-	18.979	123.3	24.266	11.427	164.8	10.680	23.185	119.8	1:28.537 (2)	101.13	0.040	13:22:55.992
6-	18.924	126.1	24.371	11.431	166.5	10.653	23.118	118.5	1:28.497 (1)	101.18		13:24:24.489
7-	19.107	124.9	24.396	11.543	164.8	10.780	23.196	118.7	1:29.022	100.58	0.525	13:25:53.511
8-	19.224	123.8	24.492	11.716	165.2	11.172	23.330	118.1	1:29.934	99.56	1.437	13:27:23.445
9-	19.288	122.0	25.049	11.904	162.8	11.623	23.616	119.1	1:31.480	97.88	2.983	13:28:54.925
10-	19.293	121.7	24.746	11.718	164.4	11.190	23.511	116.9	1:30.458	98.99	1.961	13:30:25.383
11-	19.463	121.5	25.038	11.728	166.1	11.017	23.714	119.8	1:30.960	98.44	2.463	13:31:56.343
12-	19.199	118.9	24.921	11.702	165.2	11.233	23.578	118.5	1:30.633	98.79	2.136	13:33:26.976
13-	19.218	125.4	24.772	11.515	166.9	10.974	23.509	119.8	1:29.988	99.50	1.491	13:34:56.964
14-	19.115	124.7	24.505	11.526	165.6	10.842	24.039	119.1	1:30.027	99.46	1.530	13:36:26.991
15-	19.067	125.9	24.635	11.527	164.8	10.753	23.277	118.9	1:29.259	100.31	0.762	13:37:56.250
16-	19.226	122.9	24.753	11.594	165.6	10.922	23.426	118.3	1:29.921	99.58	1.424	13:39:26.171

MCRCB BULLETIN TK347

2023 Bennetts British Superbike Championship - Round 10

2023 Bennetts British Superbike Championship with Pirelli

RACE 2 - SECTOR ANALYSIS



SECTOR 1 = FL to I1, SECTOR 2 = I1 to I2, SECTOR 3 = I2 to I3, SECTOR 4 = I3 to I4, SECTOR 5 = I4 to FL, DIFF = Difference To Personal Best Lap, P = Crossed Finish Line in Pit Lane, D = Time Disallowed

P7 86		Charlie NESBITT				Honda - MasterMac Honda by Hawk Racing						
IDEAL LAP TIME : 1:28.705		BEST LAP TIME : 1:28.862				DIFFERENCE : 0.157						
LAP	SECTOR 1	SECTOR 2	SECTOR 3	SECTOR 4	SECTOR 5	LAP TIME	MPH	DIFF	TIME OF DAY			
1-		113.1	25.750	11.760	161.7	11.143	23.835	119.8	1:35.867	93.40	7.005	13:17:02.470
2-	19.256	125.2	24.650	11.507	163.2	10.750	23.207	120.0	1:29.370 (3)	100.19	0.508	13:18:31.840
3-	19.052	125.6	24.576	11.465	164.0	10.715	23.390	119.8	1:29.198 (2)	100.38	0.336	13:20:01.038
4-	19.052	122.6	24.472	11.437	165.6	11.118	23.725	110.5	1:29.804	99.71	0.942	13:21:30.842
5-	19.240	125.6	24.633	11.484	163.6	10.672	23.483	119.6	1:29.512	100.03	0.650	13:23:00.354
6-	18.974	124.7	24.523	11.470	164.4	10.649	23.246	118.9	1:28.862 (1)	100.76		13:24:29.216
7-	19.200	124.2	24.438	11.490	163.6	10.827	23.498	120.2	1:29.453	100.10	0.591	13:25:58.669
8-	19.224	122.2	24.784	11.654	162.8	10.996	23.427	120.6	1:30.085	99.40	1.223	13:27:28.754
9-	19.320	122.6	24.740	11.661	162.4	11.054	23.333	118.9	1:30.108	99.37	1.246	13:28:58.862
10-	19.381	120.6	24.883	11.693	162.8	10.907	23.224	119.4	1:30.088	99.39	1.226	13:30:28.950
11-	19.228	120.9	24.706	11.631	162.8	10.776	23.255	119.4	1:29.596	99.94	0.734	13:31:58.546
12-	19.153	123.5	24.582	11.817	162.0	10.890	23.514	119.8	1:29.956	99.54	1.094	13:33:28.502
13-	19.176	124.5	24.677	11.525	165.2	11.030	23.576	120.9	1:29.984	99.51	1.122	13:34:58.486
14-	19.267	122.9	24.789	11.563	165.6	10.993	23.378	119.4	1:29.990	99.50	1.128	13:36:28.476
15-	19.151	124.2	24.707	11.631	163.6	10.735	23.258	120.0	1:29.482	100.06	0.620	13:37:57.958
16-	19.322	119.8	24.808	11.785	162.0	11.145	23.749	118.3	1:30.809	98.60	1.947	13:39:28.767

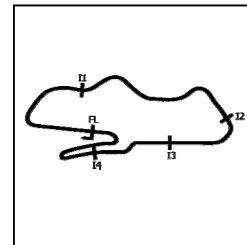
P8 25		Josh BROOKES				BMW - FHO Racing BMW Motorrad						
IDEAL LAP TIME : 1:28.500		BEST LAP TIME : 1:28.698				DIFFERENCE : 0.198						
LAP	SECTOR 1	SECTOR 2	SECTOR 3	SECTOR 4	SECTOR 5	LAP TIME	MPH	DIFF	TIME OF DAY			
1-		112.0	25.414	11.461	166.5	11.082	24.036	120.2	1:35.269	93.99	6.571	13:17:01.872
2-	18.972	121.3	24.389	11.326	168.6	10.879	23.378	120.4	1:28.944	100.67	0.246	13:18:30.816
3-	19.081	123.3	24.378	11.376	165.6	10.825	23.230	121.7	1:28.890 (3)	100.73	0.192	13:19:59.706
4-	18.930	121.5	24.381	11.404	167.7	10.974	23.185	122.0	1:28.874 (2)	100.75	0.176	13:21:28.580
5-	18.908	122.6	24.414	11.397	168.1	10.733	23.246	121.5	1:28.698 (1)	100.95		13:22:57.278
6-	19.149	121.7	24.348	11.470	168.6	10.778	23.201	121.7	1:28.946	100.67	0.248	13:24:26.224
7-	18.981	121.3	24.599	11.400	168.1	10.872	23.504	121.7	1:29.356	100.21	0.658	13:25:55.580
8-	19.106	122.2	24.612	11.489	168.1	11.225	23.874	119.8	1:30.306	99.15	1.608	13:27:25.886
9-	19.324	122.2	24.928	11.541	166.9	11.196	23.715	121.7	1:30.704	98.72	2.006	13:28:56.590
10-	19.286	121.1	24.792	11.610	167.7	11.225	23.665	121.1	1:30.578	98.85	1.880	13:30:27.168
11-	19.249	123.5	24.829	11.533	167.3	11.162	23.496	121.3	1:30.269	99.19	1.571	13:31:57.437
12-	19.199	120.6	25.094	11.539	165.2	11.206	23.754	120.9	1:30.792	98.62	2.094	13:33:28.229
13-	19.229	121.1	24.664	11.567	167.3	11.113	23.518	121.3	1:30.091	99.39	1.393	13:34:58.320
14-	19.368	120.2	24.697	11.509	167.3	11.093	23.849	120.6	1:30.516	98.92	1.818	13:36:28.836
15-	19.298	121.1	24.546	11.532	165.6	11.096	23.362	119.6	1:29.834	99.67	1.136	13:37:58.670
16-	19.225	120.0	24.750	11.563	164.8	11.194	23.656	122.0	1:30.388	99.06	1.690	13:39:29.058

P9 30		Max COOK				Kawasaki - Cheshire Mouldings Kawasaki						
IDEAL LAP TIME : 1:28.451		BEST LAP TIME : 1:28.704				DIFFERENCE : 0.253						
LAP	SECTOR 1	SECTOR 2	SECTOR 3	SECTOR 4	SECTOR 5	LAP TIME	MPH	DIFF	TIME OF DAY			
1-		115.5	25.776	11.609	160.1	11.232	24.404	120.0	1:36.512	92.77	7.808	13:17:03.115
2-	19.212	122.6	24.772	11.410	159.4	10.996	23.506	121.3	1:29.896	99.60	1.192	13:18:33.011
3-	19.332	123.3	24.387	11.356	164.4	10.800	23.296	121.3	1:29.171	100.41	0.467	13:20:02.182
4-	18.905	125.9	24.229	11.409	166.1	10.728	23.433	121.1	1:28.704 (1)	100.94		13:21:30.886
5-	18.871	125.6	24.490	11.372	162.0	10.870	23.452	122.0	1:29.055 (3)	100.54	0.351	13:22:59.941
6-	19.053	125.4	24.459	11.475	165.2	10.765	23.267	120.4	1:29.019 (2)	100.59	0.315	13:24:28.960
7-	19.098	126.1	24.412	11.552	162.8	10.828	23.522	119.6	1:29.412	100.14	0.708	13:25:58.372
8-	19.188	123.8	24.719	11.617	163.2	10.976	23.594	118.7	1:30.094	99.39	1.390	13:27:28.466
9-	19.276	125.2	24.922	11.835	155.3	11.214	23.538	119.4	1:30.785	98.63	2.081	13:28:59.251
10-	19.225	122.4	25.063	11.633	163.2	11.171	23.686	119.6	1:30.778	98.64	2.074	13:30:30.029
11-	19.220	121.3	24.732	11.655	160.1	11.189	23.551	119.4	1:30.347	99.11	1.643	13:32:00.376
12-	19.038	124.2	24.605	11.970	159.4	11.241	23.775	119.8	1:30.629	98.80	1.925	13:33:31.005
13-	19.063	123.3	24.679	11.855	162.8	11.043	23.733	119.6	1:30.373	99.08	1.669	13:35:01.378
14-	19.067	123.8	24.569	11.698	163.6	10.931	23.789	119.1	1:30.054	99.43	1.350	13:36:31.432
15-	19.151	125.2	24.593	11.676	163.6	10.885	23.592	119.8	1:29.897	99.60	1.193	13:38:01.329
16-	19.171	125.2	24.814	11.805	162.8	11.110	23.806	117.3	1:30.706	98.71	2.002	13:39:32.035

2023 Bennetts British Superbike Championship - Round 10

2023 Bennetts British Superbike Championship with Pirelli

RACE 2 - SECTOR ANALYSIS



SECTOR 1 = FL to I1, SECTOR 2 = I1 to I2, SECTOR 3 = I2 to I3, SECTOR 4 = I3 to I4, SECTOR 5 = I4 to FL, DIFF = Difference To Personal Best Lap, P = Crossed Finish Line in Pit Lane, D = Time Disallowed

P10 60		Peter HICKMAN					BMW - FHO Racing BMW Motorrad					
IDEAL LAP TIME : 1:28.997		BEST LAP TIME : 1:29.304					DIFFERENCE : 0.307					
LAP	SECTOR 1	SECTOR 2	SECTOR 3	SECTOR 4	SECTOR 5	LAP TIME	MPH	DIFF	TIME OF DAY			
1 -		108.0	25.707	11.586	159.4	11.654	24.132	119.4	1:37.223	92.10	7.919	13:17:03.826
2 -	19.264	120.0	24.618	11.556	162.8	11.267	23.580	118.3	1:30.285	99.17	0.981	13:18:34.111
3 -	19.169	124.2	24.664	11.585	163.2	10.876	23.764	117.9	1:30.058	99.42	0.754	13:20:04.169
4 -	19.083	125.2	24.428	11.579	163.2	11.121	23.728	118.5	1:29.939	99.56	0.635	13:21:34.108
5 -	19.127	123.8	24.514	11.664	163.6	10.841	23.472	117.1	1:29.618	99.91	0.314	13:23:03.726
6 -	19.183	124.2	24.525	11.595	162.0	10.682	23.319	118.1	1:29.304 (1)	100.26		13:24:33.030
7 -	19.070	125.2	24.582	11.599	162.4	11.222	23.677	118.1	1:30.150	99.32	0.846	13:26:03.180
8 -	19.607	120.4	24.918	11.714	162.4	11.187	23.636	117.5	1:31.062	98.33	1.758	13:27:34.242
9 -	19.285	121.3	24.926	11.720	162.8	10.996	23.486	117.7	1:30.413	99.03	1.109	13:29:04.655
10 -	19.107	123.1	24.630	11.632	164.4	10.955	23.459	116.9	1:29.783	99.73	0.479	13:30:34.438
11 -	19.096	124.2	24.566	11.639	162.8	10.778	23.353	117.7	1:29.432 (3)	100.12	0.128	13:32:03.870
12 -	19.021	124.2	25.010	11.758	163.6	10.854	23.533	117.9	1:30.176	99.29	0.872	13:33:34.046
13 -	19.167	123.8	24.647	11.614	162.8	10.852	23.467	117.5	1:29.747	99.77	0.443	13:35:03.793
14 -	19.213	123.8	24.590	11.588	163.6	10.733	23.310	118.5	1:29.434	100.12	0.130	13:36:33.227
15 -	19.024	124.7	24.502	11.623	163.6	10.801	23.456	118.3	1:29.406 (2)	100.15	0.102	13:38:02.633
16 -	19.217	123.5	24.916	11.856	164.8	10.987	23.709	118.3	1:30.685	98.74	1.381	13:39:33.318

P11 4		Jack KENNEDY					Yamaha - Mar-Train Racing Yamaha					
IDEAL LAP TIME : 1:28.705		BEST LAP TIME : 1:28.978					DIFFERENCE : 0.273					
LAP	SECTOR 1	SECTOR 2	SECTOR 3	SECTOR 4	SECTOR 5	LAP TIME	MPH	DIFF	TIME OF DAY			
1 -		117.1	25.242	11.482	164.4	11.249	23.912	117.9	1:34.906	94.34	5.928	13:17:01.509
2 -	19.154	122.4	24.383	11.425	160.9	11.166	23.496	118.3	1:29.624	99.91	0.646	13:18:31.133
3 -	19.019	124.9	24.259	11.410	164.8	10.841	23.515	117.9	1:29.044 (3)	100.56	0.066	13:20:00.177
4 -	19.075	124.7	24.315	11.504	163.2	10.687	23.397	117.5	1:28.978 (1)	100.63		13:21:29.155
5 -	19.178	123.3	24.295	11.512	162.0	10.685	23.332	117.7	1:29.002 (2)	100.60	0.024	13:22:58.157
6 -	19.116	124.0	24.350	11.533	162.8	10.795	23.690	118.1	1:29.484	100.06	0.506	13:24:27.641
7 -	19.052	124.5	24.312	11.536	163.2	10.774	23.591	116.9	1:29.265	100.31	0.287	13:25:56.906
8 -	19.292	121.7	24.883	11.672	160.9	11.082	23.742	116.5	1:30.671	98.75	1.693	13:27:27.577
9 -	19.424	123.5	25.027	11.724	160.5	11.154	23.704	117.1	1:31.033	98.36	2.055	13:28:58.610
10 -	19.546	120.2	25.174	11.613	163.2	11.153	23.610	118.1	1:31.096	98.29	2.118	13:30:29.706
11 -	19.391	121.3	24.629	11.600	162.8	11.031	23.538	117.5	1:30.189	99.28	1.211	13:31:59.895
12 -	19.210	122.6	24.613	12.407	153.5	11.244	24.073	117.1	1:31.547	97.81	2.569	13:33:31.442
13 -	19.273	123.3	24.535	11.679	162.4	11.083	23.730	118.3	1:30.300	99.16	1.322	13:35:01.742
14 -	19.321	122.9	24.515	11.590	163.2	10.939	23.660	118.5	1:30.025	99.46	1.047	13:36:31.767
15 -	19.227	123.8	24.548	11.572	162.8	11.040	23.651	117.9	1:30.038	99.45	1.060	13:38:01.805
16 -	19.598	120.2	25.253	11.935	160.9	11.338	24.386	116.5	1:32.510	96.79	3.532	13:39:34.315

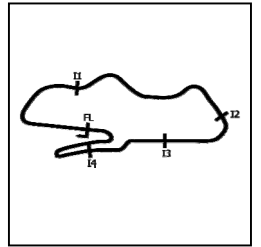
P12 59		Niccoló CANEPA					Yamaha - McAMS Yamaha					
IDEAL LAP TIME : 1:29.009		BEST LAP TIME : 1:29.226					DIFFERENCE : 0.217					
LAP	SECTOR 1	SECTOR 2	SECTOR 3	SECTOR 4	SECTOR 5	LAP TIME	MPH	DIFF	TIME OF DAY			
1 -		111.8	25.877	11.495	163.2	11.420	24.226	116.5	1:36.782	92.52	7.556	13:17:03.385
2 -	19.211	125.6	24.743	11.437	165.6	11.766	23.822	118.3	1:30.979	98.42	1.753	13:18:34.364
3 -	19.078	127.0	24.830	11.478	164.0	11.014	23.626	118.5	1:30.026	99.46	0.800	13:20:04.390
4 -	19.063	124.0	24.356	11.487	164.8	10.968	23.533	118.3	1:29.407 (3)	100.15	0.181	13:21:33.797
5 -	19.055	122.4	24.466	11.846	164.8	11.080	23.792	118.3	1:30.239	99.23	1.013	13:23:04.036
6 -	19.171	124.7	24.377	11.466	165.2	10.937	23.405	117.3	1:29.356 (2)	100.21	0.130	13:24:33.392
7 -	19.088	124.0	24.323	11.506	165.2	10.924	23.385	118.1	1:29.226 (1)	100.35		13:26:02.618
8 -	19.195	121.7	24.742	11.703	164.0	10.921	27.149	117.7	1:33.710	95.55	4.484	13:27:36.328
9 -	19.403	121.1	24.655	11.582	163.6	11.138	23.773	119.6	1:30.551	98.88	1.325	13:29:06.879
10 -	19.141	122.0	24.916	11.503	164.8	11.129	23.620	118.5	1:30.309	99.15	1.083	13:30:37.188
11 -	19.241	123.8	25.383	11.543	165.2	11.049	23.646	118.5	1:30.862	98.55	1.636	13:32:08.050
12 -	19.133	125.4	24.635	11.528	166.1	10.859	23.704	118.3	1:29.859	99.65	0.633	13:33:37.909
13 -	19.145	126.3	24.923	11.560	166.5	10.917	23.622	119.1	1:30.167	99.30	0.941	13:35:08.076
14 -	19.171	126.1	25.024	11.475	167.3	10.851	23.519	119.6	1:30.040	99.44	0.814	13:36:38.116
15 -	19.037	125.9	24.653	11.567	164.8	10.840	23.372	118.1	1:29.469	100.08	0.243	13:38:07.585
16 -	19.391	119.4	24.628	11.595	165.6	10.990	23.617	118.9	1:30.221	99.25	0.995	13:39:37.806

MCRCB BULLETIN TK347

2023 Bennetts British Superbike Championship - Round 10

2023 Bennetts British Superbike Championship with Pirelli

RACE 2 - SECTOR ANALYSIS



SECTOR 1 = FL to I1, SECTOR 2 = I1 to I2, SECTOR 3 = I2 to I3, SECTOR 4 = I3 to I4, SECTOR 5 = I4 to FL, DIFF = Difference To Personal Best Lap, P = Crossed Finish Line in Pit Lane, D = Time Disallowed

P13 68		Tom NEAVE					Honda - Honda Racing UK					
IDEAL LAP TIME : 1:29.009		BEST LAP TIME : 1:29.314					DIFFERENCE : 0.305					
LAP	SECTOR 1	SECTOR 2	SECTOR 3	SECTOR 4	SECTOR 5	LAP TIME	MPH	DIFF	TIME OF DAY			
1-		114.9	26.080	11.608	157.1	11.614	24.107	118.1	1:37.054	92.26	7.740	13:17:03.657
2-	19.496	115.5	24.836	11.414	164.0	11.313	23.949	119.4	1:31.008	98.39	1.694	13:18:34.665
3-	19.605	122.6	24.544	11.373	164.8	11.087	23.886	119.8	1:30.495	98.94	1.181	13:20:05.160
4-	19.499	124.9	24.789	11.421	160.9	11.021	23.568	118.9	1:30.298	99.16	0.984	13:21:35.458
5-	19.138	126.1	24.546	11.419	162.8	10.690	23.521	120.0	1:29.314 (1)	100.25		13:23:04.772
6-	19.195	123.1	24.598	11.442	164.4	10.873	23.555	119.8	1:29.663 (2)	99.86	0.349	13:24:34.435
7-	19.239	122.2	24.448	11.406	165.6	10.945	23.811	119.8	1:29.849 (3)	99.66	0.535	13:26:04.284
8-	19.191	122.9	24.818	11.501	164.8	11.316	23.888	118.9	1:30.714	98.71	1.400	13:27:34.998
9-	19.712	122.2	25.132	11.698	159.0	11.005	23.562	118.7	1:31.109	98.28	1.795	13:29:06.107
10-	19.464	120.6	24.972	11.624	159.7	10.947	23.664	118.7	1:30.671	98.75	1.357	13:30:36.778
11-	19.284	122.2	25.104	11.742	158.2	10.967	23.592	119.6	1:30.689	98.73	1.375	13:32:07.467
12-	19.192	122.6	24.804	11.596	160.1	10.963	23.575	119.8	1:30.130	99.35	0.816	13:33:37.597
13-	19.313	118.7	24.938	11.597	161.7	10.878	23.568	118.9	1:30.294	99.16	0.980	13:35:07.891
14-	19.296	123.1	24.939	11.558	160.5	10.748	23.360	120.2	1:29.901	99.60	0.587	13:36:37.792
15-	19.220	121.3	24.965	11.541	164.4	10.950	23.612	120.0	1:30.288	99.17	0.974	13:38:08.080
16-	19.309	122.6	25.450	11.740	160.5	10.980	23.750	118.9	1:31.229	98.15	1.915	13:39:39.309

P14 74		Davey TODD					BMW - Milwaukee BMW Motorrad					
IDEAL LAP TIME : 1:29.062		BEST LAP TIME : 1:29.506					DIFFERENCE : 0.444					
LAP	SECTOR 1	SECTOR 2	SECTOR 3	SECTOR 4	SECTOR 5	LAP TIME	MPH	DIFF	TIME OF DAY			
1-		107.7	26.264	11.623	165.2	11.631	23.741	118.7	1:37.402	91.93	7.896	13:17:04.005
2-	19.454	118.7	24.740	11.369	162.4	11.463	23.709	119.1	1:30.735	98.68	1.229	13:18:34.740
3-	19.325	122.0	24.458	11.403	164.4	11.138	24.240	118.1	1:30.564	98.87	1.058	13:20:05.304
4-	19.233	124.9	24.673	11.421	167.3	10.908	23.365	119.1	1:29.600 (3)	99.93	0.094	13:21:34.904
5-	19.100	123.5	24.525	11.411	166.5	11.018	23.452	119.4	1:29.506 (1)	100.04		13:23:04.410
6-	19.363	122.9	24.582	11.469	166.9	10.829	23.311	119.4	1:29.554 (2)	99.98	0.048	13:24:33.964
7-	19.257	122.9	24.674	11.486	166.1	10.923	23.428	120.0	1:29.768	99.75	0.262	13:26:03.732
8-	19.390	119.4	25.007	11.582	165.6	11.621	23.765	120.6	1:31.365	98.00	1.859	13:27:35.097
9-	19.530	120.2	25.340	11.697	164.4	11.150	23.541	119.1	1:31.258	98.12	1.752	13:29:06.355
10-	19.469	119.8	24.956	11.558	166.1	11.147	23.451	119.1	1:30.581	98.85	1.075	13:30:36.936
11-	19.350	120.2	25.132	11.633	165.6	11.294	23.469	120.0	1:30.878	98.53	1.372	13:32:07.814
12-	19.308	122.2	25.040	11.514	167.3	11.124	23.616	119.8	1:30.602	98.83	1.096	13:33:38.416
13-	19.251	123.5	24.857	11.466	167.7	11.005	23.306	120.9	1:29.885	99.62	0.379	13:35:08.301
14-	19.349	123.3	24.860	11.483	167.3	10.964	23.463	120.2	1:30.119	99.36	0.613	13:36:38.420
15-	19.224	124.2	24.837	11.488	166.5	10.881	23.501	119.6	1:29.931	99.57	0.425	13:38:08.351
16-	19.347	122.2	25.269	11.677	166.5	11.203	23.621	119.1	1:31.117	98.27	1.611	13:39:39.468

P15 75 P		Alex OLSEN					Honda - Cumins by Team IWR Honda					
IDEAL LAP TIME : 1:29.429		BEST LAP TIME : 1:29.674					DIFFERENCE : 0.245					
LAP	SECTOR 1	SECTOR 2	SECTOR 3	SECTOR 4	SECTOR 5	LAP TIME	MPH	DIFF	TIME OF DAY			
1-		104.0	26.087	11.641	162.0	11.751	24.476	118.9	1:38.713	90.71	9.039	13:17:05.316
2-	19.829	118.5	24.830	11.479	161.7	11.021	23.821	119.6	1:30.980	98.42	1.306	13:18:36.296
3-	19.241	119.6	24.810	11.413	162.8	11.287	23.765	119.8	1:30.516	98.92	0.842	13:20:06.812
4-	19.287	117.5	24.603	11.474	161.7	10.891	23.633	118.9	1:29.888 (3)	99.61	0.214	13:21:36.700
5-	19.166	122.0	24.885	11.438	163.2	11.274	23.674	118.9	1:30.437	99.01	0.763	13:23:07.137
6-	19.180	120.0	24.680	11.576	160.9	10.956	23.781	118.9	1:30.173	99.30	0.499	13:24:37.310
7-	19.370	119.8	24.894	11.628	160.9	11.011	24.169	118.9	1:31.072	98.32	1.398	13:26:08.382
8-	19.471	119.4	24.845	11.598	159.7	10.930	23.570	118.5	1:30.414	99.03	0.740	13:27:38.796
9-	19.166	119.8	24.807	11.538	160.1	10.884	23.743	117.9	1:30.138	99.34	0.464	13:29:08.934
10-	19.360	118.9	24.799	11.614	160.9	11.015	23.605	118.9	1:30.393	99.06	0.719	13:30:39.327
11-	19.255	119.8	24.745	11.594	160.1	10.811	23.673	118.3	1:30.078	99.40	0.404	13:32:09.405
12-	19.180	120.2	24.657	11.532	162.4	10.915	23.878	119.1	1:30.162	99.31	0.488	13:33:39.567
13-	19.087	121.7	24.656	11.511	161.7	10.893	23.595	118.7	1:29.742 (2)	99.77	0.068	13:35:09.309
14-	19.105	121.7	24.574	11.479	162.0	10.906	23.610	119.6	1:29.674 (1)	99.85		13:36:38.983
15-	19.146	121.1	24.548	11.499	164.4	10.899	23.810	120.2	1:29.902	99.60	0.228	13:38:08.885
16-	19.395	121.5	24.841	11.677	162.4	11.118	24.034	119.6	1:31.065	98.33	1.391	13:39:39.950

MCRCB BULLETIN TK347

2023 Bennetts British Superbike Championship - Round 10

2023 Bennetts British Superbike Championship with Pirelli

RACE 2 - SECTOR ANALYSIS



SECTOR 1 = FL to I1, SECTOR 2 = I1 to I2, SECTOR 3 = I2 to I3, SECTOR 4 = I3 to I4, SECTOR 5 = I4 to FL, DIFF = Difference To Personal Best Lap, P = Crossed Finish Line in Pit Lane, D = Time Disallowed

P16 55		Jack SCOTT					Kawasaki - Rapid CDH Racing Kawasaki					
IDEAL LAP TIME : 1:29.870		BEST LAP TIME : 1:30.207					DIFFERENCE : 0.337					
LAP	SECTOR 1	SECTOR 2	SECTOR 3	SECTOR 4	SECTOR 5	LAP TIME	MPH	DIFF	TIME OF DAY			
1-		107.3	26.044	11.840	158.2	12.038	24.157	120.0	1:38.137	91.24	7.930	13:17:04.740
2-	19.424	121.3	24.855	11.549	162.8	11.089	23.897	120.0	1:30.814	98.60	0.607	13:18:35.554
3-	19.406	115.7	24.877	11.541	162.0	11.714	24.107	120.4	1:31.645	97.70	1.438	13:20:07.199
4-	19.408	117.3	24.897	11.558	163.2	11.023	23.450	120.2	1:30.336 (3)	99.12	0.129	13:21:37.535
5-	19.296	122.2	24.615	11.488	163.2	11.043	23.765	120.6	1:30.207 (1)	99.26		13:23:07.742
6-	19.447	118.1	24.757	11.530	163.6	11.030	23.568	120.4	1:30.332 (2)	99.12	0.125	13:24:38.074
7-	19.294	120.2	24.740	11.616	161.3	11.220	24.021	119.6	1:30.891	98.51	0.684	13:26:08.965
8-	19.612	116.7	25.926	11.810	162.4	11.628	23.637	118.7	1:32.613	96.68	2.406	13:27:41.578
9-	19.487	118.9	25.257	11.807	160.9	11.247	23.780	119.6	1:31.578	97.77	1.371	13:29:13.156
10-	19.429	119.8	25.056	11.801	160.9	11.290	23.558	119.4	1:31.134	98.25	0.927	13:30:44.290
11-	19.404	121.3	24.972	11.704	161.3	11.058	23.608	118.3	1:30.746	98.67	0.539	13:32:15.036
12-	19.325	122.2	25.022	11.819	160.9	11.162	23.925	118.7	1:31.253	98.12	1.046	13:33:46.289
13-	19.731	117.3	25.468	11.886	159.4	11.167	23.938	117.7	1:32.190	97.13	1.983	13:35:18.479
14-	19.689	114.9	25.448	11.725	159.4	11.208	23.883	118.7	1:31.953	97.38	1.746	13:36:50.432
15-	19.525	117.5	25.114	11.674	160.1	11.152	23.754	116.9	1:31.219	98.16	1.012	13:38:21.651
16-	19.632	117.1	26.406	12.293	156.4	11.694	24.517	112.9	1:34.542	94.71	4.335	13:39:56.193

P17 51		Brayden ELLIOTT					Kawasaki - DAO Racing Kawasaki					
IDEAL LAP TIME : 1:31.437		BEST LAP TIME : 1:31.666					DIFFERENCE : 0.229					
LAP	SECTOR 1	SECTOR 2	SECTOR 3	SECTOR 4	SECTOR 5	LAP TIME	MPH	DIFF	TIME OF DAY			
1-		105.6	26.318	11.780	152.1	11.861	24.557	119.8	1:39.172	90.29	7.506	13:17:05.775
2-	19.670	118.9	25.118	11.748	159.4	11.436	24.069	119.6	1:32.041	97.28	0.375	13:18:37.816
3-	19.726	118.7	25.248	11.772	159.4	11.212	24.092	118.5	1:32.050	97.27	0.384	13:20:09.866
4-	19.721	122.0	25.149	11.758	160.1	11.005	24.033	114.9	1:31.666 (1)	97.68		13:21:41.532
5-	19.835	119.8	25.219	11.856	158.6	10.963	23.940	117.7	1:31.813 (3)	97.52	0.147	13:23:13.345
6-	19.794	117.9	25.271	11.762	159.4	11.041	23.938	117.1	1:31.806 (2)	97.53	0.140	13:24:45.151
7-	19.688	120.9	25.199	11.777	158.6	11.367	24.093	117.9	1:32.124	97.20	0.458	13:26:17.275
8-	19.943	116.9	25.458	11.969	156.7	11.576	24.463	116.5	1:33.409	95.86	1.743	13:27:50.684
9-	19.996	115.9	25.582	11.989	157.9	11.568	24.195	117.5	1:33.330	95.94	1.664	13:29:24.014
10-	20.027	117.1	25.615	12.017	157.5	11.471	24.404	116.1	1:33.534	95.73	1.868	13:30:57.548
11-	19.904	116.7	25.784	12.038	157.9	11.397	24.247	117.3	1:33.370	95.90	1.704	13:32:30.918
12-	19.821	116.3	25.301	11.860	157.9	11.426	24.187	116.9	1:32.595	96.70	0.929	13:34:03.513
13-	19.845	119.6	25.356	11.836	157.5	11.555	24.151	117.7	1:32.743	96.55	1.077	13:35:36.256
14-	19.838	116.7	25.427	11.815	158.6	11.467	24.111	116.9	1:32.658	96.63	0.992	13:37:08.914
15-	19.929	117.7	25.718	12.357	156.4	11.531	24.187	116.9	1:33.722	95.54	2.056	13:38:42.636

P18 18		Andrew IRWIN					Honda - Honda Racing UK					
IDEAL LAP TIME : 1:29.961		BEST LAP TIME : 1:30.039					DIFFERENCE : 0.078					
LAP	SECTOR 1	SECTOR 2	SECTOR 3	SECTOR 4	SECTOR 5	LAP TIME	MPH	DIFF	TIME OF DAY			
1-		109.1	26.163	11.600	155.3	11.909	24.414	120.0	1:38.464	90.94	8.425	13:17:05.067
2-	19.348	121.3	24.912	11.361	165.2	11.092	23.987	120.6	1:30.700	98.72	0.661	13:18:35.767
3-	19.305	120.2	24.949	11.366	164.4	11.050	23.849	119.8	1:30.519	98.92	0.480	13:20:06.286
4-	19.179	120.9	24.834	11.397	165.2	10.882	23.747	120.6	1:30.039 (1)	99.45		13:21:36.325
5-	19.172	122.2	24.825	11.352	165.6	11.233	23.781	118.3	1:30.363 (2)	99.09	0.324	13:23:06.688
6-	19.256	122.2	24.902	11.523	164.8	10.865	23.879	112.0	1:30.425 (3)	99.02	0.386	13:24:37.113
7-	19.400	121.7	24.890	11.590	162.8	11.039	24.149	119.1	1:31.068	98.32	1.029	13:26:08.181
8-	19.866	118.9	26.050	11.923	158.6	11.935	24.721	118.5	1:34.495	94.76	4.456	13:27:42.676
9-	20.247	115.7	26.015	11.853	159.0	11.515	24.385	118.7	1:34.015	95.24	3.976	13:29:16.691
10-	20.131	108.0	28.665	12.747	145.8	12.462	25.361	116.5	1:39.366	90.11	9.327	13:30:56.057
11-	21.236	106.0	27.079	12.124	154.6	12.240	25.043	117.1	1:37.722	91.63	7.683	13:32:33.779
12-	20.741	110.0	27.163	11.955	160.1	11.770	25.311	115.7	1:36.940	92.37	6.901	13:34:10.719
13-	20.328	113.1	27.590	12.118	157.9	11.930	IN PIT		1:36.051 P	93.22	6.012	13:35:46.770

MCRCB BULLETIN TK347

2023 Bennetts British Superbike Championship - Round 10

2023 Bennetts British Superbike Championship with Pirelli

RACE 2 - SECTOR ANALYSIS



SECTOR 1 = FL to I1, SECTOR 2 = I1 to I2, SECTOR 3 = I2 to I3, SECTOR 4 = I3 to I4, SECTOR 5 = I4 to FL, DIFF = Difference To Personal Best Lap, P = Crossed Finish Line in Pit Lane, D = Time Disallowed

P19 2		Glenn IRWIN					Ducati - BeerMonster Ducati					
IDEAL LAP TIME : 1:28.082		BEST LAP TIME : 1:28.295					DIFFERENCE : 0.213					
LAP	SECTOR 1	SECTOR 2	SECTOR 3	SECTOR 4	SECTOR 5	LAP TIME	MPH	DIFF	TIME OF DAY			
1-		119.8	25.024	11.481	165.6	10.912	23.208	122.0	1:33.464	95.80	5.169	13:17:00.067
2-	19.174	119.4	24.335	11.557	164.8	10.623	22.866	120.6	1:28.555	101.11	0.260	13:18:28.622
3-	19.089	117.1	24.368	11.522	166.1	10.676	22.928	122.0	1:28.583	101.08	0.288	13:19:57.205
4-	19.033	120.6	24.315	11.513	165.6	10.711	22.792	122.9	1:28.364 (2)	101.33	0.069	13:21:25.569
5-	19.124	117.1	24.641	11.627	164.0	10.846	22.961	121.7	1:29.199	100.38	0.904	13:22:54.768
6-	19.176	121.1	24.234	11.483	165.6	10.627	22.775	122.9	1:28.295 (1)	101.41		13:24:23.063
7-	18.969	122.6	24.306	11.549	165.6	10.677	22.950	121.5	1:28.451 (3)	101.23	0.156	13:25:51.514
8-	19.483	113.9	24.941	11.849	166.9	11.049	23.576	120.2	1:30.898	98.51	2.603	13:27:22.412
9-	19.589	112.7	25.547	11.983	164.8	11.143	23.608	123.8	1:31.870	97.46	3.575	13:28:54.282
10-	19.341	114.5	25.496	11.600	169.8	10.999	23.560	120.4	1:30.996	98.40	2.701	13:30:25.278
11-	19.216	118.3	24.860	11.686	166.5	10.951	23.483	120.4	1:30.196	99.27	1.901	13:31:55.474

P20 46		Tommy BRIDEWELL					Ducati - BeerMonster Ducati					
IDEAL LAP TIME : 1:27.995		BEST LAP TIME : 1:28.240					DIFFERENCE : 0.245					
LAP	SECTOR 1	SECTOR 2	SECTOR 3	SECTOR 4	SECTOR 5	LAP TIME	MPH	DIFF	TIME OF DAY			
1-		108.2	25.682	11.580	164.8	11.331	23.720	119.4	1:36.557	92.73	8.317	13:17:03.160
2-	19.619	116.9	24.638	11.467	170.3	10.852	23.464	121.7	1:30.040	99.44	1.800	13:18:33.200
3-	19.027	122.6	24.299	11.368	166.5	10.699	23.176	121.3	1:28.569	101.10	0.329	13:20:01.769
4-	18.908	125.2	24.225	11.456	167.7	10.824	23.069	121.5	1:28.482	101.20	0.242	13:21:30.251
5-	18.992	123.1	24.333	11.463	165.2	10.660	22.941	121.5	1:28.389 (3)	101.30	0.149	13:22:58.640
6-	18.866	124.5	24.306	11.396	168.1	10.598	23.074	121.1	1:28.240 (1)	101.47		13:24:26.880
7-	18.945	123.1	24.318	11.443	167.3	10.596	22.940	120.9	1:28.242 (2)	101.47	0.002	13:25:55.122
8-	18.975	123.3	24.516	11.488	168.6	10.661	23.278	121.1	1:28.918	100.70	0.678	13:27:24.040
9-	19.130	121.7	24.718	11.923	158.6	11.179	23.219	119.6	1:30.169	99.30	1.929	13:28:54.209
10-	19.506	119.1	25.086	11.779	164.4	10.955	23.214	118.5	1:30.540	98.90	2.300	13:30:24.749
11-	19.445	115.1	25.367	11.695	165.6	10.913	23.408	121.7	1:30.828	98.58	2.588	13:31:55.577

P21 97		Bradley PERIE					Kawasaki - Lee Hardy Racing Kawasaki					
IDEAL LAP TIME : 1:29.899		BEST LAP TIME : 1:30.224					DIFFERENCE : 0.325					
LAP	SECTOR 1	SECTOR 2	SECTOR 3	SECTOR 4	SECTOR 5	LAP TIME	MPH	DIFF	TIME OF DAY			
1-		107.2	25.733	11.766	161.3	11.881	23.886	118.9	1:37.749	91.60	7.525	13:17:04.352
2-	19.269	119.1	24.727	11.586	162.4	11.370	24.021	119.1	1:30.973	98.42	0.749	13:18:35.325
3-	19.475	120.0	24.513	11.484	161.3	11.347	23.595	117.3	1:30.414 (3)	99.03	0.190	13:20:05.739
4-	19.371	120.0	24.630	11.520	164.0	11.154	23.695	118.9	1:30.370 (2)	99.08	0.146	13:21:36.109
5-	19.210	121.5	24.797	11.508	164.4	11.941	23.880	118.1	1:31.336	98.03	1.112	13:23:07.445
6-	19.231	120.0	24.510	11.593	162.8	11.100	23.790	118.3	1:30.224 (1)	99.24		13:24:37.669
7-	19.328	118.3	24.795	11.596	162.4	11.305	24.126	116.9	1:31.150	98.23	0.926	13:26:08.819
8-	19.572	115.7	25.810	12.067	161.3	11.912	24.251	117.1	1:33.612	95.65	3.388	13:27:42.431
9-	19.668	114.1	25.507	11.803	161.3	11.284	24.000	117.3	1:32.262	97.05	2.038	13:29:14.693
10-	19.575	117.5	25.005	11.715	161.7	11.289	23.851	116.7	1:31.435	97.93	1.211	13:30:46.128
11-	19.552	117.5	24.996	11.714	161.3	11.165	IN PIT		1:30.331 P	99.12	0.107	13:32:16.459

P22 79		Storm STACEY					Kawasaki - Starline Racing Kawasaki					
IDEAL LAP TIME : 1:28.947		BEST LAP TIME : 1:29.208					DIFFERENCE : 0.261					
LAP	SECTOR 1	SECTOR 2	SECTOR 3	SECTOR 4	SECTOR 5	LAP TIME	MPH	DIFF	TIME OF DAY			
1-		110.0	25.600	11.505	162.0	10.949	24.111	116.7	1:35.435	93.82	6.227	13:17:02.038
2-	19.016	126.1	24.470	11.581	160.9	10.847	23.591	118.7	1:29.505 (3)	100.04	0.297	13:18:31.543
3-	18.949	125.2	24.478	11.574	160.5	10.763	23.444	118.7	1:29.208 (1)	100.37		13:20:00.751
4-	19.102	125.2	24.451	11.615	159.7	10.746	23.316	118.1	1:29.230 (2)	100.35	0.022	13:21:29.981
5-	19.527	124.2	24.523	11.507	161.7	10.726	23.499	118.3	1:29.782	99.73	0.574	13:22:59.763

MCRCB BULLETIN TK347

2023 Bennetts British Superbike Championship - Round 10

2023 Bennetts British Superbike Championship with Pirelli

RACE 2 - SECTOR ANALYSIS



SECTOR 1 = FL to I1, SECTOR 2 = I1 to I2, SECTOR 3 = I2 to I3, SECTOR 4 = I3 to I4, SECTOR 5 = I4 to FL, DIFF = Difference To Personal Best Lap, P = Crossed Finish Line in Pit Lane, D = Time Disallowed

P23	56	Louis VALLELEY	Kawasaki - Rapid CDH Racing Kawasaki							
IDEAL LAP TIME : 1:30.367		BEST LAP TIME : 1:31.047		DIFFERENCE : 0.680						

LAP	SECTOR 1	SECTOR 2	SECTOR 3	SECTOR 4	SECTOR 5	LAP TIME	MPH	DIFF	TIME OF DAY			
1-	112.2	25.965	11.500	160.5	11.129	24.050	118.1	1:35.682	93.58	4.635	13:17:02.285	
2-	19.323	125.6	25.149	11.592	161.7	11.078	24.100	118.5	1:31.242 (3)	98.13	0.195	13:18:33.527
3-	19.552	122.6	25.071	11.543	162.0	11.189	23.827	117.1	1:31.182 (2)	98.20	0.135	13:20:04.709
4-	19.516	127.5	24.809	11.613	158.6	11.177	23.932	116.9	1:31.047 (1)	98.34		13:21:35.756
5-	19.325	125.2	24.893	11.604	160.1	12.077	24.383	117.5	1:32.282	97.03	1.235	13:23:08.038

P24	6	Michael DUNLOP	Honda - Crendon Honda by Hawk Racing							
IDEAL LAP TIME : 1:32.415		BEST LAP TIME : 1:32.415		DIFFERENCE : 0.000						

LAP	SECTOR 1	SECTOR 2	SECTOR 3	SECTOR 4	SECTOR 5	LAP TIME	MPH	DIFF	TIME OF DAY			
1-	104.2	26.160	11.660	157.1	12.150	24.977	117.5	1:39.479	90.01	7.064	13:17:06.082	
2-	19.663	119.4	25.347	11.616	159.7	11.306	24.483	116.7	1:32.415 (1)	96.89		13:18:38.497
3-	19.680	114.7	28.504	13.959	107.0	15.105	IN PIT	1:41.834	P	87.93	9.419	13:20:20.331

P25	12	Luke MOSSEY	BMW - Tactix by Lloyd & Jones BMW							
IDEAL LAP TIME : 1:30.739		BEST LAP TIME : 1:32.247		DIFFERENCE : 1.508						

LAP	SECTOR 1	SECTOR 2	SECTOR 3	SECTOR 4	SECTOR 5	LAP TIME	MPH	DIFF	TIME OF DAY			
1-	117.1	25.695	12.158	149.7	11.213	24.451	116.3	1:36.289	92.99	4.042	13:17:02.892	
2-	19.389	120.4	24.962	11.488	164.0	12.298	24.110	119.6	1:32.247 (1)	97.07		13:18:35.139
3-	19.373	123.5	24.584	11.459	162.8	12.018	IN PIT	1:52.259	P	79.76	20.012	13:20:27.398

MCRCB BULLETIN TK348

2023 Bennetts British Superbike Championship - Round 10

2023 Bennetts British Superbike Championship with Pirelli

RACE 2 - BEST SECTORS

SECTOR 1		SECTOR 2		SECTOR 3		SECTOR 4		SECTOR 5		IDEAL / BEST COMPARISON											
POS	NO	TIME	NO	TIME	NO	TIME	NO	TIME	NO	TIME	POS	NO	NAME	IDEAL	BEST	DIFF					
														PERFECT LAP	1:27.424						
1	22	O'H	18.816	22	O'H	24.112	22	O'H	11.295	77	RYD	10.426	2	IRW	22.775	1	77	RYDE	1:27.961	1:28.250	0.289
2	46	BRI	18.866	91	HAS	24.207	91	HAS	11.326	21	IDD	10.567	46	BRI	22.940	2	46	BRIDEWELL	1:27.995	1:28.240	0.245
3	30	COO	18.871	7	VIC	24.213	25	BRO	11.326	46	BRI	10.596	91	HAS	22.965	3	91	HASLAM	1:28.050	1:28.284	0.234
4	77	RYD	18.872	46	BRI	24.225	18	IRW	11.352	22	O'H	10.619	77	RYD	23.019	4	22	O'HALLORAN	1:28.077	1:28.268	0.191
5	91	HAS	18.883	77	RYD	24.227	30	COO	11.356	2	IRW	10.623	21	IDD	23.099	5	2	IRWIN	1:28.082	1:28.295	0.213
6	21	IDD	18.892	30	COO	24.229	14	JAC	11.357	86	NES	10.649	7	VIC	23.118	6	7	VICKERS	1:28.280	1:28.497	0.217
7	14	JAC	18.901	2	IRW	24.234	46	BRI	11.368	7	VIC	10.650	14	JAC	23.124	7	14	JACKSON	1:28.333	1:28.606	0.273
8	25	BRO	18.908	14	JAC	24.253	74	TOD	11.369	91	HAS	10.669	25	BRO	23.185	8	21	IDDON	1:28.383	1:28.647	0.264
9	7	VIC	18.924	4	KEN	24.259	68	NEA	11.373	60	HIC	10.682	86	NES	23.207	9	30	COOK	1:28.451	1:28.704	0.253
10	79	STA	18.949	59	CAN	24.323	7	VIC	11.375	4	KEN	10.685	22	O'H	23.235	10	25	BROOKES	1:28.500	1:28.698	0.198
11	2	IRW	18.969	25	BRO	24.348	4	KEN	11.410	68	NEA	10.690	30	COO	23.267	11	4	KENNEDY	1:28.705	1:28.978	0.273
12	86	NES	18.974	21	IDD	24.378	75	OLS	11.413	14	JAC	10.698	74	TOD	23.306	12	86	NESBITT	1:28.705	1:28.862	0.157
13	4	KEN	19.019	60	HIC	24.428	77	RYD	11.417	79	STA	10.726	60	HIC	23.310	13	79	STACEY	1:28.947	1:29.208	0.261
14	60	HIC	19.021	86	NES	24.438	86	NES	11.437	30	COO	10.728	79	STA	23.316	14	60	HICKMAN	1:28.997	1:29.304	0.307
15	59	CAN	19.037	68	NEA	24.448	59	CAN	11.437	25	BRO	10.733	4	KEN	23.332	15	68	NEAVE	1:29.009	1:29.314	0.305
16	75	OLS	19.087	79	STA	24.451	21	IDD	11.447	75	OLS	10.811	68	NEA	23.360	16	59	CANIPA	1:29.009	1:29.226	0.217
17	74	TOD	19.100	74	TOD	24.458	12	MOS	11.459	74	TOD	10.829	59	CAN	23.372	17	74	TODD	1:29.062	1:29.506	0.444
18	68	NEA	19.138	97	PER	24.510	2	IRW	11.481	59	CAN	10.840	55	SCO	23.450	18	75	OLSEN	1:29.429	1:29.674	0.245
19	18	IRW	19.172	75	OLS	24.548	97	PER	11.484	18	IRW	10.865	75	OLS	23.570	19	55	SCOTT	1:29.870	1:30.207	0.337
20	97	PER	19.210	12	MOS	24.584	55	SCO	11.488	56	VAL	10.908	97	PER	23.595	20	97	PERIE	1:29.899	1:30.224	0.325
21	55	SCO	19.294	55	SCO	24.615	56	VAL	11.500	51	ELL	10.963	18	IRW	23.747	21	18	IRWIN	1:29.961	1:30.039	0.078
22	56	VAL	19.323	56	VAL	24.809	79	STA	11.505	55	SCO	11.023	56	VAL	23.827	22	56	VALLELEY	1:30.367	1:31.047	0.680
23	12	MOS	19.373	18	IRW	24.825	60	HIC	11.556	97	PER	11.100	51	ELL	23.938	23	12	MOSSEY	1:30.739	1:32.247	1.508
24	6	DUN	19.663	51	ELL	25.118	6	DUN	11.616	12	MOS	11.213	12	MOS	24.110	24	51	ELLIOTT	1:31.437	1:31.666	0.229
25	51	ELL	19.670	6	DUN	25.347	51	ELL	11.748	6	DUN	11.306	6	DUN	24.483	25	6	DUNLOP	1:32.415	1:32.415	0.000

MCRCB BULLETIN TK349**2023 Bennetts British Superbike Championship - Round 10****2023 Bennetts British Superbike Championship with Pirelli****RACE 2 - BEST SPEEDS**

POS	INTERMEDIATE 1			INTERMEDIATE 2			INTERMEDIATE 3			INTERMEDIATE 4			FINISH LINE		
	NO	NAME	MPH	NO	NAME	MPH	NO	NAME	MPH	NO	NAME	MPH	NO	NAME	MPH
1	77	RYDE	128.8				46	BRIDEWELL	170.3				2	IRWIN	123.8
2	56	VALLELEY	127.5				2	IRWIN	169.8				21	IDDON	123.1
3	91	HASLAM	127.0				91	HASLAM	169.0				91	HASLAM	122.6
4	59	CANEPA	127.0				25	BROOKES	168.6				14	JACKSON	122.6
5	14	JACKSON	126.8				74	TODD	167.7				25	BROOKES	122.0
6	22	O'HALLORAN	126.3				21	IDDON	167.3				30	COOK	122.0
7	7	VICKERS	126.1				22	O'HALLORAN	167.3				46	BRIDEWELL	121.7
8	30	COOK	126.1				59	CANEPA	167.3				77	RYDE	120.9
9	68	NEAVE	126.1				77	RYDE	166.9				86	NESBITT	120.9
10	79	STACEY	126.1				7	VICKERS	166.9				74	TODD	120.9
11	86	NESBITT	125.6				30	COOK	166.1				55	SCOTT	120.6
12	60	HICKMAN	125.2				14	JACKSON	165.6				18	IRWIN	120.6
13	46	BRIDEWELL	125.2				86	NESBITT	165.6				68	NEAVE	120.2
14	4	KENNEDY	124.9				68	NEAVE	165.6				75	OLSEN	120.2
15	74	TODD	124.9				18	IRWIN	165.6				22	O'HALLORAN	120.0
16	21	IDDON	124.5				60	HICKMAN	164.8				7	VICKERS	119.8
17	25	BROOKES	123.5				4	KENNEDY	164.8				51	ELLIOTT	119.8
18	12	MOSSEY	123.5				75	OLSEN	164.4				59	CANEPA	119.6
19	2	IRWIN	122.6				97	PERIE	164.4				12	MOSSEY	119.6
20	55	SCOTT	122.2				12	MOSSEY	164.0				60	HICKMAN	119.4
21	18	IRWIN	122.2				55	SCOTT	163.6				97	PERIE	119.1
22	75	OLSEN	122.0				79	STACEY	162.0				79	STACEY	118.7
23	51	ELLIOTT	122.0				56	VALLELEY	162.0				4	KENNEDY	118.5
24	97	PERIE	121.5				51	ELLIOTT	160.1				56	VALLELEY	118.5
25	6	DUNLOP	119.4				6	DUNLOP	159.7				6	DUNLOP	117.5
26															

Weather / Track : Drizzle / Dry

Results can be found at www.britishsuperbike.comDonington Park GP: 2.4873 miles
Date: 01/10/2023 Start: 13:15 Finish: 13:38

Printed - 13:47 Sunday, 01 October 2023



NO	CL	NAME	ENTRY	GRID	RACE	GAIN/LOSS
22		Jason O'HALLORAN	Yamaha - McAMS Yamaha	21	5	16
77		Kyle RYDE	Yamaha - LAMI OMG Racing Yamaha	15	1	14
75	P	Alex OLSEN	Honda - Cumins by Team IWR Honda	25	15	10
60		Peter HICKMAN	BMW - FHO Racing BMW Motorrad	18	10	8
30		Max COOK	Kawasaki - Cheshire Mouldings Kawasaki	16	9	7
74		Davey TODD	BMW - Milwaukee BMW Motorrad	20	14	6
18		Andrew IRWIN	Honda - Honda Racing UK	24	18	6
46		Tommy BRIDEWELL	Ducati - BeerMonster Ducati	26	20	6
51		Brayden ELLIOTT	Kawasaki - DAO Racing Kawasaki	22	17	5
86		Charlie NESBITT	Honda - MasterMac Honda by Hawk Racing	11	7	4
21		Christian IDDON	Ducati - Oxford Products Racing Ducati	6	3	3
55		Jack SCOTT	Kawasaki - Rapid CDH Racing Kawasaki	19	16	3
97		Bradley PERIE	Kawasaki - Lee Hardy Racing Kawasaki	23	21	2
59		Niccoló CANEPA	Yamaha - McAMS Yamaha	13	12	1
68		Tom NEAVE	Honda - Honda Racing UK	14	13	1
25		Josh BROOKES	BMW - FHO Racing BMW Motorrad	8	8	0
91		Leon HASLAM	BMW - ROKiT BMW Motorrad Team	1	2	-1
14		Lee JACKSON	Kawasaki - Cheshire Mouldings Kawasaki	3	4	-1
7		Ryan VICKERS	Yamaha - LAMI OMG Racing Yamaha	4	6	-2
4		Jack KENNEDY	Yamaha - Mar-Train Racing Yamaha	5	11	-6
2		Glenn IRWIN	Ducati - BeerMonster Ducati	12	19	-7
6		Michael DUNLOP	Honda - Crendon Honda by Hawk Racing	17	24	-7
79		Storm STACEY	Kawasaki - Starline Racing Kawasaki	9	22	-13
56		Louis VALLELEY	Kawasaki - Rapid CDH Racing Kawasaki	10	23	-13
54	P	Franco BOURNE	Honda - Marvel HCL Motorsport	7	26	-19
12		Luke MOSSEY	BMW - Tactix by Lloyd & Jones BMW	2	25	-23

Weather / Track : Drizzle / Dry

Results can be found at www.britishsuperbike.comDonington Park GP: 2.4873 miles
Date: 01/10/2023 Start: 13:15 Finish: 13:38

Printed - 13:47 Sunday, 01 October 2023

MCRCB BULLETIN TK351**2023 Bennetts British Superbike Championship - Round 10****2023 Bennetts British Superbike Championship with Pirelli****RACE 2 - FASTEST LAP CLASSIFICATION**

POS	RACE POS	NO	CL	NAME	NAT	ENTRY	BEST	ON
1	20	46		Tommy BRIDEWELL	GBR	Ducati - BeerMonster Ducati	1:28.240	6
2	1	77		Kyle RYDE	GBR	Yamaha - LAMI OMG Racing Yamaha	1:28.250	4
3	5	22		Jason O'HALLORAN	AUS	Yamaha - McAMS Yamaha	1:28.268	6
4	2	91		Leon HASLAM	GBR	BMW - ROKIT BMW Motorrad Team	1:28.284	3
5	19	2		Glenn IRWIN	GBR	Ducati - BeerMonster Ducati	1:28.295	6
6	6	7		Ryan VICKERS	GBR	Yamaha - LAMI OMG Racing Yamaha	1:28.497	6
7	4	14		Lee JACKSON	GBR	Kawasaki - Cheshire Mouldings Kawasaki	1:28.606	14
8	3	21		Christian IDDON	GBR	Ducati - Oxford Products Racing Ducati	1:28.647	4
9	8	25		Josh BROOKES	AUS	BMW - FHO Racing BMW Motorrad	1:28.698	5
10	9	30		Max COOK	GBR	Kawasaki - Cheshire Mouldings Kawasaki	1:28.704	4
11	7	86		Charlie NESBITT	GBR	Honda - MasterMac Honda by Hawk Racing	1:28.862	6
12	11	4		Jack KENNEDY	IRL	Yamaha - Mar-Train Racing Yamaha	1:28.978	4
13	22	79		Storm STACEY	GBR	Kawasaki - Starline Racing Kawasaki	1:29.208	3
14	12	59		Niccoló CANEPA	ITA	Yamaha - McAMS Yamaha	1:29.226	7
15	10	60		Peter HICKMAN	GBR	BMW - FHO Racing BMW Motorrad	1:29.304	6
16	13	68		Tom NEAVE	GBR	Honda - Honda Racing UK	1:29.314	5
17	14	74		Davey TODD	GBR	BMW - Milwaukee BMW Motorrad	1:29.506	5
18	15	75	P	Alex OLSEN	GBR	Honda - Cumins by Team IWR Honda	1:29.674	14
19	18	18		Andrew IRWIN	GBR	Honda - Honda Racing UK	1:30.039	4
20	16	55		Jack SCOTT	GBR	Kawasaki - Rapid CDH Racing Kawasaki	1:30.207	5
21	21	97		Bradley PERIE	GBR	Kawasaki - Lee Hardy Racing Kawasaki	1:30.224	6
22	23	56		Louis VALLELEY	GBR	Kawasaki - Rapid CDH Racing Kawasaki	1:31.047	4
23	17	51		Brayden ELLIOTT	AUS	Kawasaki - DAO Racing Kawasaki	1:31.666	4
24	25	12		Luke MOSSEY	GBR	BMW - Tactix by Lloyd & Jones BMW	1:32.247	2
25	24	6		Michael DUNLOP	GBR	Honda - Crendon Honda by Hawk Racing	1:32.415	2

MCRCB BULLETIN TK352

2023 Bennetts British Superbike Championship - Round 10

2023 Bennetts British Superbike Championship with Pirelli

RACE 2 - STATISTICS

Competitors Started	25
Planned Start	2023-10-01 @ 13:15:00.000
Actual Start	2023-10-01 @ 13:15:26.602
Finish Time	2023-10-01 @ 13:38:42.635
Track Length	2.4873mi.
Total Laps	333
Total Distance Covered	828.2871mi.

Session Fastest Lap History

NO	CL	NAME	LAP TIME	TIME OF DAY	LAP	VEHICLE
2		Glenn IRWIN	1:28.555	13:18:28.622	2	Ducati
91		Leon HASLAM	1:28.284	13:19:57.481	3	BMW
77		Kyle RYDE	1:28.250	13:21:26.394	4	Yamaha
46		Tommy BRIDEWELL	1:28.240	13:24:26.880	6	Ducati

Session Leader History

NO	CL	NAME	FROM LAP	LAPS LED	DISTANCE	VEHICLE
91		Leon HASLAM	1	1	2.44 miles	BMW
2		Glenn IRWIN	2	7	17.41 miles	Ducati
46		Tommy BRIDEWELL	9	2	4.97 miles	Ducati
2		Glenn IRWIN	11	1	2.48 miles	Ducati
77		Kyle RYDE	12	5	12.43 miles	Yamaha

Flag History

TYPE	TIME OF DAY
GREEN	13:15:26.602
FINISH	13:38:42.635

Flag Statistics

TYPE	COUNT	TOTAL LAPS	TOTAL TIME
Green	1	16	26:12.805
Red	0	0	0.000
Safety Car	0	0	0.000
FCY	0	0	0.000

MCRCB BULLETIN TK352

2023 Bennetts British Superbike Championship - Round 10

2023 Bennetts British Superbike Championship with Pirelli

RACE 2 - STATISTICS

CLASS :

24 Starters

Fastest Lap History

NO	NAME	LAP TIME	TIME OF DAY	LAP	VEHICLE
2	Glenn IRWIN	1:28.555	13:18:28.622	2	Ducati
91	Leon HASLAM	1:28.284	13:19:57.481	3	BMW
77	Kyle RYDE	1:28.250	13:21:26.394	4	Yamaha
46	Tommy BRIDEWELL	1:28.240	13:24:26.880	6	Ducati

Leader History

NO	NAME	FROM LAP	LAPS LED	DISTANCE	VEHICLE
91	Leon HASLAM	1	1	2.44 miles	BMW
2	Glenn IRWIN	2	7	17.41 miles	Ducati
46	Tommy BRIDEWELL	9	2	4.97 miles	Ducati
2	Glenn IRWIN	11	1	2.48 miles	Ducati
77	Kyle RYDE	12	5	12.43 miles	Yamaha

MCRCB BULLETIN TK352

2023 Bennetts British Superbike Championship - Round 10

2023 Bennetts British Superbike Championship with Pirelli

RACE 2 - STATISTICS

CLASS : P

1 Starters

Fastest Lap History

NO	NAME	LAP TIME	TIME OF DAY	LAP	VEHICLE
75	Alex OLSEN	1:30.980	13:18:36.296	2	Honda
75	Alex OLSEN	1:30.516	13:20:06.812	3	Honda
75	Alex OLSEN	1:29.888	13:21:36.700	4	Honda
75	Alex OLSEN	1:29.742	13:35:09.309	13	Honda
75	Alex OLSEN	1:29.674	13:36:38.983	14	Honda

Leader History

NO	NAME	FROM LAP	LAPS LED	DISTANCE	VEHICLE
75	Alex OLSEN	1	16	39.75 miles	Honda

MCRCB BULLETIN TK353

2023 Bennetts British Superbike Championship - Round 10

2023 Bennetts British Superbike Championship with Pirelli

RACE 2 - SESSION NOTES

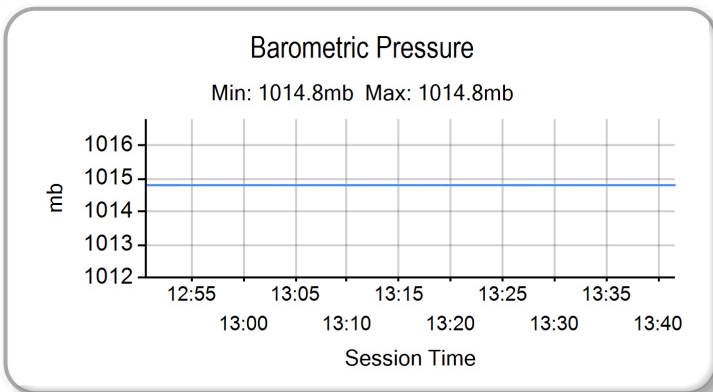
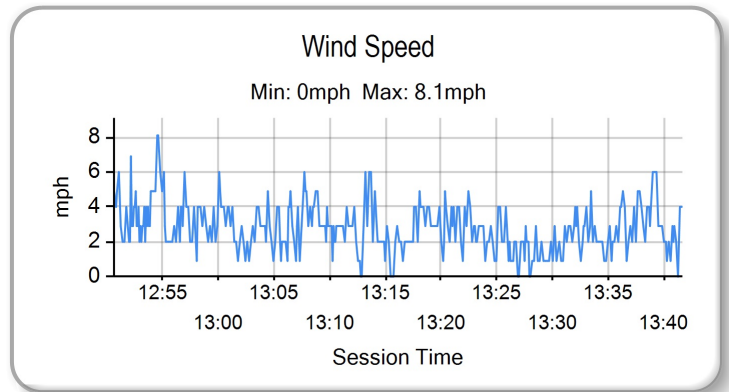
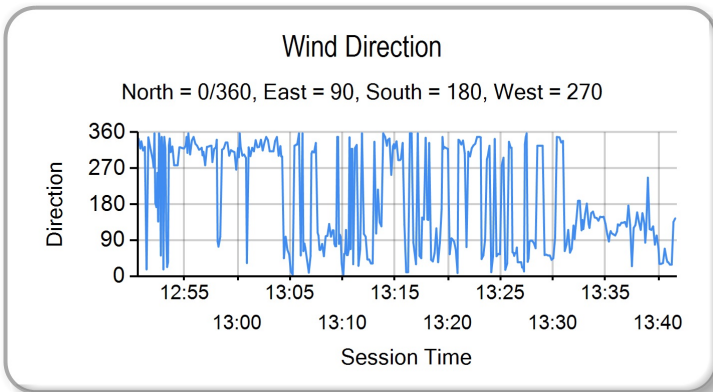
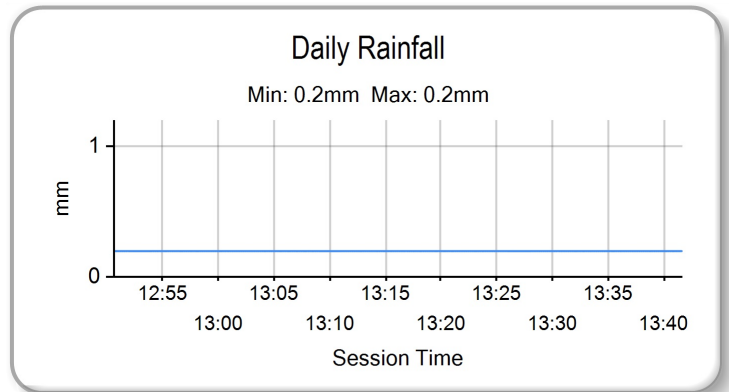
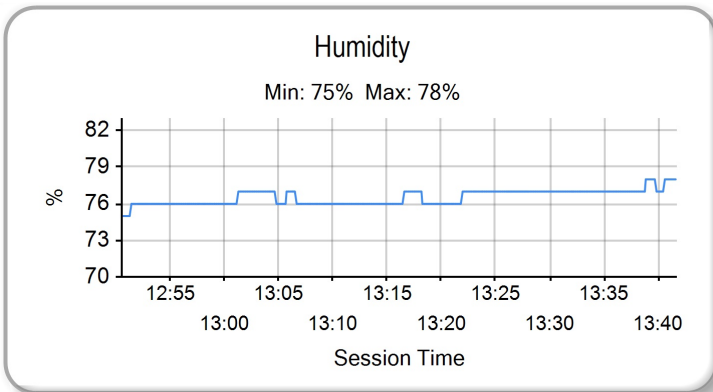
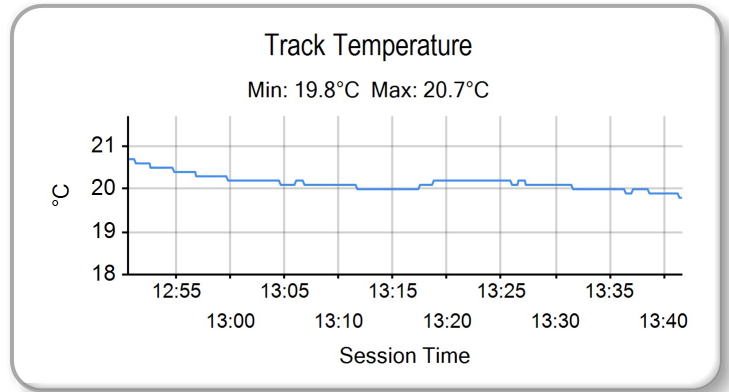
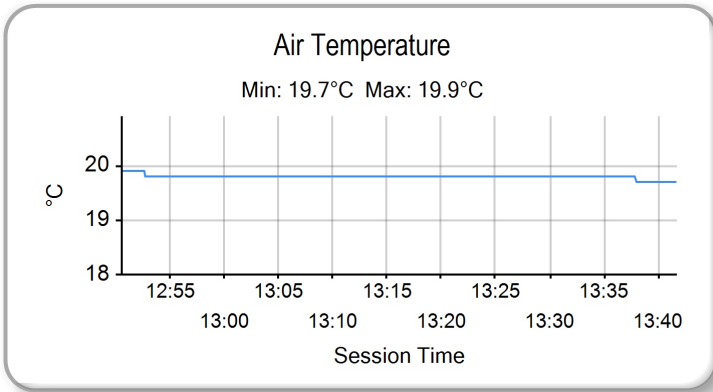
TIME	MESSAGE
13:00:24	PITLANE OPEN
13:05:03	PITLANE CLOSED
13:08:04	5 MINUTES TO WARM UP LAP
13:10:06	3 MINUTES TO WARM UP LAP
13:12:04	1 MINUTE TO WARM UP LAP
13:12:34	30 SECONDS TO WARM UP LAP
13:12:52	GREEN FLAG - WARM UP LAP
13:14:13	NO.54 STOPPED TECHNICAL PROBLEM - MCLEANS
13:14:50	RACE START
13:16:08	NO JUMP STARTS
13:18:18	NO. 12 - COURSE CUT T9/10 - LAP 2
13:20:40	NO.6 & 12 ENTERED PITS
13:20:47	NO.6 RETIRED
13:21:04	NO.12 RETIRED
13:23:24	NO.79 FALLER AT T1 REDGATE - RIDER OK
13:24:28	LONG LAP NO. 59
13:24:47	COURSE CUT T9/T10
13:26:03	NO.56 FALLER AT T12 GODDARDS - RIDER OK
13:32:35	NO.97 ENTERED PITS
13:32:52	NO.97 RETIRED
13:33:43	NO.46 & 2 FALLER AT T11 MELBOURNE HAIRPIN - RIDERS BEING ASSESSED
13:34:44	INCIDENT AT TURN 11 INVOLVING #46 & #2 UNDER INVESTIGATION
13:35:28	TWO THIRDS DISTANCE COMPLETED
13:36:10	NO.18 RETIRED
13:36:12	INCIDENT AT TURN 11 WILL BE REVIEWED AFTER THE RACE
13:40:29	RAIN - RESULT
13:40:59	RED FLAG

MCRCB BULLETIN TK354

2023 Bennetts British Superbike Championship - Round 10

2023 Bennetts British Superbike Championship with Pirelli

RACE 2 - WEATHER CONDITIONS



2023 Bennetts British Superbike Championship With Pirelli
RIDERS POINTS AFTER ROUND 29



		TOTAL	GAP	DIFF	MAIN SEASON																								SHOWDOWN			FINALE			Wins	Seconds	Thirds													
					7th - 9th April Silverstone National			29th April - 1st May Oulton Park International			19th - 21st May Donington Park GP			16th - 18th June Knockhill			7th - 9th July Snetterton 300			21st - 23rd July Brands Hatch GP			11th - 13th August Thruxton			26th - 28th August Cadwell Park			15th - 17th September Oulton Park International			29th Sept - 1st October Donington Park GP						13th - 15th October Brands Hatch GP												
					1	2	3	4	5	6	7	8	9	10	11	12	13	14	15	16	17	18	19	20	21	22	23	24	25	26	27	28	29	30				31	32	33										
1	Glenn IRWIN (Ducati)	360.5			11	14	18	14	16	18	11	14	18	18	12	12	16	3.5	12	16	7	3	3	18	18	16	25	25	22						8	5	3													
2	Tommy BRIDEWELL (Ducati)	360	0.5		16	16	14	11	18	12	16	16	12	16	16	18	18	18	5	18	18	2	2	1	11	11	18	18	14	25						8	6	1												
3	Kyle RYDE (Yamaha)	329	31.5	31	18	12	9	9	11	14	18	18	16	18	12	3	5	8	1	9	8	10	9	16	16	12	14	20	14	4	25					5	3	2												
4	Leon HASLAM (BMW)	327	33.5	2	10	10	10	16	14	16	14	12	8	10	6	10					8	10	9	10		12	14	20	18	18	22	22					0	4	6											
5	Lee JACKSON (Kawasaki)	314.5	46	12.5	2	6	7	6	8	8	12	11	10	6	10	11	9	9	9	1.5	8	9	11	16	16	10	10	11	22	22	20	16	18					0	4	1										
6	Jason O'HALLORAN (Yamaha)	292.5	68	22	12	11	12			6	2	18	9	14	14					5.5	10	10	18	18	18	12	14	10	10	10	8	16					4	0	4											
7	Josh BROOKES (BMW)	272	88.5	20.5	14	18	16	18	10	11	10	14	3	7	7	8	16	16			2	7				8	8	8	16	16	16	12	10					2	3	2										
8	Ryan VICKERS (Yamaha)	246	114.5	26	3	4	6				9	16	12	9	12	14				7	12	9	11	14	14	12	11	14									2	1	4											
9	Christian IDDON (Ducati)	242	118.5	4			5	8	9	9		7	11	11	11	7	11	8	11	7	16	12	3	7	6	9	9	9	12	12	12	20							0	1	2									
10	Jack KENNEDY (Yamaha)	139	221.5	103	9	9	8	4	7	3		6	4	5	3	3	8	6	4	6	6	3	5	11		6												0	0	0										
11	Charlie NESBITT (Honda)	134.5	226	4.5	4			5		2	6	10	7							7	4	5	2.5	5	7	16	14	14												0	1	2								
12	Peter HICKMAN (BMW)	127	233.5	7.5	5		4	12	10		3	9	5							4			4	4	6	8	7	7	6	8	6	5	8	6							0	0	0							
13	Danny KENT (Honda)	115	245.5	12	7	8	11	1	5		8									10	10	7	8	14	11	9	6														0	1	1							
14	Storm STACEY (Kawasaki)	96.5	264	18.5				7	5		7	5		8	9					4.5	3	5		5	8		7	7														0	0	0						
15	Max COOK (Kawasaki)	80	280.5	16.5						2	5	4				2	5	2	3	3	2	6	12	12				5	3	3	3	8										0	0	0						
16	Tom NEAVE (Honda)	70	290.5	10				5	2		2	4		8	2	1	8	9	4		1			2		1	5	6	2														0	0	0					
17	Luke MOSSEY (BMW)	52	308.5	18				2			3	3				2	2	5	2						4	4	1	3																0	0	1				
18	Andrew IRWIN (Honda)	44	316.5	8	8	7		10	12	7																																			0	0	0			
19	Bradley PERIE (Kawasaki)	36	324.5	8																																									0	0	0			
20	Franco BOURNE (Honda)	28	332.5	8																																										0	0	0		
21	Dean HARRISON (Kawasaki)	26	334.5	2																																										0	0	0		
22	Danny BUCHAN (BMW)	25	335.5	1	1																																									0	0	0		
23	Tito RABAT (Yamaha)	16	344.5	9																																										0	0	0		
24	Jack SCOTT (Kawasaki)	10	350.5	6																																											0	0	0	
25	Josh OWENS (Honda)	9.5	351	0.5																																											0	0	0	
26	Davey TODD (Honda)	9	351.5	0.5																																											0	0	0	
27	Héctor BARBERÁ (Honda)	9	351.5	0																																											0	0	0	
28	Louis VALLELEY (Kawasaki)	6	354.5	3																																											0	0	0	
29	Tim NEAVE (Yamaha)	6	354.5	0																																											0	0	0	
30	Niccoló CANEPA (Yamaha)	4	356.5	2																																											0	0	0	
31	Luke STAPLEFORD (Kaw / Yam)	4	356.5	0																																											0	0	0	
32	Alex OLSEN (Honda)	1	359.5	3																																												0	0	0



**2023 Bennetts British Superbike Championship With Pirelli
MANUFACTURERS POINTS AFTER ROUND 29**

		TOTAL	GAP	DIFF	7th - 9th April Silverstone National			29th April - 1st May Oulton Park International			19th - 21st May Donington Park GP			16th - 18th June Knockhill			7th - 9th July Snetterton 300			21st - 23rd July Brands Hatch GP			11th - 13th August Thruxton			26th - 28th August Cadwell Park			15th - 17th September Oulton Park International			29th Sept - 1st October Donington Park GP			13th - 15th October Brands Hatch GP		
					1	2	3	4	5	6	7	8	9	10	11	12	13	14	15	16	17	18	19	20	21	22	23	24	25	26	27	28	29	30	31	32	33
1	Ducati	457			16	16	18	14	18	18	16	7	16	18	16	18	18	18	18	7	18	18	7	7	6	18	18	18	25	25	25	20					
2	Yamaha	445	12		18	12	12	9	11	14	18	18	18	16	18	14	14	11	12	9	11	14	18	18	18	16	16	12	14	20	14	25	25				
3	BMW	387	70	58	14	18	16	18	14	16	14	14	8	10	7	10	16	16	14	4	7	8	10	9	10	8	12	14	20	18	18	22	22				
4	Kawasaki	321.5	135.5	65.5	2	6	7	7	8	8	12	11	10	8	10	11	9	9	9	4.5	8	9	12	16	16	10	10	11	22	22	20	16	18				
5	Honda	260	197	61.5	8	8	11	10	12	7	8	10	7	3	8	9	10	10	7	8	14	11	16	14	14	5	6	4	6	4	4	14	12				

CERATIZIT TEAMS TROPHY AFTER ROUND 29

	TOTAL	GAP	DIFF	7th - 9th April Silverstone National			29th April - 1st May Oulton Park International			19th - 21st May Donington Park GP			16th - 18th June Knockhill			7th - 9th July Snetterton 300			21st - 23rd July Brands Hatch GP			11th - 13th August Thruxton			26th - 28th August Cadwell Park			15th - 17th September Oulton Park International			29th Sept - 1st October Donington Park GP			13th - 15th October Brands Hatch GP							
				1	2	3	4	5	6	7	8	9	10	11	12	13	14	15	16	17	18	19	20	21	22	23	24	25	26	27	28	29	30	31	32	33					
				R1	R2	R3	R1	R2	R3	R1	R2	R3	R1	R2	R3	R1	R2	R3	R1	R2	R3	R1	R2	R3	R1	R2	R3	R1	R2	R3	R1	R2	R3	R1	R2	R3					
1 BeerMonster Ducati	368.25			13.5	15	16	12.5	17	15	13.5		15	15	16	17	15	15	17	4.25	15	17	4.5	2.5	2	14.5	14.5	17	21.5	19.5	23.5											
2 LAMI OMG Racing Yamaha	342	26.25		10.5	8	7.5	9	11	14	13.5	16	15	12.5	15	13	3	6	10	5	10	14	11	11	10	15	16	12	14	14	12	14.5	19.5									
3 ROKIT BMW Motorrad Team	327	41.25	15	10	10	10	16	14	16	14	12	8	10	6	10		14	14			8	10	9	10		12	14	20	18	18	22	22									
4 McAMS Yamaha	259.5	108.75	67.5	12	7	7.5			6	2	18	9	14	14		10	7	8	5.5	10	5.5	18	18	18	12	14	10	10	6	8			10								
5 Cheshire Mouldings Kawasaki	248.25	120	11.25	2	6	7	6	5	8	8.5	7.5	10	6	10	6.5	7	5.5	6	2.25	5	7.5	11.5	16	14	10	10	11	13.5	12.5	11.5	9.5	13									
6 FHO Racing BMW Motorrad	248	120.25	0.25	9.5	18	10	15	10	10.5	6.5	11.5	4	7	7	6	16	16	3	5.5		3.5	8	7	7.5	8	7	12	11	10.5	10	8										
7 Oxford Products Racing Ducati	242	126.25	6			5	8	9	9		7	11	11	11	7	11	8	11	7	16	12	3	7	6	9	9	9	12	12	12			20								
8 Mar-Train Racing Yamaha	139	229.25	103	9	9	8	4	7	3		6	4	5	3	3	8	6	4	6	6	3	5	11		6						18	5									
9 Hawk Racing Honda	130.5	237.75	8.5	4	1		5			2	6	6	7	3					7	2.5	3.5	1.5	5	7	16	14	14			6	4	4									
10 Lovell Kent Racing Honda	115	253.25	15.5	7	8	11	1	5			8								10	10	7	8	14	11	9	6															
11 Honda Racing UK	97.5	270.75	17.5	8	6	2	6	8	7		8	2	1	8	9	4		1				2		1	2	4	5	4	1.5			5	3								
12 Starline Racing Kawasaki	96.5	271.75	1				7		5	7	5			8	9				4.5	3	5		5	8	7	7			6	10											
13 Tactix by Lloyd & Jones BMW	52	316.25	44.5		2		3	3					2	2	5	2							4		4	1	3			1				20							
14 Lee Hardy Racing Kawasaki	36	332.25	16								1												4	5	4	5	5	3	5	2	1										
15 SYNETIQ BMW Motorrad	30	338.25	6	6						4		6			5																										
16 DAO Racing Kawasaki	28	340.25	2	1				6	4					4	4	6	1										2														
17 Marvel HCL Motorsport	14	354.25	14																																						
18 Rapid CDH Racing Kawasaki	12.5	355.75	1.5												1																										
19 TAG Honda Racing	9	359.25	3.5			1				1	3	1				1										2	2	3													
20 Milwaukee BMW Motorrad	2	366.25	0																																						
21 Milenco by Padgetts Motorcycles Honda	2	366.25	7				1	1																																	
22 Cumins by Team IWR Honda	1	367.25	1																																						

2023 Bennetts British Superbike Championship With Pirelli
SPEEDY LEAGUE - DONINGTON PARK GP



		TOTAL	GAP	DIFF	29th September - 1st October Donington Park GP		
					1	2	3
1	Leon HASLAM (BMW)	331			162	169	
2	Tommy BRIDEWELL (Ducati)	330.8	0.2		160.5	170.3	
3	Glenn IRWIN (Ducati)	330.7	0.3	0.1	160.9	169.8	
4	Christian IDDON (Ducati)	329	2	1.7	161.7	167.3	
5	Josh BROOKES (BMW)	328	3	1	159.4	168.6	
6	Ryan VICKERS (Yamaha)	325.1	5.9	2.9	158.2	166.9	
7	Charlie NESBITT (Honda)	324.6	6.4	0.5	159	165.6	
8	Davey TODD (BMW)	323.4	7.6	1.2	155.7	167.7	
9	Max COOK (Kawasaki)	322.8	8.2	0.6	156.7	166.1	
10	Jack KENNEDY (Yamaha)	322.7	8.3	0.1	157.9	164.8	
11	Tom NEAVE (Honda)	322.7	8.3	0	157.1	165.6	
12	Kyle RYDE (Yamaha)	322.6	8.4	0.1	155.7	166.9	
13	Peter HICKMAN (BMW)	322.3	8.7	0.3	157.5	164.8	
14	Luke MOSSEY (BMW)	322.2	8.8	0.1	158.2	164	
15	Lee JACKSON (Kawasaki)	320.9	10.1	1.3	155.3	165.6	
16	Jason O'HALLORAN (Yamaha)	319.4	11.6	1.5	152.1	167.3	
17	Alex OLSEN (Honda)	319.3	11.7	0.1	154.9	164.4	
18	Louis VALLELEY (Kawasaki)	319.1	11.9	0.2	157.1	162	
19	Jack SCOTT (Kawasaki)	317.8	13.2	1.3	154.2	163.6	
20	Storm STACEY (Kawasaki)	316.9	14.1	0.9	154.9	162	
21	Bradley PERIE (Kawasaki)	316.9	14.1	0	152.5	164.4	
22	Michael DUNLOP (Honda)	315.7	15.3	1.2	156	159.7	
23	Andrew IRWIN (Honda)	309.9	21.1	5.8	144.3	165.6	
24	Brayden ELLIOTT (Kawasaki)	309.5	21.5	0.4	149.4	160.1	
25	Niccoló CANEPA (Yamaha)	289	42	20.5	121.7	167.3	
26	Franco BOURNE (Honda)	155.7	175.3	133.3	155.7		



2023 Bennetts British Superbike Championship With Pirelli
R&G ROOKIES CUP AFTER ROUND 29

	TOTAL	GAP	DIFF	7th - 9th April Silverstone National			29th April - 1st May Oulton Park International			19th - 21st May Donington Park GP			16th - 18th June Knockhill			7th - 9th July Snetterton 300			21st - 23rd July Brands Hatch GP			11th - 13th August Thruxton			26th - 28th August Cadwell Park			15th - 17th September Oulton Park International			29th Sept - 1st October Donington Park GP			13th - 15th October Brands Hatch GP		
				1	2	3	4	5	6	7	8	9	10	11	12	13	14	15	16	17	18	19	20	21	22	23	24	25	26	27	28	29	30	31	32	33
1	Charlie NESBITT (Honda)	387			18	16	18	18	18	18	18			18	18	18	8	18	18	18	18	18				25	22	25	14	25						
2	Max COOK (Kawasaki)	375	12		12	12	12	14	18	12	16	16	18	18	16	16	16	9	16	16	16	16				22	20	22	20	22						
3	Bradley PERIE (Kawasaki)	343	44	32	14	14	14	12	14	14	12	14	14		14	6	14	10	14	16	14	18	18	18	18	25	20	16								
4	Jack SCOTT (Kawasaki)	302	85	41	10			11	11	10	11	12	16	18	14	12	7	12	11	12	11	14	14	14	14	16	16	18	18							
5	Franco BOURNE (Honda)	158.5	228.5	143.5											12		5.5	14	12	14	12	16	16	16	16		25									
6	Davey TODD (Honda)	166	221	-7.5	11	16	11	10	16	16	10													20	18	18	20									
7	Tim NEAVE (Yamaha)	121	266	45	16	18	18	16	12	11	14	16																								
8	Louis VALLELEY (Kawasaki)	77	310	44																10	11	10	12			12		22								
9	Brayden ELLIOTT (Kawasaki)	42	345	35																					12	14		16								

	TOTAL	GAP	DIFF	7th - 9th April Silverstone National			29th April - 1st May Oulton Park International			19th - 21st May Donington Park GP			16th - 18th June Knockhill			7th - 9th July Snetterton 300			21st - 23rd July Brands Hatch GP			11th - 13th August Thruxton			26th - 28th August Cadwell Park			15th - 17th September Oulton Park International			29th Sept - 1st October Donington Park GP			13th - 15th October Brands Hatch GP			
				1	2	3	1	2	3	1	2	3	1	2	3	1	2	3	1	2	3	1	2	3	1	2	3	1	2	3	1	2	3	1	2	3	
1	Tom NEAVE (Honda)	103		3	7	6	12	4	9	6	3	8	10	6	4	2	3	3	7	9	1																
2	Bradley PERIE (Kawasaki)	87	16	6	4	4	3	9	7	8	8	5						3	5	1	2	6	1	4	2	3	3	1	2								
3	Jack SCOTT (Kawasaki)	82	21	5	4		4	4	2	8	5	2	5	7	4	3	2	1	2	5	3	3	4	4	3	8	3										
4	Héctor BARBERÁ (Honda)	74	29	8		1	1	4	4	3	9	6	6	4	1	5							3	5	3	5	4	3									
5	Christian IDDON (Ducati)	72	31	2		3	3	2		6	10	7	3	6	4	8						4	4	3	1	1	3	1							3		
6	Max COOK (Kawasaki)	66	37	6	3	3		7	2	4	6		8	1			4	8	2							2	7	2	7								
7	Lee JACKSON (Kawasaki)	65	38	1	6		8	1	4	4	1		5	6	2		3	4				7	2			6	1	5									
8	Peter HICKMAN (BMW)	65	38	0		12	4	2		5	7						2					3	8	2		2	9	1							8		
9	Franco BOURNE (Honda)	61	42	4										6			3	6	4	7	5	4	4	3	2	7								17			
10	Charlie NESBITT (Honda)	57	46	4	3	1	2			6	8	5					2	1	4	3	3					9	4	2							4		
11	Liam DELVES (Kawasaki)	56	47	1	9		4			6	9	6	3		4		2	8	5																		
12	Glenn IRWIN (Ducati)	56	47	0		4	1	1	2	1	8			4			1	10	3			1			2	7	5	1	4	1							
13	Tommy BRIDEWELL (Ducati)	54	49	2		5	10			2			6	7	3	3				6	1	1															
14	Josh BROOKES (BMW)	53	50	1		4	2			4	5			3	3	1				3		6			2	6	2	1	2						9		
15	Kyle RYDE (Yamaha)	52	51	1	1			9	3			1	2	2	2	3	3			8					2	1		1							14		
16	Storm STACEY (Kawasaki)	49	54	3		6				8				3	7		13	5																	2	5	
17	Jason O'HALLORAN (Yamaha)	49	54	0				7		4							4					6	8	1	3										16		
18	Luke MOSSEY (BMW)	44	59	5		4		3		3			3	5		3						4	1	5		2									11		
19	Dean HARRISON (Kawasaki)	41	62	3	2	2	4	7	2				1	4	5	5	5					4															
20	Davey TODD (Honda)	39	64	2		11		8	3	3																	2	3	3						6		
21	Ryan VICKERS (Yamaha)	35	68	4		1				4	4	1		1	12		1	4																			
22	Jack KENNEDY (Yamaha)	34	69	1				4		3	1			1	1							6		1												17	
23	Danny KENT (Honda)	33	70	1		3	2	3		5			7			2	1	1	4			5															
24	Tim NEAVE (Yamaha)	29	74	4	8	6		1	3	8	3																										
25	Danny BUCHAN (BMW)	26	77	3						2	6		12												6												
26	Louis VALLELEY (Kawasaki)	26	77	0																		4		3			5									14	
27	Leon HASLAM (BMW)	25	78	1	4	3			5					1	1		2	2				1	4												1		
28	Brayden ELLIOTT (Kawasaki)	22	81	3																																	
29	Josh OWENS (Honda)	21	82	1		5	3					3		1																							
30	Tito RABAT (Yamaha)	20	83	1																																	
31	Andrew IRWIN (Honda)	13	90	7	6	4		1	2																												
32	Michael DUNLOP (Honda)	10	93	3																																	
33	Alex OLSEN (Honda)	10	93	0																																	
34	Luke STAPLEFORD (Yamaha)	9	94	1				1	3																2	3											
35	Brian McCORMACK (BMW)	3	100	6				3																													
36	Niccolò CANEPA (Yamaha)	1	102	2																																	1

MCRCB BULLETIN TK361

2023 Bennetts British Superbike Championship - Round 10

2023 Bennetts British Superbike Championship with Pirelli

RACE 3 - GRID (20 Laps)



ROW 9	26	54	Franco BOURNE	1:32.415	25	6	Michael DUNLOP
ROW 8	24	12	Luke MOSSEY	1:32.247	23	51	Brayden ELLIOTT
				1:31.666			
					22	56	Louis VALLELEY
				1:31.047			
ROW 7	21	97	Bradley PERIE	1:30.224	20	55	Jack SCOTT
				1:30.207	19	18	Andrew IRWIN
				1:30.039			
ROW 6	18	75	Alex OLSEN	1:29.674	17	74	Davey TODD
				1:29.506	16	68	Tom NEAVE
				1:29.314			
ROW 5	15	60	Peter HICKMAN	1:29.304	14	59	Niccoló CANEPA
				1:29.226	13	79	Storm STACEY
				1:29.208			
ROW 4	12	4	Jack KENNEDY	1:28.978	11	86	Charlie NESBITT
				1:28.862	10	30	Max COOK
				1:28.704			
ROW 3	9	25	Josh BROOKES	1:28.698	8	21	Christian IDDON
				1:28.647	7	14	Lee JACKSON
				1:28.606			
ROW 2	6	7	Ryan VICKERS	1:28.497	5	2	Glenn IRWIN
				1:28.295	4	46	Tommy BRIDEWELL
				1:28.240			
ROW 1	3	91	Leon HASLAM	1:28.284	2	22	Jason O'HALLORAN
				1:28.268	1	77	Kyle RYDE
				1:28.250			
							Pole

#46 - 3 Position grid penalty - Race direction decision under B2.6.

Donington Park GP: 2.4873 miles

These results are provisional until the conclusion of any judicial and technical matters.

Race Director : Stuart Higgs	Stewards :	Timekeeper : Richard Evans
<i>S. Higgs</i>		<i>R. EVANS</i>
<small>Digitally Approved at 14:52 Sunday, 01 October 2023</small>		<small>Digitally Approved at 14:52 Sunday, 01 October 2023</small>

Results can be found at www.britishsuperbike.com

Printed - 14:49 Sunday, 01 October 2023



MCRCB BULLETIN TK398

2023 Bennetts British Superbike Championship - Round 10

2023 Bennetts British Superbike Championship with Pirelli

RACE 3 - CLASSIFICATION



POS	NO	CL	PIC NAME	NAT	ENTRY	LAPS	TIME	GAP	DIFF	MPH	BEST	ON
1	22	1	Jason O'HALLORAN	AUS	Yamaha - McAMS Yamaha	15	25:01.407			89.36	1:38.867	10
2	21	2	Christian IDDON	GBR	Ducati - Oxford Products Racing Ducati	15	25:08.343	6.936	6.936	88.95	1:39.142	7
3	25	3	Josh BROOKES	AUS	BMW - FHO Racing BMW Motorrad	15	25:12.291	10.884	3.948	88.72	1:39.086	14
4	86	4	Charlie NESBITT	GBR	Honda - MasterMac Honda by Hawk Racing	15	25:14.968	13.561	2.677	88.56	1:39.249	12
5	4	5	Jack KENNEDY	IRL	Yamaha - Mar-Train Racing Yamaha	15	25:17.590	16.183	2.622	88.41	1:39.508	13
6	79	6	Storm STACEY	GBR	Kawasaki - Starline Racing Kawasaki	15	25:17.821	16.414	0.231	88.40	1:39.696	13
7	60	7	Peter HICKMAN	GBR	BMW - FHO Racing BMW Motorrad	15	25:18.204	16.797	0.383	88.38	1:39.403	13
8	14	8	Lee JACKSON	GBR	Kawasaki - Cheshire Mouldings Kawasaki	15	25:18.775	17.368	0.571	88.34	1:39.287	15
9	46	9	Tommy BRIDEWELL	GBR	Ducati - BeerMonster Ducati	15	25:19.269	17.862	0.494	88.31	1:39.191	15
10	74	10	Davey TODD	GBR	BMW - Milwaukee BMW Motorrad	15	25:21.344	19.937	2.075	88.19	1:39.724	14
11	12	11	Luke MOSSEY	GBR	BMW - Tactix by Lloyd & Jones BMW	15	25:21.627	20.220	0.283	88.18	1:39.497	7
12	77	12	Kyle RYDE	GBR	Yamaha - LAMI OMG Racing Yamaha	15	25:29.246	27.839	7.619	87.74	1:40.091	15
13	59	13	Niccoló CANEPA	ITA	Yamaha - McAMS Yamaha	15	25:32.983	31.576	3.737	87.52	1:39.879	15
14	54	P	Franco BOURNE	GBR	Honda - Marvel HCL Motorsport	15	25:44.353	42.946	11.370	86.88	1:40.854	15
15	68	14	Tom NEAVE	GBR	Honda - Honda Racing UK	15	25:49.392	47.985	5.039	86.60	1:40.739	9
16	55	15	Jack SCOTT	GBR	Kawasaki - Rapid CDH Racing Kawasaki	15	25:49.707	48.300	0.315	86.58	1:40.550	12
17	51	16	Brayden ELLIOTT	AUS	Kawasaki - DAO Racing Kawasaki	15	26:02.334	1:00.927	12.627	85.88	1:40.742	14
18	30	17	Max COOK	GBR	Kawasaki - Cheshire Mouldings Kawasaki	15	26:04.768	1:03.361	2.434	85.75	1:41.071	15
19	97	18	Bradley PERIE	GBR	Kawasaki - Lee Hardy Racing Kawasaki	15	26:06.268	1:04.861	1.500	85.66	1:41.833	15
20	56	19	Louis VALLELEY	GBR	Kawasaki - Rapid CDH Racing Kawasaki	15	26:10.448	1:09.041	4.180	85.44	1:42.204	9

NOT CLASSIFIED

DNF	91		Leon HASLAM	GBR	BMW - ROKIT BMW Motorrad Team	15	25:06.385	4.978		89.07	1:38.942	12
DNF	18		Andrew IRWIN	GBR	Honda - Honda Racing UK	5	9:02.148	10 Laps	10 Laps	82.33	1:46.915	3
DNF	75	P	Alex OLSEN	GBR	Honda - Cumins by Team IWR Honda	4	7:16.909	11 Laps	1 Lap	81.66	1:45.404	3
DNF	6		Michael DUNLOP	GBR	Honda - Crendon Honda by Hawk Racing	3	5:42.864	12 Laps	1 Lap	77.95	1:51.136	2
DNF	7		Ryan VICKERS	GBR	Yamaha - LAMI OMG Racing Yamaha	1	1:46.425	14 Laps	2 Laps	82.85		
DNF	2		Glenn IRWIN	GBR	Ducati - BeerMonster Ducati	0						

FASTEST LAP

	22		Jason O'HALLORAN	AUS	Yamaha - McAMS Yamaha	10	1:38.867			90.57 mph	145.75 kph	
	54	P	Franco BOURNE	GBR	Honda - Marvel HCL Motorsport	15	1:40.854			88.78 mph	142.88 kph	

Red Flag (end of session): 17:01

Weather / Track : Cloudy / Wet

These results are provisional until the conclusion of any judicial and technical matters.

Race Distance: 15 Laps / 37.31 miles

Donington Park GP: 2.4873 miles

Date: 01/10/2023 Start: 16:35 Finish: 17:00

Race Director : Stuart Higgs	Stewards :	Timekeeper : Richard Evans
S. Higgs		R. EVANS
<small>Digitally Approved at 17:15 Sunday, 01 October 2023</small>		<small>Digitally Approved at 17:14 Sunday, 01 October 2023</small>

Results can be found at www.britishsuperbike.com

Printed - 17:04 Sunday, 01 October 2023



MCRCB BULLETIN TK399

2023 Bennetts British Superbike Championship - Round 10

2023 Bennetts British Superbike Championship with Pirelli

RACE 3 - LAP CHART

LAP 1 @ 16:37:16.931		
NO	BEHIND	LAP TIME

22		1:45.667
7	0.758	1:46.425
77	1.804	1:47.471
91	2.164	1:47.831
46	2.443	1:48.110
21	2.836	1:48.503
25	3.058	1:48.725
86	3.552	1:49.219
4	3.674	1:49.341
79	3.899	1:49.566
14	4.265	1:49.932
74	4.860	1:50.527
60	5.159	1:50.826
30	5.776	1:51.443
97	6.564	1:52.231
12	6.652	1:52.319
18	6.881	1:52.548
59	7.156	1:52.823
54	7.707	1:53.374
75	8.267	1:53.934
55	8.783	1:54.450
56	9.247	1:54.914
51	9.464	1:55.131
68	9.679	1:55.346
6	11.276	1:56.943

LAP 2 @ 16:38:58.152		
NO	BEHIND	LAP TIME

22		1:41.221
91	3.624	1:42.681
46	4.191	1:42.969
21	4.445	1:42.830
77	4.668	1:44.085
25	4.856	1:43.019
4	5.315	1:42.862
79	5.980	1:43.302
86	6.508	1:44.177
74	7.349	1:43.710
14	7.502	1:44.458
60	7.749	1:43.811
12	9.769	1:44.338
59	11.507	1:45.572
97	12.368	1:47.025
54	12.605	1:46.119
30	13.092	1:48.537
75	13.231	1:46.185
55	14.150	1:46.588
18	14.622	1:48.962
68	15.787	1:47.329
56	16.080	1:48.054
51	16.388	1:48.145
6	21.191	1:51.136

LAP 3 @ 16:40:38.476		
NO	BEHIND	LAP TIME

22		1:40.324
91	4.831	1:41.531
21	5.544	1:41.423
46	5.933	1:42.066
25	6.747	1:42.215
4	7.341	1:42.350
79	7.790	1:42.134

86	8.467	1:42.283
77	8.707	1:44.363
60	9.516	1:42.091
74	9.600	1:42.575
14	10.039	1:42.861
12	11.407	1:41.962
59	15.028	1:43.845
54	15.948	1:43.667
97	17.845	1:45.801
75	18.311	1:45.404
30	18.651	1:45.883
55	18.898	1:45.072
68	20.579	1:45.116
18	21.213	1:46.915
51	21.914	1:45.850
56	22.548	1:46.792
6	35.652	1:54.785 P

LAP 4 @ 16:42:19.226		
NO	BEHIND	LAP TIME

22		1:40.750
91	5.033	1:40.952
21	6.033	1:41.239
46	6.721	1:41.538
25	7.027	1:41.030
4	7.329	1:40.738
79	7.997	1:40.957
86	8.974	1:41.257
60	10.379	1:41.613
74	11.037	1:42.187
14	11.202	1:41.913
77	11.888	1:43.931
12	12.193	1:41.536
59	16.844	1:42.566
54	18.284	1:43.086
55	22.670	1:44.522
97	22.878	1:45.783
30	23.124	1:45.223
68	23.360	1:43.531
51	26.042	1:44.878
56	27.202	1:45.404
18	27.849	1:47.386
75	28.947	1:51.386 P

LAP 5 @ 16:43:59.970		
NO	BEHIND	LAP TIME

22		1:40.744
91	4.141	1:39.852
21	5.187	1:39.898
46	6.464	1:40.487
25	6.994	1:40.711
4	7.542	1:40.957
79	8.022	1:40.769
86	8.805	1:40.575
60	10.037	1:40.402
74	11.023	1:40.730
14	11.632	1:41.174
12	13.251	1:41.802
77	13.705	1:42.561
59	17.881	1:41.781
54	19.725	1:42.185
55	25.689	1:43.763
30	27.366	1:44.986
68	27.544	1:44.928
97	28.131	1:45.997

LAP 6 @ 16:45:39.683		
NO	BEHIND	LAP TIME

22		1:39.713
91	3.650	1:39.222
21	5.084	1:39.610
46	6.793	1:40.042
25	7.537	1:40.256
4	8.456	1:40.627
79	8.771	1:40.462
86	9.719	1:40.627
60	10.107	1:39.783
74	11.746	1:40.436
14	12.527	1:40.608
12	14.040	1:40.502
77	15.748	1:41.756
59	19.502	1:41.334
54	22.347	1:42.335
55	28.871	1:42.895
68	30.417	1:42.586
30	31.307	1:43.654
97	32.099	1:43.681
51	33.612	1:43.477
56	34.129	1:43.361

LAP 7 @ 16:47:19.513		
NO	BEHIND	LAP TIME

22		1:39.830
91	3.335	1:39.515
21	4.396	1:39.142
46	7.087	1:40.124
25	7.785	1:40.078
79	8.728	1:39.787
4	8.928	1:40.302
86	9.869	1:39.980
60	10.259	1:39.982
74	11.714	1:39.798
14	12.893	1:40.196
12	13.707	1:39.497
77	16.809	1:40.891
59	21.138	1:41.466
54	25.080	1:42.563
55	32.078	1:43.037
68	32.279	1:41.692
30	34.920	1:43.443
97	35.663	1:43.394
51	36.126	1:42.344
56	36.908	1:42.609

LAP 8 @ 16:48:59.145		
NO	BEHIND	LAP TIME

22		1:39.632
91	3.409	1:39.706
21	3.936	1:39.172
46	7.543	1:40.088
25	8.001	1:39.848
79	9.050	1:39.954
4	9.751	1:40.455
86	9.941	1:39.704
60	10.397	1:39.770
74	12.305	1:40.223

14	13.280	1:40.019
12	14.122	1:40.047
77	17.927	1:40.750
59	22.384	1:40.878
54	28.028	1:42.580
68	34.079	1:41.432
55	35.463	1:43.017
30	38.433	1:43.145
97	38.924	1:42.893
51	39.133	1:42.639
56	40.309	1:43.033

LAP 9 @ 16:50:38.303		
NO	BEHIND	LAP TIME

22		1:39.158
91	3.792	1:39.541
21	4.113	1:39.335
25	8.950	1:40.107
79	10.036	1:40.144
86	10.473	1:39.690
46	10.663	1:42.278
4	10.851	1:40.258
60	11.332	1:40.093
74	13.539	1:40.392
14	14.108	1:39.986
12	14.619	1:39.655
77	19.647	1:40.878
59	24.072	1:40.846
54	30.099	1:41.229
68	35.660	1:40.739
55	37.457	1:41.152
97	42.637	1:42.871
30	43.062	1:43.787
51	43.247	1:43.272
56	43.355	1:42.204

LAP 10 @ 16:52:17.170		
NO	BEHIND	LAP TIME

22		1:38.867
91	4.466	1:39.541
21	5.009	1:39.763
25	9.737	1:39.654
86	11.622	1:40.016
79	11.788	1:40.619
4	12.660	1:40.676
46	13.016	1:41.220
60	13.297	1:40.832
74	14.533	1:39.861
14	14.754	1:39.513
12	16.142	1:40.390
77	21.571	1:40.791
59	25.759	1:40.554
54	32.715	1:41.483
68	38.223	1:41.430
55	39.460	1:40.870
97	46.221	1:42.451
30	47.290	1:43.095
56	47.318	1:42.830
51	47.513	1:43.133

LAP 11 @ 16:53:56.276		
NO	BEHIND	LAP TIME

22		1:39.106
91	5.008	1:39.648

21	5.665	1:39.762
25	10.216	1:39.585
86	12.094	1:39.578
79	12.699	1:40.017
4	13.872	1:40.318
46	14.300	1:40.390
60	14.664	1:40.473
74	15.606	1:40.179
14	15.694	1:40.046
12	16.732	1:39.696
77	23.199	1:40.734
59	27.524	1:40.871
54	34.955	1:41.346
68	40.564	1:41.447
55	41.295	1:40.941
97	49.859	1:42.744
51	50.475	1:42.068
56	51.020	1:42.808
30	51.708	1:43.524

LAP 12 @ 16:55:35.586		
NO	BEHIND	LAP TIME

22		1:39.310
91	4.640	1:38.942
21	5.910	1:39.555
25	10.196	1:39.290
86	12.033	1:39.249
79	13.429	1:40.040
4	14.458	1:39.896
60	15.276	1:39.922
46	15.975	1:40.985
14	16.279	1:39.895
74	16.961	1:40.665
12	17.958	1:40.536
77	24.382	1:40.493
59	28.267	1:40.053
54	36.966	1:41.321
68	42.142	1:40.888
55	42.535	1:40.550
97	54.034	1:43.485
51	54.136	1:42.971
30	54.854	1:42.456
56	56.064	1:44.354

LAP 13 @ 16:57:14.895		
NO	BEHIND	LAP TIME

22		1:39.309
91	4.462	1:39.131
21	5.961	1:39.360
25	10.461	1:39.574
86	12.507	1:39.783
79	13.816	1:39.696
4	14.657	1:39.508
60	15.370	1:39.403
14	16.502	1:39.532
46	17.254	1:40.588
74	17.754	1:40.102
12	18.314	1:39.665
77	25.312	1:40.239
59	29.243	1:40.285
54	38.905	1:41.248
68	43.940	1:41.107
55	44.280	1:41.054
51	56.768	1:41.941
97	57.928	1:43.203

MCRCB BULLETIN TK399

2023 Bennetts British Superbike Championship - Round 10

2023 Bennetts British Superbike Championship with Pirelli

RACE 3 - LAP CHART

30 58.044 1:42.499
56 1:00.167 1:43.412

LAP 14 @ 16:58:53.775

NO	BEHIND	LAP TIME
22		1:38.880
91	4.584	1:39.002
21	6.376	1:39.295
25	10.667	1:39.086
86	12.876	1:39.249
79	14.988	1:40.052
4	15.326	1:39.549
60	16.149	1:39.659
14	16.977	1:39.355
46	17.567	1:39.193
74	18.598	1:39.724
12	19.198	1:39.764
77	26.644	1:40.212
59	30.593	1:40.230
54	40.988	1:40.963
68	45.894	1:40.834
55	46.127	1:40.727
51	58.630	1:40.742
30	1:01.186	1:42.022
97	1:01.924	1:42.876
56	1:04.454	1:43.167

LAP 15 @ 17:00:32.671

NO	BEHIND	LAP TIME
22		1:38.896
91	4.978	1:39.290
21	6.936	1:39.456
25	10.884	1:39.113
86	13.561	1:39.581
4	16.183	1:39.753
79	16.414	1:40.322
60	16.797	1:39.544
14	17.368	1:39.287
46	17.862	1:39.191
74	19.937	1:40.235
12	20.220	1:39.918
77	27.839	1:40.091
59	31.576	1:39.879
54	42.946	1:40.854
68	47.985	1:40.987
55	48.300	1:41.069
51	1:00.927	1:41.193
30	1:03.361	1:41.071
97	1:04.861	1:41.833
56	1:09.041	1:43.483

MCRCB BULLETIN TK400

2023 Bennetts British Superbike Championship - Round 10

2023 Bennetts British Superbike Championship with Pirelli

RACE 3 - POSITION CHART

No	Name	Lap															
		Pos	1	2	3	4	5	6	7	8	9	10	11	12	13	14	15
77	RYDE	1	22	22	22	22	22	22	22	22	22	22	22	22	22	22	22
22	O'HALLORAN	2	7	91	91	91	91	91	91	91	91	91	91	91	91	91	91
91	HASLAM	3	77	46	21	21	21	21	21	21	21	21	21	21	21	21	
46	BRIDEWELL	4	91	21	46	46	46	46	46	46	25	25	25	25	25	25	
2	IRWIN	5	46	77	25	25	25	25	25	25	79	86	86	86	86	86	
7	VICKERS	6	21	25	4	4	4	4	4	79	79	86	79	79	79	79	
14	JACKSON	7	25	4	79	79	79	79	79	4	4	46	4	4	4	4	
21	IDDON	8	86	79	86	86	86	86	86	86	4	46	46	60	60	60	
25	BROOKES	9	4	86	77	60	60	60	60	60	60	60	60	46	14	14	
30	COOK	10	79	74	60	74	74	74	74	74	74	74	74	14	46	46	
86	NESBITT	11	14	14	74	14	14	14	14	14	14	14	14	74	74	74	
4	KENNEDY	12	74	60	14	77	12	12	12	12	12	12	12	12	12	12	
79	STACEY	13	60	12	12	12	77	77	77	77	77	77	77	77	77	77	
59	CANEPA	14	30	59	59	59	59	59	59	59	59	59	59	59	59	59	
60	HICKMAN	15	97	97	54	54	54	54	54	54	54	54	54	54	54	54	
68	NEAVE	16	12	54	97	55	55	55	55	68	68	68	68	68	68	68	
74	TODD	17	18	30	75	97	30	68	68	55	55	55	55	55	55	55	
75	OLSEN	18	59	75	30	30	68	30	30	30	97	97	97	97	51	51	
18	IRWIN	19	54	55	55	68	97	97	97	97	30	30	51	51	97	30	
55	SCOTT	20	75	18	68	51	51	51	51	51	51	56	56	30	30	97	
97	PERIE	21	55	68	18	56	56	56	56	56	56	51	30	56	56	56	
56	VALLELEY	22	56	56	51	18	18										
51	ELLIOTT	23	51	51	56	75											
12	MOSSEY	24	68	6	6												
6	DUNLOP	25	6														
54	BOURNE	26															

MCRCB BULLETIN TK401

2023 Bennetts British Superbike Championship - Round 10

2023 Bennetts British Superbike Championship with Pirelli

RACE 3 - SECTOR ANALYSIS



SECTOR 1 = FL to I1, SECTOR 2 = I1 to I2, SECTOR 3 = I2 to I3, SECTOR 4 = I3 to I4, SECTOR 5 = I4 to FL, DIFF = Difference To Personal Best Lap, P = Crossed Finish Line in Pit Lane, D = Time Disallowed

P1 22		Jason O'HALLORAN					Yamaha - McAMS Yamaha					
IDEAL LAP TIME : 1:38.613		BEST LAP TIME : 1:38.867					DIFFERENCE : 0.254					
LAP	SECTOR 1	SECTOR 2	SECTOR 3	SECTOR 4	SECTOR 5	LAP TIME	MPH	DIFF	TIME OF DAY			
1-		104.8	28.856	13.004	148.7	12.932	26.495	111.1	1:45.667	84.74	6.800	16:37:16.931
2-	21.423	106.5	28.134	12.721	153.5	12.818	26.125	111.4	1:41.221	88.46	2.354	16:38:58.152
3-	21.345	108.2	27.750	12.589	155.3	12.582	26.058	112.0	1:40.324	89.25	1.457	16:40:38.476
4-	21.388	107.7	27.814	12.739	152.5	12.736	26.073	110.9	1:40.750	88.87	1.883	16:42:19.226
5-	21.500	106.5	27.875	12.625	153.9	12.644	26.100	111.8	1:40.744	88.88	1.877	16:43:59.970
6-	21.110	106.3	27.691	12.599	156.0	12.640	25.673	113.5	1:39.713	89.80	0.846	16:45:39.683
7-	21.014	107.0	27.685	12.642	156.4	12.831	25.658	110.9	1:39.830	89.69	0.963	16:47:19.513
8-	21.032	110.0	27.581	12.687	155.7	12.550	25.782	112.2	1:39.632	89.87	0.765	16:48:59.145
9-	21.145	108.4	27.340	12.584	154.6	12.505	25.584	112.0	1:39.158	90.30	0.291	16:50:38.303
10-	20.945	108.9	27.383	12.601	156.4	12.396	25.542	113.3	1:38.867 (1)	90.57		16:52:17.170
11-	20.973	110.1	27.417	12.681	155.7	12.423	25.612	113.3	1:39.106	90.35	0.239	16:53:56.276
12-	20.969	109.8	27.358	12.672	156.0	12.637	25.674	111.1	1:39.310	90.16	0.443	16:55:35.586
13-	21.007	108.4	27.698	12.746	154.2	12.417	25.441	113.5	1:39.309	90.16	0.442	16:57:14.895
14-	20.899	109.1	27.398	12.754	156.0	12.389	25.440	113.7	1:38.880 (2)	90.55	0.013	16:58:53.775
15-	20.930	109.1	27.382	12.695	156.0	12.350	25.539	113.1	1:38.896 (3)	90.54	0.029	17:00:32.671

P2 21		Christian IDDON					Ducati - Oxford Products Racing Ducati					
IDEAL LAP TIME : 1:38.815		BEST LAP TIME : 1:39.142					DIFFERENCE : 0.327					
LAP	SECTOR 1	SECTOR 2	SECTOR 3	SECTOR 4	SECTOR 5	LAP TIME	MPH	DIFF	TIME OF DAY			
1-		98.5	29.919	13.149	155.3	13.081	26.853	114.9	1:48.503	82.52	9.361	16:37:19.767
2-	21.869	101.9	28.830	12.718	154.2	12.734	26.679	115.3	1:42.830	87.08	3.688	16:39:02.597
3-	21.837	104.6	28.511	12.712	160.5	12.330	26.033	108.2	1:41.423	88.28	2.281	16:40:44.020
4-	21.595	106.1	28.408	12.795	158.6	12.535	25.906	116.1	1:41.239	88.44	2.097	16:42:25.259
5-	21.256	104.6	27.943	12.686	159.7	12.213	25.800	115.1	1:39.898	89.63	0.756	16:44:05.157
6-	21.026	106.3	28.038	12.665	159.4	12.258	25.623	116.1	1:39.610	89.89	0.468	16:45:44.767
7-	21.166	102.6	27.714	12.656	157.5	12.224	25.382	116.5	1:39.142 (1)	90.31		16:47:23.909
8-	20.993	107.7	27.480	12.692	158.2	12.109	25.630	116.7	1:39.172 (2)	90.29	0.030	16:49:03.081
9-	20.954	107.3	27.815	12.737	159.4	12.250	25.579	115.5	1:39.335	90.14	0.193	16:50:42.416
10-	21.379	106.5	27.995	12.660	159.4	12.152	25.577	114.1	1:39.763	89.75	0.621	16:52:22.179
11-	21.055	106.6	27.804	12.834	157.5	12.277	25.792	115.1	1:39.762	89.75	0.620	16:54:01.941
12-	21.053	107.5	27.831	12.770	157.5	12.175	25.726	116.1	1:39.555	89.94	0.413	16:55:41.496
13-	21.139	104.2	27.809	12.721	158.6	12.129	25.562	115.9	1:39.360	90.12	0.218	16:57:20.856
14-	20.969	108.4	27.764	12.703	158.6	12.143	25.716	116.3	1:39.295 (3)	90.18	0.153	16:59:00.151
15-	20.963	108.2	27.807	12.757	158.2	12.246	25.683	114.9	1:39.456	90.03	0.314	17:00:39.607

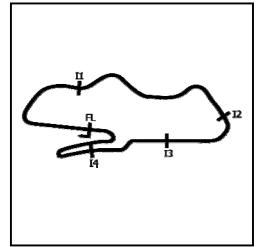
P3 25		Josh BROOKES					BMW - FHO Racing BMW Motorrad					
IDEAL LAP TIME : 1:38.602		BEST LAP TIME : 1:39.086					DIFFERENCE : 0.484					
LAP	SECTOR 1	SECTOR 2	SECTOR 3	SECTOR 4	SECTOR 5	LAP TIME	MPH	DIFF	TIME OF DAY			
1-		95.8	29.785	13.170	151.4	12.857	27.204	114.3	1:48.725	82.35	9.639	16:37:19.989
2-	22.013	103.5	28.690	12.707	151.1	12.866	26.743	112.7	1:43.019	86.92	3.933	16:39:03.008
3-	21.998	101.0	28.877	12.852	152.8	12.479	26.009	115.3	1:42.215	87.60	3.129	16:40:45.223
4-	21.485	108.7	28.017	12.672	156.0	12.723	26.133	114.9	1:41.030	88.63	1.944	16:42:26.253
5-	21.561	106.8	28.227	12.626	154.6	12.477	25.820	113.9	1:40.711	88.91	1.625	16:44:06.964
6-	21.447	107.2	27.889	12.564	154.2	12.458	25.898	114.5	1:40.256	89.31	1.170	16:45:47.220
7-	21.339	108.7	27.757	12.685	156.4	12.426	25.871	114.3	1:40.078	89.47	0.992	16:47:27.298
8-	21.447	106.8	27.847	12.541	155.3	12.327	25.686	116.5	1:39.848	89.68	0.762	16:49:07.146
9-	21.247	107.3	27.797	12.639	153.9	12.666	25.758	115.3	1:40.107	89.44	1.021	16:50:47.253
10-	21.269	107.7	27.700	12.632	157.5	12.490	25.563	107.2	1:39.654	89.85	0.568	16:52:26.907
11-	21.439	107.0	27.747	12.640	159.4	12.253	25.506	114.9	1:39.585	89.91	0.499	16:54:06.492
12-	20.970	107.5	27.505	12.679	155.7	12.467	25.669	115.3	1:39.290 (3)	90.18	0.204	16:55:45.782
13-	21.281	108.7	27.767	12.811	156.4	12.351	25.364	115.7	1:39.574	89.92	0.488	16:57:25.356
14-	21.246	107.5	27.539	12.613	158.6	12.355	25.333	116.5	1:39.086 (1)	90.37		16:59:04.442
15-	21.121	108.5	27.547	12.603	158.2	12.371	25.471	116.9	1:39.113 (2)	90.34	0.027	17:00:43.555

MCRCB BULLETIN TK401

2023 Bennetts British Superbike Championship - Round 10

2023 Bennetts British Superbike Championship with Pirelli

RACE 3 - SECTOR ANALYSIS



SECTOR 1 = FL to I1, SECTOR 2 = I1 to I2, SECTOR 3 = I2 to I3, SECTOR 4 = I3 to I4, SECTOR 5 = I4 to FL, DIFF = Difference To Personal Best Lap, P = Crossed Finish Line in Pit Lane, D = Time Disallowed

P4 86		Charlie NESBITT				Honda - MasterMac Honda by Hawk Racing					
IDEAL LAP TIME : 1:38.948		BEST LAP TIME : 1:39.249				DIFFERENCE : 0.301					
LAP	SECTOR 1	SECTOR 2	SECTOR 3	SECTOR 4	SECTOR 5	LAP TIME	MPH	DIFF	TIME OF DAY		
1-	94.2	29.887	13.218	143.0	13.190	27.021	110.1	1:49.219	81.98	9.970	16:37:20.483
2-	22.620	98.9	29.215	12.935	146.5	12.846	26.561	112.2	1:44.177	4.928	16:39:04.660
3-	21.913	104.2	28.518	12.837	148.4	12.659	26.356	112.7	1:42.283	3.034	16:40:46.943
4-	21.650	106.5	28.272	12.837	153.9	12.545	25.953	113.9	1:41.257	2.008	16:42:28.200
5-	21.431	108.0	27.978	12.789	156.0	12.485	25.892	113.5	1:40.575	1.326	16:44:08.775
6-	21.525	108.4	27.938	12.835	156.4	12.429	25.900	113.7	1:40.627	1.378	16:45:49.402
7-	21.338	109.1	27.738	12.814	155.3	12.381	25.709	113.7	1:39.980	0.731	16:47:29.382
8-	21.183	108.0	27.713	12.762	155.3	12.320	25.726	115.3	1:39.704	0.455	16:49:09.086
9-	21.272	108.5	27.525	12.632	158.2	12.405	25.856	112.9	1:39.690	0.441	16:50:48.776
10-	21.276	107.7	27.877	12.857	154.9	12.364	25.642	113.9	1:40.016	0.767	16:52:28.792
11-	21.119	107.0	27.774	12.891	156.4	12.340	25.454	114.5	1:39.578 (3)	0.329	16:54:08.370
12-	21.078	108.9	27.594	12.835	156.7	12.266	25.476	114.3	1:39.249 (1)	90.22	16:55:47.619
13-	21.213	109.2	27.773	12.921	156.0	12.259	25.617	112.4	1:39.783	0.534	16:57:27.402
14-	21.144	109.1	27.605	12.772	157.1	12.263	25.465	113.3	1:39.249 (1)	90.22	16:59:06.651
15-	21.149	110.0	27.750	12.864	156.4	12.285	25.533	112.4	1:39.581	0.332	17:00:46.232

P5 4		Jack KENNEDY				Yamaha - Mar-Train Racing Yamaha					
IDEAL LAP TIME : 1:39.171		BEST LAP TIME : 1:39.508				DIFFERENCE : 0.337					
LAP	SECTOR 1	SECTOR 2	SECTOR 3	SECTOR 4	SECTOR 5	LAP TIME	MPH	DIFF	TIME OF DAY		
1-	92.5	29.922	13.168	145.8	13.120	26.918	111.8	1:49.341	81.89	9.833	16:37:20.605
2-	22.177	105.1	28.704	13.094	152.1	12.657	26.230	112.7	1:42.862	3.354	16:39:03.467
3-	21.694	107.2	29.106	12.868	152.8	12.506	26.176	112.7	1:42.350	2.842	16:40:45.817
4-	21.515	108.7	27.714	12.791	151.1	12.462	26.256	113.3	1:40.738	1.230	16:42:26.555
5-	21.454	108.5	28.145	12.930	153.2	12.427	26.001	113.1	1:40.957	1.449	16:44:07.512
6-	21.375	107.7	27.880	12.778	153.2	12.580	26.014	113.5	1:40.627	1.119	16:45:48.139
7-	21.336	108.0	27.739	12.799	153.5	12.329	26.099	114.5	1:40.302	0.794	16:47:28.441
8-	21.422	108.7	27.665	12.802	154.6	12.736	25.830	113.1	1:40.455	0.947	16:49:08.896
9-	21.206	109.8	27.592	12.790	154.2	12.556	26.114	114.3	1:40.258	0.750	16:50:49.154
10-	21.625	109.1	27.939	12.735	152.1	12.352	26.025	113.3	1:40.676	1.168	16:52:29.830
11-	21.403	109.1	27.834	12.894	152.8	12.341	25.846	113.1	1:40.318	0.810	16:54:10.148
12-	21.425	108.7	27.621	12.841	153.2	12.279	25.730	113.1	1:39.896	0.388	16:55:50.044
13-	21.240	113.1	27.587	12.743	155.3	12.209	25.729	114.1	1:39.508 (1)	89.98	16:57:29.552
14-	21.253	110.7	27.365	12.760	153.9	12.280	25.891	114.3	1:39.549 (2)	0.041	16:59:09.101
15-	21.212	111.2	27.626	12.796	156.7	12.463	25.656	113.9	1:39.753 (3)	0.245	17:00:48.854

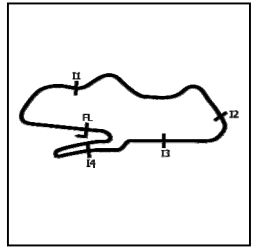
P6 79		Storm STACEY				Kawasaki - Starline Racing Kawasaki					
IDEAL LAP TIME : 1:39.337		BEST LAP TIME : 1:39.696				DIFFERENCE : 0.359					
LAP	SECTOR 1	SECTOR 2	SECTOR 3	SECTOR 4	SECTOR 5	LAP TIME	MPH	DIFF	TIME OF DAY		
1-	95.5	30.277	13.135	146.5	13.015	26.809	115.1	1:49.566	81.72	9.870	16:37:20.830
2-	22.341	103.4	28.897	12.930	149.7	12.756	26.378	112.9	1:43.302	3.606	16:39:04.132
3-	21.704	109.2	28.635	12.934	152.5	12.661	26.200	113.7	1:42.134	2.438	16:40:46.266
4-	21.334	112.4	27.983	12.847	153.9	12.583	26.210	114.5	1:40.957	1.261	16:42:27.223
5-	21.382	111.4	28.059	12.908	153.9	12.560	25.860	115.7	1:40.769	88.86	16:44:07.992
6-	21.232	111.8	27.751	12.824	150.8	12.535	26.120	114.5	1:40.462	0.766	16:45:48.454
7-	21.251	110.5	27.715	12.714	155.3	12.349	25.758	114.9	1:39.787 (2)	0.091	16:47:28.241
8-	21.254	107.0	27.646	12.803	154.2	12.370	25.881	114.5	1:39.954 (3)	0.258	16:49:08.195
9-	21.281	111.4	27.662	12.944	153.2	12.311	25.946	112.7	1:40.144	0.448	16:50:48.339
10-	21.183	109.4	27.831	13.127	152.1	12.449	26.029	114.3	1:40.619	0.923	16:52:28.958
11-	21.241	111.8	27.711	12.849	154.2	12.310	25.906	111.4	1:40.017	0.321	16:54:08.975
12-	21.267	113.5	27.549	13.018	153.2	12.373	25.833	114.7	1:40.040	0.344	16:55:49.015
13-	21.165	113.3	27.531	13.000	153.5	12.324	25.676	114.5	1:39.696 (1)	89.81	16:57:28.711
14-	21.343	109.6	27.500	13.012	152.8	12.282	25.915	113.9	1:40.052	0.356	16:59:08.763
15-	21.177	111.6	27.783	13.019	152.1	12.427	25.916	115.3	1:40.322	0.626	17:00:49.085

MCRCB BULLETIN TK401

2023 Bennetts British Superbike Championship - Round 10

2023 Bennetts British Superbike Championship with Pirelli

RACE 3 - SECTOR ANALYSIS



SECTOR 1 = FL to I1, SECTOR 2 = I1 to I2, SECTOR 3 = I2 to I3, SECTOR 4 = I3 to I4, SECTOR 5 = I4 to FL, DIFF = Difference To Personal Best Lap, P = Crossed Finish Line in Pit Lane, D = Time Disallowed

P7 60		Peter HICKMAN					BMW - FHO Racing BMW Motorrad					
IDEAL LAP TIME : 1:39.264		BEST LAP TIME : 1:39.403					DIFFERENCE : 0.139					
LAP	SECTOR 1	SECTOR 2	SECTOR 3	SECTOR 4	SECTOR 5	LAP TIME	MPH	DIFF	TIME OF DAY			
1-		92.8	30.748	13.467	152.1	13.082	27.240	112.9	1:50.826	80.79	11.423	16:37:22.090
2-	22.024	104.3	29.254	13.040	151.1	12.845	26.648	113.3	1:43.811	86.25	4.408	16:39:05.901
3-	21.801	106.3	28.548	12.682	153.2	12.607	26.453	113.7	1:42.091	87.71	2.688	16:40:47.992
4-	21.330	107.7	28.600	12.956	153.9	12.543	26.184	112.0	1:41.613	88.12	2.210	16:42:29.605
5-	21.324	108.4	27.837	12.762	155.7	12.345	26.134	113.5	1:40.402	89.18	0.999	16:44:10.007
6-	21.242	111.4	27.579	12.684	156.7	12.272	26.006	113.9	1:39.783	89.73	0.380	16:45:49.790
7-	21.266	111.6	27.909	12.743	157.1	12.278	25.786	114.3	1:39.982	89.56	0.579	16:47:29.772
8-	21.156	112.2	27.690	12.717	156.0	12.285	25.922	113.7	1:39.770	89.75	0.367	16:49:09.542
9-	21.108	110.5	27.715	12.729	153.9	12.432	26.109	113.5	1:40.093	89.46	0.690	16:50:49.635
10-	21.302	110.7	28.115	12.781	152.1	12.337	26.297	114.7	1:40.832	88.80	1.429	16:52:30.467
11-	21.408	108.9	28.024	12.735	153.9	12.347	25.959	114.9	1:40.473	89.12	1.070	16:54:10.940
12-	21.212	108.7	27.791	12.785	156.0	12.294	25.840	113.7	1:39.922	89.61	0.519	16:55:50.862
13-	21.012	111.4	27.571	12.770	154.9	12.242	25.808	112.7	1:39.403 (1)	90.08		16:57:30.265
14-	21.098	110.9	27.595	12.782	155.7	12.365	25.819	113.1	1:39.659 (3)	89.85	0.256	16:59:09.924
15-	21.066	111.6	27.627	12.794	156.0	12.213	25.844	113.9	1:39.544 (2)	89.95	0.141	17:00:49.468

P8 14		Lee JACKSON					Kawasaki - Cheshire Mouldings Kawasaki					
IDEAL LAP TIME : 1:39.026		BEST LAP TIME : 1:39.287					DIFFERENCE : 0.261					
LAP	SECTOR 1	SECTOR 2	SECTOR 3	SECTOR 4	SECTOR 5	LAP TIME	MPH	DIFF	TIME OF DAY			
1-		93.3	30.386	13.451	138.9	13.104	26.970	112.4	1:49.932	81.45	10.645	16:37:21.196
2-	22.219	102.6	29.402	13.064	142.7	13.137	26.636	115.5	1:44.458	85.72	5.171	16:39:05.654
3-	22.263	102.7	28.824	12.774	147.1	12.630	26.370	114.7	1:42.861	87.05	3.574	16:40:48.515
4-	21.601	107.0	28.594	12.851	148.4	12.767	26.100	115.9	1:41.913	87.86	2.626	16:42:30.428
5-	21.521	108.9	28.264	12.755	147.8	12.702	25.932	116.1	1:41.174	88.50	1.887	16:44:11.602
6-	21.306	106.8	28.111	12.811	150.1	12.602	25.778	115.5	1:40.608	89.00	1.321	16:45:52.210
7-	21.263	108.4	27.971	12.717	153.5	12.434	25.811	114.9	1:40.196	89.36	0.909	16:47:32.406
8-	21.205	109.1	27.872	12.650	150.8	12.436	25.856	115.1	1:40.019	89.52	0.732	16:49:12.425
9-	21.150	107.7	27.969	12.742	152.8	12.466	25.659	116.3	1:39.986	89.55	0.699	16:50:52.411
10-	21.106	109.8	27.773	12.648	153.5	12.353	25.633	116.5	1:39.513 (3)	89.98	0.226	16:52:31.924
11-	21.339	109.6	27.995	12.621	155.3	12.276	25.815	116.7	1:40.046	89.50	0.759	16:54:11.970
12-	21.274	106.3	27.835	12.693	150.8	12.477	25.616	117.1	1:39.895	89.63	0.608	16:55:51.865
13-	21.115	110.3	27.931	12.733	154.9	12.278	25.475	115.7	1:39.532	89.96	0.245	16:57:31.397
14-	21.128	110.0	27.552	12.813	154.6	12.332	25.530	116.3	1:39.355 (2)	90.12	0.068	16:59:10.752
15-	21.102	111.4	27.584	12.716	153.2	12.362	25.523	116.3	1:39.287 (1)	90.18		17:00:50.039

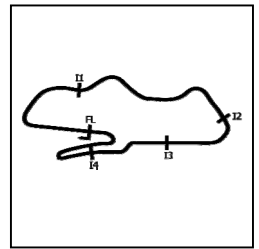
P9 46		Tommy BRIDEWELL					Ducati - BeerMonster Ducati					
IDEAL LAP TIME : 1:39.102		BEST LAP TIME : 1:39.191					DIFFERENCE : 0.089					
LAP	SECTOR 1	SECTOR 2	SECTOR 3	SECTOR 4	SECTOR 5	LAP TIME	MPH	DIFF	TIME OF DAY			
1-		98.2	29.464	13.044	154.2	12.831	27.623	112.9	1:48.110	82.82	8.919	16:37:19.374
2-	21.905	104.6	28.762	12.935	155.7	12.707	26.660	113.1	1:42.969	86.96	3.778	16:39:02.343
3-	21.855	103.4	28.511	12.849	159.0	12.309	26.542	114.1	1:42.066	87.73	2.875	16:40:44.409
4-	21.696	105.6	28.291	12.861	157.1	12.594	26.096	114.3	1:41.538	88.18	2.347	16:42:25.947
5-	21.645	103.5	27.975	12.751	160.1	12.290	25.826	114.7	1:40.487	89.11	1.296	16:44:06.434
6-	21.546	103.7	27.847	12.685	160.1	12.261	25.703	115.7	1:40.042 (3)	89.50	0.851	16:45:46.476
7-	21.432	104.3	27.871	12.685	160.5	12.263	25.873	115.1	1:40.124	89.43	0.933	16:47:26.600
8-	21.499	106.1	27.919	12.740	159.7	12.199	25.731	115.7	1:40.088	89.46	0.897	16:49:06.688
9-	21.426	105.6	27.800	12.822	160.5	12.192	28.038	115.7	1:42.278	87.55	3.087	16:50:48.966
10-	21.659	105.6	27.883	12.735	159.0	12.333	26.610	114.7	1:41.220	88.46	2.029	16:52:30.186
11-	21.491	106.3	27.816	12.789	156.7	12.434	25.860	115.1	1:40.390	89.19	1.199	16:54:10.576
12-	21.457	106.3	28.158	12.890	156.7	12.403	26.077	114.3	1:40.985	88.67	1.794	16:55:51.561
13-	21.338	106.5	28.187	12.846	159.0	12.293	25.924	116.5	1:40.588	89.02	1.397	16:57:32.149
14-	21.287	107.7	27.378	12.731	159.7	12.136	25.661	115.7	1:39.193 (2)	90.27	0.002	16:59:11.342
15-	21.277	106.8	27.442	12.689	160.1	12.157	25.626	116.7	1:39.191 (1)	90.27		17:00:50.533

MCRCB BULLETIN TK401

2023 Bennetts British Superbike Championship - Round 10

2023 Bennetts British Superbike Championship with Pirelli

RACE 3 - SECTOR ANALYSIS



SECTOR 1 = FL to I1, SECTOR 2 = I1 to I2, SECTOR 3 = I2 to I3, SECTOR 4 = I3 to I4, SECTOR 5 = I4 to FL, DIFF = Difference To Personal Best Lap, P = Crossed Finish Line in Pit Lane, D = Time Disallowed

P10 74		Davey TODD					BMW - Milwaukee BMW Motorrad					
IDEAL LAP TIME : 1:39.443		BEST LAP TIME : 1:39.724					DIFFERENCE : 0.281					
LAP	SECTOR 1	SECTOR 2	SECTOR 3	SECTOR 4	SECTOR 5	LAP TIME	MPH	DIFF	TIME OF DAY			
1-	93.4	30.536	13.340	151.8	13.195	26.764	113.5	1:50.527	81.01	10.803	16:37:21.791	
2-	22.216	100.4	29.008	12.904	152.1	12.899	26.683	113.1	1:43.710	3.986	16:39:05.501	
3-	21.806	106.8	28.467	12.670	151.8	12.806	26.826	114.5	1:42.575	2.851	16:40:48.076	
4-	21.588	108.4	28.759	12.807	153.9	12.842	26.191	113.1	1:42.187	2.463	16:42:30.263	
5-	21.505	108.7	28.097	12.702	159.7	12.592	25.834	114.5	1:40.730	1.006	16:44:10.993	
6-	21.389	107.8	28.094	12.626	160.5	12.621	25.706	115.3	1:40.436	0.712	16:45:51.429	
7-	21.340	109.1	27.808	12.589	160.5	12.444	25.617	114.7	1:39.798 (2)	0.074	16:47:31.227	
8-	21.334	109.6	27.878	12.732	160.9	12.491	25.788	116.1	1:40.223	0.499	16:49:11.450	
9-	21.280	106.5	28.303	12.653	160.9	12.436	25.720	115.7	1:40.392	0.668	16:50:51.842	
10-	21.333	108.0	27.897	12.615	161.7	12.445	25.571	114.3	1:39.861 (3)	0.137	16:52:31.703	
11-	21.479	107.5	27.889	12.632	162.0	12.361	25.818	115.1	1:40.179	0.455	16:54:11.882	
12-	21.470	100.9	28.193	12.654	158.2	12.624	25.724	114.5	1:40.665	0.941	16:55:52.547	
13-	21.312	108.2	27.840	12.712	160.5	12.581	25.657	115.9	1:40.102	0.378	16:57:32.649	
14-	21.289	109.1	27.678	12.644	162.0	12.465	25.648	114.7	1:39.724 (1)	89.79	16:59:12.373	
15-	21.244	109.8	27.929	12.748	161.3	12.488	25.826	112.9	1:40.235	0.511	17:00:52.608	

P11 12		Luke MOSSEY					BMW - Tactix by Lloyd & Jones BMW					
IDEAL LAP TIME : 1:39.207		BEST LAP TIME : 1:39.497					DIFFERENCE : 0.290					
LAP	SECTOR 1	SECTOR 2	SECTOR 3	SECTOR 4	SECTOR 5	LAP TIME	MPH	DIFF	TIME OF DAY			
1-	89.8	30.948	13.577	133.6	13.469	27.141	110.5	1:52.319	79.72	12.822	16:37:23.583	
2-	22.284	103.2	29.987	13.176	151.4	12.755	26.136	110.7	1:44.338	4.841	16:39:07.921	
3-	21.851	107.7	28.549	12.915	150.1	12.572	26.075	112.4	1:41.962	2.465	16:40:49.883	
4-	21.637	107.8	28.371	12.935	150.4	12.437	26.156	114.1	1:41.536	2.039	16:42:31.419	
5-	21.819	106.8	28.415	12.978	145.5	12.646	25.944	112.0	1:41.802	2.305	16:44:13.221	
6-	21.535	108.7	27.933	12.831	154.6	12.358	25.845	112.9	1:40.502	1.005	16:45:53.723	
7-	21.292	110.9	27.718	12.716	155.3	12.217	25.554	114.3	1:39.497 (1)	89.99	16:47:33.220	
8-	21.380	111.2	27.957	12.735	151.4	12.236	25.739	112.7	1:40.047	0.550	16:49:13.267	
9-	21.209	109.6	27.717	12.715	151.1	12.380	25.634	114.5	1:39.655 (2)	0.158	16:50:52.922	
10-	21.333	110.3	27.936	12.752	151.4	12.680	25.689	113.7	1:40.390	0.893	16:52:33.312	
11-	21.337	106.0	27.759	12.756	154.2	12.271	25.573	114.1	1:39.696	0.199	16:54:13.008	
12-	21.572	105.3	27.863	12.759	146.2	12.337	26.005	115.5	1:40.536	1.039	16:55:53.544	
13-	21.374	107.3	27.602	12.682	149.7	12.404	25.603	113.7	1:39.665 (3)	0.168	16:57:33.209	
14-	21.359	108.2	27.733	12.829	150.1	12.308	25.535	114.5	1:39.764	0.267	16:59:12.973	
15-	21.171	108.0	27.803	12.751	149.4	12.275	25.918	116.3	1:39.918	0.421	17:00:52.891	

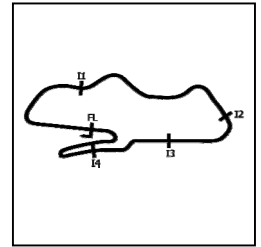
P12 77		Kyle RYDE					Yamaha - LAMI OMG Racing Yamaha					
IDEAL LAP TIME : 1:39.979		BEST LAP TIME : 1:40.091					DIFFERENCE : 0.112					
LAP	SECTOR 1	SECTOR 2	SECTOR 3	SECTOR 4	SECTOR 5	LAP TIME	MPH	DIFF	TIME OF DAY			
1-	98.3	30.046	13.006	150.1	12.988	26.660	111.8	1:47.471	83.31	7.380	16:37:18.735	
2-	21.908	101.6	29.005	12.970	151.8	12.997	27.205	113.3	1:44.085	3.994	16:39:02.820	
3-	21.999	102.4	29.553	12.963	148.1	13.010	26.838	113.7	1:44.363	4.272	16:40:47.183	
4-	21.862	104.0	29.214	12.907	148.7	13.076	26.872	114.3	1:43.931	3.840	16:42:31.114	
5-	21.697	105.3	28.595	12.934	149.1	12.816	26.519	113.9	1:42.561	2.470	16:44:13.675	
6-	21.548	106.1	28.526	12.892	149.4	12.674	26.116	112.9	1:41.756	1.665	16:45:55.431	
7-	21.343	107.0	28.083	12.878	154.2	12.591	25.996	113.9	1:40.891	0.800	16:47:36.322	
8-	21.301	107.7	28.236	12.862	153.9	12.441	25.910	114.7	1:40.750	0.659	16:49:17.072	
9-	21.271	106.6	28.160	12.930	155.3	12.510	26.007	114.5	1:40.878	0.787	16:50:57.950	
10-	21.415	107.0	28.083	12.914	155.7	12.516	25.863	113.9	1:40.791	0.700	16:52:38.741	
11-	21.242	105.6	28.244	12.914	156.4	12.580	25.754	113.5	1:40.734	0.643	16:54:19.475	
12-	21.223	109.1	28.003	12.859	155.7	12.569	25.839	114.3	1:40.493	0.402	16:55:59.968	
13-	21.229	108.9	27.914	12.895	156.7	12.410	25.791	112.9	1:40.239 (3)	0.148	16:57:40.207	
14-	21.225	108.5	27.986	12.849	156.7	12.496	25.656	114.1	1:40.212 (2)	0.121	16:59:20.419	
15-	21.171	109.6	27.909	12.833	157.1	12.515	25.663	113.7	1:40.091 (1)	89.46	17:01:00.510	

MCRCB BULLETIN TK401

2023 Bennetts British Superbike Championship - Round 10

2023 Bennetts British Superbike Championship with Pirelli

RACE 3 - SECTOR ANALYSIS



SECTOR 1 = FL to I1, SECTOR 2 = I1 to I2, SECTOR 3 = I2 to I3, SECTOR 4 = I3 to I4, SECTOR 5 = I4 to FL, DIFF = Difference To Personal Best Lap, P = Crossed Finish Line in Pit Lane, D = Time Disallowed

P13 59		Niccoló CANEPA				Yamaha - McAMS Yamaha					
IDEAL LAP TIME : 1:39.497		BEST LAP TIME : 1:39.879				DIFFERENCE : 0.382					
LAP	SECTOR 1	SECTOR 2	SECTOR 3	SECTOR 4	SECTOR 5	LAP TIME	MPH	DIFF	TIME OF DAY		
1-	87.2	30.920	13.301 132.8	13.865	27.726 112.0	1:52.823	79.36	12.944	16:37:24.087		
2-	22.873 97.6	29.836	12.966 149.7	13.235	26.662 112.2	1:45.572	84.81	5.693	16:39:09.659		
3-	22.280 98.2	29.310	12.936 152.8	12.986	26.333 112.7	1:43.845	86.22	3.966	16:40:53.504		
4-	21.951 101.0	29.046	12.872 155.7	12.663	26.034 113.9	1:42.566	87.30	2.687	16:42:36.070		
5-	21.741 103.0	28.419	12.861 157.9	12.509	26.251 113.5	1:41.781	87.97	1.902	16:44:17.851		
6-	21.828 105.1	28.249	12.757 157.5	12.429	26.071 107.0	1:41.334	88.36	1.455	16:45:59.185		
7-	21.756 106.0	28.356	12.740 158.6	12.512	26.102 113.3	1:41.466	88.25	1.587	16:47:40.651		
8-	21.720 104.2	28.131	12.754 157.9	12.470	25.803 113.3	1:40.878	88.76	0.999	16:49:21.529		
9-	21.640 106.6	28.115	12.806 158.2	12.402	25.883 113.5	1:40.846	88.79	0.967	16:51:02.375		
10-	21.550 105.8	28.159	12.750 158.6	12.380	25.715 113.5	1:40.554	89.05	0.675	16:52:42.929		
11-	21.556 106.6	28.098	12.905 156.4	12.537	25.775 113.5	1:40.871	88.77	0.992	16:54:23.800		
12-	21.407 106.8	27.896	12.853 158.6	12.212	25.685 108.9	1:40.053 (2)	89.49	0.174	16:56:03.853		
13-	21.493 108.4	27.856	12.812 157.5	12.432	25.692 113.1	1:40.285	89.29	0.406	16:57:44.138		
14-	21.473 106.6	27.806	12.838 157.9	12.334	25.779 113.5	1:40.230 (3)	89.33	0.351	16:59:24.368		
15-	21.344 108.4	27.754	12.982 157.9	12.352	25.447 114.1	1:39.879 (1)	89.65		17:01:04.247		

P14 54 P		Franco BOURNE				Honda - Marvel HCL Motorsport					
IDEAL LAP TIME : 1:40.552		BEST LAP TIME : 1:40.854				DIFFERENCE : 0.302					
LAP	SECTOR 1	SECTOR 2	SECTOR 3	SECTOR 4	SECTOR 5	LAP TIME	MPH	DIFF	TIME OF DAY		
1-	90.3	31.011	13.424 144.6	13.568	27.543 112.4	1:53.374	78.98	12.520	16:37:24.638		
2-	22.689 97.3	29.603	13.132 139.5	13.773	26.922 112.7	1:46.119	84.38	5.265	16:39:10.757		
3-	22.223 102.9	29.245	12.959 150.1	12.790	26.450 112.5	1:43.667	86.37	2.813	16:40:54.424		
4-	21.979 106.3	28.693	12.889 148.1	12.769	26.756 113.1	1:43.086	86.86	2.232	16:42:37.510		
5-	21.703 106.8	28.478	12.939 152.1	12.663	26.402 112.0	1:42.185	87.62	1.331	16:44:19.695		
6-	21.664 107.5	28.538	12.914 154.9	12.622	26.597 110.9	1:42.335	87.50	1.481	16:46:02.030		
7-	21.701 105.6	28.730	13.070 156.4	12.653	26.409 113.7	1:42.563	87.30	1.709	16:47:44.593		
8-	21.756 104.2	28.487	12.951 153.2	12.718	26.668 110.3	1:42.580	87.29	1.726	16:49:27.173		
9-	21.521 105.6	28.339	12.803 155.3	12.448	26.118 111.2	1:41.229 (3)	88.45	0.375	16:51:08.402		
10-	21.468 104.3	28.451	12.800 154.2	12.626	26.138 114.5	1:41.483	88.23	0.629	16:52:49.885		
11-	21.368 107.3	28.110	12.875 154.6	12.660	26.333 112.2	1:41.346	88.35	0.492	16:54:31.231		
12-	21.645 103.5	28.004	13.019 154.9	12.536	26.117 112.9	1:41.321	88.37	0.467	16:56:12.552		
13-	21.570 108.9	28.060	12.981 152.8	12.417	26.220 110.7	1:41.248	88.44	0.394	16:57:53.800		
14-	21.376 104.6	28.130	12.985 154.9	12.460	26.012 114.1	1:40.963 (2)	88.69	0.109	16:59:34.763		
15-	21.319 106.5	28.009	12.972 155.7	12.510	26.044 113.5	1:40.854 (1)	88.78		17:01:15.617		

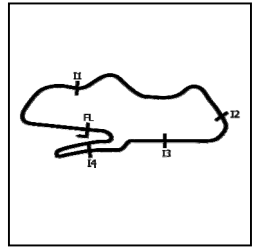
P15 68		Tom NEAVE				Honda - Honda Racing UK					
IDEAL LAP TIME : 1:40.304		BEST LAP TIME : 1:40.739				DIFFERENCE : 0.435					
LAP	SECTOR 1	SECTOR 2	SECTOR 3	SECTOR 4	SECTOR 5	LAP TIME	MPH	DIFF	TIME OF DAY		
1-	92.5	31.702	13.800 133.4	13.509	28.181 111.2	1:55.346	77.63	14.607	16:37:26.610		
2-	23.068 101.2	30.294	13.205 145.5	12.917	27.845 113.1	1:47.329	83.42	6.590	16:39:13.939		
3-	22.541 102.7	29.186	13.037 145.2	12.903	27.449 113.7	1:45.116	85.18	4.377	16:40:59.055		
4-	22.057 104.8	28.961	12.999 148.7	12.622	26.892 115.5	1:43.531	86.49	2.792	16:42:42.586		
5-	22.210 104.0	29.565	13.210 149.1	13.098	26.845 113.3	1:44.928	85.33	4.189	16:44:27.514		
6-	21.998 107.3	28.671	12.784 153.2	12.454	26.679 113.7	1:42.586	87.28	1.847	16:46:10.100		
7-	21.885 107.3	28.132	12.846 152.1	12.391	26.438 115.5	1:41.692	88.05	0.953	16:47:51.792		
8-	21.739 107.2	28.480	12.862 154.2	12.262	26.089 113.5	1:41.432	88.28	0.693	16:49:33.224		
9-	21.372 109.4	28.170	12.805 154.9	12.287	26.105 114.3	1:40.739 (1)	88.88		16:51:13.963		
10-	21.572 106.3	27.916	12.830 152.5	12.590	26.522 112.2	1:41.430	88.28	0.691	16:52:55.393		
11-	21.645 107.8	28.168	12.905 152.1	12.393	26.336 111.8	1:41.447	88.26	0.708	16:54:36.840		
12-	21.504 108.7	27.983	12.877 153.9	12.459	26.065 113.1	1:40.888 (3)	88.75	0.149	16:56:17.728		
13-	21.380 108.7	27.992	12.884 154.2	12.665	26.186 113.7	1:41.107	88.56	0.368	16:57:58.835		
14-	21.386 110.7	28.055	12.849 154.2	12.421	26.123 111.8	1:40.834 (2)	88.80	0.095	16:59:39.669		
15-	21.486 108.0	28.193	13.000 153.2	12.338	25.970 112.9	1:40.987	88.66	0.248	17:01:20.656		

MCRCB BULLETIN TK401

2023 Bennetts British Superbike Championship - Round 10

2023 Bennetts British Superbike Championship with Pirelli

RACE 3 - SECTOR ANALYSIS

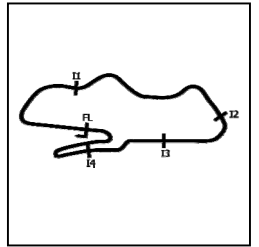


SECTOR 1 = FL to I1, SECTOR 2 = I1 to I2, SECTOR 3 = I2 to I3, SECTOR 4 = I3 to I4, SECTOR 5 = I4 to FL, DIFF = Difference To Personal Best Lap, P = Crossed Finish Line in Pit Lane, D = Time Disallowed

P16 55		Jack SCOTT				Kawasaki - Rapid CDH Racing Kawasaki					
IDEAL LAP TIME : 1:40.130		BEST LAP TIME : 1:40.550				DIFFERENCE : 0.420					
LAP	SECTOR 1	SECTOR 2	SECTOR 3	SECTOR 4	SECTOR 5	LAP TIME	MPH	DIFF	TIME OF DAY		
1-	90.0	31.446	13.743	140.9	13.858	27.652	108.5	1:54.450	78.23	13.900	16:37:25.714
2-	22.762	99.8	29.897	13.138	145.5	13.388	27.403	108.9	1:46.588	6.038	16:39:12.302
3-	22.530	105.0	29.270	13.148	146.8	13.080	27.044	111.6	1:45.072	4.522	16:40:57.374
4-	21.990	103.8	29.394	13.116	150.8	13.004	27.018	109.4	1:44.522	3.972	16:42:41.896
5-	22.113	104.8	29.213	13.139	152.8	12.862	26.436	110.3	1:43.763	86.29	16:44:25.659
6-	21.828	105.8	28.896	13.047	152.8	12.856	26.268	109.8	1:42.895	87.02	16:46:08.554
7-	21.795	105.0	29.058	13.076	152.8	12.740	26.368	110.1	1:43.037	86.90	16:47:51.591
8-	21.775	105.5	29.204	12.981	152.5	12.820	26.237	111.1	1:43.017	86.92	16:49:34.608
9-	21.614	105.5	28.459	12.895	153.2	12.438	25.746	111.8	1:41.152	88.52	16:51:15.760
10-	21.313	105.8	28.319	12.778	154.2	12.600	25.860	111.4	1:40.870 (3)	88.77	16:52:56.630
11-	21.483	105.3	28.216	12.832	153.9	12.492	25.918	112.4	1:40.941	88.70	16:54:37.571
12-	21.536	107.5	28.061	12.795	154.9	12.331	25.827	113.1	1:40.550 (1)	89.05	16:56:18.121
13-	21.526	105.5	28.129	12.834	152.8	12.491	26.074	112.7	1:41.054	88.61	16:57:59.175
14-	21.495	105.1	28.213	12.692	153.9	12.318	26.009	114.1	1:40.727 (2)	88.89	16:59:39.902
15-	21.578	105.3	28.121	12.824	153.9	12.456	26.090	113.1	1:41.069	88.59	17:01:20.971

P17 51		Brayden ELLIOTT				Kawasaki - DAO Racing Kawasaki					
IDEAL LAP TIME : 1:40.519		BEST LAP TIME : 1:40.742				DIFFERENCE : 0.223					
LAP	SECTOR 1	SECTOR 2	SECTOR 3	SECTOR 4	SECTOR 5	LAP TIME	MPH	DIFF	TIME OF DAY		
1-	89.9	31.889	13.716	134.4	13.614	28.291	110.1	1:55.131	77.77	14.389	16:37:26.395
2-	23.110	98.8	30.827	13.303	138.0	13.078	27.827	109.2	1:48.145	82.80	16:39:14.540
3-	22.595	102.2	29.906	13.185	147.8	12.935	27.229	112.0	1:45.850	84.59	16:41:00.390
4-	22.440	101.6	29.402	13.169	144.3	12.891	26.976	112.4	1:44.878	85.37	16:42:45.268
5-	22.187	99.8	29.310	13.243	145.5	12.804	27.006	110.9	1:44.550	85.64	16:44:29.818
6-	22.070	99.8	29.186	12.995	148.1	12.746	26.480	111.6	1:43.477	86.53	16:46:13.295
7-	21.727	104.0	28.559	12.929	146.5	12.789	26.340	112.5	1:42.344	87.49	16:47:55.639
8-	21.862	103.5	28.745	12.974	148.1	12.675	26.383	112.5	1:42.639	87.24	16:49:38.278
9-	21.764	103.5	28.719	12.881	148.1	12.950	26.958	112.4	1:43.272	86.70	16:51:21.550
10-	21.776	105.5	28.774	13.052	147.1	12.871	26.660	108.5	1:43.133	86.82	16:53:04.683
11-	22.117	101.0	28.545	12.733	154.2	12.543	26.130	111.2	1:42.068	87.73	16:54:46.751
12-	21.633	101.9	28.722	13.074	148.7	12.825	26.717	111.4	1:42.971	86.96	16:56:29.722
13-	21.852	101.8	28.562	12.914	151.4	12.610	26.003	110.5	1:41.941 (3)	87.83	16:58:11.663
14-	21.394	107.3	28.069	12.910	153.2	12.432	25.937	110.5	1:40.742 (1)	88.88	16:59:52.405
15-	21.563	105.3	28.242	12.970	152.5	12.386	26.032	111.1	1:41.193 (2)	88.48	17:01:33.598

P18 30		Max COOK				Kawasaki - Cheshire Mouldings Kawasaki					
IDEAL LAP TIME : 1:41.057		BEST LAP TIME : 1:41.071				DIFFERENCE : 0.014					
LAP	SECTOR 1	SECTOR 2	SECTOR 3	SECTOR 4	SECTOR 5	LAP TIME	MPH	DIFF	TIME OF DAY		
1-	92.5	30.751	13.662	139.2	13.516	27.360	111.2	1:51.443	80.34	10.372	16:37:22.707
2-	22.664	97.5	30.741	13.529	146.5	13.823	27.780	108.9	1:48.537	82.50	16:39:11.244
3-	22.422	102.2	29.854	13.371	151.8	13.163	27.073	111.8	1:45.883	84.56	16:40:57.127
4-	22.058	104.8	29.807	13.166	145.8	13.171	27.021	111.1	1:45.223	85.09	16:42:42.350
5-	22.176	104.6	29.475	13.323	151.8	13.152	26.860	110.3	1:44.986	85.29	16:44:27.336
6-	22.010	105.5	29.127	12.989	150.4	12.799	26.729	110.7	1:43.654	86.38	16:46:10.990
7-	21.922	106.5	29.031	13.131	156.4	12.997	26.362	110.7	1:43.443	86.56	16:47:54.433
8-	21.876	104.0	28.984	13.115	155.7	12.808	26.362	110.9	1:43.145	86.81	16:49:37.578
9-	21.708	106.3	29.013	13.127	156.0	13.104	26.835	110.1	1:43.787	86.27	16:51:21.365
10-	21.764	103.5	28.794	13.084	154.6	12.767	26.686	108.9	1:43.095	86.85	16:53:04.460
11-	21.908	103.2	29.374	13.006	152.1	12.805	26.431	111.8	1:43.524	86.49	16:54:47.984
12-	21.654	105.1	28.677	12.975	157.1	12.781	26.369	112.4	1:42.456 (3)	87.39	16:56:30.440
13-	21.919	103.0	28.687	12.867	153.5	12.626	26.400	112.4	1:42.499	87.36	16:58:12.939
14-	21.715	105.6	28.749	12.977	157.1	12.526	26.055	110.7	1:42.022 (2)	87.76	16:59:54.961
15-	21.481	106.1	28.212	12.855	157.1	12.540	25.983	112.4	1:41.071 (1)	88.59	17:01:36.032

MCRCB BULLETIN TK401**2023 Bennetts British Superbike Championship - Round 10****2023 Bennetts British Superbike Championship with Pirelli****RACE 3 - SECTOR ANALYSIS**

SECTOR 1 = FL to I1, SECTOR 2 = I1 to I2, SECTOR 3 = I2 to I3, SECTOR 4 = I3 to I4, SECTOR 5 = I4 to FL, DIFF = Difference To Personal Best Lap, P = Crossed Finish Line in Pit Lane, D = Time Disallowed

P19 97		Bradley PERIE				Kawasaki - Lee Hardy Racing Kawasaki						
IDEAL LAP TIME : 1:41.487		BEST LAP TIME : 1:41.833				DIFFERENCE : 0.346						
LAP	SECTOR 1	SECTOR 2	SECTOR 3	SECTOR 4	SECTOR 5	LAP TIME	MPH	DIFF	TIME OF DAY			
1 -	91.8	30.864	13.379	143.7	13.550	27.609	109.1	1:52.231	79.78	10.398	16:37:23.495	
2 -	22.660	98.8	30.225	13.309	152.8	13.216	27.615	110.9	1:47.025	83.66	5.192	16:39:10.520
3 -	22.144	101.0	29.839	13.190	151.4	13.149	27.479	108.7	1:45.801	84.63	3.968	16:40:56.321
4 -	22.216	99.2	29.696	13.237	153.2	13.161	27.473	111.8	1:45.783	84.64	3.950	16:42:42.104
5 -	22.236	97.8	29.820	13.263	152.8	13.220	27.458	110.7	1:45.997	84.47	4.164	16:44:28.101
6 -	21.911	98.6	29.151	13.002	151.4	12.977	26.640	112.4	1:43.681	86.36	1.848	16:46:11.782
7 -	21.915	101.8	28.980	12.836	153.2	12.815	26.848	111.1	1:43.394	86.60	1.561	16:47:55.176
8 -	21.800	100.7	28.963	12.815	155.3	12.835	26.480	113.1	1:42.893	87.02	1.060	16:49:38.069
9 -	21.697	100.0	28.706	13.006	155.7	12.926	26.536	112.0	1:42.871	87.04	1.038	16:51:20.940
10 -	21.417	102.9	28.769	12.990	153.2	12.812	26.463	111.8	1:42.451 (2)	87.40	0.618	16:53:03.391
11 -	21.612	101.2	28.707	12.950	155.3	12.831	26.644	111.6	1:42.744 (3)	87.15	0.911	16:54:46.135
12 -	21.814	99.8	28.959	13.128	154.9	12.914	26.670	112.0	1:43.485	86.52	1.652	16:56:29.620
13 -	21.797	98.9	29.162	12.856	153.5	12.807	26.581	111.8	1:43.203	86.76	1.370	16:58:12.823
14 -	21.627	101.8	29.281	12.867	156.4	12.643	26.458	110.0	1:42.876	87.04	1.043	16:59:55.699
15 -	21.604	103.2	28.406	12.804	156.7	12.802	26.217	112.5	1:41.833 (1)	87.93		17:01:37.532

P20 56		Louis VALLELEY				Kawasaki - Rapid CDH Racing Kawasaki						
IDEAL LAP TIME : 1:41.954		BEST LAP TIME : 1:42.204				DIFFERENCE : 0.250						
LAP	SECTOR 1	SECTOR 2	SECTOR 3	SECTOR 4	SECTOR 5	LAP TIME	MPH	DIFF	TIME OF DAY			
1 -	88.3	31.430	13.824	141.2	13.626	28.658	110.7	1:54.914	77.92	12.710	16:37:26.178	
2 -	22.714	101.9	30.298	13.401	146.5	13.299	28.342	110.1	1:48.054	82.87	5.850	16:39:14.232
3 -	22.668	102.6	29.916	13.350	148.7	13.194	27.664	108.0	1:46.792	83.84	4.588	16:41:01.024
4 -	22.464	104.0	29.431	13.143	147.1	13.094	27.272	112.9	1:45.404	84.95	3.200	16:42:46.428
5 -	22.219	108.5	28.852	13.096	147.1	12.793	27.063	112.4	1:44.023	86.08	1.819	16:44:30.451
6 -	21.935	107.0	28.780	13.065	149.7	12.817	26.764	110.3	1:43.361	86.63	1.157	16:46:13.812
7 -	21.867	110.9	28.379	12.867	149.1	12.873	26.623	109.2	1:42.609 (2)	87.26	0.405	16:47:56.421
8 -	22.046	109.2	28.623	13.012	149.1	12.731	26.621	110.3	1:43.033	86.90	0.829	16:49:39.454
9 -	21.643	109.2	28.202	12.893	150.8	12.668	26.798	114.5	1:42.204 (1)	87.61		16:51:21.658
10 -	21.940	104.6	28.639	12.937	150.4	12.703	26.611	112.0	1:42.830	87.08	0.626	16:53:04.488
11 -	22.046	104.8	28.524	12.972	151.1	12.692	26.574	112.7	1:42.808 (3)	87.09	0.604	16:54:47.296
12 -	21.849	108.5	28.865	13.199	146.5	12.925	27.516	112.5	1:44.354	85.80	2.150	16:56:31.650
13 -	22.152	108.4	28.761	13.166	148.7	12.704	26.629	113.5	1:43.412	86.59	1.208	16:58:15.062
14 -	21.873	109.8	28.564	13.137	147.8	12.886	26.707	112.4	1:43.167	86.79	0.963	16:59:58.229
15 -	22.045	109.6	28.680	13.162	149.4	12.784	26.812	112.0	1:43.483	86.53	1.279	17:01:41.712

P21 91		Leon HASLAM				BMW - ROKIT BMW Motorrad Team						
IDEAL LAP TIME : 1:38.690		BEST LAP TIME : 1:38.942				DIFFERENCE : 0.252						
LAP	SECTOR 1	SECTOR 2	SECTOR 3	SECTOR 4	SECTOR 5	LAP TIME	MPH	DIFF	TIME OF DAY			
1 -	100.7	29.798	13.107	144.0	12.829	26.836	112.0	1:47.831	83.04	8.889	16:37:19.095	
2 -	21.745	104.2	29.026	12.903	154.9	12.642	26.365	110.9	1:42.681	87.20	3.739	16:39:01.776
3 -	21.471	106.8	28.742	12.902	159.4	12.410	26.006	111.6	1:41.531	88.19	2.589	16:40:43.307
4 -	21.559	104.8	28.456	12.838	159.0	12.378	25.721	113.7	1:40.952	88.70	2.010	16:42:24.259
5 -	21.246	109.1	27.993	12.664	160.1	12.376	25.573	112.9	1:39.852	89.67	0.910	16:44:04.111
6 -	21.217	110.1	27.680	12.632	161.3	12.202	25.491	113.5	1:39.222	90.24	0.280	16:45:43.333
7 -	21.021	113.1	27.769	12.648	160.5	12.238	25.839	108.0	1:39.515	89.98	0.573	16:47:22.848
8 -	21.207	110.1	27.851	12.736	160.5	12.281	25.631	112.5	1:39.706	89.80	0.764	16:49:02.554
9 -	21.127	108.9	27.782	12.666	161.3	12.252	25.714	106.0	1:39.541	89.95	0.599	16:50:42.095
10 -	21.194	108.5	27.652	12.682	160.1	12.360	25.653	112.2	1:39.541	89.95	0.599	16:52:21.636
11 -	21.167	107.8	27.881	12.654	162.0	12.216	25.730	111.8	1:39.648	89.86	0.706	16:54:01.284
12 -	20.926	110.1	27.560	12.675	159.7	12.158	25.623	113.9	1:38.942 (1)	90.50		16:55:40.226
13 -	21.085	109.2	27.594	12.700	160.1	12.081	25.671	113.1	1:39.131 (3)	90.32	0.189	16:57:19.357
14 -	21.099	109.4	27.590	12.647	160.5	12.103	25.563	113.3	1:39.002 (2)	90.44	0.060	16:58:58.359
15 -	21.003	110.1	27.653	12.670	160.9	12.124	25.840	111.4	1:39.290	90.18	0.348	17:00:37.649

MCRCB BULLETIN TK401

2023 Bennetts British Superbike Championship - Round 10

2023 Bennetts British Superbike Championship with Pirelli

RACE 3 - SECTOR ANALYSIS



SECTOR 1 = FL to I1, SECTOR 2 = I1 to I2, SECTOR 3 = I2 to I3, SECTOR 4 = I3 to I4, SECTOR 5 = I4 to FL, DIFF = Difference To Personal Best Lap, P = Crossed Finish Line in Pit Lane, D = Time Disallowed

P22 18		Andrew IRWIN				Honda - Honda Racing UK					
IDEAL LAP TIME : 1:46.248		BEST LAP TIME : 1:46.915				DIFFERENCE : 0.667					
LAP	SECTOR 1	SECTOR 2	SECTOR 3	SECTOR 4	SECTOR 5	LAP TIME	MPH	DIFF	TIME OF DAY		
1-	96.0	30.935	13.531 135.8	13.890	27.648 112.5	1:52.548	79.56	5.633	16:37:23.812		
2-	23.356 98.1	30.285	13.333 131.5	13.708	28.280 112.2	1:48.962 (3)	82.17	2.047	16:39:12.774		
3-	22.629 101.8	29.788	13.192 141.8	13.089	28.217 112.9	1:46.915 (1)	83.75		16:40:59.689		
4-	22.860 102.6	29.783	13.376 141.2	13.395	27.972 112.9	1:47.386 (2)	83.38	0.471	16:42:47.075		
5-	22.536 105.0	30.065	13.375 148.1	13.588	IN PIT	1:46.337 P	84.20		16:44:33.412		

P23 75 P		Alex OLSEN				Honda - Cumins by Team IWR Honda					
IDEAL LAP TIME : 1:44.725		BEST LAP TIME : 1:45.404				DIFFERENCE : 0.679					
LAP	SECTOR 1	SECTOR 2	SECTOR 3	SECTOR 4	SECTOR 5	LAP TIME	MPH	DIFF	TIME OF DAY		
1-	90.6	31.363	13.584 142.7	13.911	27.816 110.3	1:53.934	78.59	8.530	16:37:25.198		
2-	22.525 99.4	29.995	13.124 146.5	13.253	27.288 111.6	1:46.185 (2)	84.32	0.781	16:39:11.383		
3-	22.394 103.0	29.854	13.333 152.5	12.934	26.889 110.5	1:45.404 (1)	84.95		16:40:56.787		
4-	21.993 102.1	29.785	13.277 148.4	18.383	IN PIT	1:51.386 P	80.39	5.982	16:42:48.173		

P24 6		Michael DUNLOP				Honda - Crendon Honda by Hawk Racing					
IDEAL LAP TIME : 1:51.114		BEST LAP TIME : 1:51.136				DIFFERENCE : 0.022					
LAP	SECTOR 1	SECTOR 2	SECTOR 3	SECTOR 4	SECTOR 5	LAP TIME	MPH	DIFF	TIME OF DAY		
1-	88.5	31.796	13.710 140.3	13.808	28.982 105.3	1:56.943	76.57	5.807	16:37:28.207		
2-	23.567 92.1	31.590	13.732 144.9	13.564	28.683 107.3	1:51.136 (1)	80.57		16:39:19.343		
3-	23.757 89.9	33.267	14.455 138.0	14.762	IN PIT	1:54.785 P	78.01	3.649	16:41:14.128		

P25 7		Ryan VICKERS				Yamaha - LAMI OMG Racing Yamaha					
IDEAL LAP TIME : 1:43.064		BEST LAP TIME :				DIFFERENCE :					
LAP	SECTOR 1	SECTOR 2	SECTOR 3	SECTOR 4	SECTOR 5	LAP TIME	MPH	DIFF	TIME OF DAY		
1-	101.5	29.356	13.056 154.2	12.610	26.405 110.9	1:46.425	84.13		16:37:17.689		

MCRCB BULLETIN TK402

2023 Bennetts British Superbike Championship - Round 10

2023 Bennetts British Superbike Championship with Pirelli

RACE 3 - BEST SECTORS

		SECTOR 1		SECTOR 2		SECTOR 3		SECTOR 4		SECTOR 5		IDEAL / BEST COMPARISON									
POS	NO	TIME	NO	TIME	NO	TIME	NO	TIME	NO	TIME	POS	NO	NAME	IDEAL	BEST	DIFF					
														PERFECT LAP	1:38.194						
1	22	O'H	20.899	22	O'H	27.340	25	BRO	12.541	91	HAS	12.081	25	BRO	25.333	1	25	BROOKES	1:38.602	1:39.086	0.484
2	91	HAS	20.926	4	KEN	27.365	22	O'H	12.584	21	IDD	12.109	21	IDD	25.382	2	22	O'HALLORAN	1:38.613	1:38.867	0.254
3	21	IDD	20.954	46	BRI	27.378	74	TOD	12.589	46	BRI	12.136	22	O'H	25.440	3	91	HASLAM	1:38.690	1:38.942	0.252
4	25	BRO	20.970	79	STA	27.500	14	JAC	12.621	4	KEN	12.209	59	CAN	25.447	4	21	IDDON	1:38.815	1:39.142	0.327
5	60	HIC	21.012	25	BRO	27.505	86	NES	12.632	59	CAN	12.212	86	NES	25.454	5	86	NESBITT	1:38.948	1:39.249	0.301
6	86	NES	21.078	86	NES	27.525	91	HAS	12.632	60	HIC	12.213	14	JAC	25.475	6	14	JACKSON	1:39.026	1:39.287	0.261
7	14	JAC	21.102	14	JAC	27.552	21	IDD	12.656	12	MOS	12.217	91	HAS	25.491	7	46	BRIDEWELL	1:39.102	1:39.191	0.089
8	79	STA	21.165	91	HAS	27.560	60	HIC	12.682	25	BRO	12.253	12	MOS	25.535	8	4	KENNEDY	1:39.171	1:39.508	0.337
9	12	MOS	21.171	60	HIC	27.571	12	MOS	12.682	86	NES	12.259	74	TOD	25.571	9	12	MOSSEY	1:39.207	1:39.497	0.290
10	77	RYD	21.171	12	MOS	27.602	46	BRI	12.685	68	NEA	12.262	46	BRI	25.626	10	60	HICKMAN	1:39.264	1:39.403	0.139
11	4	KEN	21.206	74	TOD	27.678	55	SCO	12.692	14	JAC	12.276	4	KEN	25.656	11	79	STACEY	1:39.337	1:39.696	0.359
12	74	TOD	21.244	21	IDD	27.714	79	STA	12.714	79	STA	12.282	77	RYD	25.656	12	74	TODD	1:39.443	1:39.724	0.281
13	46	BRI	21.277	59	CAN	27.754	51	ELL	12.733	55	SCO	12.318	79	STA	25.676	13	59	CANEPA	1:39.497	1:39.879	0.382
14	55	SCO	21.313	77	RYD	27.909	4	KEN	12.735	22	O'H	12.350	55	SCO	25.746	14	77	RYDE	1:39.979	1:40.091	0.112
15	54	BOU	21.319	68	NEA	27.916	59	CAN	12.740	74	TOD	12.361	60	HIC	25.786	15	55	SCOTT	1:40.130	1:40.550	0.420
16	59	CAN	21.344	54	BOU	28.004	68	NEA	12.784	51	ELL	12.386	51	ELL	25.937	16	68	NEAVE	1:40.304	1:40.739	0.435
17	68	NEA	21.372	55	SCO	28.061	54	BOU	12.800	77	RYD	12.410	68	NEA	25.970	17	51	ELLIOTT	1:40.519	1:40.742	0.223
18	51	ELL	21.394	51	ELL	28.069	97	PER	12.804	54	BOU	12.417	30	COO	25.983	18	54	BOURNE	1:40.552	1:40.854	0.302
19	97	PER	21.417	56	VAL	28.202	77	RYD	12.833	30	COO	12.526	54	BOU	26.012	19	30	COOK	1:41.057	1:41.071	0.014
20	30	COO	21.481	30	COO	28.212	30	COO	12.855	7	VIC	12.610	97	PER	26.217	20	97	PERIE	1:41.487	1:41.833	0.346
21	7	VIC	21.637	97	PER	28.406	56	VAL	12.867	97	PER	12.643	7	VIC	26.405	21	56	VALLELEY	1:41.954	1:42.204	0.250
22	56	VAL	21.643	7	VIC	29.356	7	VIC	13.056	56	VAL	12.668	56	VAL	26.574	22	7	VICKERS	1:43.064		
23	75	OLS	21.993	18	IRW	29.783	75	OLS	13.124	75	OLS	12.934	75	OLS	26.889	23	75	OLSEN	1:44.725	1:45.404	0.679
24	18	IRW	22.536	75	OLS	29.785	18	IRW	13.192	18	IRW	13.089	18	IRW	27.648	24	18	IRWIN	1:46.248	1:46.915	0.667
25	6	DUN	23.567	6	DUN	31.590	6	DUN	13.710	6	DUN	13.564	6	DUN	28.683	25	6	DUNLOP	1:51.114	1:51.136	0.022
26																					

MCRCB BULLETIN TK403**2023 Bennetts British Superbike Championship - Round 10****2023 Bennetts British Superbike Championship with Pirelli****RACE 3 - BEST SPEEDS**

POS	INTERMEDIATE 1			INTERMEDIATE 2			INTERMEDIATE 3			INTERMEDIATE 4			FINISH LINE		
	NO	NAME	MPH	NO	NAME	MPH	NO	NAME	MPH	NO	NAME	MPH	NO	NAME	MPH
1	79	STACEY	113.5				74	TODD	162.0				14	JACKSON	117.1
2	4	KENNEDY	113.1				91	HASLAM	162.0				25	BROOKES	116.9
3	91	HASLAM	113.1				21	IDDON	160.5				21	IDDON	116.7
4	60	HICKMAN	112.2				46	BRIDEWELL	160.5				46	BRIDEWELL	116.7
5	14	JACKSON	111.4				25	BROOKES	159.4				12	MOSSEY	116.3
6	12	MOSSEY	111.2				59	CANEPA	158.6				74	TODD	116.1
7	56	VALLELEY	110.9				86	NESBITT	158.2				79	STACEY	115.7
8	68	NEAVE	110.7				60	HICKMAN	157.1				68	NEAVE	115.5
9	22	O'HALLORAN	110.1				77	RYDE	157.1				86	NESBITT	115.3
10	86	NESBITT	110.0				30	COOK	157.1				60	HICKMAN	114.9
11	74	TODD	109.8				4	KENNEDY	156.7				77	RYDE	114.7
12	77	RYDE	109.6				97	PERIE	156.7				4	KENNEDY	114.5
13	54	BOURNE	108.9				22	O'HALLORAN	156.4				54	BOURNE	114.5
14	25	BROOKES	108.7				54	BOURNE	156.4				56	VALLELEY	114.5
15	21	IDDON	108.4				79	STACEY	155.3				59	CANEPA	114.1
16	59	CANEPA	108.4				14	JACKSON	155.3				55	SCOTT	114.1
17	46	BRIDEWELL	107.7				12	MOSSEY	155.3				91	HASLAM	113.9
18	55	SCOTT	107.5				68	NEAVE	154.9				22	O'HALLORAN	113.7
19	51	ELLIOTT	107.3				55	SCOTT	154.9				97	PERIE	113.1
20	30	COOK	106.5				51	ELLIOTT	154.2				18	IRWIN	112.9
21	7	VICKERS	105.6				7	VICKERS	154.2				51	ELLIOTT	112.5
22	18	IRWIN	105.0				75	OLSEN	152.5				30	COOK	112.4
23	97	PERIE	103.2				56	VALLELEY	151.1				75	OLSEN	111.6
24	75	OLSEN	103.0				18	IRWIN	148.1				7	VICKERS	110.9
25	6	DUNLOP	92.1				6	DUNLOP	144.9				6	DUNLOP	107.3
26															

Weather / Track : Cloudy / Wet

Results can be found at www.britishsuperbike.comDonington Park GP: 2.4873 miles
Date: 01/10/2023 Start: 16:35 Finish: 17:00

Printed - 17:08 Sunday, 01 October 2023



NO	CL	NAME	ENTRY	GRID	RACE	GAIN/LOSS
12		Luke MOSSEY	BMW - Tactix by Lloyd & Jones BMW	24	11	13
54	P	Franco BOURNE	Honda - Marvel HCL Motorsport	26	14	12
60		Peter HICKMAN	BMW - FHO Racing BMW Motorrad	15	7	8
86		Charlie NESBITT	Honda - MasterMac Honda by Hawk Racing	11	4	7
4		Jack KENNEDY	Yamaha - Mar-Train Racing Yamaha	12	5	7
79		Storm STACEY	Kawasaki - Starline Racing Kawasaki	13	6	7
74		Davey TODD	BMW - Milwaukee BMW Motorrad	17	10	7
21		Christian IDDON	Ducati - Oxford Products Racing Ducati	8	2	6
25		Josh BROOKES	BMW - FHO Racing BMW Motorrad	9	3	6
51		Brayden ELLIOTT	Kawasaki - DAO Racing Kawasaki	23	17	6
55		Jack SCOTT	Kawasaki - Rapid CDH Racing Kawasaki	20	16	4
97		Bradley PERIE	Kawasaki - Lee Hardy Racing Kawasaki	21	19	2
56		Louis VALLELEY	Kawasaki - Rapid CDH Racing Kawasaki	22	20	2
22		Jason O'HALLORAN	Yamaha - McAMS Yamaha	2	1	1
59		Niccoló CANEPA	Yamaha - McAMS Yamaha	14	13	1
68		Tom NEAVE	Honda - Honda Racing UK	16	15	1
6		Michael DUNLOP	Honda - Crendon Honda by Hawk Racing	25	24	1
14		Lee JACKSON	Kawasaki - Cheshire Mouldings Kawasaki	7	8	-1
18		Andrew IRWIN	Honda - Honda Racing UK	19	22	-3
46		Tommy BRIDEWELL	Ducati - BeerMonster Ducati	4	9	-5
75	P	Alex OLSEN	Honda - Cumins by Team IWR Honda	18	23	-5
30		Max COOK	Kawasaki - Cheshire Mouldings Kawasaki	10	18	-8
77		Kyle RYDE	Yamaha - LAMI OMG Racing Yamaha	1	12	-11
91		Leon HASLAM	BMW - ROKiT BMW Motorrad Team	3	21	-18
7		Ryan VICKERS	Yamaha - LAMI OMG Racing Yamaha	6	25	-19
2		Glenn IRWIN	Ducati - BeerMonster Ducati	5	26	-21

Weather / Track : Cloudy / Wet

Donington Park GP: 2.4873 miles
Date: 01/10/2023 Start: 16:35 Finish: 17:00Results can be found at www.britishsuperbike.com

Printed - 17:09 Sunday, 01 October 2023

MCRCB BULLETIN TK405

2023 Bennetts British Superbike Championship - Round 10

2023 Bennetts British Superbike Championship with Pirelli

RACE 3 - STATISTICS

Competitors Started	25
Planned Start	2023-10-01 @ 16:35:00.000
Actual Start	2023-10-01 @ 16:35:31.263
Finish Time	2023-10-01 @ 17:00:32.670
Track Length	2.4873mi.
Total Laps	328
Total Distance Covered	815.8504mi.

Session Fastest Lap History

NO	CL	NAME	LAP TIME	TIME OF DAY	LAP	VEHICLE
22		Jason O'HALLORAN	1:41.221	16:38:58.152	2	Yamaha
22		Jason O'HALLORAN	1:40.324	16:40:38.476	3	Yamaha
91		Leon HASLAM	1:39.852	16:44:04.111	5	BMW
22		Jason O'HALLORAN	1:39.713	16:45:39.683	6	Yamaha
91		Leon HASLAM	1:39.222	16:45:43.333	6	BMW
21		Christian IDDON	1:39.142	16:47:23.909	7	Ducati
22		Jason O'HALLORAN	1:38.867	16:52:17.170	10	Yamaha

Session Leader History

NO	CL	NAME	FROM LAP	LAPS LED	DISTANCE	VEHICLE
22		Jason O'HALLORAN	1	15	37.27 miles	Yamaha

Flag History

TYPE	TIME OF DAY
GREEN	16:35:31.263
FINISH	17:00:32.670

Flag Statistics

TYPE	COUNT	TOTAL LAPS	TOTAL TIME
Green	1	15	28:05.767
Red	0	0	0.000
Safety Car	0	0	0.000
FCY	0	0	0.000

MCRCB BULLETIN TK405

2023 Bennetts British Superbike Championship - Round 10

2023 Bennetts British Superbike Championship with Pirelli

RACE 3 - STATISTICS

CLASS :

23 Starters

Fastest Lap History

NO	NAME	LAP TIME	TIME OF DAY	LAP	VEHICLE
22	Jason O'HALLORAN	1:41.221	16:38:58.152	2	Yamaha
22	Jason O'HALLORAN	1:40.324	16:40:38.476	3	Yamaha
91	Leon HASLAM	1:39.852	16:44:04.111	5	BMW
22	Jason O'HALLORAN	1:39.713	16:45:39.683	6	Yamaha
91	Leon HASLAM	1:39.222	16:45:43.333	6	BMW
21	Christian IDDON	1:39.142	16:47:23.909	7	Ducati
22	Jason O'HALLORAN	1:38.867	16:52:17.170	10	Yamaha

Leader History

NO	NAME	FROM LAP	LAPS LED	DISTANCE	VEHICLE
22	Jason O'HALLORAN	1	15	37.27 miles	Yamaha

MCRCB BULLETIN TK405

2023 Bennetts British Superbike Championship - Round 10

2023 Bennetts British Superbike Championship with Pirelli

RACE 3 - STATISTICS

CLASS : P

2 Starters

Fastest Lap History

NO	NAME	LAP TIME	TIME OF DAY	LAP	VEHICLE
54	Franco BOURNE	1:46.119	16:39:10.757	2	Honda
54	Franco BOURNE	1:43.667	16:40:54.424	3	Honda
54	Franco BOURNE	1:43.086	16:42:37.510	4	Honda
54	Franco BOURNE	1:42.185	16:44:19.695	5	Honda
54	Franco BOURNE	1:41.229	16:51:08.402	9	Honda
54	Franco BOURNE	1:40.963	16:59:34.763	14	Honda
54	Franco BOURNE	1:40.854	17:01:15.617	15	Honda

Leader History

NO	NAME	FROM LAP	LAPS LED	DISTANCE	VEHICLE
54	Franco BOURNE	1	15	37.27 miles	Honda

MCRCB BULLETIN TK406

2023 Bennetts British Superbike Championship - Round 10

2023 Bennetts British Superbike Championship with Pirelli

RACE 3 - SESSION NOTES

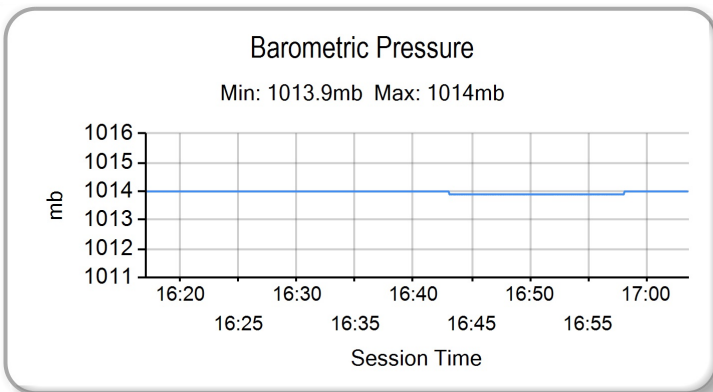
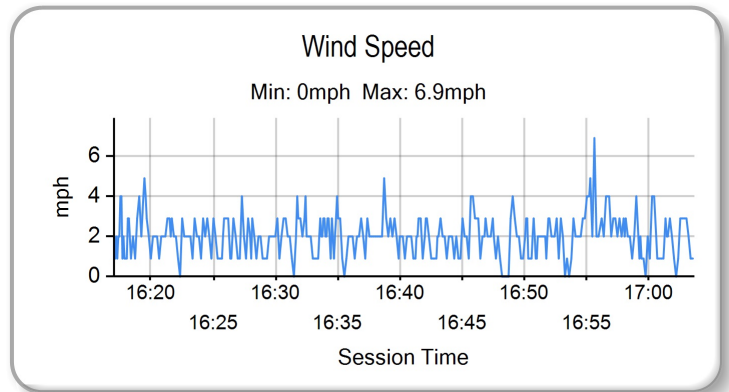
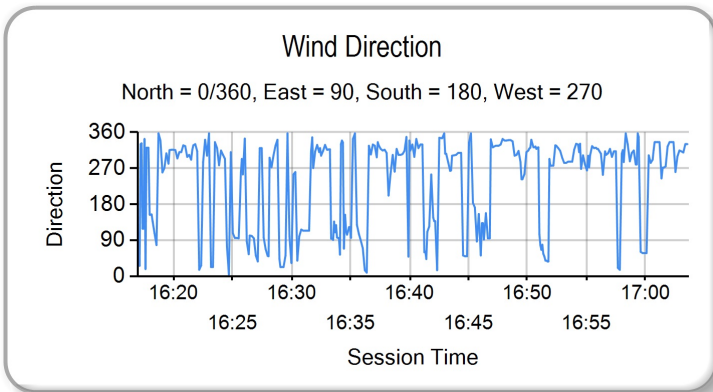
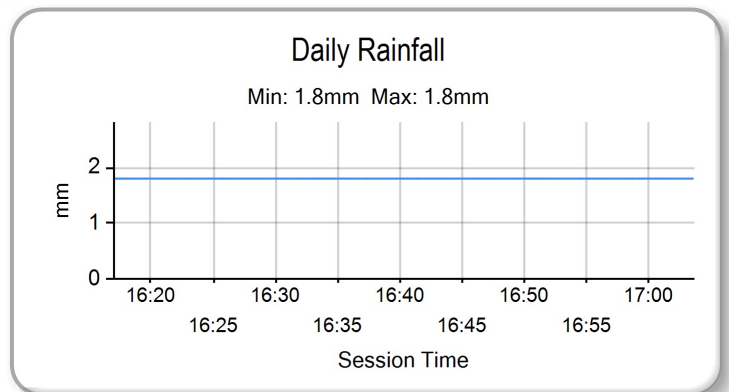
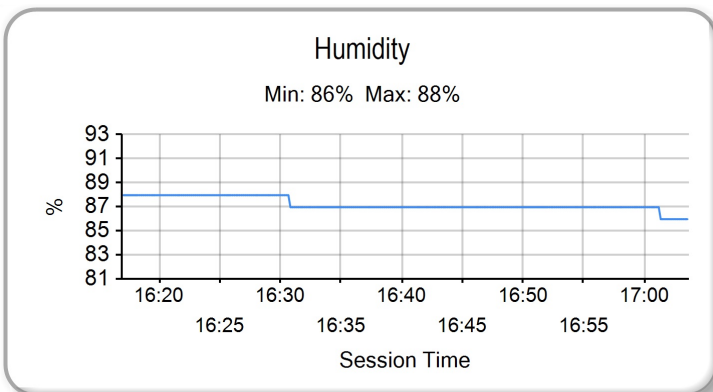
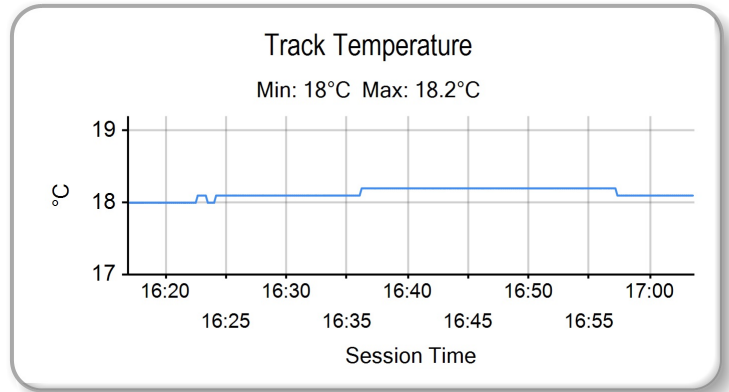
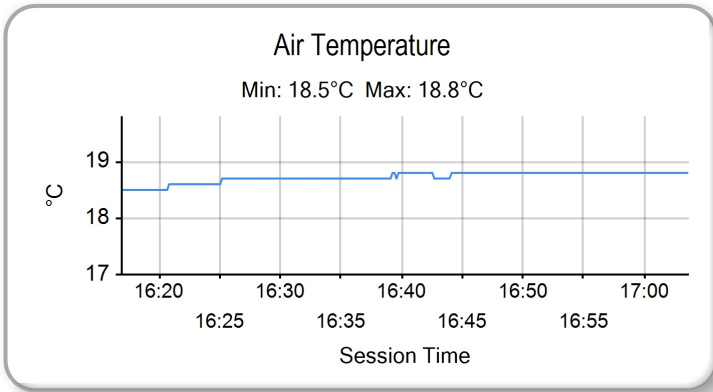
TIME	MESSAGE
16:20:04	PITLANE OPEN
16:25:01	PITLANE CLOSED
16:28:05	5 MINUTES TO WARM UP LAP
16:30:04	3 MINUTES TO WARM UP LAP
16:32:04	1 MINUTE TO WARM UP LAP
16:32:41	30 SECONDS TO WARM UP LAP
16:32:42	
16:32:57	GREEN FLAG - WARM UP LAP
16:34:46	RACE START
16:36:12	NO.2 STOPPED TECHNICAL PROBLEM - HOLLYWOOD
16:36:21	NO JUMP STARTS
16:38:04	NO.7 FALLER AT T4 OLD HAIRPIN - RIDER OK
16:41:30	NO.6 ENTERED PITS
16:41:40	NO.6 RETIRED
16:43:05	NO.75 ENTERED PITS
16:43:22	NO.75 RETIRED
16:44:55	NO.18 RETIRED
16:57:20	TWO THIRDS DISTANCE COMPLETED
17:02:59	RESULT
17:02:59	NO.91 STOPPED TECHNICAL PROBLEM - ESSES
17:03:12	RED FLAG

MCRCB BULLETIN TK407

2023 Bennetts British Superbike Championship - Round 10

2023 Bennetts British Superbike Championship with Pirelli

RACE 3 - WEATHER CONDITIONS



2023 Bennetts British Superbike Championship With Pirelli
RIDERS POINTS AFTER ROUND 30



		TOTAL	GAP	DIFF	MAIN SEASON																								SHOWDOWN			FINALE			Wins	Seconds	Thirds							
					1	2	3	4	5	6	7	8	9	10	11	12	13	14	15	16	17	18	19	20	21	22	23	24	25	26	27	28	29	30				31	32	33				
					7th - 9th April Silverstone National			29th April - 1st May Oulton Park International			19th - 21st May Donington Park GP			16th - 18th June Knockhill			7th - 9th July Snetterton 300			21st - 23rd July Brands Hatch GP			11th - 13th August Thruxton			26th - 28th August Cadwell Park			15th - 17th September Oulton Park International			29th Sept - 1st October Donington Park GP			13th - 15th October Brands Hatch GP									
1	Tommy BRIDEWELL (Ducati)	368			16	16	14	11	18	12	16	16	12	16	16	18	18	18	5	18	18	2	2	1	11	11	18	18	14	25			8			8	6	1						
2	Glenn IRWIN (Ducati)	360.5	7.5		11	14	18	14	16	18	11	14	18	18	12	12	16	3.5	12	16	7	3	3	18	18	16	25	25	22						8	5	3							
3	Kyle RYDE (Yamaha)	333	35	27.5	18	12	9	9	11	14	18	18	16	18	12	3	5	8	1	9	8	10	9	16	16	12	14	20	14	4	25	4			5	3	2							
4	Leon HASLAM (BMW)	327	41	6	10	10	10	16	14	16	14	12	8	10	6	10		14	14		8	10	9	10		12	14	20	18	18	22	22			0	4	6							
5	Lee JACKSON (Kawasaki)	324.5	43.5	2.5	2	6	7	6	8	8	12	11	10	6	10	11	9	9	9	1.5	8	9	11	16	16	10	10	11	22	22	20	16	18	10			0	4	1					
6	Jason O'HALLORAN (Yamaha)	317.5	50.5	7	12	11	12		6	2	18	9	14	14		14	11	10	5.5	10	10	18	18	18	12	14	10	10	10	8		16	25			5	0	4						
7	Josh BROOKES (BMW)	292	76	25.5	14	18	16	18	10	11	10	14	3	7	7	8	16	16		2	7		1		8	8	8	16	16	16	12	10	20			2	3	3						
8	Christian IDDON (Ducati)	264	104	28		5	8	9	9		7	11	11	11	7	11	8	11	7	16	12	3	7	6	9	9	9	12	12	12		20	22			0	2	2						
9	Ryan VICKERS (Yamaha)	246	122	18	3	4	6			9	16	12	9	12	14		7	12	9	11	14	14	12	11	14		8	10	25	14					2	1	4							
10	Jack KENNEDY (Yamaha)	155	213	91	9	9	8	4	7	3		6	4	5	3	3	8	6	4	6	6	3	5	11	6				18	5	16				0	0	0							
11	Charlie NESBITT (Honda)	152.5	215.5	2.5	4		5	2	6	10	7				7	4	5	2.5	5	7	16	14	14			6	4	4		12	18					0	1	2						
12	Peter HICKMAN (BMW)	139	229	13.5	5	4	12	10	3	9	5		4				4	4		6	8	7	7	6		8	6	5	8	6	12					0	0	0						
13	Danny KENT (Honda)	115	253	24	7	8	11	1	5	8					10	10	7	8	14	11	9	6														0	1	1						
14	Storm STACEY (Kawasaki)	110.5	257.5	4.5			7	5	7	5		8	9				4.5	3	5		5	8		7	7		6	10	14							0	0	0						
15	Max COOK (Kawasaki)	80	288	30.5			2	5	4			2	5	2	3	3	2	6	12	12						5	3	3	3	8							0	0	0					
16	Tom NEAVE (Honda)	71	297	9	5	2	2	4		8	2	1	8	9	4	1			2		1		5	6		2		5	3	1							0	0	0					
17	Luke MOSSEY (BMW)	57	311	14	2		3	3				2	2	5	2						4	4	1	3		1		20	5								0	0	1					
18	Andrew IRWIN (Honda)	44	324	13	8	7	10	12	7																													0	0	0				
19	Bradley PERIE (Kawasaki)	36	332	8					1									1			4	5	4	5	5	3	5	2	1								0	0	0					
20	Franco BOURNE (Honda)	30	338	6																	2	3	4	4		1		14	2									0	0	0				
21	Dean HARRISON (Kawasaki)	26	342	4	1		6	4				4	4	6	1																								0	0	0			
22	Danny BUCHAN (BMW)	25	343	1	6				4	6		5								4																			0	0	0			
23	Tito RABAT (Yamaha)	16	352	9												6	3	6		1																			0	0	0			
24	Davey TODD (Honda)	15	353	1			1	1																			4	1	2	6										0	0	0		
25	Jack SCOTT (Kawasaki)	10	358	5								1														2	2	3												0	0	0		
26	Josh OWENS (Honda)	9.5	358.5	0.5	1				2		3			1	2	0.5																								0	0	0		
27	Héctor BARBERÁ (Honda)	9	359	0.5		1			1	3	1		1													1	1													0	0	0		
28	Niccoló CANEPA (Yamaha)	7	361	2																																				0	0	0		
29	Louis VALLELEY (Kawasaki)	6	362	1																																				0	0	0		
30	Tim NEAVE (Yamaha)	6	362	0			3	3																																0	0	0		
31	Luke STAPLEFORD (Kaw / Yam)	4	364	2																							2														0	0	0	
32	Alex OLSEN (Honda)	1	367	3																																						0	0	0

2023 Bennetts British Superbike Championship With Pirelli
 MANUFACTURERS POINTS AFTER ROUND 30



		TOTAL	GAP	DIFF	7th - 9th April Silverstone National			29th April - 1st May Oulton Park International			19th - 21st May Donington Park GP			16th - 18th June Knockhill			7th - 9th July Snetterton 300			21st - 23rd July Brands Hatch GP			11th - 13th August Thruxton			26th - 28th August Cadwell Park			15th - 17th September Oulton Park International			29th Sept - 1st October Donington Park GP			13th - 15th October Brands Hatch GP		
					1	2	3	4	5	6	7	8	9	10	11	12	13	14	15	16	17	18	19	20	21	22	23	24	25	26	27	28	29	30	31	32	33
1	Ducati	479			16	16	18	14	18	18	16	7	16	18	16	18	18	18	18	7	18	18	7	7	6	18	18	18	25	25	25	20	22				
2	Yamaha	470	9		18	12	12	9	11	14	18	18	18	16	18	14	14	11	12	9	11	14	18	18	18	16	16	12	14	20	14	25	25	25			
3	BMW	407	72	63	14	18	16	18	14	16	14	14	8	10	7	10	16	16	14	4	7	8	10	9	10	8	12	14	20	18	18	22	22	20			
4	Kawasaki	335.5	143.5	71.5	2	6	7	7	8	8	12	11	10	8	10	11	9	9	9	4.5	8	9	12	16	16	10	10	11	22	22	20	16	18	14			
5	Honda	278	201	57.5	8	8	11	10	12	7	8	10	7	3	8	9	10	10	7	8	14	11	16	14	14	5	6	4	6	4	4	14	12	18			

CERATIZIT TEAMS TROPHY AFTER ROUND 30

	TOTAL	GAP	DIFF	7th - 9th April Silverstone National			29th April - 1st May Oulton Park International			19th - 21st May Donington Park GP			16th - 18th June Knockhill			7th - 9th July Snetterton 300			21st - 23rd July Brands Hatch GP			11th - 13th August Thruxton			26th - 28th August Cadwell Park			15th - 17th September Oulton Park International			29th Sept - 1st October Donington Park GP			13th - 15th October Brands Hatch GP				
				1	2	3	4	5	6	7	8	9	10	11	12	13	14	15	16	17	18	19	20	21	22	23	24	25	26	27	28	29	30	31	32	33		
				R1	R2	R3	R1	R2	R3	R1	R2	R3	R1	R2	R3	R1	R2	R3	R1	R2	R3	R1	R2	R3	R1	R2	R3	R1	R2	R3	R1	R2	R3	R1	R2	R3		
1	BeerMonster Ducati	376.25			13.5	15	16	12.5	17	15	13.5		15	15	16	17	15	15	17	4.25	15	17	4.5	2.5	2	14.5	14.5	17	21.5	19.5	23.5			8				
2	LAMI OMG Racing Yamaha	346	30.25		10.5	8	7.5	9	11	14	13.5	16	15	12.5	15	13	3	6	10	5	10	14	11	11	10	15	16	12	14	14	12	14.5	19.5	4				
3	ROKIT BMW Motorrad Team	327	49.25	19	10	10	10	16	14	16	14	12	8	10	6	10		14	14			8	10	9	10		12	14	20	18	18	22	22					
4	McAMS Yamaha	273.5	102.75	53.5	12	7	7.5			6	2	18	9	14	14		10	7	8	5.5	10	5.5	18	18	18	12	14	10	10	6	8		10	14				
5	FHO Racing BMW Motorrad	264	112.25	9.5	9.5	18	10	15	10	10.5	6.5	11.5	4	7	7	6	16	16		3	5.5		3.5	8	7	7.5	8	7	12	11	10.5	10	8	16				
6	Oxford Products Racing Ducati	264	112.25	0			5	8	9	9		7	11	11	11	7	11	8	11	7	16	12	3	7	6	9	9	9	12	12		20	20	22				
7	Cheshire Mouldings Kawasaki	258.25	118	5.75	2	6	7	6	5	8	8.5	7.5	10	6	10	6.5	7	5.5	6	2.25	5	7.5	11.5	16	14	10	10	11	13.5	12.5	11.5	9.5	13	10				
8	Mar-Train Racing Yamaha	155	221.25	103.3	9	9	8	4	7	3		6	4	5	3	3	8	6	4	6	6	3	5	11		6					18	5	16					
9	Hawk Racing Honda	148.5	227.75	6.5	4	1		5		2	6	6	7	3			7	2.5	3.5	1.5	5	7	16	14	14			6	4	4			12	18				
10	Lovell Kent Racing Honda	115	261.25	33.5	7	8	11	1	5		8						10	10	7	8	14	11	9	6														
11	Starline Racing Kawasaki	110.5	265.75	4.5			7		5	7	5		8	9					4.5	3	5		5	8		7	7		6	10		14						
12	Honda Racing UK	98.5	277.75	12	8	6	2	6	8	7		8	2	1	8	9	4		1			2		1	2	4	5	4	1.5		5	3	1					
13	Tactix by Lloyd & Jones BMW	57	319.25	41.5		2		3	3					2	2	5	2						4		4	1	3			1		20		5				
14	Lee Hardy Racing Kawasaki	36	340.25	21								1									1			4	5	4	5	5	3	5	2	1						
15	SYNETIQ BMW Motorrad	30	346.25	6	6					4		6			5							4						4		1								
16	DAO Racing Kawasaki	28	348.25	2	1			6	4				4	4	6	1										2												
17	Marvel HCL Motorsport	16	360.25	12																											14		2					
18	Rapid CDH Racing Kawasaki	12.5	363.75	3.5									1													2	2	3										
19	TAG Honda Racing	9	367.25	3.5		1				1	3	1				1										1	1											
20	Milwaukee BMW Motorrad	8	368.25	-6																												2	6					
21	Milenco by Padgetts Motorcycles Honda	2	374.25	7			1	1																														
22	Cumins by Team IWR Honda	1	375.25	7																												1						

2023 Bennetts British Superbike Championship With Pirelli
SPEEDY LEAGUE - DONINGTON PARK GP



		TOTAL	GAP	DIFF	29th September - 1st October Donington Park GP		
					1	2	3
1	Leon HASLAM (BMW)	493			162	169	162
2	Tommy BRIDEWELL (Ducati)	491.3	1.7		160.5	170.3	160.5
3	Christian IDDON (Ducati)	489.5	3.5	1.8	161.7	167.3	160.5
4	Josh BROOKES (BMW)	487.4	5.6	2.1	159.4	168.6	159.4
5	Davey TODD (BMW)	485.4	7.6	2	155.7	167.7	162
6	Charlie NESBITT (Honda)	482.8	10.2	2.6	159	165.6	158.2
7	Max COOK (Kawasaki)	479.9	13.1	2.9	156.7	166.1	157.1
8	Kyle RYDE (Yamaha)	479.7	13.3	0.2	155.7	166.9	157.1
9	Jack KENNEDY (Yamaha)	479.4	13.6	0.3	157.9	164.8	156.7
10	Peter HICKMAN (BMW)	479.4	13.6	0	157.5	164.8	157.1
11	Ryan VICKERS (Yamaha)	479.3	13.7	0.1	158.2	166.9	154.2
12	Tom NEAVE (Honda)	477.6	15.4	1.7	157.1	165.6	154.9
13	Luke MOSSEY (BMW)	477.5	15.5	0.1	158.2	164	155.3
14	Lee JACKSON (Kawasaki)	476.2	16.8	1.3	155.3	165.6	155.3
15	Jason O'HALLORAN (Yamaha)	475.8	17.2	0.4	152.1	167.3	156.4
16	Bradley PERIE (Kawasaki)	473.6	19.4	2.2	152.5	164.4	156.7
17	Jack SCOTT (Kawasaki)	472.7	20.3	0.9	154.2	163.6	154.9
18	Storm STACEY (Kawasaki)	472.2	20.8	0.5	154.9	162	155.3
19	Alex OLSEN (Honda)	471.8	21.2	0.4	154.9	164.4	152.5
20	Louis VALLELEY (Kawasaki)	470.2	22.8	1.6	157.1	162	151.1
21	Brayden ELLIOTT (Kawasaki)	463.7	29.3	6.5	149.4	160.1	154.2
22	Michael DUNLOP (Honda)	460.6	32.4	3.1	156	159.7	144.9
23	Andrew IRWIN (Honda)	458	35	2.6	144.3	165.6	148.1
24	Niccoló CANEPA (Yamaha)	447.6	45.4	10.4	121.7	167.3	158.6
25	Glenn IRWIN (Ducati)	330.7	162.3	116.9	160.9	169.8	
26	Franco BOURNE (Honda)	312.1	180.9	18.6	155.7		156.4



		TOTAL	GAP	DIFF	7th - 9th April Silverstone National	29th April - 1st May Oulton Park International	19th - 21st May Donington Park GP	16th - 18th June Knockhill	7th - 9th July Snetterton 300	21st - 23rd July Brands Hatch GP	11th - 13th August Thruxton	26th - 28th August Cadwell Park	15th - 17th September Oulton Park International	29th Sept - 1 October Donnington Park GP	13th - 15th October Brands Hatch GP
					Rnd 1	Rnd 2	Rnd 3	Rnd 4	Rnd 5	Rnd 6	Rnd 7	Rnd 8	Rnd 9	Rnd 10	Rnd 11
1	Tommy BRIDEWELL (Ducati)	4935.8			531.1	481.9	508.2	447.9	540.2	499.7	453.7	504.8	477	491.3	
2	Leon HASLAM (BMW)	4868.5	67.3		523.4	486.5	509.5	448.5	509.6	481	446.2	489.7	481.1	493	
3	Christian IDDON (Ducati)	4860.1	75.7	8.4	518.4	479.3	505.2	448.6	522.9	484.6	437.8	496.5	477.3	489.5	
4	Lee JACKSON (Kawasaki)	4822.3	113.5	37.8	511.7	474.4	508.2	444.9	513.6	481.7	444.9	492.4	474.3	476.2	
5	Charlie NESBITT (Honda)	4813.4	122.4	8.9	511.8	476.2	501.5	440.4	514.8	475.3	442.6	494	474	482.8	
6	Kyle RYDE (Yamaha)	4804.4	131.4	9	521.1	476.2	496	437.2	516.7	478.7	435	492.8	471	479.7	
7	Storm STACEY (Kawasaki)	4795.2	140.6	9.2	512.9	472.2	500.3	439.8	513.9	487.3	440.8	489.6	466.2	472.2	
8	Luke MOSSEY (BMW)	4730.6	205.2	64.6	493.4	472.1	497.4	442.7	495.7	453.5	450.6	478.6	469.1	477.5	
9	Josh BROOKES (BMW)	4726.8	209	3.8	527.9	482.3	517.7	451.2	518.8	307.8	448.8	505.3	479.6	487.4	
10	Glenn IRWIN (Ducati)	4716.8	219	10	525.2	478.5	510.4	447.2	533.2	481.6	432.3	498.1	479.6	330.7	
11	Jack KENNEDY (Yamaha)	4645.1	290.7	71.7	506.1	473.2	498.5	439.2	514.8	483.5	454.6	324.8	471	479.4	
12	Jason O'HALLORAN (Yamaha)	4626.8	309	18.3	516.5	313.5	499.9	432.5	515.2	474.6	436.7	490.4	471.7	475.8	
13	Jack SCOTT (Kawasaki)	4566.6	369.2	60.2	334.2	464.8	495.2	434.4	504.1	469.9	440.1	485.3	465.9	472.7	
14	Tom NEAVE (Honda)	4481	454.8	85.6	525.6	466.7	501.1	443.2	350.8	473.1	444	490.4	308.5	477.6	
15	Bradley PERIE (Kawasaki)	4279.5	656.3	201.5	496.5	470	490	146.8	328	467	446.5	486.8	474.3	473.6	
16	Max COOK (Kawasaki)	4270.5	665.3	9	498.7	466.7	492.8	443.3	510.4	475.9	434.4		468.4	479.9	
17	Ryan VICKERS (Yamaha)	4165.8	770	104.7	514.4		501.5	438.8	508.7	486.8	436.3	325.6	474.4	479.3	
18	Peter HICKMAN (BMW)	4138.6	797.2	27.2	500.2		504.1	442.9	323.3	472.9	445.2	495.6	475	479.4	
19	Héctor BARBERÁ (Honda)	3806.5	1129.3	332.1	503.1	472.9	499.8	434.4	493.1		451.9	486.9	464.4		
20	Danny KENT (Honda)	3214.8	1721	591.7	506.6	473	504	295.5	515.3	474.6	445.8				
21	Dean HARRISON (Kawasaki)	3014.4	1921.4	200.4	509.2	476.5	161.7	442.3	502.5	473.5	448.7				
22	Franco BOURNE (Honda)	2612.6	2323.2	401.8					447.5	464.3	441.7	479.6	467.4	312.1	
23	Josh OWENS (Honda)	2581.5	2354.3	31.1	505.4	158.2	502.8	439.2	504.1	471.8					
24	Liam DELVES (Kawasaki / Honda)	2507.8	2428	73.7	319.2	468.8	492	435.3	327.6	464.9					
25	Davey TODD (Honda)	2113.4	2822.4	394.4	520.6	471.1	166.5						469.8	485.4	
26	Danny BUCHAN (BMW)	2083.1	2852.7	30.3	342.8		501.1	293	166.1	332.5	447.6				
27	Andrew IRWIN (Honda)	1925.7	3010.1	157.4	496.5	471.4	499.8							458	
28	Louis VALLELEY (Kawasaki)	1837.4	3098.4	88.3							444.2	460.2	462.8	470.2	
29	Tim NEAVE (Yamaha)	1496.2	3439.6	341.2	524.2	472.2	499.8								
30	Luke STAPLEFORD (Kawasaki)	1438.2	3497.6	58		473.2						490	475		
31	Tito RABAT (Yamaha)	1402.1	3533.7	36.1					513.1	452.7	436.3				
32	Michael DUNLOP (Honda)	1233.6	3702.2	168.5		307.8							465.2	460.6	
33	Brayden ELLIOTT (Kawasaki)	922.8	4013	310.8									459.1	463.7	
34	Alex OLSEN (Honda)	471.8	4464	451										471.8	
35	Niccoló CANEPA (Yamaha)	447.6	4488.2	24.2										447.6	
36	Brain McCORMACK (BMW)	298.5	4637.3	149.1		298.5									

	TOTAL	GAP	DIFF	7th - 9th April Silverstone National			29th April - 1st May Oulton Park International			19th - 21st May Donington Park GP			16th - 18th June Knockhill			7th - 9th July Snetterton 300			21st - 23rd July Brands Hatch GP			11th - 13th August Thruxton			26th - 28th August Cadwell Park			15th - 17th September Oulton Park International			29th Sept - 1st October Donington Park GP			13th - 15th October Brands Hatch GP		
				1	2	3	1	2	3	1	2	3	1	2	3	1	2	3	1	2	3	1	2	3	1	2	3	1	2	3	1	2	3			
1 Tom NEAVE (Honda)	104			3			7	6		12			4	9	6	3			10	6	4	2	3	3	7			9	1	1						
2 Bradley PERIE (Kawasaki)	89	15		6	4	4	3	9	7	8	8	5						3	5	1		2	6	1	4	2	3	3	1	2	2					
3 Jack SCOTT (Kawasaki)	86	18	3	4			4	2		8	5	2	5	7			4	3	2	1	2	5	3	3	4	4	3	8	3	4						
4 Christian IDDON (Ducati)	78	26	8			3	3	2		6	10	7	3	6	4	8		4	4	3	1	1	3	1			3	6								
5 Héctor BARBERÁ (Honda)	74	30	4			1	1	4	4	3	9	6		6	4	1	5		2	5	3	5	3	5	4	3										
6 Peter HICKMAN (BMW)	73	31	1			12	4	2		5	7						2		3	8	2		2	9	1		8	8								
7 Franco BOURNE (Honda)	73	31	0											6		3	6	4	7	5	4	4	3	2			17	12								
8 Max COOK (Kawasaki)	66	38	7	3	3		7	2	4	6			8	1		4	8	2						2	7	2	7									
9 Lee JACKSON (Kawasaki)	65	39	1			6	8	1	4	4	1		5	6	2		3	4	7	2			6	1	5											
10 Charlie NESBITT (Honda)	64	40	1	3	1	2			6	8	5					2	1	4	3	3				9	4	2	4	7								
11 Josh BROOKES (BMW)	59	45	5	4	2				4	5			3	3	1		3	6			2	6	2	1	2	9	6									
12 Luke MOSSEY (BMW)	57	47	2	4			3	3		3	5	3		3						4	1	5	2		11	13										
13 Liam DELVES (Kawasaki)	56	48	1	9			4	6	9	6	3		4			2	8	5																		
14 Glenn IRWIN (Ducati)	56	48	0	4	1	1	2	1	8			4		1		10	3		1	2	7	5	1	4	1											
15 Storm STACEY (Kawasaki)	56	48	0	6					8			3	7		13	5								2	5	7										
16 Tommy BRIDEWELL (Ducati)	54	50	2			5	10		2		6	7	3	3		6		1	1		2	4	4													
17 Kyle RYDE (Yamaha)	52	52	2	1			9	3		1	2	2	2	3	3		8			2	1		1		14											
18 Jason O'HALLORAN (Yamaha)	50	54	2					7		4						4		6	8	1	3				16	1										
19 Davey TODD (Honda)	46	58	4	11			8	3	3														2	3	3	6	7									
20 Dean HARRISON (Kawasaki)	41	63	5	2	2	4	7	2			1	4	5	5	5					4																
21 Jack KENNEDY (Yamaha)	41	63	0				4		3	1		1	1					6	1					17	7											
22 Ryan VICKERS (Yamaha)	35	69	6			1			4	4	1		1	12		1	4						1	2	4											
23 Danny KENT (Honda)	33	71	2			3	2	3	5		7		2	1	1	4		5																		
24 Tim NEAVE (Yamaha)	29	75	4	8	6		1	3	8	3																										
25 Louis VALLELEY (Kawasaki)	28	76	1														4		3				5		14	2										
26 Brayden ELLIOTT (Kawasaki)	28	76	0																				5	5	7	5	6									
27 Danny BUCHAN (BMW)	26	78	2						2	6	12								6																	
28 Leon HASLAM (BMW)	25	79	1	4	3		5				1	1	2	2		1	4						1		1											
29 Josh OWENS (Honda)	21	83	4			5	3		3		1		3	2	2	2																				
30 Tito RABAT (Yamaha)	20	84	1											4	4	8		4																		
31 Andrew IRWIN (Honda)	13	91	7	6	4		1	2																												
32 Michael DUNLOP (Honda)	10	94	3																				6		4											
33 Alex OLSEN (Honda)	10	94	0																						10											
34 Luke STAPLEFORD (Yamaha)	9	95	1				1	3									2	3																		
35 Brian McCORMACK (BMW)	3	101	6				3																													
36 Niccolò CANEPA (Yamaha)	2	102	1																									1	1							



2023 Bennetts British Superbike Championship With Pirelli
R&G ROOKIES CUP AFTER ROUND 30

	TOTAL	GAP	DIFF	7th - 9th April Silverstone National			29th April - 1st May Oulton Park International			19th - 21st May Donington Park GP			16th - 18th June Knockhill			7th - 9th July Snetterton 300			21st - 23rd July Brands Hatch GP			11th - 13th August Thruxton			26th - 28th August Cadwell Park			15th - 17th September Oulton Park International			29th Sept - 1st October Donington Park GP			13th - 15th October Brands Hatch GP		
				1	2	3	4	5	6	7	8	9	10	11	12	13	14	15	16	17	18	19	20	21	22	23	24	25	26	27	28	29	30	31	32	33
1	Charlie NESBITT (Honda)	412			18	16	18	18	18	18	18			18	18	18	8	18	18	18	18	18				25	22	25	14	25	25					
2	Max COOK (Kawasaki)	389	23		12	12	12	14	18	12	16	16	18	18	16	16	16	9	16	16	16	16				22	20	22	20	22	14					
3	Bradley PERIE (Kawasaki)	355	57	34	14	14	14	12	14	14	12	14	14		14		6	14	10	14	16	14	18	18	18	18	25	20	16	12						
4	Jack SCOTT (Kawasaki)	320	92	35	10			11	11	10	11	12	16	18	14	12				11	12	11	14	14	14	14	16	16	18	18	18					
5	Davey TODD (Honda)	188	224	132	11	16	11	10	16	16	10															20	18	18	20	22						
6	Franco BOURNE (Honda)	178.5	233.5	9.5											12		5.5	14	12	14	12	16	16	16	16			25	20							
7	Tim NEAVE (Yamaha)	121	291	57.5	16	18	18	16	12	11	14	16																								
8	Louis VALLELEY (Kawasaki)	87	325	34																	10	11	10	12			12		22	10						
9	Brayden ELLIOTT (Kawasaki)	58	354	29																						12	14		16	16						

2023 Bennetts British Superbike Championship With Pirelli
 DATATAG Fast Start League



		TOTAL	GAP	DIFF	7th - 9th April Silverstone National			29th April - 1st May Oulton Park International			19th - 21st May Donington Park GP			16th - 18th June Knockhill			7th - 9th July Snetterton 300			21st - 23rd July Brands Hatch GP			11th - 13th August Thruxton			26th - 28th August Cadwell Park			15th - 17th September Oulton Park International			29th Sept - 1st October Donington Park GP			13th - 15th October Brands Hatch GP		
					1	2	3	1	2	3	1	2	3	1	2	3	1	2	3	1	2	3	1	2	3	1	2	3	1	2	3	1	2	3			
1	Kyle RYDE (Yamaha)	7			1	1					1	1	1		1								1														
2	Tommy BRIDEWELL (Ducati)	5	2				1									1	1										1	1									
3	Jason O'HALLORAN (Yamaha)	4	3	1										1	1							1												1			
4	Josh BROOKES (BMW)	3	4	1		1	1								1																						
5	Glenn IRWIN (Ducati)	3	4	0											1							1			1												
6	Leon HASLAM (BMW)	3	4	0																		1	1										1				
7	Danny KENT (Honda)	2	5	1																																	
8	Ryan VICKERS (Yamaha)	1	6	2																																	
8	Andrew IRWIN (Honda)	1	6	2			1																														
9	Max COOK (Kawasaki)	1	6	1																		1															