

OMOLOGATO®



PIRELLI

SUPERSTOCK

NATIONAL CHAMPIONSHIP

 **Santander**
Consumer Finance

PIRELLI NATIONAL SUPERSTOCK CHAMPIONSHIP

With Santander Consumer Finance

MSVR
MOTORSPORT VISION RACING

Round 6

Brands Hatch GP

21st – 23rd July 2023



SPORTS TIMING

TIMING SOLUTIONS LTD

Timing & Results Provided by Timing Solutions Ltd

www.tsl-timing.com

Brands Hatch GP

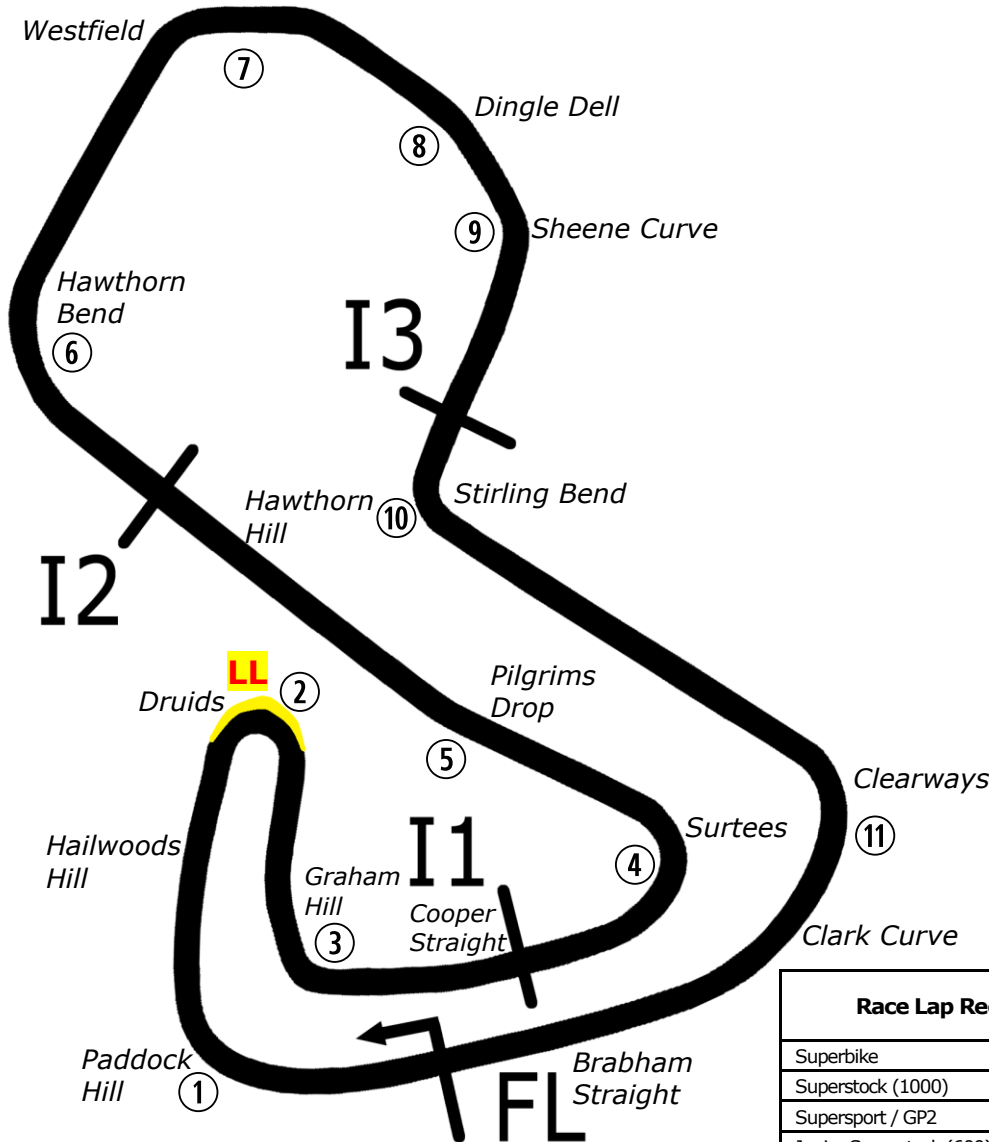
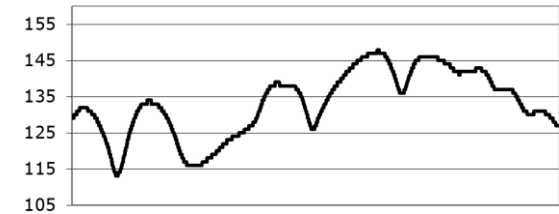


SPORTS TIMING

TIMING SOLUTIONS LTD



Circuit Altitude (m)



Length	2.4332 miles	3916.0 m	
FL		51.36032 N	0.26032 E
I1	1116m	51.35934 N	0.25955 E
I2	1796m	51.35628 N	0.22660 E
I3	2928m	51.35532 N	0.26250 E
Pit Entry	3646m	51.35911 N	0.25743 E
Pit Exit	83m after FL	51.36017 N	0.26051 E
Pit Entry-Pit Exit 332m, 19.9s @60kph, 14.9s @80kph			

LL - Long Lap - Outside of turn 2 (Druids)

Best Sector Information (Any Session)

Race Lap Records		Sector 1 (FL - I1)	I1 Trap (mph)	Sector 2 (I1 - I2)	I2 Trap (mph)	Sector 3 (I2 - I3)	I3 Trap (mph)	Sector 4 (I3 - FL)	F/L Trap (mph)
Superbike	1:24.873	26.954	133.1	14.497	171.1	23.022	104.2	19.625	168.1
Superstock (1000)	1:27.058	27.473	128.0	14.890	166.9	23.527	100.6	20.180	164.4
Supersport / GP2	1:27.675	27.760	123.5	15.236	156.7	23.473	101.2	20.575	156.8
Junior Superstock (600)	1:29.845	28.321	120.0	15.580	153.5	23.915	100.4	20.969	149.8
Sidecar 600	1:31.707	28.717	108.9	16.713	136.3	23.586	101.8	21.991	131.0
BTC 2020	1:36.497	29.896	105.6	17.483	127.5	25.127	94.6	22.915	125.6
Junior Supersport	1:40.457	31.026	97.3	18.417	120.0	26.096	92.8	23.832	118.9
BMW F900 R Cup	TBE	TBE	TBE	TBE	TBE	TBE	TBE	TBE	TBE
BSB Best Ever Lap	1:24.163	Shane Byrne - Be Wiser Ducati - (Q3 14/10/17)							

START LIST



NO	CL	NAME	NAT	ENTRY
3		Billy McCONNELL	McC	AUS Honda - C&L Fairburn Properties Jackson Racing
4		Dan LINFOOT	LIN	GBR Honda - Optimum Bikes Racing Ltd
5		Richard KERR	KER	IRL Honda - AMD Motorsport
8		Lewis ROLLO	ROL	GBR Aprilia - IN Competition / Aprilia
10		Joe SHELDON-SHAW	SSH	GBR Kawasaki - Team SBR Kawasaki
11		Simon REID	REI	GBR Honda - C&L Fairburn Properties Jackson Racing
12		Luke HEDGER	HED	GBR Kawasaki - MAD Racing
17		Matty WHELAN	WHE	GBR Suzuki - Milestone by ATS Racing
18		Shaun WINFIELD	WIN	GBR Honda - TAG Racing
19		Joe TALBOT	TAL	GBR Honda - JR Performance Racing
23		David ALLINGHAM	ALL	GBR Honda - SMS Racing
24		Conor CUMMINS	CUM	GBR Honda - Milenco by Padgetts Motorcycles
25		Jorel BOERBOOM	BOE	NLD Kawasaki - G&S Racing
26		Joe MOORE	MOO	GBR Suzuki - Clearline Racing
27		Max SYMONDS	SYM	GBR Yamaha - Symonds Racing
30		Phil ROOKE	ROO	GBR Kawasaki - Fly a Spitfire Racing
31		Sam COX	COX	GBR BMW - Sam Cox Racing with Armada Marine Cables
33		Connor THOMSON	THO	GBR Kawasaki - Sound Advice Hearing Racing
34		Alastair SEELEY	SEE	GBR BMW - SYNETIQ BMW Motorrad
37		James HILLIER	HIL	GBR Yamaha - LAMI OMG Racing Yamaha
39		Max MORGAN	MOR	GBR Kawasaki - MSS Performance
40		Joe FRANCIS	FRA	GBR Kawasaki - STAUFF Fluid Power / GR Motosport
45		Scott SWANN	SWA	GBR Yamaha - Swann Racing
51		Brayden ELLIOTT	ELL	AUS Kawasaki - DAO Racing
55		Ash BEECH	BEE	GBR Honda - Jones Dorling Racing
57		Richard WHITE	WHI	GBR BMW - Trackdudes powered by Hilltop Motorcycles
59		Matt TRUELOVE	TRU	GBR Honda - TAG Racing
61		Dave SELLERS	SEL	GBR Suzuki - True Heroes Racing
75		Alex OLSEN	OLS	GBR Honda - Cumins by Team IWR Honda
77		Brent HARRAN	HRN	ZAF Honda - Optimum Bikes Racing Ltd
79		Jason BURRILL	BUR	GBR BMW - Burrill Racing
80		Callum BEY	BEY	GBR Suzuki - FilterLogic by EightZero Racing
90		Rory PARKER	PAR	GBR Suzuki - RP Racing
96		Kieran SMITH	SMI	GBR Honda - Corkie Racing
99		Ben LUXTON	LUX	GBR Honda - Ben Luxton Racing

Total Competitors: 35

Brands Hatch GP: 2.4332 miles

Results can be found at www.britishsuperbike.com

Printed - 11:30 Tuesday, 18 July 2023



2022 Pirelli National Superstock Championship with Santander Consumer Finance
RIDER PERFORMANCE CHART AFTER ROUND 7



#	NAME / BIKE	7th - 9th April	Silverstone National	29th April - 1st May Oulton Park International	19th - 21st May Donington Park GP	16th - 18th June	Knockhill	7th - 9th July Snetterton 300	21st - 23rd July	Brands Hatch GP	11th - 13th August	Thruxton	26th - 28th August Cadwell Park	13th - 17th September	14th Oulton Park International	15th Sept - 1st October	16th Donington Park National	17th - 15th October	18th Brands Hatch GP
		1	2	3	4	5	6	7	8	9	10	11	12	13	14	15	16	17	18
2	John McGUINNESS (Honda)	22	20	20															
3	Billy McCONNELL (Honda)	3	DNF	DNF	DNF	7	4	3											
4	Dan LINFOOT (Honda)	4	2*	1	2	1*	1*	1											
5	Richard KERR (Honda)	5	5	2	1	2	2	4											
6	Criag NEVE (Honda)	25	DNF	DNQ															
7	Kade VERWEY (BMW)	15	14																
8	Lewis ROLLO (Aprilia)	8	DNF	7	5	4	14	10											
9	Michael DUNLOP (Honda)	DNF	17																
10	Joe SHELDON-SHAW (Suzuki)	13	11	6	DNS														
11	Simon REID (Honda)	21	19	16	15	16	16	DNF											
12	Luke HEDGER (Kawasaki)	18	16	5	11	10	6	9											
13	Lewis PATERSON (Suzuki)					DNF	21												
15	Nathan HARRISON (Honda)	24	DNF	15															
17	Matty WHELAN (Suzuki)	32	24	24	17	21	DNF	23											
18	Shaun WINFIELD (Honda)	DNF	DNF	9	14	13	15	11											
19	Joe TALBOT (Honda)	6*	4	4	4	6	8	5											
20	David JOHNSON (Honda)	DNF	29																
22	Dave MACKAY (Suzuki)	DNQ	28																
23	David ALLINGHAM (Honda)	11	9	8	8	12	12	13											
24	Conor CUMMINS (Honda)	19	18	12				14											
25	Jorel BOERBOOM (Kawasaki)	31	25	DNF	20	DNF	DNS	20											
26	Joe MOORE (Suzuki)	29	22	23	18	20	19	21											
27	Max SYMONDS (Yamaha)	30	DNF	14	DQ			18											
28	Shane RICHARDSON (Kawasaki)			DNQ															
30 / 38	Phil ROOKE (Kawasaki)	DNQ	DNQ		DNF			28											
31	Sam COX (BMW)	16	15	DNF	16			DQ											
33	Connor THOMSON (Kawasaki)			30	25			26											
34	Alastair SEELEY (BMW)	10	6	DNF	3*	5	3	6											
35	Stephen SMITH (Honda)			27	27														
36	Jamie COWARD (Honda)	DNQ	DNQ	22															
37	James HILLIER (Yamaha)	23	DNS	19				15											
39	Max MORGAN (Kawasaki)	DNF	DNF	29	24			19											
40	Joe FRANCIS (Kawasaki)	7	7	DNF	12	11	10	22											
41	Peter ECCLES				DNF														
42	Jonathan PERRY (Kawasaki)	34	DNF																
45	Scott SWANN (Yamaha)	DNF	DNS	18	10	DNS	DNF												
50	Michael EVANS (Suzuki)	26	27	DNF															
51	Brayden ELLIOTT (Kawasaki)	17	12	DNS	9	14	9	7											
53	Josh WAINWRIGHT (Honda)	20	21																
54	Franco BOURNE (Honda)	2	1	3	DNF	8	5												
55	Ash BEECH (Honda)	14	13	11	13	9	11	12											
57	Richard WHITE (BMW)			21	21	22	DNF	DNF											
59	Matt TRUELOVE (Honda)	12	10	13	DNF	19	17	DNF											
61	Dave SELLERS (Suzuki)			25	DNF														
61	Jake ARCHER (Suzuki)							24											
62	Sam WEST (BMW)	27	23																
75	Alex OLSEN (Honda)	1	3	DNF	6	3	DNF	2*											
77	Brent HARRAN (Honda)	28	DNF	DNS	7	15	7	8											
79	Jason BURRILL (BMW)				DNF			27											
80	Callum BEY (Suzuki)			28	19	DNS	20	25											
83	Forest DUNN (Suzuki)	DNQ	DNQ																
86	Frederico LOPES-REGO (BMW)	DNQ	DNF	DNF				DNF											
90	Rory PARKER (Suzuki)			26	23			DNF											
93	James SKELDING (Kawasaki)	DNF	DNF																
94	Lee WILLIAMS (Kawasaki)			DNF	DNF														
96	Kieran SMITH (Honda)	33	26	17	22	18	18	17											
97	Andrew WILLIAMS (Suzuki)				26														
99	Ben LUXTON (Honda)	9	8	10	DNF	17	13	16											

* Denotes Fastest Lap | DNF = Did Not Finish | DNQ = Did Not Qualify | DNS = Did Not Start |
NC = Finished but Not Classified | DQ = Disqualified | Change of Team/Machine ||

Denotes Pole Position

Wildcard / None Points Scorer

2023 Pirelli National Superstock Championship with Santander Consumer Finance
LAPS LED AFTER ROUND 7



#	NAME / BIKE	1 7th - 9th April	2 Silverstone National	3 29th April - 1st May Oulton Park International	4 19th - 21st May Donington Park GP	5 16th - 18th June	6 Knockhill	7 7th - 9th July Snetterton 300	8 21st - 23rd July	9 Brands Hatch GP	10 11th - 13th August	11 Thruxton	12 26th - 28th August Cadwell Park	13 15th - 17th September	14 Oulton Park International	15 29th Sept - 1st October	16 Donington Park National	17 13th - 15th October	18 Brands Hatch GP	TOTAL
4	Dan LINFOOT (Honda)	5		1	5	14	21	11												57
54	Franco BOURNE (Honda)		21	3																24
75	Alex OLSEN (Honda)	17		1																18
5	Richard KERR (Honda)			3	6	2	3													14
34	Alastair SEELEY (BMW)			6	3			1												10
19	Joe TALBOT (Honda)				1															1

BOLD NUMBER INDICATES RACE WINNER

FREE PRACTICE 1 - CLASSIFICATION

POS	NO	NAME	NAT	ENTRY	TIME	ON	LAPS	GAP	DIFF	MPH
1	75	Alex OLSEN	GBR	Honda - Cumins by Team IWR Honda	1:26.694	11	13			101.04
2	4	Dan LINFOOT	GBR	Honda - Optimum Bikes Racing Ltd	1:26.823	10	12	0.129	0.129	100.89
3	5	Richard KERR	IRL	Honda - AMD Motorsport	1:27.302	4	13	0.608	0.479	100.33
4	19	Joe TALBOT	GBR	Honda - JR Performance Racing	1:27.407	9	13	0.713	0.105	100.21
5	34	Alastair SEELEY	GBR	BMW - SYNETIQ BMW Motorrad	1:27.553	9	14	0.859	0.146	100.05
6	51	Brayden ELLIOTT	AUS	Kawasaki - DAO Racing	1:28.170	9	13	1.476	0.617	99.35
7	3	Billy McCONNELL	AUS	Honda - C&L Fairburn Properties Jackson Racing	1:28.238	7	7	1.544	0.068	99.27
8	12	Luke HEDGER	GBR	Kawasaki - MAD Racing	1:28.274	9	14	1.580	0.036	99.23
9	40	Joe FRANCIS	GBR	Kawasaki - STAUFF Fluid Power / GR Motosport	1:28.335	9	12	1.641	0.061	99.16
10	8	Lewis ROLLO	GBR	Aprilia - IN Competition / Aprilia	1:28.465	11	12	1.771	0.130	99.02
11	55	Ash BEECH	GBR	Honda - Jones Dorling Racing	1:28.501	9	15	1.807	0.036	98.98
12	18	Shaun WINFIELD	GBR	Honda - TAG Racing	1:28.588	6	10	1.894	0.087	98.88
13	23	David ALLINGHAM	GBR	Honda - SMS Racing	1:28.835	10	11	2.141	0.247	98.60
14	99	Ben LUXTON	GBR	Honda - Ben Luxton Racing	1:28.870	8	14	2.176	0.035	98.56
15	77	Brent HARRAN	ZAF	Honda - Optimum Bikes Racing Ltd	1:28.936	11	14	2.242	0.066	98.49
16	37	James HILLIER	GBR	Yamaha - LAMI OMG Racing Yamaha	1:28.958	15	15	2.264	0.022	98.47
17	24	Conor CUMMINS	GBR	Honda - Milenco by Padgetts Motorcycles	1:29.331	14	16	2.637	0.373	98.06
18	59	Matt TRUELOVE	GBR	Honda - TAG Racing	1:29.386	9	10	2.692	0.055	98.00
19	31	Sam COX	GBR	BMW - Sam Cox Racing with Armada Marine Cables	1:30.028	10	13	3.334	0.642	97.30
20	11	Simon REID	GBR	Honda - C&L Fairburn Properties Jackson Racing	1:30.258	5	10	3.564	0.230	97.05
21	39	Max MORGAN	GBR	Kawasaki - MSS Performance	1:30.282	10	10	3.588	0.024	97.02
22	57	Richard WHITE	GBR	BMW - Trackdudes powered by Hilltop Motorcycles	1:30.579	12	12	3.885	0.297	96.70
23	27	Max SYMONDS	GBR	Yamaha - Symonds Racing	1:30.666	7	11	3.972	0.087	96.61
24	80	Callum BEY	GBR	Suzuki - FilterLogic by EightZero Racing	1:31.314	12	15	4.620	0.648	95.93
25	26	Joe MOORE	GBR	Suzuki - Clearline Racing	1:31.359	14	14	4.665	0.045	95.88
26	25	Jorel BOERBOOM	NLD	Kawasaki - G&S Racing	1:31.605	2	13	4.911	0.246	95.62
27	33	Connor THOMSON	GBR	Kawasaki - Sound Advice Hearing Racing	1:31.819	13	13	5.125	0.214	95.40
28	10	Joe SHELDON-SHAW	GBR	Kawasaki - Team SBR Kawasaki	1:31.856	6	9	5.162	0.037	95.36
29	96	Kieran SMITH	GBR	Honda - Corkie Racing	1:32.056	12	12	5.362	0.200	95.15
30	17	Matty WHELAN	GBR	Suzuki - Milestone by ATS Racing	1:32.465	7	14	5.771	0.409	94.73
31	79	Jason BURRILL	GBR	BMW - Burrill Racing	1:35.339	12	13	8.645	2.874	91.88

QUALIFYING LAPTIME (110.0% of 1:26.694) = 1:35.363

32	30	Phil ROOKE	GBR	Kawasaki - Fly a Spitfire Racing	1:36.475	9	10	9.781	1.136	90.79
33	61	Scott McFARLANE	GBR	Suzuki - True Heroes Racing	1:37.086	10	13	10.392	0.611	90.22
34	45	Scott SWANN	GBR	Yamaha - Swann Racing	1:41.755	2	2	15.061	4.669	86.08

Weather / Track : Cloudy / Dry

These results are provisional until the conclusion of any judicial and technical matters.

Brands Hatch GP: 2.4332 miles

Date: 21/07/2023 Start: 10:45 Finish: 11:10

Race Director : Stuart Higgs

Stewards :

Timekeeper : Richard Evans

S. Higgs

R. EVANS

Digitally Approved at 11:22 Friday, 21 July 2023

Digitally Approved at 11:20 Friday, 21 July 2023

Results can be found at www.britishsuperbike.com

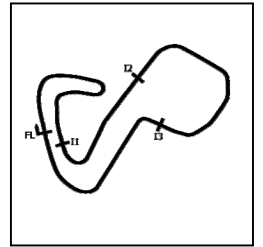
Printed - 11:13 Friday, 21 July 2023

MCRCB BULEETIN TK023

2023 Bennetts British Superbike Championship - Round 6

2023 Pirelli National Superstock with Santander Consumer Finance

FREE PRACTICE 1 - SECTOR ANALYSIS



SECTOR 1 = FL to I1, SECTOR 2 = I1 to I2 SECTOR 3 = I2 to I3, SECTOR 4 = I3 to FL, DIFF = Difference To Personal Best Lap, P = Crossed Finish Line in Pit Lane, D = Time Disallowed

P1 75 Alex OLSEN		Honda - Cumins by Team IWR Honda											
IDEAL LAP TIME : 1:26.636		BEST LAP TIME : 1:26.694				DIFFERENCE : 0.058							
LAP	SECTOR 1	SECTOR 2		SECTOR 3		SECTOR 4		LAP TIME	MPH	DIFF	TIME OF DAY		
1 -	OUTLAP	102.2	15.966	139.8	25.530	80.5	23.832	154.9	1:36.402	90.86	9.708	10:47:13.180	
2 -	28.569	113.1	15.351	152.1	24.326	96.6	20.778	158.6	1:29.024	98.39	2.330	10:48:42.204	
3 -	28.475	111.6	15.661	156.7	24.164	93.8	20.695	158.6	1:28.995	98.43	2.301	10:50:11.199	
4 -	27.967	120.0	15.186	161.3	24.276	89.2	20.428	160.1	1:27.857	99.70	1.163	10:51:39.056	
5 -	29.506	104.6	15.692	146.5	25.164	87.3	IN PIT		6:51.603	P	21.28	5:24.909	10:58:30.659
6 -	OUTLAP	105.8	15.549	157.1	25.199	86.9	20.567	159.0	1:32.974	94.21	6.280	11:00:03.633	
7 -	27.728	122.9	15.058	160.5	23.749	94.2	20.392	160.1	1:26.927	(2)	100.77	0.233	11:01:30.560
8 -	31.171	96.2	16.018	146.5	28.054	85.0	20.602	158.6	1:35.845	91.39	9.151	11:03:06.405	
9 -	27.817	123.3	15.079	161.3	23.792	96.4	20.269	160.1	1:26.957	(3)	100.73	0.263	11:04:33.362
10 -	34.160	78.2	17.947	87.3	31.918	91.9	20.416	159.4	1:44.441	83.87	17.747	11:06:17.803	
11 -	27.628	123.8	15.068	162.4	23.797	95.3	20.201	161.3	1:26.694	(1)	101.04		11:07:44.497
12 -	30.250	109.6	15.839	146.8	28.098	64.7	23.446	145.2	1:37.633	89.72	10.939	11:09:22.130	
13 -	29.791	107.7	15.527	152.8	24.900	86.2	21.106	148.1	1:31.324	95.92	4.630	11:10:53.454	

P2 4 Dan LINFOOT		Honda - Optimum Bikes Racing Ltd											
IDEAL LAP TIME : 1:26.687		BEST LAP TIME : 1:26.823				DIFFERENCE : 0.136							
LAP	SECTOR 1	SECTOR 2		SECTOR 3		SECTOR 4		LAP TIME	MPH	DIFF	TIME OF DAY		
1 -	OUTLAP	109.2	15.592	150.1	25.207	82.9	20.799	158.6	1:33.541	93.64	6.718	10:47:26.522	
2 -	27.880	120.6	15.314	157.1	24.832	87.1	20.823	160.1	1:28.849	98.59	2.026	10:48:55.371	
3 -	27.738	123.1	15.083	164.0	23.823	90.8	20.355	162.0	1:26.999	(3)	100.68	0.176	10:50:22.370
4 -	28.567	106.1	15.369	150.8	24.296	91.1	20.507	156.7	1:28.739	98.71	1.916	10:51:51.109	
5 -	27.741	123.5	15.072	165.2	23.933	91.0	20.326	162.4	1:27.072	100.60	0.249	10:53:18.181	
6 -	28.616	117.5	15.192	156.4	24.156	91.6	20.569	161.3	1:28.533	98.94	1.710	10:54:46.714	
7 -	28.199	118.1	15.092	150.8	24.294	89.2	20.633	159.7	1:28.218	99.29	1.395	10:56:14.932	
8 -	27.731	122.0	15.050	157.9	25.281	83.1	IN PIT		8:30.908	P	17.14	7:04.085	11:04:45.840
9 -	OUTLAP	117.9	15.276	156.4	24.392	87.0	20.776	159.4	1:30.313	96.99	3.490	11:06:16.153	
10 -	27.657	125.2	15.009	166.9	23.850	93.7	20.307	160.9	1:26.823	(1)	100.89		11:07:42.976
11 -	28.723	117.3	19.313	77.7	30.664	77.9	21.763	160.5	1:40.463	87.19	13.640	11:09:23.439	
12 -	27.836	122.9	15.023	163.2	23.724	92.3	20.297	160.9	1:26.880	(2)	100.82	0.057	11:10:50.319

P3 5 Richard KERR		Honda - AMD Motorsport											
IDEAL LAP TIME : 1:27.139		BEST LAP TIME : 1:27.302				DIFFERENCE : 0.163							
LAP	SECTOR 1	SECTOR 2		SECTOR 3		SECTOR 4		LAP TIME	MPH	DIFF	TIME OF DAY		
1 -	OUTLAP	103.0	15.751	144.6	25.226	75.3	21.106	157.5	1:33.244	93.94	5.942	10:47:12.314	
2 -	28.550	116.1	15.224	153.5	26.244	78.9	21.045	159.0	1:31.063	96.19	3.761	10:48:43.377	
3 -	28.016	107.8	15.491	162.0	24.409	86.5	20.926	159.0	1:28.842	98.60	1.540	10:50:12.219	
4 -	27.952	121.3	14.889	166.9	24.007	89.2	20.454	160.9	1:27.302	(1)	100.33		10:51:39.521
5 -	28.349	117.1	15.268	159.7	24.287	90.9	20.671	159.0	1:28.575	98.89	1.273	10:53:08.096	
6 -	27.804	124.2	15.004	162.0	24.160	89.7	20.488	158.6	1:27.456	(2)	100.16	0.154	10:54:35.552
7 -	29.920	106.6	15.679	139.5	26.305	83.9	IN PIT		7:38.086	P	19.12	6:10.784	11:02:13.638
8 -	OUTLAP	103.2	15.942	141.8	25.402	81.0	21.833	159.4	1:35.903	91.34	8.601	11:03:49.541	
9 -	27.988	124.2	15.030	166.1	23.992	90.9	20.532	157.9	1:27.542	(3)	100.06	0.240	11:05:17.083
10 -	28.548	113.9	15.240	160.9	24.470	80.1	24.995	157.9	1:33.253	93.93	5.951	11:06:50.336	
11 -	27.809	119.1	14.995	166.9	24.085	92.5	20.897	158.6	1:27.786	99.78	0.484	11:08:18.122	
12 -	29.727	101.3	15.649	153.9	24.699	87.0	20.689	158.6	1:30.764	96.51	3.462	11:09:48.886	
13 -	27.901	120.4	15.357	160.5	24.096	92.4	20.502	158.2	1:27.856	99.70	0.554	11:11:16.742	

MCRCB BULEETIN TK023

2023 Bennetts British Superbike Championship - Round 6

2023 Pirelli National Superstock with Santander Consumer Finance

FREE PRACTICE 1 - SECTOR ANALYSIS



SECTOR 1 = FL to I1, SECTOR 2 = I1 to I2 SECTOR 3 = I2 to I3, SECTOR 4 = I3 to FL, DIFF = Difference To Personal Best Lap, P = Crossed Finish Line in Pit Lane, D = Time Disallowed

P4 19		Joe TALBOT				Honda - JR Performance Racing						
IDEAL LAP TIME : 1:27.378		BEST LAP TIME : 1:27.407				DIFFERENCE : 0.029						
LAP	SECTOR 1	SECTOR 2		SECTOR 3		SECTOR 4		LAP TIME	MPH	DIFF	TIME OF DAY	
1 -	OUTLAP	106.1	15.819	144.6	25.358	82.4	20.955	160.1	1:33.221	93.96	5.814	10:47:10.622
2 -	28.443	117.9	15.286	154.2	24.726	91.0	20.671	156.4	1:29.126	98.28	1.719	10:48:39.748
3 -	28.599	118.9	15.335	160.5	24.585	92.3	20.553	160.5	1:29.072	98.34	1.665	10:50:08.820
4 -	28.007	120.6	15.422	158.6	24.760	91.8	20.566	159.0	1:28.755	98.69	1.348	10:51:37.575
5 -	28.235	116.5	15.468	155.7	24.527	94.5	20.708	157.9	1:28.938	98.49	1.531	10:53:06.513
6 -	28.226	111.6	15.442	163.6	24.436	91.5	IN PIT		7:30.764	P 19.43	6:03.357	11:00:37.277
7 -	OUTLAP	101.2	15.589	154.6	24.280	93.3	20.614	159.4	1:31.813	95.40	4.406	11:02:09.090
8 -	27.866	121.5	15.007	155.7	24.545	96.6	20.509	161.7	1:27.927	(3) 99.62	0.520	11:03:37.017
9 -	27.874	121.3	15.028	164.0	24.071	94.2	20.434	160.1	1:27.407	(1) 100.21		11:05:04.424
10 -	29.335	114.3	15.459	152.5	28.076	89.0	21.876	160.9	1:34.746	92.45	7.339	11:06:39.170
11 -	28.049	116.5	15.063	158.2	24.210	93.9	20.497	160.1	1:27.819	(2) 99.74	0.412	11:08:06.989
12 -	28.355	120.2	15.262	156.4	24.397	90.8	20.476	158.6	1:28.490	98.99	1.083	11:09:35.479
13 -	28.064	122.9	15.180	160.5	24.270	93.2	20.508	157.9	1:28.022	99.51	0.615	11:11:03.501

P5 34		Alastair SEELEY				BMW - SYNETIQ BMW Motorrad						
IDEAL LAP TIME : 1:27.526		BEST LAP TIME : 1:27.553				DIFFERENCE : 0.027						
LAP	SECTOR 1	SECTOR 2		SECTOR 3		SECTOR 4		LAP TIME	MPH	DIFF	TIME OF DAY	
1 -	OUTLAP	105.5	15.537	151.1	25.115	87.2	21.150	157.5	1:33.265	93.92	5.712	10:47:15.886
2 -	28.768	118.1	15.116	157.9	24.873	89.4	20.600	159.7	1:29.357	98.03	1.804	10:48:45.243
3 -	28.376	114.5	15.064	144.9	25.587	88.6	20.889	148.1	1:29.916	97.42	2.363	10:50:15.159
4 -	28.445	114.7	15.233	157.1	24.427	91.5	20.766	160.9	1:28.871	98.56	1.318	10:51:44.030
5 -	28.155	113.9	15.030	156.7	24.304	91.5	20.399	160.9	1:27.888	(2) 99.67	0.335	10:53:11.918
6 -	28.401	117.9	14.974	159.4	24.449	91.1	IN PIT		5:32.642	P 26.33	4:05.089	10:58:44.560
7 -	OUTLAP	110.9	15.233	158.6	24.840	92.1	20.775	160.1	1:33.013	94.17	5.460	11:00:17.573
8 -	28.224	119.6	14.955	160.9	24.182	93.0	20.710	160.5	1:28.071	(3) 99.46	0.518	11:01:45.644
9 -	28.043	119.4	14.972	162.4	24.129	94.7	20.409	160.9	1:27.553	(1) 100.05		11:03:13.197
10 -	28.348	116.5	15.061	162.8	24.175	94.6	20.606	160.9	1:28.190	99.32	0.637	11:04:41.387
11 -	28.459	117.7	17.014	115.5	32.184	92.6	20.784	157.5	1:38.441	88.98	10.888	11:06:19.828
12 -	28.265	117.7	15.078	159.7	24.393	92.4	20.755	160.5	1:28.491	98.99	0.938	11:07:48.319
13 -	28.255	120.2	15.058	161.7	24.463	91.5	20.664	159.7	1:28.440	99.04	0.887	11:09:16.759
14 -	28.202	118.3	15.077	159.4	24.308	93.0	20.738	160.9	1:28.325	99.17	0.772	11:10:45.084

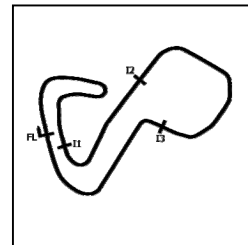
P6 51		Brayden ELLIOTT				Kawasaki - DAO Racing						
IDEAL LAP TIME : 1:28.120		BEST LAP TIME : 1:28.170				DIFFERENCE : 0.050						
LAP	SECTOR 1	SECTOR 2		SECTOR 3		SECTOR 4		LAP TIME	MPH	DIFF	TIME OF DAY	
1 -	31.139	102.7	16.188	135.8	26.112	82.8	IN PIT		1:55.674	P 75.72	27.504	10:48:39.686
2 -	OUTLAP	113.7	15.506	133.9	25.987	82.3	21.298	157.1	1:36.399	90.87	8.229	10:50:16.085
3 -	28.574	117.1	15.263	154.6	24.758	88.6	21.025	144.6	1:29.620	97.74	1.450	10:51:45.705
4 -	29.783	109.4	15.547	148.4	24.704	88.7	20.862	155.3	1:30.896	96.37	2.726	10:53:16.601
5 -	28.986	114.5	15.387	151.4	24.442	90.0	20.819	154.2	1:29.634	97.72	1.464	10:54:46.235
6 -	28.390	119.4	15.221	153.9	24.627	87.1	20.820	156.0	1:29.058	(3) 98.36	0.888	10:56:15.293
7 -	28.277	119.8	15.287	150.8	25.194	89.1	IN PIT		5:48.109	P 25.16	4:19.939	11:02:03.402
8 -	OUTLAP	112.9	15.484	149.7	24.649	89.2	20.702	158.2	1:31.889	95.33	3.719	11:03:35.291
9 -	28.254	119.6	15.220	153.2	24.161	92.3	20.535	153.2	1:28.170	(1) 99.35		11:05:03.461
10 -	30.665	110.9	15.711	146.8	26.943	82.6	21.992	154.9	1:35.311	91.90	7.141	11:06:38.772
11 -	28.298	122.6	15.216	154.2	24.435	91.4	20.587	153.9	1:28.536	(2) 98.94	0.366	11:08:07.308
12 -	30.345	112.5	15.667	146.5	25.412	89.5	21.010	156.0	1:32.434	94.76	4.264	11:09:39.742
13 -	28.241	120.2	15.183	138.0	25.581	85.4	21.377	149.1	1:30.382	96.92	2.212	11:11:10.124

MCRCB BULEETIN TK023

2023 Bennetts British Superbike Championship - Round 6

2023 Pirelli National Superstock with Santander Consumer Finance

FREE PRACTICE 1 - SECTOR ANALYSIS



SECTOR 1 = FL to I1, SECTOR 2 = I1 to I2 SECTOR 3 = I2 to I3, SECTOR 4 = I3 to FL, DIFF = Difference To Personal Best Lap, P = Crossed Finish Line in Pit Lane, D = Time Disallowed

P7		3		Billy McCONNELL				Honda - C&L Fairburn Properties Jackson Racing				
IDEAL LAP TIME :		1:28.090		BEST LAP TIME :		1:28.238		DIFFERENCE : 0.148				
LAP	SECTOR 1	SECTOR 2		SECTOR 3		SECTOR 4		LAP TIME	MPH	DIFF	TIME OF DAY	
1 -	OUTLAP	94.7	17.219	143.0	26.022	87.3	IN PIT		8:36.676	P 16.95	7:08.438	10:55:14.956
2 -	OUTLAP	110.5	15.876	147.8	25.586	90.6	21.203	157.1	1:34.998	92.21	6.760	10:56:49.954
3 -	28.414	116.7	15.321	154.2	24.613	85.8	21.375	156.0	1:29.723	97.63	1.485	10:58:19.677
4 -	28.299	120.4	15.191	160.1	24.402	94.5	20.947	157.5	1:28.839	(3) 98.60	0.601	10:59:48.516
5 -	29.507	114.9	16.748	152.1	24.886	95.1	20.879	158.6	1:32.020	95.19	3.782	11:01:20.536
6 -	28.106	122.0	15.214	164.0	24.186	97.2	20.738	157.9	1:28.244	(2) 99.26	0.006	11:02:48.780
7 -	28.254	122.4	15.182	159.4	24.158	98.1	20.644	158.6	1:28.238	(1) 99.27		11:04:17.018

P8		12		Luke HEDGER				Kawasaki - MAD Racing				
IDEAL LAP TIME :		1:28.074		BEST LAP TIME :		1:28.274		DIFFERENCE : 0.200				
LAP	SECTOR 1	SECTOR 2		SECTOR 3		SECTOR 4		LAP TIME	MPH	DIFF	TIME OF DAY	
1 -	OUTLAP	106.5	16.034	153.9	25.336	85.0	21.258	156.7	1:33.650	93.53	5.376	10:46:58.573
2 -	29.072	114.7	15.635	162.0	24.708	89.9	21.035	158.6	1:30.450	96.84	2.176	10:48:29.023
3 -	28.754	113.7	15.477	161.7	24.350	92.0	20.796	158.6	1:29.377	98.01	1.103	10:49:58.400
4 -	28.649	118.9	15.306	160.5	24.325	93.0	20.863	158.2	1:29.143	98.26	0.869	10:51:27.543
5 -	32.026	85.0					IN PIT		6:14.889	P 23.36	4:46.615	10:57:42.432
6 -	OUTLAP	116.1	15.453	160.1	24.919	92.9	21.113	158.6	1:31.236	96.01	2.962	10:59:13.668
7 -	28.515	120.9	15.347	158.2	24.480	90.1	20.840	159.7	1:29.182	98.22	0.908	11:00:42.850
8 -	28.325	118.1	15.323	163.6	24.228	90.9	20.772	159.4	1:28.648	98.81	0.374	11:02:11.498
9 -	28.339	120.9	15.178	163.2	24.146	93.9	20.611	160.5	1:28.274	(1) 99.23		11:03:39.772
10 -	28.224	117.9	15.231	162.8	24.109	96.5	20.781	160.1	1:28.345	(2) 99.15	0.071	11:05:08.117
11 -	32.837	83.2	21.381	154.9	24.483	92.1	20.639	159.0	1:39.340	88.18	11.066	11:06:47.457
12 -	28.176	119.8	15.280	159.7	24.315	90.4	20.689	159.0	1:28.460	(3) 99.02	0.186	11:08:15.917
13 -	28.327	122.2	15.230	164.8	24.453	93.3	20.687	157.9	1:28.697	98.76	0.423	11:09:44.614
14 -	34.456	111.8	15.499	157.1	25.754	86.4	21.475	152.8	1:37.184	90.13	8.910	11:11:21.798

P9		40		Joe FRANCIS				Kawasaki - STAUFF Fluid Power / GR Motosport				
IDEAL LAP TIME :		1:28.251		BEST LAP TIME :		1:28.335		DIFFERENCE : 0.084				
LAP	SECTOR 1	SECTOR 2		SECTOR 3		SECTOR 4		LAP TIME	MPH	DIFF	TIME OF DAY	
1 -	OUTLAP	107.7	15.930	149.1	25.329	88.5	21.330	152.1	1:34.821	92.38	6.486	10:47:21.550
2 -	28.748	119.8	15.515	158.2	24.227	91.9	21.001	154.6	1:29.491	97.88	1.156	10:48:51.041
3 -	28.293	121.1	15.524	160.5	24.151	92.5	20.939	155.7	1:28.907	98.52	0.572	10:50:19.948
4 -	29.860	104.3	16.120	158.6	24.256	91.0	20.973	151.8	1:31.209	96.04	2.874	10:51:51.157
5 -	28.386	121.5	15.342	161.3	24.144	96.4	20.948	154.9	1:28.820	98.62	0.485	10:53:19.977
6 -	28.242	122.9	15.354	159.0	24.210	93.2	20.923	155.7	1:28.729	(3) 98.72	0.394	10:54:48.706
7 -	28.280	122.6	15.330	163.2	24.258	92.9	IN PIT		9:06.823	P 16.01	7:38.488	11:03:55.529
8 -	OUTLAP	119.8	15.630	158.2	24.588	90.9	20.954	151.8	1:31.919	95.29	3.584	11:05:27.448
9 -	28.123	122.0	15.365	163.6	23.962	92.9	20.885	154.2	1:28.335	(1) 99.16		11:06:55.783
10 -	28.123	124.0	15.356	162.0	24.118	92.4	20.842	154.6	1:28.439	(2) 99.04	0.104	11:08:24.222
11 -	28.303	123.8	15.389	161.7	24.487	93.7	21.212	152.5	1:29.391	97.99	1.056	11:09:53.613
12 -	28.452	120.9	15.324	161.7	24.104	92.3	20.867	152.5	1:28.747	98.70	0.412	11:11:22.360

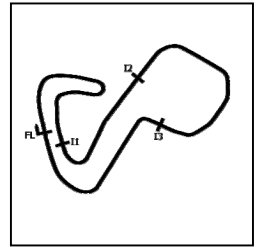
P10		8		Lewis ROLLO				Aprilia - IN Competition / Aprilia				
IDEAL LAP TIME :		1:28.120		BEST LAP TIME :		1:28.465		DIFFERENCE : 0.345				
LAP	SECTOR 1	SECTOR 2		SECTOR 3		SECTOR 4		LAP TIME	MPH	DIFF	TIME OF DAY	
1 -	OUTLAP	98.8	15.824	151.8	25.342	85.1	21.090	159.4	1:33.275	93.91	4.810	10:47:16.960
2 -	28.698	112.9	15.316	156.0	24.576	87.4	20.918	157.9	1:29.508	97.86	1.043	10:48:46.468
3 -	28.577	111.6	15.268	157.1	24.863	83.9	21.023	157.1	1:29.731	97.62	1.266	10:50:16.199
4 -	28.533	111.2	15.207	161.3	24.441	91.5	20.678	160.1	1:28.859	98.58	0.394	10:51:45.058
5 -	28.355	114.1	15.117	157.5	24.371	90.8	20.737	158.2	1:28.580	(3) 98.89	0.115	10:53:13.638
6 -	28.531	109.2	15.624	156.0	24.954	87.6	IN PIT		5:15.418	P 27.77	3:46.953	10:58:29.056
7 -	OUTLAP	108.7	15.607	153.9	24.823	91.5	21.037	157.1	1:32.983	94.20	4.518	11:00:02.039
8 -	28.328	112.4	15.255	159.7	24.335	92.5	20.754	159.0	1:28.672	98.78	0.207	11:01:30.711
9 -	28.353	117.1	15.188	158.2	24.232	90.4	20.758	155.7	1:28.531	(2) 98.94	0.066	11:02:59.242
10 -	28.370	117.3	15.259	159.7	24.271	93.0	20.690	159.4	1:28.590	98.88	0.125	11:04:27.832
11 -	28.305	115.5	15.130	158.2	24.330	91.0	20.700	159.4	1:28.465	(1) 99.02		11:05:56.297
12 -	28.186	117.5	15.147	152.1	24.697	87.6	20.585	157.5	1:28.615	98.85	0.150	11:07:24.912

MCRCB BULEETIN TK023

2023 Bennetts British Superbike Championship - Round 6

2023 Pirelli National Superstock with Santander Consumer Finance

FREE PRACTICE 1 - SECTOR ANALYSIS



SECTOR 1 = FL to I1, SECTOR 2 = I1 to I2 SECTOR 3 = I2 to I3, SECTOR 4 = I3 to FL, DIFF = Difference To Personal Best Lap, P = Crossed Finish Line in Pit Lane, D = Time Disallowed

P11 55		Ash BEECH				Honda - Jones Dorling Racing								
IDEAL LAP TIME : 1:28.075		BEST LAP TIME : 1:28.501				DIFFERENCE : 0.426								
LAP	SECTOR 1	SECTOR 2		SECTOR 3		SECTOR 4		LAP TIME	MPH	DIFF	TIME OF DAY			
1 -	OUTLAP	99.2	16.529	137.2	26.032	81.9	21.712	150.8	1:38.898	88.57	10.397	10:46:45.036		
2 -		30.364	107.2	15.888	145.2	25.384	86.8	20.990	157.1	1:32.626	4.125	10:48:17.662		
3 -		28.682	113.3	15.390	145.5	26.745	88.0	21.092	157.1	1:31.909	3.408	10:49:49.571		
4 -		28.541	118.3	15.366	150.1	24.636	90.8	20.816	157.9	1:29.359	0.858	10:51:18.930		
5 -		42.277	80.8	18.372	137.2	30.533	90.3	IN PIT	3:29.664	P	41.78	2:01.163	10:54:48.594	
6 -	OUTLAP	116.3	15.504	153.2	24.787	94.9	21.063	159.0	1:32.360	94.84	3.859	10:56:20.954		
7 -		28.507	120.0	15.399	155.7	24.228	93.3	20.813	158.6	1:28.947	0.446	10:57:49.901		
8 -		28.423	119.6	15.339	158.2	24.276	93.0	20.845	158.6	1:28.883	(2)	98.55	0.382	10:59:18.784
9 -		28.177	121.3	15.168	155.7	24.440	91.0	20.716	158.6	1:28.501	(1)	98.98		11:00:47.285
10 -		32.208	111.8	18.875	111.4	26.385	86.8	IN PIT	2:48.106	P	52.10	1:19.605	11:03:35.391	
11 -	OUTLAP	115.3	15.716	153.5	24.537	93.8	21.015	155.7	1:37.769	89.59	9.268	11:05:13.160		
12 -		28.501	119.1	22.141	148.1	24.646	92.4	20.872	157.9	1:36.160	7.659	11:06:49.320		
13 -		28.406	124.2	15.357	157.1	24.471	92.8	20.753	157.5	1:28.987	98.43	0.486	11:08:18.307	
14 -		28.469	120.0	15.208	157.9	24.014	94.9	21.205	159.4	1:28.896	(3)	98.54	0.395	11:09:47.203
15 -		32.902	118.5	15.390	153.9	26.719	89.1	21.073	148.1	1:36.084	91.16	7.583	11:11:23.287	

P12 18		Shaun WINFIELD				Honda - TAG Racing								
IDEAL LAP TIME : 1:28.446		BEST LAP TIME : 1:28.588				DIFFERENCE : 0.142								
LAP	SECTOR 1	SECTOR 2		SECTOR 3		SECTOR 4		LAP TIME	MPH	DIFF	TIME OF DAY			
1 -	OUTLAP	98.5	16.248	134.2	25.822	82.1	21.536	152.1	1:36.635	90.64	8.047	10:46:41.184		
2 -		29.413	108.0	15.648	143.0	25.182	84.0	21.061	156.4	1:31.304	95.94	2.716	10:48:12.488	
3 -		28.886	115.7	15.222	154.2	24.427	87.6	20.729	156.7	1:29.264	(3)	98.13	0.676	10:49:41.752
4 -		29.592	109.1	15.481	144.9	25.435	86.1	IN PIT	8:54.323	P	16.39	7:25.735	10:58:36.075	
5 -	OUTLAP	108.2	15.583	144.3	24.581	88.1	21.000	157.9	1:32.135	95.07	3.547	11:00:08.210		
6 -		28.426	119.8	15.087	157.9	24.323	89.9	20.752	158.2	1:28.588	(1)	98.88		11:01:36.798
7 -		30.042	109.2	15.536	144.0	25.400	89.2	20.614	158.2	1:31.592	95.63	3.004	11:03:08.390	
8 -		28.592	117.1	15.189	155.7	24.359	91.3	20.610	156.0	1:28.750	(2)	98.70	0.162	11:04:37.140
9 -		32.957	71.4	16.651	135.0	25.384	84.2	IN PIT	4:30.384	P	32.39	3:01.796	11:09:07.524	
10 -	OUTLAP	108.7	15.504	147.1	24.858	84.7	21.119	153.9	1:35.621	91.61	7.033	11:10:43.145		

P13 23		David ALLINGHAM				Honda - SMS Racing								
IDEAL LAP TIME : 1:28.694		BEST LAP TIME : 1:28.835				DIFFERENCE : 0.141								
LAP	SECTOR 1	SECTOR 2		SECTOR 3		SECTOR 4		LAP TIME	MPH	DIFF	TIME OF DAY			
1 -		29.076	112.2	15.396	156.0	24.861	88.7	20.853	158.6	1:30.186	97.13	1.351	10:48:10.428	
2 -		28.853	117.7	15.783	150.8	25.316	85.4	20.840	159.4	1:30.792	96.48	1.957	10:49:41.220	
3 -		28.490	117.7	15.386	160.5	24.325	90.5	21.089	158.6	1:29.290	(3)	98.10	0.455	10:51:10.510
4 -		28.449	117.3	15.353	162.0	24.410	91.3	20.763	159.4	1:28.975	(2)	98.45	0.140	10:52:39.485
5 -		31.060	112.0	15.739	148.7	25.179	86.2	21.481	160.1	1:33.459	93.72	4.624	10:54:12.944	
6 -		28.401	116.7	15.358	165.2	24.420	88.1	IN PIT	9:00.683	P	16.20	7:31.848	11:03:13.627	
7 -	OUTLAP	103.4	16.096	156.4	24.838	89.5	21.062	160.5	1:36.162	91.09	7.327	11:04:49.789		
8 -		28.319	117.9	15.427	161.3	24.963	92.5	20.716	160.5	1:29.425	97.95	0.590	11:06:19.214	
9 -		28.398	120.0	17.448	158.6	24.619	90.4	20.907	160.1	1:31.372	95.87	2.537	11:07:50.586	
10 -		28.404	120.2	15.334	162.4	24.349	94.2	20.748	160.1	1:28.835	(1)	98.60		11:09:19.421
11 -		28.606	113.5	15.430	161.3	24.522	90.8	20.800	157.1	1:29.358	98.03	0.523	11:10:48.779	

FREE PRACTICE 1 - SECTOR ANALYSIS



SECTOR 1 = FL to I1, SECTOR 2 = I1 to I2, SECTOR 3 = I2 to I3, SECTOR 4 = I3 to FL, DIFF = Difference To Personal Best Lap, P = Crossed Finish Line in Pit Lane, D = Time Disallowed

P14 99		Ben LUXTON				Honda - Ben Luxton Racing						
IDEAL LAP TIME : 1:28.870		BEST LAP TIME : 1:28.870				DIFFERENCE : 0.000						
LAP	SECTOR 1	SECTOR 2		SECTOR 3		SECTOR 4		LAP TIME	MPH	DIFF	TIME OF DAY	
1 -	OUTLAP	100.0	16.193	142.4	25.871	85.2	21.348	155.7	1:37.889	89.48	9.019	10:46:45.122
2 -	30.132	103.2	15.859	155.3	25.284	86.2	20.986	155.7	1:32.261	94.94	3.391	10:48:17.383
3 -	28.773	111.2	15.491	147.8	24.736	85.2	21.237	157.5	1:30.237	97.07	1.367	10:49:47.620
4 -	29.013	113.1	15.588	150.1	24.773	88.4	21.003	155.7	1:30.377	96.92	1.507	10:51:17.997
5 -	33.766	101.5	16.110	145.2	25.365	89.8	IN PIT		5:01.067	P 29.09	3:32.197	10:56:19.064
6 -	OUTLAP	110.1	15.591	154.9	25.330	87.6	21.056	158.6	1:34.444	92.75	5.574	10:57:53.508
7 -	28.522	116.5	15.544	156.7	24.912	82.7	21.374	158.6	1:30.352	96.95	1.482	10:59:23.860
8 -	28.235	115.1	15.348	155.3	24.459	89.3	20.828	156.4	1:28.870 (1)	98.56		11:00:52.730
9 -	29.368	109.6	16.164	143.0	27.568	88.7	21.243	157.5	1:34.343	92.85	5.473	11:02:27.073
10 -	28.730	111.4	15.704	151.4	25.003	88.5	20.948	157.9	1:30.385	96.91	1.515	11:03:57.458
11 -	30.555	110.3	15.777	145.8	24.884	89.8	20.928	157.9	1:32.144	95.06	3.274	11:05:29.602
12 -	28.783	114.9	15.407	155.7	24.614	89.9	20.831	157.5	1:29.635	(2) 97.72	0.765	11:06:59.237
13 -	29.098	112.0	15.764	147.4	26.181	66.0	27.139	157.9	1:38.182	89.22	9.312	11:08:37.419
14 -	28.548	115.7	15.494	153.9	24.816	88.8	21.014	156.7	1:29.872	(3) 97.47	1.002	11:10:07.291

P15 77		Brent HARRAN				Honda - Optimum Bikes Racing Ltd						
IDEAL LAP TIME : 1:28.712		BEST LAP TIME : 1:28.936				DIFFERENCE : 0.224						
LAP	SECTOR 1	SECTOR 2		SECTOR 3		SECTOR 4		LAP TIME	MPH	DIFF	TIME OF DAY	
1 -	OUTLAP	103.5	16.277	147.4	26.001	79.1	21.935	153.9	1:37.242	90.08	8.306	10:46:49.804
2 -	29.510	109.2	15.734	146.2	25.410	84.8	21.273	155.7	1:31.927	95.29	2.991	10:48:21.731
3 -	28.708	111.6	15.660	140.6	25.352	85.9	21.142	157.5	1:30.862	96.40	1.926	10:49:52.593
4 -	28.650	113.9	15.399	157.5	24.917	89.5	21.021	156.7	1:29.987	97.34	1.051	10:51:22.580
5 -	28.690	115.7	15.329	154.6	25.165	88.4	20.898	155.3	1:30.082	97.24	1.146	10:52:52.662
6 -	28.837	111.8	15.671	150.8	25.143	86.7	20.992	154.9	1:30.643	96.64	1.707	10:54:23.305
7 -	30.718	106.6	15.901	146.2	25.815	79.7	IN PIT		5:31.141	P 26.45	4:02.205	10:59:54.446
8 -	OUTLAP	104.6	15.779	151.1	25.191	85.8	21.222	154.6	1:33.504	93.68	4.568	11:01:27.950
9 -	28.567	115.9	15.558	154.2	24.682	89.1	20.786	156.4	1:29.593	97.77	0.657	11:02:57.543
10 -	28.399	116.5	15.334	156.0	24.573	88.3	20.667	156.7	1:28.973	(2) 98.45	0.037	11:04:26.516
11 -	28.380	117.1	15.331	156.7	24.445	90.1	20.780	156.0	1:28.936 (1)	98.49		11:05:55.452
12 -	28.530	120.9	15.375	156.0	24.756	90.0	20.752	156.0	1:29.413	(3) 97.97	0.477	11:07:24.865
13 -	28.381	121.5	15.223	156.0	25.313	91.1	20.883	153.9	1:29.800	97.54	0.864	11:08:54.665
14 -	28.611	121.3	15.220	156.7	24.757	87.9	20.827	151.1	1:29.415	97.96	0.479	11:10:24.080

P16 37		James HILLIER				Yamaha - LAMI OMG Racing Yamaha						
IDEAL LAP TIME : 1:28.817		BEST LAP TIME : 1:28.958				DIFFERENCE : 0.141						
LAP	SECTOR 1	SECTOR 2		SECTOR 3		SECTOR 4		LAP TIME	MPH	DIFF	TIME OF DAY	
1 -	28.895	110.5	15.631	154.6	24.608	86.4	21.056	156.7	1:30.190	97.12	1.232	10:48:11.134
2 -	28.501	114.5	15.535	144.6	25.392	83.7	21.074	157.1	1:30.502	96.79	1.544	10:49:41.636
3 -	28.489	113.7	15.535	159.0	24.309	90.5	20.908	151.8	1:29.241	(3) 98.15	0.283	10:51:10.877
4 -	28.563	116.5	15.465	156.4	24.257	90.9	20.807	157.1	1:29.092	(2) 98.32	0.134	10:52:39.969
5 -	29.396	112.0	15.815	157.5	24.927	90.8	IN PIT		3:23.544	P 43.03	1:54.586	10:56:03.513
6 -	OUTLAP	105.8	16.166	138.9	28.028	86.8	22.679	152.5	1:41.721	86.11	12.763	10:57:45.234
7 -	29.124	112.9	15.657	157.5	24.422	94.7	20.938	157.5	1:30.141	97.17	1.183	10:59:15.375
8 -	29.044	112.4	15.517	161.7	24.647	90.3	21.192	156.0	1:30.400	96.90	1.442	11:00:45.775
9 -	28.794	114.5	15.414	162.4	24.360	93.0	20.946	156.4	1:29.514	97.86	0.556	11:02:15.289
10 -	28.638	116.1	15.398	157.5	24.977	88.5	21.656	156.0	1:30.669	96.61	1.711	11:03:45.958
11 -	28.602	117.3	15.428	161.7	24.435	96.0	21.269	156.7	1:29.734	97.62	0.776	11:05:15.692
12 -	28.743	114.3	15.544	160.1	24.358	95.1	21.028	156.7	1:29.673	97.68	0.715	11:06:45.365
13 -	28.551	117.9	15.469	144.9	25.575	90.3	21.414	158.2	1:31.009	96.25	2.051	11:08:16.374
14 -	28.749	112.4	15.426	158.2	24.493	94.2	21.008	157.9	1:29.676	97.68	0.718	11:09:46.050
15 -	28.411	116.5	15.417	161.3	24.201	94.3	20.929	156.7	1:28.958 (1)	98.47		11:11:15.008

MCRCB BULEETIN TK023

2023 Bennetts British Superbike Championship - Round 6

2023 Pirelli National Superstock with Santander Consumer Finance

FREE PRACTICE 1 - SECTOR ANALYSIS



SECTOR 1 = FL to I1, SECTOR 2 = I1 to I2 SECTOR 3 = I2 to I3, SECTOR 4 = I3 to FL, DIFF = Difference To Personal Best Lap, P = Crossed Finish Line in Pit Lane, D = Time Disallowed

P17 24		Conor CUMMINS				Honda - Milenco by Padgetts Motorcycles						
IDEAL LAP TIME : 1:29.103		BEST LAP TIME : 1:29.331				DIFFERENCE : 0.228						
LAP	SECTOR 1	SECTOR 2		SECTOR 3		SECTOR 4		LAP TIME	MPH	DIFF	TIME OF DAY	
1 -	OUTLAP	89.1	17.133	142.1	26.340	75.8	22.105	153.9	1:40.398	87.25	11.067	10:47:40.776
2 -	29.843	106.1	16.014	148.4	25.742	79.0	21.762	151.1	1:33.361	93.82	4.030	10:49:14.137
3 -	29.639	112.2	15.786	152.1	25.131	83.6	21.556	153.5	1:32.112	95.09	2.781	10:50:46.249
4 -	29.935	105.3	15.891	156.7	25.714	79.5	IN PIT		2:02.545	P 71.48	33.214	10:52:48.794
5 -	OUTLAP	111.8	15.793	150.8	25.930	82.4	21.431	155.3	1:37.317	90.01	7.986	10:54:26.111
6 -	29.003	114.1	15.512	157.5	25.058	86.8	21.305	156.0	1:30.878	96.39	1.547	10:55:56.989
7 -	28.859	116.1	15.557	161.7	24.675	87.0	21.221	156.0	1:30.312	96.99	0.981	10:57:27.301
8 -	29.678	108.4	15.800	152.8	25.320	83.6	21.455	154.2	1:32.253	94.95	2.922	10:58:59.554
9 -	30.734	111.4	15.451	156.4	24.620	87.6	20.900	157.5	1:31.705	95.52	2.374	11:00:31.259
10 -	28.658	115.9	15.267	158.2	24.851	84.9	21.332	154.2	1:30.108	97.21	0.777	11:02:01.367
11 -	36.001	76.5	15.973	153.9	24.660	86.7	20.835	158.6	1:37.469	89.87	8.138	11:03:38.836
12 -	28.861	112.9	15.613	153.9	24.624	90.5	20.888	158.6	1:29.986	(3) 97.34	0.655	11:05:08.822
13 -	29.292	106.8	15.767	153.2	25.491	86.2	21.312	157.1	1:31.862	95.35	2.531	11:06:40.684
14 -	28.618	115.9	15.341	161.3	24.604	87.4	20.768	157.1	1:29.331	(1) 98.06		11:08:10.015
15 -	28.775	120.0	16.477	157.5	24.568	88.4	20.883	157.9	1:30.703	96.57	1.372	11:09:40.718
16 -	28.500	116.9	15.326	157.5	24.850	87.2	21.181	151.1	1:29.857	(2) 97.48	0.526	11:11:10.575

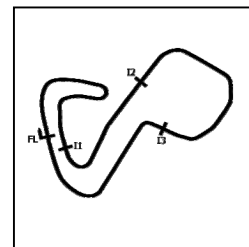
P18 59		Matt TRUELOVE				Honda - TAG Racing						
IDEAL LAP TIME : 1:29.184		BEST LAP TIME : 1:29.386				DIFFERENCE : 0.202						
LAP	SECTOR 1	SECTOR 2		SECTOR 3		SECTOR 4		LAP TIME	MPH	DIFF	TIME OF DAY	
1 -	OUTLAP	106.5	16.366	144.3	25.335	84.9	21.340	156.0	1:36.158	91.09	6.772	10:46:40.035
2 -	28.964	116.9	15.476	155.3	24.867	88.7	21.037	156.7	1:30.344	96.96	0.958	10:48:10.379
3 -	28.690	120.9	15.396	157.1	24.657	89.8	21.004	156.7	1:29.747	(3) 97.60	0.361	10:49:40.126
4 -	32.476	110.3	15.600	150.1	25.262	86.1	IN PIT		7:48.198	P 18.70	6:18.812	10:57:28.324
5 -	OUTLAP	119.8	15.404	151.1	25.033	87.4	21.232	156.4	1:32.566	94.63	3.180	10:59:00.890
6 -	28.615	119.6	15.386	156.4	24.682	90.5	21.272	156.4	1:29.955	97.38	0.569	11:00:30.845
7 -	28.620	118.9	15.387	153.2	24.920	93.0	IN PIT		4:06.460	P 35.54	2:37.074	11:04:37.305
8 -	OUTLAP	108.2	15.567	152.1	26.175	83.4	22.841	154.6	1:35.541	91.68	6.155	11:06:12.846
9 -	28.527	120.2	15.409	155.7	24.510	93.8	20.940	155.3	1:29.386	(1) 98.00		11:07:42.232
10 -	28.468	122.2	15.266	156.4	24.692	90.1	21.090	146.2	1:29.516	(2) 97.85	0.130	11:09:11.748

P19 31		Sam COX				BMW - Sam Cox Racing with Amada Marine Cables						
IDEAL LAP TIME : 1:29.778		BEST LAP TIME : 1:30.028				DIFFERENCE : 0.250						
LAP	SECTOR 1	SECTOR 2		SECTOR 3		SECTOR 4		LAP TIME	MPH	DIFF	TIME OF DAY	
1 -	29.478	109.1	15.661	147.4	25.065	85.2	21.637	152.1	1:31.841	95.38	1.813	10:48:12.854
2 -	29.169	114.3	15.571	153.9	24.816	84.9	21.185	156.0	1:30.741	96.53	0.713	10:49:43.595
3 -	29.406	109.6	15.641	149.1	25.131	86.4	21.225	153.5	1:31.403	95.83	1.375	10:51:14.998
4 -	29.613	115.9	15.642	151.1	25.869	86.9	IN PIT		6:23.046	P 22.86	4:53.018	10:57:38.044
5 -	OUTLAP	114.1	15.857	155.3	24.805	86.7	20.976	156.0	1:33.739	93.44	3.711	10:59:11.783
6 -	28.821	119.6	15.522	158.2	24.723	86.7	21.168	155.7	1:30.234	(2) 97.07	0.206	11:00:42.017
7 -	28.880	111.1	15.882	147.4	24.666	85.7	21.007	157.9	1:30.435	96.86	0.407	11:02:12.452
8 -	29.300	109.1	15.747	152.8	24.824	83.1	20.967	153.2	1:30.838	96.43	0.810	11:03:43.290
9 -	29.178	112.4	15.493	147.8	24.755	85.9	20.881	155.7	1:30.307	(3) 97.00	0.279	11:05:13.597
10 -	28.936	113.5	15.461	156.7	24.615	87.6	21.016	156.0	1:30.028	(1) 97.30		11:06:43.625
11 -	29.209	103.5	15.907	148.7	25.007	84.4	21.858	152.8	1:31.981	95.23	1.953	11:08:15.606
12 -	29.302	114.3	15.703	149.1	24.941	85.4	21.532	154.9	1:31.478	95.75	1.450	11:09:47.084
13 -	29.205	113.7	15.820	148.4	25.422	84.0	21.573	148.7	1:32.020	95.19	1.992	11:11:19.104

2023 Bennetts British Superbike Championship - Round 6

2023 Pirelli National Superstock with Santander Consumer Finance

FREE PRACTICE 1 - SECTOR ANALYSIS



SECTOR 1 = FL to I1, SECTOR 2 = I1 to I2, SECTOR 3 = I2 to I3, SECTOR 4 = I3 to FL, DIFF = Difference To Personal Best Lap, P = Crossed Finish Line in Pit Lane, D = Time Disallowed

P20 11		Simon REID			Honda - C&L Fairburn Properties Jackson Racing							
IDEAL LAP TIME : 1:29.976		BEST LAP TIME : 1:30.258			DIFFERENCE : 0.282							
LAP	SECTOR 1	SECTOR 2	SECTOR 3	SECTOR 4	LAP TIME	MPH	DIFF	TIME OF DAY				
1 -	OUTLAP	88.8	16.371	135.2	27.940	83.0	IN PIT	3:52.337 P	37.70	2:22.079	10:50:32.515	
2 -	OUTLAP	95.4	16.254	127.8	26.659	83.3	21.404	152.1	1:36.317	90.94	6.059	10:52:08.832
3 -	29.900	100.1	15.754	142.4	25.465	85.4	IN PIT	8:14.627 P	17.70	6:44.369	11:00:23.459	
4 -	OUTLAP	91.6	16.026	138.6	25.698	87.1	21.667	154.2	1:37.578	89.77	7.320	11:02:01.037
5 -	29.082	108.5	15.426	149.7	24.957	90.8	20.793	152.1	1:30.258 (1)	97.05		11:03:31.295
6 -	29.013	109.8	15.321	144.3	25.419	86.8	21.760	153.2	1:31.513	95.72	1.255	11:05:02.808
7 -	29.248	108.9	15.565	142.7	25.431	84.4	21.261	156.7	1:31.505	95.73	1.247	11:06:34.313
8 -	29.510	105.3	15.599	159.0	25.004	90.9	21.062	156.0	1:31.175 (3)	96.07	0.917	11:08:05.488
9 -	28.905	113.9	15.373	148.7	25.009	87.1	20.974	154.2	1:30.261 (2)	97.05	0.003	11:09:35.749
10 -	29.188	109.6	15.480	139.5	25.273	89.7	21.880	131.0	1:31.821	95.40	1.563	11:11:07.570

P21 39		Max MORGAN			Kawasaki - MSS Performance							
IDEAL LAP TIME : 1:30.185		BEST LAP TIME : 1:30.282			DIFFERENCE : 0.097							
LAP	SECTOR 1	SECTOR 2	SECTOR 3	SECTOR 4	LAP TIME	MPH	DIFF	TIME OF DAY				
1 -	OUTLAP	93.8	16.649	134.7	26.816	81.0	22.137	148.1	1:42.251	85.66	11.969	10:46:44.646
2 -	31.335	105.0	16.225	140.3	26.286	83.8	21.924	152.1	1:35.770	91.46	5.488	10:48:20.416
3 -	29.541	106.3	15.909	146.5	25.895	84.8	21.880	148.4	1:33.225	93.96	2.943	10:49:53.641
4 -	29.155	111.8	15.762	154.6	25.264	87.7	21.426	151.4	1:31.607	95.62	1.325	10:51:25.248
5 -	29.066	113.5	15.915	155.7	25.049	91.3	21.552	150.8	1:31.582	95.65	1.300	10:52:56.830
6 -	30.620	105.0	16.374	137.2	26.264	84.9	IN PIT	6:58.552 P	20.92	5:28.270	10:59:55.382	
7 -	OUTLAP	103.2	15.826	153.2	25.213	88.7	21.640	153.2	1:33.481	93.70	3.199	11:01:28.863
8 -	28.671	117.9	15.682	152.8	24.781	91.4	21.302	149.4	1:30.436 (2)	96.86	0.154	11:02:59.299
9 -	29.604	114.7	15.701	151.1	24.874	91.3	21.399	151.4	1:31.578 (3)	95.65	1.296	11:04:30.877
10 -	28.593	121.1	15.779	155.3	24.707	91.3	21.203	151.4	1:30.282 (1)	97.02		11:06:01.159

P22 57		Richard WHITE			BMW - Trackdudes powered by Hilltop Motorcycles							
IDEAL LAP TIME : 1:29.571		BEST LAP TIME : 1:30.579			DIFFERENCE : 1.008							
LAP	SECTOR 1	SECTOR 2	SECTOR 3	SECTOR 4	LAP TIME	MPH	DIFF	TIME OF DAY				
1 -	OUTLAP	95.5	16.259	145.5	26.073	78.3	21.737	143.3	1:38.259	89.15	7.680	10:46:42.554
2 -	29.819	112.4	15.666	148.1	25.509	87.8	20.981	153.9	1:31.975	95.24	1.396	10:48:14.529
3 -	29.214	118.3	15.324	151.1	25.106	82.0	21.098	154.2	1:30.742 (3)	96.53	0.163	10:49:45.271
4 -	29.075	117.9	15.395	152.5	25.044	85.1	21.184	153.9	1:30.698 (2)	96.58	0.119	10:51:15.969
5 -	29.015	115.5	15.396	143.0	26.065	76.4	21.942	153.2	1:32.418	94.78	1.839	10:52:48.387
6 -	29.394	119.4	15.409	149.1	25.125	83.5	IN PIT	6:14.958 P	23.36	4:44.379	10:59:03.345	
7 -	OUTLAP	120.0	15.476	156.7	24.505	89.2	21.049	151.4	1:30.802	96.47	0.223	11:00:34.147
8 -	28.907	121.5	16.064	142.1	26.674	85.0	21.316	152.8	1:32.961	94.23	2.382	11:02:07.108
9 -	29.317	115.7	15.351	156.4	25.262	90.5	20.876	155.3	1:30.806	96.46	0.227	11:03:37.914
10 -	28.987	120.2	15.333	150.8	25.147	87.0	21.281	151.8	1:30.748	96.52	0.169	11:05:08.662
11 -	30.102	108.0	15.589	138.0	25.622	85.7	21.569	155.7	1:32.882	94.31	2.303	11:06:41.544
12 -	28.866	117.1	15.558	146.8	25.082	89.0	21.073	154.2	1:30.579 (1)	96.70		11:08:12.123

P23 27		Max SYMONDS			Yamaha - Symonds Racing							
IDEAL LAP TIME : 1:30.295		BEST LAP TIME : 1:30.666			DIFFERENCE : 0.371							
LAP	SECTOR 1	SECTOR 2	SECTOR 3	SECTOR 4	LAP TIME	MPH	DIFF	TIME OF DAY				
1 -	30.026	108.4	16.125	146.5	25.529	82.8	21.220	153.9	1:32.900	94.29	2.234	10:48:15.238
2 -	29.187	110.9	15.840	154.9	25.236	83.5	21.170	153.9	1:31.433	95.80	0.767	10:49:46.671
3 -	29.104	110.9	15.738	155.7	25.209	83.7	21.201	153.9	1:31.252 (3)	95.99	0.586	10:51:17.923
4 -	29.851	106.0	16.254	142.1	26.450	84.2	IN PIT	6:20.488 P	23.02	4:49.822	10:57:38.411	
5 -	OUTLAP	109.2	15.801	157.5	24.966	84.9	20.969	154.2	1:33.891	93.29	3.225	10:59:12.302
6 -	28.956	115.1	15.578	157.5	25.195	86.0	21.208	154.9	1:30.937 (2)	96.32	0.271	11:00:43.239
7 -	28.782	115.9	15.617	157.1	25.173	87.3	21.094	154.9	1:30.666 (1)	96.61		11:02:13.905
8 -	29.106	111.8	15.777	157.9	25.296	88.1	IN PIT	3:39.287 P	39.94	2:08.621	11:05:53.192	
9 -	OUTLAP	109.2	15.908	150.8	25.486	86.3	21.431	153.2	1:38.999	88.48	8.333	11:07:32.191
10 -	29.136	112.7	15.803	158.2	25.235	88.3	21.209	153.5	1:31.383	95.85	0.717	11:09:03.574
11 -	28.912	119.6	15.935	153.5	25.306	85.8	21.303	149.4	1:31.456	95.78	0.790	11:10:35.030

MCRCB BULEETIN TK023

2023 Bennetts British Superbike Championship - Round 6

2023 Pirelli National Superstock with Santander Consumer Finance

FREE PRACTICE 1 - SECTOR ANALYSIS



SECTOR 1 = FL to I1, SECTOR 2 = I1 to I2 SECTOR 3 = I2 to I3, SECTOR 4 = I3 to FL, DIFF = Difference To Personal Best Lap, P = Crossed Finish Line in Pit Lane, D = Time Disallowed

P24 80		Callum BEY				Suzuki - FilterLogic by EightZero Racing							
IDEAL LAP TIME : 1:31.202		BEST LAP TIME : 1:31.314				DIFFERENCE : 0.112							
LAP	SECTOR 1	SECTOR 2		SECTOR 3		SECTOR 4		LAP TIME	MPH	DIFF	TIME OF DAY		
1 -	OUTLAP	92.0	17.136	130.8	27.026	77.8	22.629	145.2	1:42.374	85.56	11.060	10:46:47.296	
2 -	31.471	98.6	16.326	140.6	26.236	84.3	21.927	147.8	1:35.960	91.28	4.646	10:48:23.256	
3 -	30.455	105.6	16.068	146.8	25.878	82.9	22.074	145.8	1:34.475	92.72	3.161	10:49:57.731	
4 -	29.950	111.1	15.943	154.6	25.563	90.4	21.733	148.4	1:33.189	94.00	1.875	10:51:30.920	
5 -	29.689	106.8	16.602	151.1	25.747	88.8	21.767	146.8	1:33.805	93.38	2.491	10:53:04.725	
6 -	29.800	114.5	15.848	149.4	25.431	91.0	21.660	147.1	1:32.739	94.45	1.425	10:54:37.464	
7 -	29.567	114.1	15.822	152.8	25.270	87.7	21.803	149.4	1:32.462	94.73	1.148	10:56:09.926	
8 -	29.649	115.9	15.783	154.9	25.709	84.0	IN PIT		3:55.258	P	2:23.944	11:00:05.184	
9 -	OUTLAP	107.3	16.464	145.8	26.326	87.0	22.142	146.5	1:40.951	86.77	9.637	11:01:46.135	
10 -	29.748	109.4	15.995	156.0	25.241	93.4	21.800	148.7	1:32.784	94.41	1.470	11:03:18.919	
11 -	29.515	114.3	16.066	157.1	24.988	93.8	21.354	150.1	1:31.923	(3)	95.29	0.609	11:04:50.842
12 -	29.196	119.8	15.895	159.4	24.894	91.1	21.329	150.4	1:31.314	(1)	95.93		11:06:22.156
13 -	32.419	96.2	17.407	144.9	26.733	88.3	21.814	149.1	1:38.373	89.04	7.059	11:08:00.529	
14 -	29.399	114.9	15.880	156.7	25.002	92.9	21.387	145.2	1:31.668	(2)	95.56	0.354	11:09:32.197
15 -	29.239	116.1	21.337	101.3	27.305	86.7	22.008	141.8	1:39.889	87.69	8.575	11:11:12.086	

P25 26		Joe MOORE				Suzuki - Clearline Racing							
IDEAL LAP TIME : 1:31.193		BEST LAP TIME : 1:31.359				DIFFERENCE : 0.166							
LAP	SECTOR 1	SECTOR 2		SECTOR 3		SECTOR 4		LAP TIME	MPH	DIFF	TIME OF DAY		
1 -	OUTLAP	105.3	16.254	141.5	27.744	74.1	22.871	150.8	1:37.361	89.97	6.002	10:47:49.171	
2 -	29.768	107.7	16.062	145.5	25.910	82.5	22.044	150.4	1:33.784	93.40	2.425	10:49:22.955	
3 -	29.386	113.3	15.875	152.1	25.639	83.5	21.676	151.8	1:32.576	94.62	1.217	10:50:55.531	
4 -	29.288	110.9	15.756	154.6	25.330	83.7	IN PIT		4:45.556	P	3:14.197	10:55:41.087	
5 -	OUTLAP	114.7	16.025	144.0	25.849	84.0	21.636	151.4	1:34.281	92.91	2.922	10:57:15.368	
6 -	29.609	117.3	15.679	153.9	25.157	86.0	21.664	151.1	1:32.109	95.10	0.750	10:58:47.477	
7 -	29.934	113.3	15.779	148.4	25.476	83.8	21.701	150.4	1:32.890	94.30	1.531	11:00:20.367	
8 -	29.497	118.1	15.676	155.3	25.527	80.6	21.995	150.8	1:32.695	94.50	1.336	11:01:53.062	
9 -	29.573	113.9	15.791	149.7	25.934	79.7	22.062	148.1	1:33.360	93.82	2.001	11:03:26.422	
10 -	29.746	112.7	15.722	151.8	25.660	81.4	21.864	150.8	1:32.992	94.19	1.633	11:04:59.414	
11 -	29.667	113.5	15.740	154.6	25.380	81.7	21.867	150.8	1:32.654	94.54	1.295	11:06:32.068	
12 -	29.103	114.3	15.727	157.1	25.171	85.0	21.490	151.8	1:31.491	(2)	95.74	0.132	11:08:03.559
13 -	29.350	118.3	15.591	156.7	25.261	82.0	21.672	152.1	1:31.874	(3)	95.34	0.515	11:09:35.433
14 -	29.033	113.1	15.708	147.4	25.079	87.9	21.539	150.4	1:31.359	(1)	95.88		11:11:06.792

P26 25		Jorel BOERBOOM				Kawasaki - G&S Racing							
IDEAL LAP TIME : 1:31.412		BEST LAP TIME : 1:31.605				DIFFERENCE : 0.193							
LAP	SECTOR 1	SECTOR 2		SECTOR 3		SECTOR 4		LAP TIME	MPH	DIFF	TIME OF DAY		
1 -	29.815	106.8	15.830	145.2	25.760	84.8	21.352	153.9	1:32.757	94.43	1.152	10:48:15.942	
2 -	29.418	108.2	15.654	150.4	25.279	88.7	21.254	155.7	1:31.605	(1)	95.62		10:49:47.547
3 -	29.356	110.3	15.688	142.4	25.543	87.7	21.461	153.5	1:32.048	95.16	0.443	10:51:19.595	
4 -	30.216	105.0	16.183	144.3	26.162	84.5	IN PIT		5:52.339	P	4:20.734	10:57:11.934	
5 -	OUTLAP	105.0	16.312	140.6	25.873	86.5	21.709	151.8	1:40.923	86.79	9.318	10:58:52.857	
6 -	29.728	111.8	15.816	147.8	25.424	89.3	21.798	153.2	1:32.766	94.42	1.161	11:00:25.623	
7 -	29.484	113.7	15.778	148.4	25.413	85.5	21.642	154.2	1:32.317	94.88	0.712	11:01:57.940	
8 -	29.355	112.4	15.896	143.3	25.406	87.3	21.458	155.3	1:32.115	95.09	0.510	11:03:30.055	
9 -	29.430	110.1	15.838	146.5	25.459	86.1	21.690	154.6	1:32.417	94.78	0.812	11:05:02.472	
10 -	29.347	114.3	15.766	146.5	25.275	87.3	21.388	155.3	1:31.776	(3)	95.44	0.171	11:06:34.248
11 -	29.364	112.4	15.861	149.1	25.378	89.3	21.379	156.0	1:31.982	95.23	0.377	11:08:06.230	
12 -	29.374	111.4	15.567	147.4	25.308	89.9	21.382	155.7	1:31.631	(2)	95.59	0.026	11:09:37.861
13 -	29.316	114.1	15.750	143.0	25.777	87.4	22.159	143.3	1:33.002	94.18	1.397	11:11:10.863	

MCRCB BULEETIN TK023

2023 Bennetts British Superbike Championship - Round 6

2023 Pirelli National Superstock with Santander Consumer Finance

FREE PRACTICE 1 - SECTOR ANALYSIS



SECTOR 1 = FL to I1, SECTOR 2 = I1 to I2 SECTOR 3 = I2 to I3, SECTOR 4 = I3 to FL, DIFF = Difference To Personal Best Lap, P = Crossed Finish Line in Pit Lane, D = Time Disallowed

P27 33		Connor THOMSON				Kawasaki - Sound Advice Hearing Racing						
IDEAL LAP TIME : 1:31.455		BEST LAP TIME : 1:31.819				DIFFERENCE : 0.364						
LAP	SECTOR 1	SECTOR 2		SECTOR 3		SECTOR 4		LAP TIME	MPH	DIFF	TIME OF DAY	
1 -	OUTLAP	97.2	17.117	138.9	26.459	82.7	22.160	147.8	1:39.453	88.08	7.634	10:47:40.149
2 -	29.959	109.8	16.067	147.1	25.946	83.7	22.090	147.1	1:34.062	93.12	2.243	10:49:14.211
3 -	29.866	109.2	15.823	152.5	25.578	85.8	21.761	152.5	1:33.028	94.16	1.209	10:50:47.239
4 -	29.770	112.2	15.719	149.7	25.527	86.2	22.107	150.8	1:33.123	94.06	1.304	10:52:20.362
5 -	29.353	117.5	15.858	154.9	25.394	88.1	21.841	148.7	1:32.446	94.75	0.627	10:53:52.808
6 -	30.376	107.5	16.223	143.7	26.022	90.6	IN PIT		5:54.364	P	4:22.545	10:59:47.172
7 -	OUTLAP	103.2	16.813	139.8	26.362	87.8	21.936	151.1	1:38.985	88.49	7.166	11:01:26.157
8 -	29.972	110.0	16.075	144.9	25.358	89.1	21.625	150.1	1:33.030	94.16	1.211	11:02:59.187
9 -	29.998	112.4	15.815	153.9	25.242	91.1	21.325	151.8	1:32.380	(3)	0.561	11:04:31.567
10 -	29.169	114.5	15.755	148.7	25.351	89.9	22.301	149.1	1:32.576	94.62	0.757	11:06:04.143
11 -	31.589	108.5	15.993	148.7	25.614	90.0	21.923	150.4	1:35.119	92.09	3.300	11:07:39.262
12 -	29.400	118.3	16.013	152.1	25.263	90.4	21.536	147.4	1:32.212	(2)	0.393	11:09:11.474
13 -	29.256	117.7	15.775	153.5	25.261	90.6	21.527	148.4	1:31.819	(1)	95.40	11:10:43.293

P28 10		Joe SHELDON-SHAW				Kawasaki - Team SBR Kawasaki						
IDEAL LAP TIME : 1:31.788		BEST LAP TIME : 1:31.856				DIFFERENCE : 0.068						
LAP	SECTOR 1	SECTOR 2		SECTOR 3		SECTOR 4		LAP TIME	MPH	DIFF	TIME OF DAY	
1 -	31.302	102.6	15.944	149.1	25.777	85.9	21.756	154.6	1:34.779	92.42	2.923	10:48:19.660
2 -	29.817	110.3	16.011	140.3	25.728	84.8	21.696	153.5	1:33.252	93.93	1.396	10:49:52.912
3 -	31.295	104.3	16.178	135.8	26.507	80.6	IN PIT		4:33.381	P	3:01.525	10:54:26.293
4 -	OUTLAP	103.5	15.971	145.5	25.586	88.5	21.650	154.2	1:38.076	89.31	6.220	10:56:04.369
5 -	29.671	109.2	15.873	150.4	25.537	88.4	21.572	154.6	1:32.653	(3)	0.797	10:57:37.022
6 -	29.514	113.3	15.736	154.9	25.222	88.1	21.384	152.8	1:31.856	(1)	95.36	10:59:08.878
7 -	36.568	107.3	15.935	149.7	25.699	85.4	IN PIT		4:49.741	P	3:17.885	11:03:58.619
8 -	OUTLAP	111.4	15.668	152.5	25.548	88.5	21.388	153.9	1:34.126	93.06	2.270	11:05:32.745
9 -	29.668	113.5	15.687	149.7	25.489	89.1	21.439	153.9	1:32.283	(2)	0.427	11:07:05.028

P29 96		Kieran SMITH				Honda - Corkie Racing						
IDEAL LAP TIME : 1:31.563		BEST LAP TIME : 1:32.056				DIFFERENCE : 0.493						
LAP	SECTOR 1	SECTOR 2		SECTOR 3		SECTOR 4		LAP TIME	MPH	DIFF	TIME OF DAY	
1 -	OUTLAP	104.6	16.692	148.1	27.154	76.0	22.446	153.9	1:40.506	87.15	8.450	10:48:57.308
2 -	30.381	105.1	16.395	146.5	26.267	75.7	22.177	153.9	1:35.220	91.99	3.164	10:50:32.528
3 -	30.186	104.8	16.093	149.1	26.221	77.3	22.264	154.2	1:34.764	92.43	2.708	10:52:07.292
4 -	29.546	110.3	16.079	150.4	25.661	81.2	21.838	156.0	1:33.124	94.06	1.068	10:53:40.416
5 -	29.257	110.7	16.010	147.4	26.140	76.0	22.034	154.9	1:33.441	93.74	1.385	10:55:13.857
6 -	29.633	109.1	16.021	152.1	26.075	80.9	21.835	155.7	1:33.564	93.62	1.508	10:56:47.421
7 -	29.388	105.1	15.952	149.4	25.457	84.7	21.752	154.9	1:32.549	94.65	0.493	10:58:19.970
8 -	29.426	112.7	15.752	155.7	25.503	81.9	21.553	155.3	1:32.234	(3)	0.178	10:59:52.204
9 -	29.214	107.0	15.866	155.7	25.487	82.5	21.641	155.7	1:32.208	(2)	0.152	11:01:24.412
10 -	29.312	109.6	16.040	151.1	25.613	81.9	IN PIT		3:58.962	P	2:26.906	11:05:23.374
11 -	OUTLAP	107.3	16.103	148.7	25.397	87.7	21.589	156.4	1:35.528	91.69	3.472	11:06:58.902
12 -	29.121	115.5	15.835	159.4	25.137	80.6	21.963	155.3	1:32.056	(1)	95.15	11:08:30.958

FREE PRACTICE 1 - SECTOR ANALYSIS



SECTOR 1 = FL to I1, SECTOR 2 = I1 to I2 SECTOR 3 = I2 to I3, SECTOR 4 = I3 to FL, DIFF = Difference To Personal Best Lap, P = Crossed Finish Line in Pit Lane, D = Time Disallowed

P30 17		Matty WHELAN				Suzuki - Milestone by ATS Racing						
IDEAL LAP TIME : 1:31.812		BEST LAP TIME : 1:32.465				DIFFERENCE : 0.653						
LAP	SECTOR 1	SECTOR 2		SECTOR 3		SECTOR 4		LAP TIME	MPH	DIFF	TIME OF DAY	
1 -	OUTLAP	90.9	17.040	136.9	26.886	80.8	22.544	149.7	1:40.247	87.38	7.782	10:46:46.350
2 -	30.250	103.5	16.333	139.5	25.899	85.1	21.841	149.4	1:34.323	92.87	1.858	10:48:20.673
3 -	29.418	106.1	16.169	137.5	25.670	82.0	21.648	147.8	1:32.905	94.28	0.440	10:49:53.578
4 -	29.867	112.0	16.071	144.9	25.352	90.1	21.642	151.1	1:32.932	94.26	0.467	10:51:26.510
5 -	29.440	108.4	16.285	141.2	25.761	88.1	21.957	146.5	1:33.443	93.74	0.978	10:52:59.953
6 -	29.560	107.7	16.192	142.7	25.223	90.0	21.744	147.4	1:32.719	94.47	0.254	10:54:32.672
7 -	29.369	108.9	15.919	146.8	25.118	83.7	22.059	149.4	1:32.465 (1)	94.73		10:56:05.137
8 -	29.789	111.2	16.049	142.4	25.663	92.8	IN PIT		4:59.310	P	3:26.845	11:01:04.447
9 -	OUTLAP	108.0	16.113	145.2	25.387	91.5	21.638	150.1	1:34.698	92.50	2.233	11:02:39.145
10 -	29.516	114.3	16.027	148.1	25.402	89.4	21.843	147.8	1:32.788	94.40	0.323	11:04:11.933
11 -	29.251	111.6	16.258	149.4	25.282	93.7	21.738	150.8	1:32.529	(3)	0.064	11:05:44.462
12 -	29.480	110.9	16.254	133.1	25.838	88.3	21.581	149.1	1:33.153	94.03	0.688	11:07:17.615
13 -	29.393	109.8	16.174	145.5	25.336	91.4	21.625	148.1	1:32.528	(2)	0.063	11:08:50.143
14 -	29.551	112.9	16.103	148.4	25.383	85.9	21.524	150.1	1:32.561	94.63	0.096	11:10:22.704

P31 79		Jason BURRILL				BMW - Burrill Racing						
IDEAL LAP TIME : 1:35.339		BEST LAP TIME : 1:35.339				DIFFERENCE : 0.000						
LAP	SECTOR 1	SECTOR 2		SECTOR 3		SECTOR 4		LAP TIME	MPH	DIFF	TIME OF DAY	
1 -	OUTLAP	84.0	18.275	118.9	29.375	70.4	23.880	134.4	1:47.310	81.63	11.971	10:47:51.030
2 -	32.303	92.0	17.165	124.9	27.824	75.1	23.075	135.5	1:40.367	87.27	5.028	10:49:31.397
3 -	32.032	92.9	17.199	121.1	27.390	79.2	22.816	130.5	1:39.437	88.09	4.098	10:51:10.834
4 -	31.285	97.6	16.716	125.2	27.459	76.8	23.327	140.1	1:38.787	88.67	3.448	10:52:49.621
5 -	31.343	96.0	17.008	125.2	27.391	76.1	22.896	139.5	1:38.638	88.80	3.299	10:54:28.259
6 -	30.668	98.9	16.591	133.4	27.230	78.1	22.791	135.8	1:37.280	90.04	1.941	10:56:05.539
7 -	31.316	98.3	16.544	130.3	27.193	81.5	IN PIT		5:37.137	P	4:01.798	11:01:42.676
8 -	OUTLAP	95.0	16.835	128.8	26.927	79.5	22.360	135.0	1:43.727	84.45	8.388	11:03:26.403
9 -	30.945	99.7	16.440	131.3	26.566	82.2	22.478	139.2	1:36.429	(3)	90.84	11:05:02.832
10 -	31.890	82.6	16.693	127.5	27.321	79.7	23.003	134.4	1:38.907	88.56	3.568	11:06:41.739
11 -	30.712	100.7	16.386	130.0	26.960	82.6	22.350	144.0	1:36.408	(2)	90.86	11:08:18.147
12 -	30.569	101.3	16.290	133.1	26.350	83.8	22.130	144.3	1:35.339 (1)	91.88		11:09:53.486
13 -	30.730	100.4	16.747	126.1	27.771	75.0	IN PIT		2:04.590	P	29.251	11:11:58.076

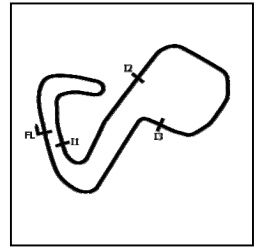
P32 30		Phil ROOKE				Kawasaki - Fly a Spitfire Racing						
IDEAL LAP TIME : 1:35.788		BEST LAP TIME : 1:36.475				DIFFERENCE : 0.687						
LAP	SECTOR 1	SECTOR 2		SECTOR 3		SECTOR 4		LAP TIME	MPH	DIFF	TIME OF DAY	
1 -	OUTLAP	84.0	17.976	125.4	29.588	70.3	24.415	134.7	1:48.414	80.79	11.939	10:46:58.638
2 -	32.546	94.9	16.985	132.6	27.328	77.3	23.358	141.2	1:40.217	87.40	3.742	10:48:38.855
3 -	31.558	100.3	16.854	131.5	27.062	77.4	22.925	141.5	1:38.399	89.02	1.924	10:50:17.254
4 -	31.955	93.2	17.873	129.5	27.160	77.8	IN PIT		2:35.904	P	59.429	10:52:53.158
5 -	OUTLAP	97.8	17.417	129.0	27.303	75.0	23.002	143.0	1:40.292	87.34	3.817	10:54:33.450
6 -	30.746	102.2	16.460	133.6	26.798	79.2	22.977	144.0	1:36.981	(2)	90.32	10:56:10.431
7 -	30.949	104.0	16.504	136.1	26.295	77.9	23.414	140.3	1:37.162	90.15	0.687	10:57:47.593
8 -	30.948	100.4	16.697	130.8	26.785	78.3	22.597	145.5	1:37.027	(3)	90.28	10:59:24.620
9 -	30.539	99.4	16.710	136.6	26.732	78.9	22.494	144.3	1:36.475 (1)	90.79		11:01:01.095
10 -	36.199	62.1	19.414	127.0	27.704	70.5	IN PIT		3:57.128	P	2:20.653	11:04:58.223

MCRCB BULEETIN TK023

2023 Bennetts British Superbike Championship - Round 6

2023 Pirelli National Superstock with Santander Consumer Finance

FREE PRACTICE 1 - SECTOR ANALYSIS



SECTOR 1 = FL to I1, SECTOR 2 = I1 to I2 SECTOR 3 = I2 to I3, SECTOR 4 = I3 to FL, DIFF = Difference To Personal Best Lap, P = Crossed Finish Line in Pit Lane, D = Time Disallowed

P33 61		Scott McFARLANE				Suzuki - True Heroes Racing						
IDEAL LAP TIME : 1:36.659		BEST LAP TIME : 1:37.086				DIFFERENCE : 0.427						
LAP	SECTOR 1	SECTOR 2		SECTOR 3		SECTOR 4		LAP TIME	MPH	DIFF	TIME OF DAY	
1 -	OUTLAP	90.4	17.995	124.7	29.371	73.9	23.645	142.1	1:48.462	80.76	11.376	10:46:57.341
2 -	32.499	98.5	17.038	122.4	27.640	78.7	22.954	134.4	1:40.131	87.48	3.045	10:48:37.472
3 -	33.600	95.5	17.158	127.5	27.500	76.5	22.913	139.8	1:41.171	86.58	4.085	10:50:18.643
4 -	32.027	95.0	17.049	125.6	27.223	79.7	22.986	131.8	1:39.285	88.22	2.199	10:51:57.928
5 -	31.592	101.5	17.069	119.6	26.859	80.7	22.748	136.1	1:38.268	89.14	1.182	10:53:36.196
6 -	31.369	104.3	16.967	122.4	27.074	83.1	22.630	144.0	1:38.040	89.34	0.954	10:55:14.236
7 -	30.937	102.4	16.868	125.4	26.870	80.1	22.567	140.3	1:37.242 (3)	90.08	0.156	10:56:51.478
8 -	31.290	99.8	16.797	123.1	27.104	81.7	IN PIT		5:31.773 P	26.40	3:54.687	11:02:23.251
9 -	OUTLAP	97.2	16.995	127.5	26.697	82.8	22.650	144.9	1:41.957	85.91	4.871	11:04:05.208
10 -	31.146	99.2	16.704	129.5	26.756	83.3	22.480	144.0	1:37.086 (1)	90.22		11:05:42.294
11 -	30.841	100.4	16.878	128.0	26.634	84.8	22.878	144.9	1:37.231 (2)	90.09	0.145	11:07:19.525
12 -	31.135	103.4	16.741	133.4	26.887	82.6	22.582	143.0	1:37.345	89.98	0.259	11:08:56.870
13 -	31.257	99.1	16.759	133.4	26.749	80.3	22.770	131.8	1:37.535	89.81	0.449	11:10:34.405

P34 45		Scott SWANN				Yamaha - Swann Racing						
IDEAL LAP TIME : 1:38.427		BEST LAP TIME : 1:41.755				DIFFERENCE : 3.328						
LAP	SECTOR 1	SECTOR 2		SECTOR 3		SECTOR 4		LAP TIME	MPH	DIFF	TIME OF DAY	
1 -	OUTLAP	82.5	18.191	127.0	28.808	70.1	23.792	143.0	1:47.120	81.77	5.365	10:47:49.867
2 -	34.232	95.7	17.527	126.1	27.205	73.4	22.791	145.8	1:41.755 (1)	86.08		10:49:31.622

MCRCB BULEETIN TK024

2023 Bennetts British Superbike Championship - Round 6

2023 Pirelli National Superstock with Santander Consumer Finance

FREE PRACTICE 1 - BEST SECTORS

SECTOR 1				SECTOR 2				SECTOR 3				SECTOR 4				IDEAL / BEST COMPARISON			
POS	NO	NAME	TIME	NO	NAME	TIME	NO	NAME	TIME	NO	NAME	TIME	POS	NO	NAME	IDEAL	BEST	DIFF	
1	75	OLSEN	27.628	5	KERR	14.889	4	LINFOOT	23.724	75	OLSEN	20.201	1	75	OLSEN	1:26.636	1:26.694	0.058	
2	4	LINFOOT	27.657	34	SEELEY	14.955	75	OLSEN	23.749	4	LINFOOT	20.297	2	4	LINFOOT	1:26.687	1:26.823	0.136	
3	5	KERR	27.804	19	TALBOT	15.007	40	FRANCIS	23.962	34	SEELEY	20.399	3	5	KERR	1:27.139	1:27.302	0.163	
4	19	TALBOT	27.866	4	LINFOOT	15.009	5	KERR	23.992	19	TALBOT	20.434	4	19	TALBOT	1:27.378	1:27.407	0.029	
5	34	SEELEY	28.043	75	OLSEN	15.058	55	BEECH	24.014	5	KERR	20.454	5	34	SEELEY	1:27.526	1:27.553	0.027	
6	3	McCONNNE	28.106	18	WINFIEL	15.087	19	TALBOT	24.071	51	ELLIOTT	20.535	6	12	HEDGER	1:28.074	1:28.274	0.200	
7	40	FRANCIS	28.123	8	ROLLO	15.117	12	HEDGER	24.109	8	ROLLO	20.585	7	55	BEECH	1:28.075	1:28.501	0.426	
8	12	HEDGER	28.176	55	BEECH	15.168	34	SEELEY	24.129	18	WINFIEL	20.610	8	3	McCONNELL	1:28.090	1:28.238	0.148	
9	55	BEECH	28.177	12	HEDGER	15.178	3	McCONNNE	24.158	12	HEDGER	20.611	9	51	ELLIOTT	1:28.120	1:28.170	0.050	
10	8	ROLLO	28.186	3	McCONNNE	15.182	51	ELLIOTT	24.161	3	McCONNNE	20.644	10	8	ROLLO	1:28.120	1:28.465	0.345	
11	99	LUXTON	28.235	51	ELLIOTT	15.183	37	HILLIER	24.201	77	HARRAN	20.667	11	40	FRANCIS	1:28.251	1:28.335	0.084	
12	51	ELLIOTT	28.241	77	HARRAN	15.220	8	ROLLO	24.232	55	BEECH	20.716	12	18	WINFIELD	1:28.446	1:28.588	0.142	
13	23	ALLINGH	28.319	59	TRUELOV	15.266	18	WINFIEL	24.323	23	ALLINGH	20.716	13	23	ALLINGHAM	1:28.694	1:28.835	0.141	
14	77	HARRAN	28.380	24	CUMMINS	15.267	23	ALLINGH	24.325	24	CUMMINS	20.768	14	77	HARRAN	1:28.712	1:28.936	0.224	
15	37	HILLIER	28.411	11	REID	15.321	77	HARRAN	24.445	11	REID	20.793	15	37	HILLIER	1:28.817	1:28.958	0.141	
16	18	WINFIEL	28.426	40	FRANCIS	15.324	99	LUXTON	24.459	37	HILLIER	20.807	16	99	LUXTON	1:28.870	1:28.870	0.000	
17	59	TRUELOV	28.468	57	WHITE	15.324	57	WHITE	24.505	99	LUXTON	20.828	17	24	CUMMINS	1:29.103	1:29.331	0.228	
18	24	CUMMINS	28.500	23	ALLINGH	15.334	59	TRUELOV	24.510	40	FRANCIS	20.842	18	59	TRUELOVE	1:29.184	1:29.386	0.202	
19	39	MORGAN	28.593	99	LUXTON	15.348	24	CUMMINS	24.568	57	WHITE	20.876	19	57	WHITE	1:29.571	1:30.579	1.008	
20	27	SYMONDS	28.782	37	HILLIER	15.398	31	COX	24.615	31	COX	20.881	20	31	COX	1:29.778	1:30.028	0.250	
21	31	COX	28.821	31	COX	15.461	39	MORGAN	24.707	59	TRUELOV	20.940	21	11	REID	1:29.976	1:30.258	0.282	
22	57	WHITE	28.866	25	BOERBOO	15.567	80	BEY	24.894	27	SYMONDS	20.969	22	39	MORGAN	1:30.185	1:30.282	0.097	
23	11	REID	28.905	27	SYMONDS	15.578	11	REID	24.957	39	MORGAN	21.203	23	27	SYMONDS	1:30.295	1:30.666	0.371	
24	26	MOORE	29.033	26	MOORE	15.591	27	SYMONDS	24.966	25	BOERBOO	21.254	24	26	MOORE	1:31.193	1:31.359	0.166	
25	96	SMITH	29.121	10	SHELDON	15.668	26	MOORE	25.079	33	THOMSON	21.325	25	80	BEY	1:31.202	1:31.314	0.112	
26	33	THOMSON	29.169	39	MORGAN	15.682	17	WHELAN	25.118	80	BEY	21.329	26	25	BOERBOOM	1:31.412	1:31.605	0.193	
27	80	BEY	29.196	33	THOMSON	15.719	96	SMITH	25.137	10	SHELDON	21.384	27	33	THOMSON	1:31.455	1:31.819	0.364	
28	17	WHELAN	29.251	96	SMITH	15.752	10	SHELDON	25.222	26	MOORE	21.490	28	96	SMITH	1:31.563	1:32.056	0.493	
29	25	BOERBOO	29.316	80	BEY	15.783	33	THOMSON	25.242	17	WHELAN	21.524	29	10	SHELDON-SHAW	1:31.788	1:31.856	0.068	
30	10	SHELDON	29.514	17	WHELAN	15.919	25	BOERBOO	25.275	96	SMITH	21.553	30	17	WHELAN	1:31.812	1:32.465	0.653	
31	30	ROOKE	30.539	79	BURRILL	16.290	30	ROOKE	26.295	79	BURRILL	22.130	31	79	BURRILL	1:35.339	1:35.339	0.000	
32	79	BURRILL	30.569	30	ROOKE	16.460	79	BURRILL	26.350	61	McFARLA	22.480	32	30	ROOKE	1:35.788	1:36.475	0.687	
33	61	McFARLA	30.841	61	McFARLA	16.704	61	McFARLA	26.634	30	ROOKE	22.494	33	61	McFARLANE	1:36.659	1:37.086	0.427	
34	45	SWANN	30.904	45	SWANN	17.527	45	SWANN	27.205	45	SWANN	22.791	34	45	SWANN	1:38.427	1:41.755	3.328	

MCRCB BULEETIN TK025**2023 Bennetts British Superbike Championship - Round 6****2023 Pirelli National Superstock with Santander Consumer Finance****FREE PRACTICE 1 - BEST SPEEDS**

POS	INTERMEDIATE 1			INTERMEDIATE 2			INTERMEDIATE 3			FINISH LINE		
	NO	NAME	MPH	NO	NAME	MPH	NO	NAME	MPH	NO	NAME	MPH
1	4	LINFOOT	125.2	4	LINFOOT	166.9	3	McCONNELL	98.1	4	LINFOOT	162.4
2	5	KERR	124.2	5	KERR	166.9	75	OLSEN	96.6	19	TALBOT	161.7
3	55	BEECH	124.2	23	ALLINGHAM	165.2	19	TALBOT	96.6	75	OLSEN	161.3
4	40	FRANCIS	124.0	12	HEDGER	164.8	12	HEDGER	96.5	5	KERR	160.9
5	75	OLSEN	123.8	19	TALBOT	164.0	40	FRANCIS	96.4	34	SEELEY	160.9
6	19	TALBOT	122.9	3	McCONNELL	164.0	37	HILLIER	96.0	12	HEDGER	160.5
7	51	ELLIOTT	122.6	40	FRANCIS	163.6	55	BEECH	94.9	23	ALLINGHAM	160.5
8	3	McCONNELL	122.4	34	SEELEY	162.8	34	SEELEY	94.7	8	ROLLO	160.1
9	12	HEDGER	122.2	75	OLSEN	162.4	23	ALLINGHAM	94.2	55	BEECH	159.4
10	59	TRUELOVE	122.2	37	HILLIER	162.4	59	TRUELOVE	93.8	3	McCONNELL	158.6
11	77	HARRAN	121.5	24	CUMMINS	161.7	80	BEY	93.8	99	LUXTON	158.6
12	57	WHITE	121.5	8	ROLLO	161.3	4	LINFOOT	93.7	24	CUMMINS	158.6
13	39	MORGAN	121.1	80	BEY	159.4	17	WHELAN	93.7	51	ELLIOTT	158.2
14	34	SEELEY	120.2	96	SMITH	159.4	8	ROLLO	93.0	18	WINFIELD	158.2
15	23	ALLINGHAM	120.2	11	REID	159.0	5	KERR	92.5	37	HILLIER	158.2
16	24	CUMMINS	120.0	55	BEECH	158.2	51	ELLIOTT	92.3	31	COX	157.9
17	18	WINFIELD	119.8	31	COX	158.2	39	MORGAN	91.4	77	HARRAN	157.5
18	80	BEY	119.8	27	SYMONDS	158.2	18	WINFIELD	91.3	59	TRUELOVE	156.7
19	31	COX	119.6	18	WINFIELD	157.9	77	HARRAN	91.1	11	REID	156.7
20	27	SYMONDS	119.6	77	HARRAN	157.5	33	THOMSON	91.1	96	SMITH	156.4
21	26	MOORE	118.3	59	TRUELOVE	157.1	11	REID	90.9	25	BOERBOOM	156.0
22	33	THOMSON	118.3	26	MOORE	157.1	24	CUMMINS	90.5	40	FRANCIS	155.7
23	37	HILLIER	117.9	99	LUXTON	156.7	57	WHITE	90.5	57	WHITE	155.7
24	8	ROLLO	117.5	57	WHITE	156.7	99	LUXTON	89.9	27	SYMONDS	154.9
25	99	LUXTON	116.5	39	MORGAN	155.7	25	BOERBOOM	89.9	10	SHELDON-SHAW	154.6
26	96	SMITH	115.5	33	THOMSON	154.9	10	SHELDON-SHAW	89.1	39	MORGAN	153.2
27	25	BOERBOOM	114.3	10	SHELDON-SHAW	154.9	27	SYMONDS	88.3	33	THOMSON	152.5
28	17	WHELAN	114.3	51	ELLIOTT	154.6	26	MOORE	87.9	26	MOORE	152.1
29	10	SHELDON-SHAW	114.1	25	BOERBOOM	150.4	96	SMITH	87.7	17	WHELAN	151.1
30	11	REID	113.9	17	WHELAN	149.4	31	COX	87.6	80	BEY	150.4
31	61	McFARLANE	104.3	30	ROOKE	136.6	61	McFARLANE	84.8	45	SWANN	145.8
32	30	ROOKE	104.0	79	BURRILL	133.4	79	BURRILL	83.8	30	ROOKE	145.5
33	45	SWANN	101.9	61	McFARLANE	133.4	30	ROOKE	80.3	61	McFARLANE	144.9
34	79	BURRILL	101.3	45	SWANN	127.0	45	SWANN	73.4	79	BURRILL	144.3

MCRCB BULEETIN TK026

2023 Bennetts British Superbike Championship - Round 6

2023 Pirelli National Superstock with Santander Consumer Finance

FREE PRACTICE 1 - STATISTICS

Competitors Started	34
Planned Start	2023-07-21 @ 10:45:00.000
Actual Start	2023-07-21 @ 10:45:01.506
Finish Time	2023-07-21 @ 11:10:01.506
Track Length	2.4332mi.
Total Laps	412
Total Distance Covered	1002.5153mi.

Session Fastest Lap History

NO	NAME	LAP TIME	TIME OF DAY	LAP	VEHICLE
59	Matt TRUELOVE	1:30.344	10:48:10.379	2	Honda
23	David ALLINGHAM	1:30.186	10:48:10.428	1	Honda
19	Joe TALBOT	1:29.126	10:48:39.748	2	Honda
75	Alex OLSEN	1:29.024	10:48:42.204	2	Honda
4	Dan LINFOOT	1:28.849	10:48:55.371	2	Honda
5	Richard KERR	1:28.842	10:50:12.219	3	Honda
4	Dan LINFOOT	1:26.999	10:50:22.370	3	Honda
75	Alex OLSEN	1:26.927	11:01:30.560	7	Honda
4	Dan LINFOOT	1:26.823	11:07:42.976	10	Honda
75	Alex OLSEN	1:26.694	11:07:44.497	11	Honda

Flag History

TYPE	TIME OF DAY
GREEN	10:45:01.506
FINISH	11:10:01.506

Flag Statistics

TYPE	COUNT	TOTAL LAPS	TOTAL TIME
Green	1	16	28:20.843
Red	0	0	0.000
Safety Car	0	0	0.000
FCY	0	0	0.000

MCRCB BULEETIN TK027

2023 Bennetts British Superbike Championship - Round 6

2023 Pirelli National Superstock with Santander Consumer Finance

FREE PRACTICE 1 - SESSION NOTES

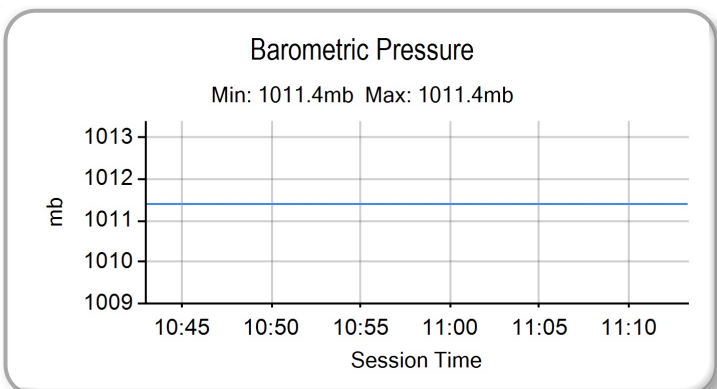
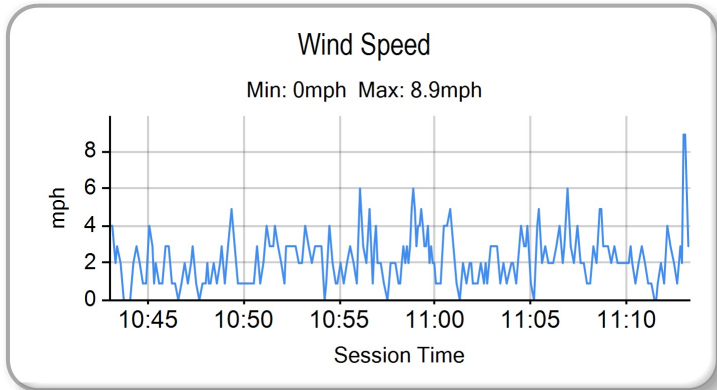
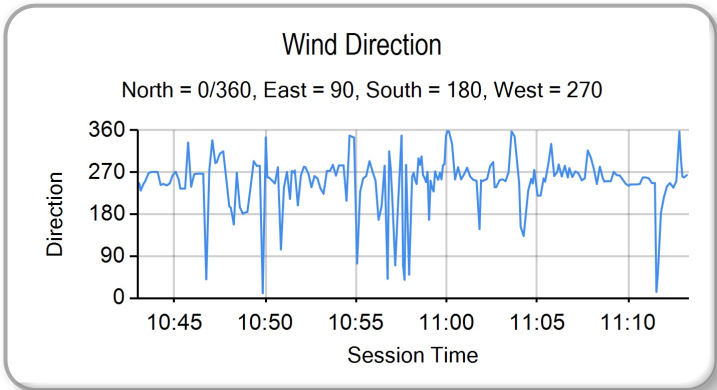
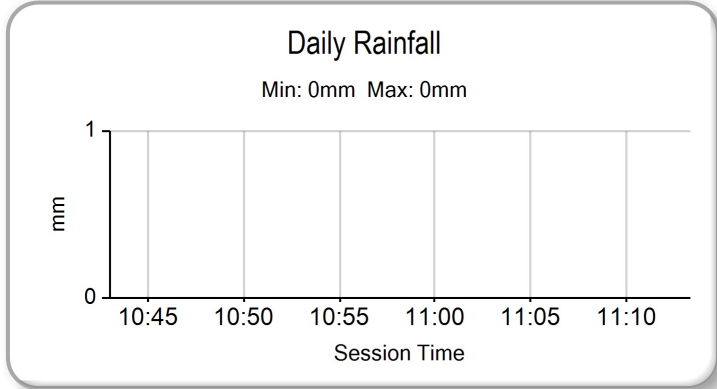
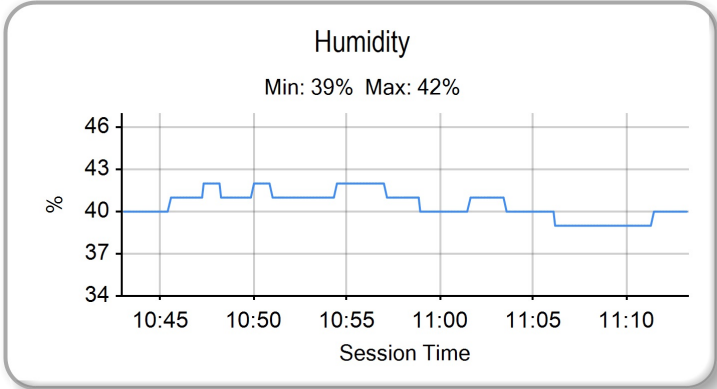
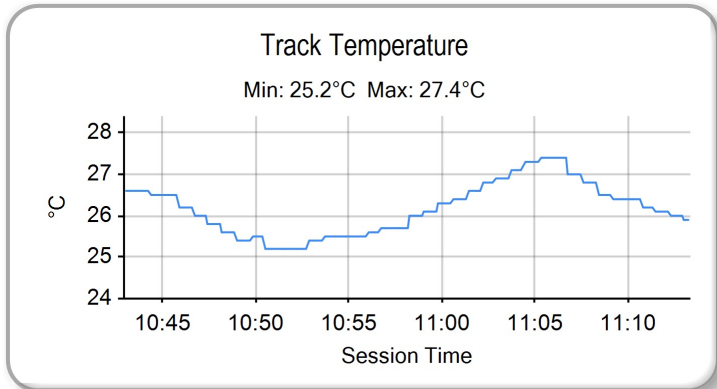
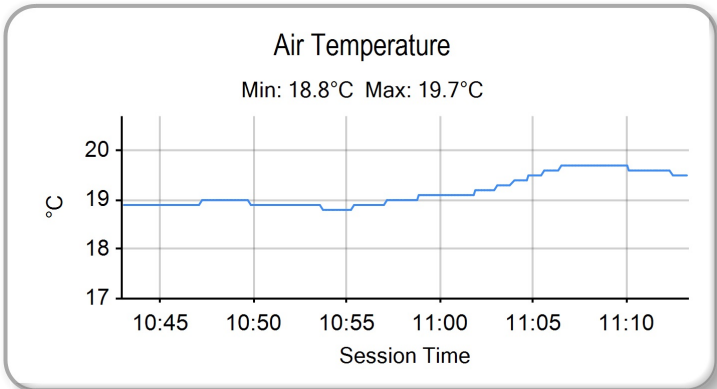
TIME	MESSAGE
10:51:59	NO. 45 STOPPED TECHNICAL PROBLEM - STIRLINGS
10:52:24	NO. 12 TOOK SHORT CUT AT T4 TO PIT LANE - 40S PENALTY AT PIT IN
11:05:10	NO. 3 TOOK SHORT CUT AT T4 TO PIT LANE - 40S PENALTY AT PIT IN

MCRCB BULEETIN TK028

2023 Bennetts British Superbike Championship - Round 6

2023 Pirelli National Superstock with Santander Consumer Finance

FREE PRACTICE 1 - WEATHER CONDITIONS



FREE PRACTICE 2 - CLASSIFICATION

POS	NO	NAME	NAT	ENTRY	TIME	ON	LAPS	GAP	DIFF	MPH
1	75	Alex OLSEN	GBR	Honda - Cumins by Team IWR Honda	1:26.471	4	12			101.30
2	4	Dan LINFOOT	GBR	Honda - Optimum Bikes Racing Ltd	1:26.497	9	13	0.026	0.026	101.27
3	5	Richard KERR	IRL	Honda - AMD Motorsport	1:26.880	5	13	0.409	0.383	100.82
4	34	Alastair SEELEY	GBR	BMW - SYNETIQ BMW Motorrad	1:27.051	10	14	0.580	0.171	100.62
5	8	Lewis ROLLO	GBR	Aprilia - IN Competition / Aprilia	1:27.486	10	15	1.015	0.435	100.12
6	19	Joe TALBOT	GBR	Honda - JR Performance Racing	1:27.535	3	13	1.064	0.049	100.07
7	12	Luke HEDGER	GBR	Kawasaki - MAD Racing	1:27.797	4	13	1.326	0.262	99.77
8	55	Ash BEECH	GBR	Honda - Jones Dorling Racing	1:27.805	12	13	1.334	0.008	99.76
9	23	David ALLINGHAM	GBR	Honda - SMS Racing	1:28.019	5	11	1.548	0.214	99.52
10	3	Billy McCONNELL	AUS	Honda - C&L Fairburn Properties Jackson Racing	1:28.061	6	6	1.590	0.042	99.47
11	37	James HILLIER	GBR	Yamaha - LAMI OMG Racing Yamaha	1:28.091	15	17	1.620	0.030	99.44
12	40	Joe FRANCIS	GBR	Kawasaki - STAUFF Fluid Power / GR Motosport	1:28.106	4	5	1.635	0.015	99.42
13	24	Conor CUMMINS	GBR	Honda - Mileno by Padgetts Motorcycles	1:28.255	10	14	1.784	0.149	99.25
14	51	Brayden ELLIOTT	AUS	Kawasaki - DAO Racing	1:28.277	11	14	1.806	0.022	99.23
15	59	Matt TRUELOVE	GBR	Honda - TAG Racing	1:28.289	5	14	1.818	0.012	99.21
16	18	Shaun WINFIELD	GBR	Honda - TAG Racing	1:28.310	12	13	1.839	0.021	99.19
17	99	Ben LUXTON	GBR	Honda - Ben Luxton Racing	1:28.383	10	14	1.912	0.073	99.11
18	77	Brent HARRAN	ZAF	Honda - Optimum Bikes Racing Ltd	1:28.566	10	16	2.095	0.183	98.90
19	57	Richard WHITE	GBR	BMW - Trackdudes powered by Hilltop Motorcycles	1:29.145	9	13	2.674	0.579	98.26
20	31	Sam COX	GBR	BMW - Sam Cox Racing with Armada Marine Cables	1:29.525	9	13	3.054	0.380	97.84
21	11	Simon REID	GBR	Honda - C&L Fairburn Properties Jackson Racing	1:29.750	14	14	3.279	0.225	97.60
22	39	Max MORGAN	GBR	Kawasaki - MSS Performance	1:30.071	10	13	3.600	0.321	97.25
23	10	Joe SHELDON-SHAW	GBR	Kawasaki - Team SBR Kawasaki	1:30.081	10	13	3.610	0.010	97.24
24	96	Kieran SMITH	GBR	Honda - Corkie Racing	1:30.108	16	16	3.637	0.027	97.21
25	80	Callum BEY	GBR	Suzuki - FilterLogic by EightZero Racing	1:30.301	14	14	3.830	0.193	97.00
26	27	Max SYMONDS	GBR	Yamaha - Symonds Racing	1:30.411	7	14	3.940	0.110	96.88
27	26	Joe MOORE	GBR	Suzuki - Clearline Racing	1:30.728	10	13	4.257	0.317	96.55
28	33	Connor THOMSON	GBR	Kawasaki - Sound Advice Hearing Racing	1:30.790	11	14	4.319	0.062	96.48
29	25	Jorel BOERBOOM	NLD	Kawasaki - G&S Racing	1:30.881	9	11	4.410	0.091	96.38
30	17	Matty WHELAN	GBR	Suzuki - Milestone by ATS Racing	1:30.895	11	15	4.424	0.014	96.37

QUALIFYING LAPTIME (110.0% of 1:26.471) = 1:35.118

31	45	Scott SWANN	GBR	Yamaha - Swann Racing	1:35.260	6	7	8.789	4.365	91.95
32	79	Jason BURRILL	GBR	BMW - Burrill Racing	1:35.395	10	10	8.924	0.135	91.82
33	30	Phil ROOKE	GBR	Kawasaki - Fly a Spitfire Racing	1:35.708	9	12	9.237	0.313	91.52
34	61	Scott McFARLANE	GBR	Suzuki - True Heroes Racing	1:36.157	10	13	9.686	0.449	91.09

Weather / Track : Cloudy / Dry

These results are provisional until the conclusion of any judicial and technical matters.

Brands Hatch GP: 2.4332 miles

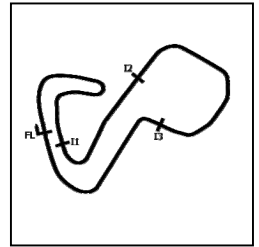
Date: 21/07/2023 Start: 15:35 Finish: 16:00

Race Director : Stuart Higgs <i>S. Higgs</i> Digitally Approved at 16:11 Friday, 21 July 2023	Stewards :	Timekeeper : Richard Evans <i>R. EVANS</i> Digitally Approved at 16:11 Friday, 21 July 2023
---	------------	---

Results can be found at www.britishsuperbike.com

Printed - 16:05 Friday, 21 July 2023

FREE PRACTICE 2 - SECTOR ANALYSIS



SECTOR 1 = FL to I1, SECTOR 2 = I1 to I2 SECTOR 3 = I2 to I3, SECTOR 4 = I3 to FL, DIFF = Difference To Personal Best Lap, P = Crossed Finish Line in Pit Lane, D = Time Disallowed

P1		75		Alex OLSEN				Honda - Cumins by Team IWR Honda						
IDEAL LAP TIME :		1:26.347		BEST LAP TIME :		1:26.471		DIFFERENCE : 0.124						
LAP	SECTOR 1	SECTOR 2		SECTOR 3		SECTOR 4		LAP TIME	MPH	DIFF	TIME OF DAY			
1 -	OUTLAP	100.6	16.043	148.7	25.756	88.7	20.624	159.4	1:34.546	92.65	8.075	15:37:07.674		
2 -		28.009	119.4	15.115	155.7	24.325	86.1	20.886	159.0	1:28.335	99.16	1.864	15:38:36.009	
3 -		27.827	122.4	15.047	157.1	24.092	91.9	20.300	159.4	1:27.266	100.38	0.795	15:40:03.275	
4 -		27.613	123.3	14.956	164.8	23.609	91.6	20.293	161.7	1:26.471 (1)	101.30		15:41:29.746	
5 -		32.115	88.8	15.756	150.4	24.927	84.6	IN PIT	8:31.503	P	17.12	7:05.032	15:50:01.249	
6 -	OUTLAP	104.0	15.686	152.8	24.307	89.2	20.800	157.5	1:34.154	93.03	7.683	15:51:35.403		
7 -		27.831	126.3	15.114	163.2	23.747	95.4	20.382	158.6	1:27.074	(3)	100.60	0.603	15:53:02.477
8 -		28.256	114.3	15.334	147.8	24.679	92.1	20.337	159.7	1:28.606	98.86	2.135	15:54:31.083	
9 -		27.675	126.6	15.037	164.0	23.601	95.8	20.177	161.3	1:26.490	(2)	101.28	0.019	15:55:57.573
10 -		29.301	111.4	15.454	156.0	24.453	89.8	20.896	155.3	1:30.104	97.21	3.633	15:57:27.677	
11 -		29.538	103.8	15.950	152.8	25.758	83.8	21.979	148.4	1:33.225	93.96	6.754	15:59:00.902	
12 -		29.100	107.3	15.604	154.6	24.492	87.7	21.211	146.8	1:30.407	96.89	3.936	16:00:31.309	

P2		4		Dan LINFOOT				Honda - Optimum Bikes Racing Ltd						
IDEAL LAP TIME :		1:26.316		BEST LAP TIME :		1:26.497		DIFFERENCE : 0.181						
LAP	SECTOR 1	SECTOR 2		SECTOR 3		SECTOR 4		LAP TIME	MPH	DIFF	TIME OF DAY			
1 -	OUTLAP	114.7	15.601	153.9	24.557	88.3	20.812	158.2	1:31.032	96.22	4.535	15:37:18.343		
2 -		27.989	124.2	15.149	164.0	24.114	89.7	20.550	159.0	1:27.802	99.76	1.305	15:38:46.145	
3 -		27.551	123.3	14.976	160.9	23.770	89.7	20.626	159.7	1:26.923	100.77	0.426	15:40:13.068	
4 -		27.635	123.8	14.918	166.9	29.801	69.6	21.786	159.4	1:34.140	93.05	7.643	15:41:47.208	
5 -		27.665	124.7	15.061	163.6	23.540	94.7	20.399	160.9	1:26.665	(3)	101.07	0.168	15:43:13.873
6 -		33.022	87.6	16.455	135.5	26.538	76.4	21.362	159.4	1:37.377	89.95	10.880	15:44:51.250	
7 -		27.552	125.4	14.943	166.5	23.702	91.1	20.338	159.7	1:26.535	(2)	101.22	0.038	15:46:17.785
8 -		27.598	126.3	14.903	166.9	24.396	87.1	21.247	159.0	1:28.144	99.38	1.647	15:47:45.929	
9 -		27.582	126.8	14.887	167.3	23.638	91.1	20.390	159.4	1:26.497 (1)	101.27		15:49:12.426	
10 -		30.111	113.3	15.709	151.4	25.022	84.9	IN PIT	6:27.164	P	22.62	5:00.667	15:55:39.590	
11 -	OUTLAP	113.1	15.844	152.8	25.122	84.5	21.429	157.5	1:34.125	93.06	7.628	15:57:13.715		
12 -		28.508	122.9	15.192	159.4	23.987	92.3	20.588	159.7	1:28.275	99.23	1.778	15:58:41.990	
13 -		27.771	124.9	14.981	165.6	23.794	93.0	20.376	160.5	1:26.922	100.77	0.425	16:00:08.912	

P3		5		Richard KERR				Honda - AMD Motorsport						
IDEAL LAP TIME :		1:26.722		BEST LAP TIME :		1:26.880		DIFFERENCE : 0.158						
LAP	SECTOR 1	SECTOR 2		SECTOR 3		SECTOR 4		LAP TIME	MPH	DIFF	TIME OF DAY			
1 -	OUTLAP	107.2	15.358	150.8	26.121	82.9	20.666	159.7	1:32.152	95.05	5.272	15:37:10.724		
2 -		27.749	118.3	15.041	166.9	23.783	90.0	20.467	157.5	1:27.040	(2)	100.64	0.160	15:38:37.764
3 -		29.059	118.9	15.109	159.4	24.780	87.8	20.597	160.1	1:29.545	97.82	2.665	15:40:07.309	
4 -		29.217	111.4	15.710	150.1	25.429	90.5	20.767	160.1	1:31.123	96.13	4.243	15:41:38.432	
5 -		27.701	125.2	14.842	164.0	23.894	87.7	20.443	161.7	1:26.880 (1)	100.82		15:43:05.312	
6 -		29.681	115.3	15.279	158.2	24.257	90.4	20.596	159.7	1:29.813	97.53	2.933	15:44:35.125	
7 -		31.747	92.8	16.512	136.3	25.007	85.4	IN PIT	7:16.626	P	20.06	5:49.746	15:51:51.751	
8 -	OUTLAP	113.5	15.342	151.4	24.465	90.6	21.158	159.7	1:30.071	97.25	3.191	15:53:21.822		
9 -		28.282	112.4	15.601	158.2	24.905	89.7	23.416	157.5	1:32.204	95.00	5.324	15:54:54.026	
10 -		27.682	124.5	14.951	164.8	23.973	87.7	21.461	158.2	1:28.067	99.46	1.187	15:56:22.093	
11 -		27.654	120.9	14.961	163.6	23.935	95.7	20.585	159.0	1:27.135	(3)	100.53	0.255	15:57:49.228
12 -		31.514	97.1	16.387	142.7	25.580	80.1	25.510	159.0	1:38.991	88.49	12.111	15:59:28.219	
13 -		29.852	117.3	15.124	158.2	24.672	86.0	20.585	157.1	1:30.233	97.08	3.353	16:00:58.452	

MCRCB BULLETIN TK077

2023 Bennetts British Superbike Championship - Round 6

2023 Pirelli National Superstock with Santander Consumer Finance

FREE PRACTICE 2 - SECTOR ANALYSIS



SECTOR 1 = FL to I1, SECTOR 2 = I1 to I2 SECTOR 3 = I2 to I3, SECTOR 4 = I3 to FL, DIFF = Difference To Personal Best Lap, P = Crossed Finish Line in Pit Lane, D = Time Disallowed

P4 34		Alastair SEELEY				BMW - SYNETIQ BMW Motorrad						
IDEAL LAP TIME : 1:26.948		BEST LAP TIME : 1:27.051				DIFFERENCE : 0.103						
LAP	SECTOR 1	SECTOR 2		SECTOR 3		SECTOR 4		LAP TIME	MPH	DIFF	TIME OF DAY	
1 -	OUTLAP	81.8	18.562	110.7	26.734	84.2	21.437	162.4	1:44.174	84.08	17.123	15:37:04.963
2 -	27.932	117.5	15.152	140.1	24.980	90.6	20.684	162.4	1:28.748	98.70	1.697	15:38:33.711
3 -	27.840	116.1	15.329	158.2	24.015	92.9	20.449	163.6	1:27.633	99.96	0.582	15:40:01.344
4 -	27.844	121.5	14.928	167.7	24.358	94.9	20.383	163.2	1:27.513 (3)	100.09	0.462	15:41:28.857
5 -	27.945	120.9	14.823	162.0	24.208	91.0	20.888	161.7	1:27.864	99.69	0.813	15:42:56.721
6 -	28.115	120.6	15.173	152.5	29.668	47.7	22.246	162.0	1:35.202	92.01	8.151	15:44:31.923
7 -	28.984	104.6	16.459	144.9	25.337	90.1	IN PIT		6:22.747 P	22.88	4:55.696	15:50:54.670
8 -	OUTLAP	108.5	15.643	149.1	24.900	88.5	20.665	162.4	1:32.755	94.44	5.704	15:52:27.425
9 -	28.039	119.8	14.975	162.4	23.996	94.9	20.343	164.0	1:27.353 (2)	100.28	0.302	15:53:54.778
10 -	27.835	117.9	14.901	162.8	23.947	95.4	20.368	161.7	1:27.051 (1)	100.62		15:55:21.829
11 -	29.336	114.1	15.457	154.2	24.600	92.6	20.828	162.8	1:30.221	97.09	3.170	15:56:52.050
12 -	28.016	117.9	14.937	162.8	24.195	92.3	20.477	161.7	1:27.625	99.96	0.574	15:58:19.675
13 -	28.228	115.7	15.095	155.3	25.045	90.1	20.700	161.3	1:29.068	98.35	2.017	15:59:48.743
14 -	29.824	103.8	15.338	158.6	24.624	89.5	20.961	160.1	1:30.747	96.53	3.696	16:01:19.490

P5 8		Lewis ROLLO				Aprilia - IN Competition / Aprilia						
IDEAL LAP TIME : 1:27.258		BEST LAP TIME : 1:27.486				DIFFERENCE : 0.228						
LAP	SECTOR 1	SECTOR 2		SECTOR 3		SECTOR 4		LAP TIME	MPH	DIFF	TIME OF DAY	
1 -	OUTLAP	99.8	16.366	149.4	25.680	89.1	20.859	158.2	1:35.201	92.01	7.715	15:37:09.699
2 -	28.503	114.1	15.489	151.1	24.232	90.0	20.712	157.5	1:28.936	98.49	1.450	15:38:38.635
3 -	28.511	115.3	15.166	151.8	24.636	86.1	20.534	158.6	1:28.847	98.59	1.361	15:40:07.482
4 -	29.540	112.9	15.026	160.1	24.216	91.6	20.566	160.5	1:29.348	98.04	1.862	15:41:36.830
5 -	28.213	115.7	15.125	160.1	24.327	90.9	20.679	160.9	1:28.344	99.15	0.858	15:43:05.174
6 -	28.128	119.4	15.055	157.1	24.108	92.9	20.511	160.5	1:27.802 (3)	99.76	0.316	15:44:32.976
7 -	28.251	113.1	16.387	137.2	26.912	83.6	IN PIT		4:53.446 P	29.85	3:25.960	15:49:26.422
8 -	OUTLAP	100.9	15.950	142.7	25.549	88.6	20.966	158.2	1:34.194	92.99	6.708	15:51:00.616
9 -	28.197	118.9	15.221	159.7	24.058	92.6	20.529	161.3	1:28.005	99.53	0.519	15:52:28.621
10 -	27.857	122.9	15.044	160.1	24.101	92.5	20.484	161.3	1:27.486 (1)	100.12		15:53:56.107
11 -	28.235	118.3	15.066	158.6	24.072	92.6	20.567	160.1	1:27.940	99.61	0.454	15:55:24.047
12 -	28.060	119.6	15.115	156.0	24.421	92.6	20.682	156.7	1:28.278	99.23	0.792	15:56:52.325
13 -	28.033	116.3	15.066	158.2	24.240	93.0	20.317	160.5	1:27.656 (2)	99.93	0.170	15:58:19.981
14 -	28.097	116.3	15.071	156.4	24.407	94.1	20.421	158.6	1:27.996	99.54	0.510	15:59:47.977
15 -	31.907	90.6	19.077	141.2	25.851	86.2	21.833	146.8	1:38.668	88.78	11.182	16:01:26.645

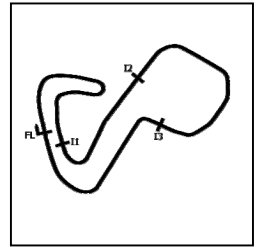
P6 19		Joe TALBOT				Honda - JR Performance Racing						
IDEAL LAP TIME : 1:27.365		BEST LAP TIME : 1:27.535				DIFFERENCE : 0.170						
LAP	SECTOR 1	SECTOR 2		SECTOR 3		SECTOR 4		LAP TIME	MPH	DIFF	TIME OF DAY	
1 -	OUTLAP	100.0	15.774	155.3	25.044	92.6	20.524	161.3	1:31.902	95.31	4.367	15:37:08.488
2 -	27.922	121.1	15.046	157.5	24.381	92.0	20.751	161.3	1:28.100	99.43	0.565	15:38:36.588
3 -	27.876	121.7	15.015	161.7	24.222	89.4	20.422	163.2	1:27.535 (1)	100.07		15:40:04.123
4 -	28.395	116.1	15.064	158.6	24.447	93.4	20.414	160.1	1:28.320	99.18	0.785	15:41:32.443
5 -	28.171	122.4	15.040	159.4	24.260	93.8	20.513	159.7	1:27.984	99.56	0.449	15:43:00.427
6 -	27.976	122.9	15.144	158.2	24.380	92.6	20.486	158.2	1:27.986	99.55	0.451	15:44:28.413
7 -	36.726	74.8	17.117	135.5	25.206	84.9	IN PIT		7:27.349 P	19.58	5:59.814	15:51:55.762
8 -	OUTLAP	116.5	15.247	155.7	24.097	94.9	20.503	160.1	1:29.781	97.56	2.246	15:53:25.543
9 -	27.895	123.8	15.046	166.9	24.060	96.5	20.696	159.7	1:27.697 (2)	99.88	0.162	15:54:53.240
10 -	27.961	125.4	15.148	161.3	24.139	93.5	20.513	160.1	1:27.761 (3)	99.81	0.226	15:56:21.001
11 -	28.010	122.2	15.130	156.4	24.492	93.0	20.787	157.5	1:28.419	99.07	0.884	15:57:49.420
12 -	29.841	102.6	16.783	140.9	25.331	86.1	27.245	156.0	1:39.200	88.30	11.665	15:59:28.620
13 -	31.418	66.9	16.826	154.6	25.161	78.2	22.073	153.9	1:35.478	91.74	7.943	16:01:04.098

MCRCB BULLETIN TK077

2023 Bennetts British Superbike Championship - Round 6

2023 Pirelli National Superstock with Santander Consumer Finance

FREE PRACTICE 2 - SECTOR ANALYSIS



SECTOR 1 = FL to I1, SECTOR 2 = I1 to I2 SECTOR 3 = I2 to I3, SECTOR 4 = I3 to FL, DIFF = Difference To Personal Best Lap, P = Crossed Finish Line in Pit Lane, D = Time Disallowed

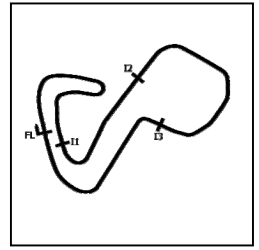
P7 12		Luke HEDGER				Kawasaki - MAD Racing						
IDEAL LAP TIME : 1:27.703		BEST LAP TIME : 1:27.797				DIFFERENCE : 0.094						
LAP	SECTOR 1	SECTOR 2		SECTOR 3		SECTOR 4		LAP TIME	MPH	DIFF	TIME OF DAY	
1 -	OUTLAP	106.6	16.048	146.8	25.554	79.0	21.183	158.2	1:34.620	92.57	6.823	15:37:31.709
2 -	28.605	120.2	15.373	159.0	24.184	92.5	20.606	159.0	1:28.768	98.68	0.971	15:39:00.477
3 -	28.347	119.4	15.234	163.2	24.051	93.4	20.586	159.4	1:28.218	99.29	0.421	15:40:28.695
4 -	28.102	119.8	15.182	165.6	23.971	92.8	20.542	159.4	1:27.797 (1)	99.77		15:41:56.492
5 -	28.185	120.4	15.223	162.4	24.488	87.3	IN PIT		5:36.440 P	26.03	4:08.643	15:47:32.932
6 -	OUTLAP	112.9	15.693	157.9	24.341	90.8	21.045	157.1	1:30.185	97.13	2.388	15:49:03.117
7 -	28.455	122.0	15.265	161.7	24.023	90.5	20.670	160.5	1:28.413	99.07	0.616	15:50:31.530
8 -	28.261	121.7	15.152	164.8	23.995	93.7	20.588	158.2	1:27.996 (2)	99.54	0.199	15:51:59.526
9 -	28.102	120.2	15.129	162.8	24.006	92.8	20.885	157.9	1:28.122	99.40	0.325	15:53:27.648
10 -	28.061	121.7	15.211	164.4	24.151	92.9	20.584	159.0	1:28.007 (3)	99.53	0.210	15:54:55.655
11 -	28.327	121.1	15.164	165.2	24.114	93.2	20.718	158.6	1:28.323	99.17	0.526	15:56:23.978
12 -	28.178	122.0	15.206	163.2	25.139	88.1	IN PIT		3:14.409 P	45.05	1:46.612	15:59:38.387
13 -	OUTLAP	115.7	15.658	154.9	25.468	89.7	23.645	140.1	1:40.289	87.34	12.492	16:01:18.676

P8 55		Ash BEECH				Honda - Jones Dorling Racing						
IDEAL LAP TIME : 1:27.536		BEST LAP TIME : 1:27.805				DIFFERENCE : 0.269						
LAP	SECTOR 1	SECTOR 2		SECTOR 3		SECTOR 4		LAP TIME	MPH	DIFF	TIME OF DAY	
1 -	OUTLAP	81.2	18.604	124.0	28.272	85.8	22.276	139.8	1:46.552	82.21	18.747	15:37:02.445
2 -	34.228	80.8	16.024	151.1	25.686	90.9	21.201	156.4	1:37.139	90.17	9.334	15:38:39.584
3 -	28.654	119.8	15.210	155.7	24.122	88.4	20.556	158.6	1:28.542	98.93	0.737	15:40:08.126
4 -	29.078	115.1	15.362	149.4	23.899	96.1	20.664	159.4	1:29.003	98.42	1.198	15:41:37.129
5 -	28.334	117.1	15.200	157.9	23.975	86.7	20.867	160.5	1:28.376 (2)	99.12	0.571	15:43:05.505
6 -	29.877	111.6	15.395	152.5	24.189	90.4	20.513	159.0	1:29.974	97.35	2.169	15:44:35.479
7 -	27.977	123.1	15.172	155.7	24.329	86.9	IN PIT		3:35.275 P	40.69	2:07.470	15:48:10.754
8 -	OUTLAP	110.0	15.933	141.8	25.029	91.8	20.894	154.9	1:35.231	91.98	7.426	15:49:45.985
9 -	28.830	117.7	15.501	153.2	24.371	86.2	IN PIT		5:04.716 P	28.74	3:36.911	15:54:50.701
10 -	OUTLAP	109.2	15.677	151.1	29.588	75.1	24.907	157.5	1:49.312	80.13	21.507	15:56:40.013
11 -	28.324	124.2	15.338	156.7	24.004	94.9	20.712	158.2	1:28.378 (3)	99.11	0.573	15:58:08.391
12 -	28.033	125.6	15.222	161.3	24.062	93.5	20.488	159.4	1:27.805 (1)	99.76		15:59:36.196
13 -	32.356	114.3	15.425	159.4	24.267	92.4	20.758	153.9	1:32.806	94.38	5.001	16:01:09.002

P9 23		David ALLINGHAM				Honda - SMS Racing						
IDEAL LAP TIME : 1:27.970		BEST LAP TIME : 1:28.019				DIFFERENCE : 0.049						
LAP	SECTOR 1	SECTOR 2		SECTOR 3		SECTOR 4		LAP TIME	MPH	DIFF	TIME OF DAY	
1 -	OUTLAP	105.3	16.148	154.2	25.336	85.7	21.068	160.1	1:34.472	92.72	6.453	15:37:06.255
2 -	28.527	114.5	15.419	159.4	24.364	91.8	20.717	160.9	1:29.027	98.39	1.008	15:38:35.282
3 -	28.238	118.3	15.186	157.9	24.778	88.7	20.545	160.9	1:28.747 (2)	98.70	0.728	15:40:04.029
4 -	28.359	118.5	15.233	156.0	24.727	88.8	20.596	160.5	1:28.915	98.51	0.896	15:41:32.944
5 -	28.180	117.5	15.084	162.8	24.161	91.9	20.594	160.9	1:28.019 (1)	99.52		15:43:00.963
6 -	28.244	118.3	15.206	159.0	24.840	91.0	IN PIT		9:41.118 P	15.07	8:13.099	15:52:42.081
7 -	OUTLAP	107.5	15.840	154.9	24.828	91.3	20.969	159.4	1:36.215	91.04	8.196	15:54:18.296
8 -	28.588	118.9	15.491	161.3	24.324	90.4	21.117	157.5	1:29.520	97.85	1.501	15:55:47.816
9 -	28.879	118.5	15.406	158.2	25.902	86.3	21.005	159.0	1:31.192	96.05	3.173	15:57:19.008
10 -	28.430	115.7	15.283	163.6	24.266	90.3	20.795	159.0	1:28.774 (3)	98.67	0.755	15:58:47.782
11 -	28.483	119.1	15.337	161.7	24.321	90.9	20.682	159.7	1:28.823	98.62	0.804	16:00:16.605

P10 3		Billy McCONNELL				Honda - C&L Fairburn Properties Jackson Racing						
IDEAL LAP TIME : 1:27.711		BEST LAP TIME : 1:28.061				DIFFERENCE : 0.350						
LAP	SECTOR 1	SECTOR 2		SECTOR 3		SECTOR 4		LAP TIME	MPH	DIFF	TIME OF DAY	
1 -	OUTLAP	83.6	17.730	128.5	27.283	90.5	21.078	156.7	1:40.772	86.92	12.711	15:36:54.809
2 -	28.443	110.5	16.503	151.1	25.507	89.1	21.592	157.1	1:32.045	95.16	3.984	15:38:26.854
3 -	28.196	119.6	15.280	159.7	24.150	94.7	20.981	157.1	1:28.607 (3)	98.86	0.546	15:39:55.461
4 -	28.418	118.3	15.835	157.1	25.009	93.9	20.952	157.5	1:30.214	97.10	2.153	15:41:25.675
5 -	28.061	124.7	15.181	157.9	24.297	98.1	20.659	158.6	1:28.198 (2)	99.32	0.137	15:42:53.873
6 -	27.827	123.3	15.075	162.4	24.347	92.6	20.812	158.2	1:28.061 (1)	99.47		15:44:21.934

FREE PRACTICE 2 - SECTOR ANALYSIS



SECTOR 1 = FL to I1, SECTOR 2 = I1 to I2 SECTOR 3 = I2 to I3, SECTOR 4 = I3 to FL, DIFF = Difference To Personal Best Lap, P = Crossed Finish Line in Pit Lane, D = Time Disallowed

P11 37		James HILLIER				Yamaha - LAMI OMG Racing Yamaha						
IDEAL LAP TIME : 1:28.091		BEST LAP TIME : 1:28.091				DIFFERENCE : 0.000						
LAP	SECTOR 1	SECTOR 2		SECTOR 3		SECTOR 4		LAP TIME	MPH	DIFF	TIME OF DAY	
1 -	OUTLAP	109.2	16.093	149.1	25.380	89.7	21.096	156.7	1:34.840	92.36	6.749	15:36:37.807
2 -	28.730	122.2	15.431	151.8	24.882	91.5	21.737	157.9	1:30.780	96.49	2.689	15:38:08.587
3 -	28.593	116.3	15.939	142.7	27.764	74.1	24.745	156.7	1:37.041	90.26	8.950	15:39:45.628
4 -	28.733	114.5	16.846	122.6	29.648	87.8	22.110	155.3	1:37.337	89.99	9.246	15:41:22.965
5 -	28.528	122.0	15.440	153.9	24.249	96.1	20.934	157.9	1:29.151	98.25	1.060	15:42:52.116
6 -	28.357	116.1	15.405	152.8	25.012	92.0	21.401	157.9	1:30.175	97.14	2.084	15:44:22.291
7 -	28.396	120.0	15.364	162.8	24.510	88.6	22.276	157.9	1:30.546	96.74	2.455	15:45:52.837
8 -	28.282	120.6	15.352	158.2	24.338	88.8	21.063	157.5	1:29.035	98.38	0.944	15:47:21.872
9 -	30.268	97.2	16.798	147.4	28.694	73.9	25.265	155.3	1:41.025	86.70	12.934	15:49:02.897
10 -	28.914	117.1	15.375	154.2	24.192	91.4	20.777	157.5	1:29.258	98.14	1.167	15:50:32.155
11 -	28.274	120.4	15.288	159.4	24.163	99.1	20.970	157.9	1:28.695 (3)	98.76	0.604	15:52:00.850
12 -	31.463	111.4	16.512	144.3	30.246	59.5	29.970	147.8	1:48.191	80.96	20.100	15:53:49.041
13 -	33.283	72.6	16.238	150.8	25.471	92.5	20.783	157.1	1:35.775	91.46	7.684	15:55:24.816
14 -	28.252	122.2	15.288	159.4	24.156	95.1	20.721	157.9	1:28.417 (2)	99.07	0.326	15:56:53.233
15 -	28.242	117.1	15.236	160.1	24.022	93.8	20.591	159.4	1:28.091 (1)	99.44		15:58:21.324
16 -	28.620	116.9	15.531	156.7	25.652	91.5	20.922	158.2	1:30.725	96.55	2.634	15:59:52.049
17 -	29.079	106.1	16.401	154.2	25.131	83.0	21.663	148.4	1:32.274	94.93	4.183	16:01:24.323

P12 40		Joe FRANCIS				Kawasaki - STAUFF Fluid Power / GR Motosport						
IDEAL LAP TIME : 1:27.847		BEST LAP TIME : 1:28.106				DIFFERENCE : 0.259						
LAP	SECTOR 1	SECTOR 2		SECTOR 3		SECTOR 4		LAP TIME	MPH	DIFF	TIME OF DAY	
1 -	OUTLAP	106.3	16.025	148.7	25.284	86.8	21.247	155.3	1:33.354	93.83	5.248	15:37:11.904
2 -	28.215	122.9	15.188	159.7	24.034	91.6	20.740	150.8	1:28.177 (2)	99.34	0.071	15:38:40.081
3 -	30.003	107.7	15.574	145.2	25.399	88.0	22.561	154.6	1:33.537	93.65	5.431	15:40:13.618
4 -	28.107	120.9	15.218	160.5	24.028	94.2	20.753	156.4	1:28.106 (1)	99.42		15:41:41.724
5 -	28.040	123.1	15.217	162.4	24.183	86.9	20.924	155.3	1:28.364 (3)	99.13	0.258	15:43:10.088

P13 24		Conor CUMMINS				Honda - Milenco by Padgett's Motorcycles						
IDEAL LAP TIME : 1:28.255		BEST LAP TIME : 1:28.255				DIFFERENCE : 0.000						
LAP	SECTOR 1	SECTOR 2		SECTOR 3		SECTOR 4		LAP TIME	MPH	DIFF	TIME OF DAY	
1 -	OUTLAP	92.0	17.321	144.6	27.264	78.4	21.944	154.9	1:42.375	85.56	14.120	15:36:57.270
2 -	29.441	106.5	15.920	153.5	25.198	82.9	21.570	155.7	1:32.129	95.08	3.874	15:38:29.399
3 -	28.744	114.5	15.482	157.1	24.439	87.4	20.855	157.9	1:29.520	97.85	1.265	15:39:58.919
4 -	30.482	106.6	15.439	159.7	24.417	88.5	20.717	159.0	1:31.055	96.20	2.800	15:41:29.974
5 -	28.959	110.0	15.634	156.4	24.799	85.4	21.852	156.7	1:31.244	96.00	2.989	15:43:01.218
6 -	28.452	115.3	15.271	161.3	24.555	86.8	21.006	152.1	1:29.284 (3)	98.11	1.029	15:44:30.502
7 -	33.169	54.6	19.876	132.6	25.303	85.2	IN PIT		4:56.330 P	29.56	3:28.075	15:49:26.832
8 -	OUTLAP	105.1	16.002	140.1	25.691	86.0	20.936	154.2	1:34.125	93.06	5.870	15:51:00.957
9 -	28.911	112.9	15.388	163.2	24.064	89.5	20.691	158.6	1:29.054 (2)	98.36	0.799	15:52:30.011
10 -	28.440	117.3	15.215	164.0	24.037	89.3	20.563	158.6	1:28.255 (1)	99.25		15:53:58.266
11 -	28.993	117.5	15.410	157.5	24.650	90.1	21.024	156.4	1:30.077	97.24	1.822	15:55:28.343
12 -	29.881	112.4	15.686	159.0	24.909	86.1	25.384	152.1	1:35.860	91.38	7.605	15:57:04.203
13 -	37.374	32.4	17.031	160.1	24.308	88.7	20.932	155.7	1:39.645	87.91	11.390	15:58:43.848
14 -	30.157	110.1	15.656	159.7	24.582	85.5	21.077	153.5	1:31.472	95.76	3.217	16:00:15.320

FREE PRACTICE 2 - SECTOR ANALYSIS



SECTOR 1 = FL to I1, SECTOR 2 = I1 to I2 SECTOR 3 = I2 to I3, SECTOR 4 = I3 to FL, DIFF = Difference To Personal Best Lap, P = Crossed Finish Line in Pit Lane, D = Time Disallowed

P14 51		Brayden ELLIOTT						Kawasaki - DAO Racing				
IDEAL LAP TIME : 1:28.074		BEST LAP TIME : 1:28.277						DIFFERENCE : 0.203				
LAP	SECTOR 1	SECTOR 2		SECTOR 3		SECTOR 4		LAP TIME	MPH	DIFF	TIME OF DAY	
1 -	OUTLAP	116.5	15.421	153.5	24.360	87.3	20.713	156.0	1:29.814	97.53	1.537	15:37:20.096
2 -	28.592	120.0	15.260	156.4	24.381	87.4	20.695	155.3	1:28.928	98.50	0.651	15:38:49.024
3 -	28.313	119.8	15.181	153.9	24.430	86.2	21.031	154.9	1:28.955	98.47	0.678	15:40:17.979
4 -	29.534	111.6	15.401	154.2	24.305	89.0	20.601	155.7	1:29.841	97.50	1.564	15:41:47.820
5 -	28.219	119.4	15.176	150.4	24.484	92.5	20.604	157.1	1:28.483	99.00	0.206	15:43:16.303
6 -	28.255	117.3	15.349	157.9	24.141	91.8	20.714	156.7	1:28.459 (3)	99.02	0.182	15:44:44.762
7 -	30.905	90.5					IN PIT		4:39.655 P	31.32	3:11.378	15:49:24.417
8 -	OUTLAP	106.8	16.096	145.5	24.978	87.7	IN PIT		1:55.510 P	75.83	27.233	15:51:19.927
9 -	OUTLAP	98.1	16.528	141.2	26.418	83.5	21.231	152.1	1:38.401	89.02	10.124	15:52:58.328
10 -	28.777	119.8	15.222	158.2	24.466	93.4	20.793	154.2	1:29.258	98.14	0.981	15:54:27.586
11 -	28.166	122.4	15.188	160.5	24.230	91.9	20.693	155.7	1:28.277 (1)	99.23		15:55:55.863
12 -	28.171	120.4	15.166	159.7	24.290	85.3	21.274	156.0	1:28.901	98.53	0.624	15:57:24.764
13 -	28.618	117.9	15.236	159.4	24.460	91.8	20.839	155.3	1:29.153	98.25	0.876	15:58:53.917
14 -	28.246	120.0	15.186	159.7	24.267	93.2	20.721	158.2	1:28.420 (2)	99.07	0.143	16:00:22.337

P15 59		Matt TRUELOVE						Honda - TAG Racing				
IDEAL LAP TIME : 1:27.978		BEST LAP TIME : 1:28.289						DIFFERENCE : 0.311				
LAP	SECTOR 1	SECTOR 2		SECTOR 3		SECTOR 4		LAP TIME	MPH	DIFF	TIME OF DAY	
1 -	OUTLAP	106.6	16.108	153.2	25.621	79.7	21.615	156.7	1:38.805	88.65	10.516	15:36:44.820
2 -	28.439	121.7	15.241	154.2	24.611	90.5	20.874	157.9	1:29.165	98.24	0.876	15:38:13.985
3 -	28.066	124.9	15.176	156.4	24.526	90.0	21.160	156.4	1:28.928	98.50	0.639	15:39:42.913
4 -	36.712	80.4	17.343	148.7	24.691	91.1	20.754	158.2	1:39.500	88.03	11.211	15:41:22.413
5 -	28.045	122.4	15.168	159.4	24.264	89.9	20.812	158.2	1:28.289 (1)	99.21		15:42:50.702
6 -	31.155	96.4	15.837	154.2	25.373	81.7	IN PIT		4:25.072 P	33.04	2:56.783	15:47:15.774
7 -	OUTLAP	59.5	19.172	144.0	24.904	91.9	23.345	156.7	1:48.536	80.70	20.247	15:49:04.310
8 -	28.392	117.1	15.118	154.2	24.622	89.9	20.904	158.2	1:29.036	98.38	0.747	15:50:33.346
9 -	28.356	120.9	15.065	160.1	24.305	91.5	20.604	157.9	1:28.330 (2)	99.17	0.041	15:52:01.676
10 -	28.425	121.1	15.139	157.1	24.481	93.3	20.832	157.1	1:28.877	98.56	0.588	15:53:30.553
11 -	28.519	119.4	15.142	153.5	24.807	91.5	IN PIT		3:15.008 P	44.92	1:46.719	15:56:45.561
12 -	OUTLAP	71.5	16.524	156.7	24.482	93.7	20.785	156.7	1:37.047	90.26	8.758	15:58:22.608
13 -	28.129	122.9	15.203	161.3	24.476	93.2	20.726	158.2	1:28.534 (3)	98.94	0.245	15:59:51.142
14 -	28.540	111.8	15.569	156.4	25.494	91.1	21.756	141.8	1:31.359	95.88	3.070	16:01:22.501

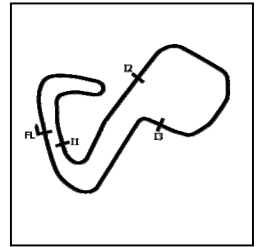
P16 18		Shaun WINFIELD						Honda - TAG Racing				
IDEAL LAP TIME : 1:28.175		BEST LAP TIME : 1:28.310						DIFFERENCE : 0.135				
LAP	SECTOR 1	SECTOR 2		SECTOR 3		SECTOR 4		LAP TIME	MPH	DIFF	TIME OF DAY	
1 -	OUTLAP	73.8	16.743	142.1	26.275	82.6	20.817	156.4	1:41.336	86.44	13.026	15:36:48.088
2 -	29.104	109.8	15.331	146.8	24.549	86.8	20.643	159.0	1:29.627	97.73	1.317	15:38:17.715
3 -	28.675	117.3	15.254	150.8	24.326	88.8	20.777	158.6	1:29.032	98.38	0.722	15:39:46.747
4 -	30.703	104.2	15.831	139.5	25.096	84.6	IN PIT		1:55.589 P	75.78	27.279	15:41:42.336
5 -	OUTLAP	114.3	15.174	150.8	24.697	86.4	20.657	159.0	1:34.801	92.40	6.491	15:43:17.137
6 -	28.598	118.3	14.970	154.9	24.309	86.5	20.582	157.9	1:28.459 (2)	99.02	0.149	15:44:45.596
7 -	30.055	100.0	15.728	147.4	27.425	79.8	IN PIT		5:59.542 P	24.36	4:31.232	15:50:45.138
8 -	OUTLAP	89.3	16.472	143.3	25.244	86.4	20.949	155.3	1:38.839	88.62	10.529	15:52:23.977
9 -	28.681	119.4	15.102	156.0	24.447	89.2	20.744	157.1	1:28.974	98.45	0.664	15:53:52.951
10 -	28.619	119.8	15.131	153.5	24.327	88.7	20.670	156.0	1:28.747 (3)	98.70	0.437	15:55:21.698
11 -	29.667	107.5	15.411	149.4	25.067	87.6	20.728	157.9	1:30.873	96.39	2.563	15:56:52.571
12 -	28.535	114.1	15.105	152.1	24.210	90.3	20.460	158.6	1:28.310 (1)	99.19		15:58:20.881
13 -	28.593	116.7	15.110	153.2	24.392	87.8	20.733	156.0	1:28.828	98.61	0.518	15:59:49.709

MCRCB BULLETIN TK077

2023 Bennetts British Superbike Championship - Round 6

2023 Pirelli National Superstock with Santander Consumer Finance

FREE PRACTICE 2 - SECTOR ANALYSIS



SECTOR 1 = FL to I1, SECTOR 2 = I1 to I2 SECTOR 3 = I2 to I3, SECTOR 4 = I3 to FL, DIFF = Difference To Personal Best Lap, P = Crossed Finish Line in Pit Lane, D = Time Disallowed

P17 99		Ben LUXTON				Honda - Ben Luxton Racing						
IDEAL LAP TIME : 1:28.212		BEST LAP TIME : 1:28.383				DIFFERENCE : 0.171						
LAP	SECTOR 1	SECTOR 2		SECTOR 3		SECTOR 4		LAP TIME	MPH	DIFF	TIME OF DAY	
1 -	OUTLAP	99.4	18.679	109.8	28.008	84.5	20.996	158.6	1:45.295	83.19	16.912	15:36:55.309
2 -	28.592	112.4	16.053	145.2	25.803	89.4	21.303	158.6	1:31.751	95.47	3.368	15:38:27.060
3 -	28.368	113.9	15.271	155.3	24.290	89.9	20.612	156.7	1:28.541 (2)	98.93	0.158	15:39:55.601
4 -	28.952	112.5	15.682	147.4	25.102	86.2	21.101	157.5	1:30.837	96.43	2.454	15:41:26.438
5 -	28.778	112.4	15.400	147.1	25.896	89.8	20.807	160.5	1:30.881	96.38	2.498	15:42:57.319
6 -	28.389	113.7	15.283	150.4	27.500	90.3	20.764	158.2	1:31.936	95.28	3.553	15:44:29.255
7 -	33.106	111.4	16.319	140.9	25.097	88.4	IN PIT		4:56.471 P	29.54	3:28.088	15:49:25.726
8 -	OUTLAP	106.0	16.115	142.1	25.040	86.9	21.586	157.1	1:34.746	92.45	6.363	15:51:00.472
9 -	28.890	115.9	15.216	155.7	24.311	91.5	20.669	161.7	1:29.086 (3)	98.33	0.703	15:52:29.558
10 -	28.230	120.0	15.144	158.2	24.461	88.8	20.548	159.7	1:28.383 (1)	99.11		15:53:57.941
11 -	29.878	110.3	15.732	147.1	26.921	87.1	21.124	158.6	1:33.655	93.53	5.272	15:55:31.596
12 -	28.585	112.9	15.433	150.8	24.782	86.3	21.558	157.1	1:30.358	96.94	1.975	15:57:01.954
13 -	28.384	114.1	15.455	151.1	24.945	90.1	21.145	159.0	1:29.929	97.40	1.546	15:58:31.883
14 -	28.360	113.7	15.482	154.2	24.675	89.7	20.831	160.1	1:29.348	98.04	0.965	16:00:01.231

P18 77		Brent HARRAN				Honda - Optimum Bikes Racing Ltd						
IDEAL LAP TIME : 1:28.346		BEST LAP TIME : 1:28.566				DIFFERENCE : 0.220						
LAP	SECTOR 1	SECTOR 2		SECTOR 3		SECTOR 4		LAP TIME	MPH	DIFF	TIME OF DAY	
1 -	OUTLAP	102.1	16.825	140.6	26.345	80.6	21.665	154.9	1:41.011	86.72	12.445	15:36:47.927
2 -	29.062	117.9	15.443	157.1	24.917	85.0	20.902	156.0	1:30.324	96.98	1.758	15:38:18.251
3 -	28.516	114.1	15.216	153.2	24.556	88.6	20.604	158.2	1:28.892	98.54	0.326	15:39:47.143
4 -	29.536	111.1	15.866	149.7	25.209	87.0	21.869	155.3	1:32.480	94.72	3.914	15:41:19.623
5 -	28.728	113.7	15.504	158.6	24.534	87.7	20.810	156.7	1:29.576	97.79	1.010	15:42:49.199
6 -	28.541	113.9	15.266	155.3	24.516	88.5	20.786	155.3	1:29.109	98.30	0.543	15:44:18.308
7 -	34.523	89.4	17.847	146.5	25.407	84.5	IN PIT		3:09.703 P	46.17	1:41.137	15:47:28.011
8 -	OUTLAP	83.5	17.130	153.2	24.507	90.0	20.972	157.9	1:35.705	91.52	7.139	15:49:03.716
9 -	28.758	117.7	15.110	154.2	24.593	91.4	20.691	157.5	1:29.152	98.25	0.586	15:50:32.868
10 -	28.296	117.1	15.040	156.0	24.539	88.8	20.691	157.1	1:28.566 (1)	98.90		15:52:01.434
11 -	28.385	118.7	15.094	159.0	24.578	87.8	20.753	157.1	1:28.810 (2)	98.63	0.244	15:53:30.244
12 -	28.502	118.7	15.208	156.0	24.819	89.5	20.686	157.1	1:29.215	98.18	0.649	15:54:59.459
13 -	30.984	101.5	15.601	147.4	28.442	74.3	23.185	154.9	1:38.212	89.19	9.646	15:56:37.671
14 -	31.094	112.4	15.289	154.2	24.547	90.4	20.761	158.2	1:31.691	95.53	3.125	15:58:09.362
15 -	28.428	117.5	15.206	158.2	24.406	91.4	20.776	156.0	1:28.816 (3)	98.62	0.250	15:59:38.178
16 -	28.846	118.3	15.261	157.5	24.562	90.5	20.786	155.7	1:29.455	97.92	0.889	16:01:07.633

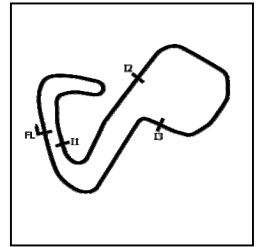
P19 57		Richard WHITE				BMW - Trackdudes powered by Hilltop Motorcycles						
IDEAL LAP TIME : 1:28.988		BEST LAP TIME : 1:29.145				DIFFERENCE : 0.157						
LAP	SECTOR 1	SECTOR 2		SECTOR 3		SECTOR 4		LAP TIME	MPH	DIFF	TIME OF DAY	
1 -	OUTLAP	111.1	15.684	147.8	25.308	80.4	20.952	153.2	1:33.764	93.42	4.619	15:36:38.144
2 -	28.863	113.7	15.369	153.2	24.603	86.0	21.002	153.9	1:29.837 (3)	97.50	0.692	15:38:07.981
3 -	28.886	115.3	15.526	151.1	24.489	80.8	21.514	147.4	1:30.415	96.88	1.270	15:39:38.396
4 -	29.153	113.7	15.490	143.3	24.643	86.7	20.912	152.5	1:30.198	97.11	1.053	15:41:08.594
5 -	28.713	112.9	15.459	149.1	24.668	87.0	20.874	154.9	1:29.714 (2)	97.64	0.569	15:42:38.308
6 -	28.912	113.3	15.429	152.8	24.605	87.1	20.965	155.3	1:29.911	97.42	0.766	15:44:08.219
7 -	28.792	118.7	15.320	153.2	24.800	90.0	IN PIT		6:37.899 P	22.01	5:08.754	15:50:46.118
8 -	OUTLAP	118.5	15.277	154.2	24.390	89.4	20.911	156.0	1:32.786	94.40	3.641	15:52:18.904
9 -	28.508	124.5	15.216	157.1	24.506	92.0	20.915	157.5	1:29.145 (1)	98.26		15:53:48.049
10 -	29.461	114.5	15.391	151.4	24.569	92.5	20.999	155.3	1:30.420	96.87	1.275	15:55:18.469
11 -	28.852	122.6	15.639	160.1	25.100	89.5	IN PIT		2:23.200 P	61.17	54.055	15:57:41.669
12 -	OUTLAP	119.1	15.535	150.8	24.760	88.0	20.912	156.4	1:31.272	95.97	2.127	15:59:12.941
13 -	28.991	114.3	15.447	144.0	25.137	86.1	21.368	142.7	1:30.943	96.32	1.798	16:00:43.884

MCRCB BULLETIN TK077

2023 Bennetts British Superbike Championship - Round 6

2023 Pirelli National Superstock with Santander Consumer Finance

FREE PRACTICE 2 - SECTOR ANALYSIS



SECTOR 1 = FL to I1, SECTOR 2 = I1 to I2 SECTOR 3 = I2 to I3, SECTOR 4 = I3 to FL, DIFF = Difference To Personal Best Lap, P = Crossed Finish Line in Pit Lane, D = Time Disallowed

P20 31		Sam COX				BMW - Sam Cox Racing with Armada Marine Cables						
IDEAL LAP TIME : 1:29.286		BEST LAP TIME : 1:29.525				DIFFERENCE : 0.239						
LAP	SECTOR 1	SECTOR 2	SECTOR 3	SECTOR 4	LAP TIME	MPH	DIFF	TIME OF DAY				
1 -	28.973	116.5	15.670	152.1	24.553	86.7	21.048	154.9	1:30.244	97.06	0.719	15:38:06.362
2 -	29.217	108.5	15.611	151.4	25.413	74.6	21.672	151.4	1:31.913	95.30	2.388	15:39:38.275
3 -	29.049	110.0	15.542	159.4	24.588	84.9	20.996	154.2	1:30.175	97.14	0.650	15:41:08.450
4 -	28.715	116.3	15.517	157.5	24.420	87.7	21.003	155.7	1:29.655 (3)	97.70	0.130	15:42:38.105
5 -	28.965	113.9	15.678	146.2	24.793	85.0	20.957	147.4	1:30.393	96.90	0.868	15:44:08.498
6 -	29.058	116.5	15.454	150.1	24.727	86.9	IN PIT		5:23.108 P	27.11	3:53.583	15:49:31.606
7 -	OUTLAP	112.5	15.597	154.9	24.786	89.8	21.115	149.7	1:31.311	95.93	1.786	15:51:02.917
8 -	28.893	117.9	15.343	159.7	24.699	89.4	20.881	156.4	1:29.816	97.53	0.291	15:52:32.733
9 -	28.771	116.7	15.372	156.0	24.399	88.3	20.983	154.6	1:29.525 (1)	97.84		15:54:02.258
10 -	28.884	114.5	15.497	159.4	24.626	88.0	20.906	155.3	1:29.913	97.42	0.388	15:55:32.171
11 -	28.747	116.3	15.428	156.4	24.596	87.8	21.208	154.2	1:29.979	97.35	0.454	15:57:02.150
12 -	28.792	113.7	15.490	157.1	24.683	87.8	20.951	154.2	1:29.916	97.42	0.391	15:58:32.066
13 -	28.663	116.7	15.461	156.7	24.541	86.9	20.918	151.8	1:29.583 (2)	97.78	0.058	16:00:01.649

P21 11		Simon REID				Honda - C&L Fairburn Properties Jackson Racing						
IDEAL LAP TIME : 1:29.500		BEST LAP TIME : 1:29.750				DIFFERENCE : 0.250						
LAP	SECTOR 1	SECTOR 2	SECTOR 3	SECTOR 4	LAP TIME	MPH	DIFF	TIME OF DAY				
1 -	OUTLAP	99.1	16.170	151.1	25.241	90.3	21.134	154.9	1:35.558	91.67	5.808	15:36:42.655
2 -	29.375	102.9	15.570	154.6	25.512	89.1	21.127	153.2	1:31.584	95.64	1.834	15:38:14.239
3 -	28.909	109.1	15.296	152.8	25.540	90.4	20.884	155.7	1:30.629	96.65	0.879	15:39:44.868
4 -	29.122	108.7	15.528	143.0	29.989	91.5	21.193	156.4	1:35.832	91.40	6.082	15:41:20.700
5 -	28.615	110.9	15.406	150.4	24.995	87.3	20.912	156.0	1:29.928 (2)	97.40	0.178	15:42:50.628
6 -	29.272	104.8	15.749	147.8	25.675	85.2	IN PIT		4:22.578 P	33.36	2:52.828	15:47:13.206
7 -	OUTLAP	93.7	16.665	147.4	25.624	89.3	21.516	153.2	1:47.616	81.39	17.866	15:49:00.822
8 -	29.243	108.4	15.502	154.6	24.769	90.9	21.098	156.0	1:30.612	96.67	0.862	15:50:31.434
9 -	28.596	115.7	15.297	157.5	25.080	92.4	21.209	155.7	1:30.182 (3)	97.13	0.432	15:52:01.616
10 -	28.938	116.9	15.251	152.8	24.998	91.5	21.116	157.5	1:30.303	97.00	0.553	15:53:31.919
11 -	28.961	107.7	15.595	148.7	24.945	90.1	21.145	154.2	1:30.646	96.63	0.896	15:55:02.565
12 -	29.015	110.1	15.417	148.7	26.394	84.3	27.066	154.2	1:37.892	89.48	8.142	15:56:40.457
13 -	28.866	108.4	15.480	147.4	24.957	88.6	21.109	156.0	1:30.412	96.88	0.662	15:58:10.869
14 -	28.652	115.5	15.407	151.8	24.802	91.5	20.889	156.7	1:29.750 (1)	97.60		15:59:40.619

P22 39		Max MORGAN				Kawasaki - MSS Performance						
IDEAL LAP TIME : 1:29.713		BEST LAP TIME : 1:30.071				DIFFERENCE : 0.358						
LAP	SECTOR 1	SECTOR 2	SECTOR 3	SECTOR 4	LAP TIME	MPH	DIFF	TIME OF DAY				
1 -	OUTLAP	107.0	16.049	146.8	25.386	84.5	21.490	152.1	1:35.216	91.99	5.145	15:36:40.223
2 -	29.383	110.3	15.716	147.1	25.351	84.7	IN PIT		1:50.753 P	79.09	20.682	15:38:30.976
3 -	OUTLAP	114.5	15.942	151.8	25.474	89.0	21.389	152.5	1:37.730	89.63	7.659	15:40:08.706
4 -	28.994	107.2	16.220	154.2	24.814	91.8	21.207	152.1	1:31.235	96.01	1.164	15:41:39.941
5 -	28.633	115.9	15.694	157.1	24.746	90.6	21.389	151.8	1:30.462 (3)	96.83	0.391	15:43:10.403
6 -	28.838	117.7	15.719	155.3	24.699	92.0	21.257	151.8	1:30.513	96.77	0.442	15:44:40.916
7 -	28.692	119.8	15.630	156.4	24.799	89.8	21.463	152.1	1:30.584	96.70	0.513	15:46:11.500
8 -	30.535	100.3	16.551	139.8	26.220	81.0	IN PIT		3:15.871 P	44.72	1:45.800	15:49:27.371
9 -	OUTLAP	105.8	15.909	139.8	25.704	88.4	21.309	153.5	1:34.345	92.84	4.274	15:51:01.716
10 -	28.731	114.9	15.512	157.5	24.549	92.5	21.279	152.8	1:30.071 (1)	97.25		15:52:31.787
11 -	28.802	117.9	15.625	154.9	24.801	91.1	21.329	148.1	1:30.557	96.73	0.486	15:54:02.344
12 -	29.126	113.3	15.617	156.7	24.723	89.0	21.249	152.1	1:30.715	96.56	0.644	15:55:33.059
13 -	28.489	118.7	15.679	156.0	24.769	90.6	21.163	152.5	1:30.100 (2)	97.22	0.029	15:57:03.159

MCRCB BULLETIN TK077

2023 Bennetts British Superbike Championship - Round 6

2023 Pirelli National Superstock with Santander Consumer Finance

FREE PRACTICE 2 - SECTOR ANALYSIS



SECTOR 1 = FL to I1, SECTOR 2 = I1 to I2 SECTOR 3 = I2 to I3, SECTOR 4 = I3 to FL, DIFF = Difference To Personal Best Lap, P = Crossed Finish Line in Pit Lane, D = Time Disallowed

P23 10		Joe SHELDON-SHAW				Kawasaki - Team SBR Kawasaki						
IDEAL LAP TIME : 1:29.939		BEST LAP TIME : 1:30.081				DIFFERENCE : 0.142						
LAP	SECTOR 1	SECTOR 2	SECTOR 3	SECTOR 4	LAP TIME	MPH	DIFF	TIME OF DAY				
1 -	OUTLAP	102.1	16.300	147.1	25.631	85.8	21.558	155.3	1:38.808	88.65	8.727	15:36:42.132
2 -	29.598	110.3	15.860	153.9	25.167	88.6	21.155	157.5	1:31.780	95.44	1.699	15:38:13.912
3 -	28.882	113.7	15.648	153.5	25.191	90.5	20.954	156.4	1:30.675	96.60	0.594	15:39:44.587
4 -	29.144	114.7	15.570	150.1	25.139	85.3	23.774	117.9	1:33.627	93.56	3.546	15:41:18.214
5 -	34.362	114.9	15.678	152.8	25.222	89.0	20.980	158.6	1:36.242	91.01	6.161	15:42:54.456
6 -	28.801	116.7	15.575	157.9	25.020	89.7	IN PIT		7:17.741	P	5:47.660	15:50:12.197
7 -	OUTLAP	115.3	15.666	154.6	24.999	90.5	21.207	153.9	1:34.421	92.77	4.340	15:51:46.618
8 -	28.961	118.9	15.493	157.1	24.882	90.8	21.243	151.1	1:30.579	(3)	0.498	15:53:17.197
9 -	28.926	117.7	15.574	158.6	24.817	94.2	21.174	151.8	1:30.491	(2)	0.410	15:54:47.688
10 -	28.833	121.1	15.541	159.4	24.691	93.5	21.016	154.2	1:30.081	(1)	97.24	15:56:17.769
11 -	28.880	116.3	18.395	79.7	25.780	91.6	21.133	153.2	1:34.188	93.00	4.107	15:57:51.957
12 -	31.016	104.6	15.913	156.4	24.968	89.9	21.286	152.8	1:33.183	94.00	3.102	15:59:25.140
13 -	29.149	113.7	16.782	147.4	25.323	88.6	21.651	128.0	1:32.905	94.28	2.824	16:00:58.045

P24 96		Kieran SMITH				Honda - Corkie Racing						
IDEAL LAP TIME : 1:29.848		BEST LAP TIME : 1:30.108				DIFFERENCE : 0.260						
LAP	SECTOR 1	SECTOR 2	SECTOR 3	SECTOR 4	LAP TIME	MPH	DIFF	TIME OF DAY				
1 -	OUTLAP	100.4	16.928	140.6	27.170	73.5	22.770	154.6	1:42.443	85.50	12.335	15:36:50.518
2 -	30.067	108.9	16.344	156.0	25.444	83.3	21.647	156.4	1:33.502	93.68	3.394	15:38:24.020
3 -	29.076	109.4	15.847	157.1	25.093	85.2	21.353	157.5	1:31.369	95.87	1.261	15:39:55.389
4 -	28.892	114.1	15.565	149.7	25.342	87.9	21.181	158.6	1:30.980	96.28	0.872	15:41:26.369
5 -	28.529	114.1	15.553	156.0	24.899	90.4	21.282	158.2	1:30.263	(2)	0.155	15:42:56.632
6 -	28.713	116.9	15.414	158.2	24.897	88.7	21.284	155.7	1:30.308	96.99	0.200	15:44:26.940
7 -	29.013	116.3	15.798	147.8	26.315	78.3	22.573	156.0	1:33.699	93.48	3.591	15:46:00.639
8 -	28.996	109.8	15.721	152.1	25.069	85.7	21.388	156.4	1:31.174	96.07	1.066	15:47:31.813
9 -	29.096	115.3	15.580	153.5	24.946	88.0	21.562	157.9	1:31.184	96.06	1.076	15:49:02.997
10 -	29.135	115.3	15.375	159.0	25.040	84.5	21.351	157.1	1:30.901	96.36	0.793	15:50:33.898
11 -	28.797	113.7	15.506	156.4	24.850	91.3	IN PIT		3:07.990	P	1:37.882	15:53:41.888
12 -	OUTLAP	108.0	15.934	150.1	25.359	85.7	21.581	154.6	1:34.037	93.15	3.929	15:55:15.925
13 -	28.784	113.5	15.699	155.3	24.845	89.4	21.339	156.0	1:30.667	96.61	0.559	15:56:46.592
14 -	28.772	114.5	15.622	156.0	24.819	91.3	21.324	155.7	1:30.537	96.75	0.429	15:58:17.129
15 -	28.679	111.8	15.674	154.2	24.827	87.8	21.126	156.4	1:30.306	(3)	0.198	15:59:47.435
16 -	28.540	118.9	15.582	154.6	24.818	89.9	21.168	156.4	1:30.108	(1)	97.21	16:01:17.543

P25 80		Callum BEY				Suzuki - FilterLogic by EightZero Racing							
IDEAL LAP TIME : 1:30.222		BEST LAP TIME : 1:30.301				DIFFERENCE : 0.079							
LAP	SECTOR 1	SECTOR 2	SECTOR 3	SECTOR 4	LAP TIME	MPH	DIFF	TIME OF DAY					
1 -	OUTLAP	98.3	17.975	142.4	26.495	76.8	IN PIT		2:36.016	P	56.14	1:05.715	15:37:39.955
2 -	OUTLAP	107.5	16.080	150.8	25.461	88.8	21.969	144.3	1:34.594	92.60	4.293	15:39:14.549	
3 -	30.069	113.3	15.906	155.7	25.215	88.0	21.636	150.4	1:32.826	94.36	2.525	15:40:47.375	
4 -	29.362	117.7	15.785	157.1	24.950	91.6	21.610	150.1	1:31.707	95.51	1.406	15:42:19.082	
5 -	29.186	112.0	15.703	158.2	24.627	97.3	21.738	149.7	1:31.254	95.99	0.953	15:43:50.336	
6 -	29.207	116.5	15.643	161.7	24.711	91.1	21.416	151.4	1:30.977	96.28	0.676	15:45:21.313	
7 -	33.261	91.0	17.767	133.9	26.200	90.9	21.769	150.4	1:38.997	88.48	8.696	15:47:00.310	
8 -	28.987	116.7	15.819	155.3	24.688	92.6	21.555	150.4	1:31.049	96.21	0.748	15:48:31.359	
9 -	29.075	117.1	15.617	159.0	24.601	90.9	21.410	152.5	1:30.703	(2)	0.402	15:50:02.062	
10 -	33.115	99.5	16.119	153.9	25.884	81.8	IN PIT		3:43.402	P	2:13.101	15:53:45.464	
11 -	OUTLAP	107.7	16.331	147.4	25.690	84.2	21.819	146.8	1:43.779	84.40	13.478	15:55:29.243	
12 -	29.787	112.5	15.880	156.4	25.182	88.3	21.909	149.7	1:32.758	94.43	2.457	15:57:02.001	
13 -	29.394	117.3	15.677	159.7	24.644	91.6	21.194	152.1	1:30.909	(3)	0.608	15:58:32.910	
14 -	28.872	118.5	15.623	160.5	24.674	90.6	21.132	152.1	1:30.301	(1)	97.00	16:00:03.211	

MCRCB BULLETIN TK077

2023 Bennetts British Superbike Championship - Round 6

2023 Pirelli National Superstock with Santander Consumer Finance

FREE PRACTICE 2 - SECTOR ANALYSIS



SECTOR 1 = FL to I1, SECTOR 2 = I1 to I2 SECTOR 3 = I2 to I3, SECTOR 4 = I3 to FL, DIFF = Difference To Personal Best Lap, P = Crossed Finish Line in Pit Lane, D = Time Disallowed

P26 27		Max SYMONDS				Yamaha - Symonds Racing						
IDEAL LAP TIME : 1:29.982		BEST LAP TIME : 1:30.411				DIFFERENCE : 0.429						
LAP	SECTOR 1	SECTOR 2		SECTOR 3		SECTOR 4		LAP TIME	MPH	DIFF	TIME OF DAY	
1 -	28.925	114.5	15.569	156.4	25.023	85.9	21.067	154.2	1:30.584	96.70	0.173	15:38:07.805
2 -	28.961	115.7	15.736	147.1	25.224	83.0	21.243	153.5	1:31.164	96.08	0.753	15:39:38.969
3 -	28.995	112.4	15.542	156.7	25.119	85.7	20.980	154.2	1:30.636	96.64	0.225	15:41:09.605
4 -	28.781	115.1	15.691	157.1	25.050	87.2	20.969	152.5	1:30.491	96.80	0.080	15:42:40.096
5 -	31.258	100.4	16.349	135.8	26.660	86.2	IN PIT		3:30.961	P 41.52	2:00.550	15:46:11.057
6 -	OUTLAP	104.3	15.870	154.9	26.061	79.3	21.493	153.2	1:35.597	91.63	5.186	15:47:46.654
7 -	28.846	114.7	15.761	158.2	24.895	88.8	20.909	154.2	1:30.411 (1)	96.88		15:49:17.065
8 -	28.989	117.1	15.429	160.1	24.876	88.8	21.155	152.5	1:30.449 (2)	96.84	0.038	15:50:47.514
9 -	31.265	110.7	15.557	155.3	24.920	90.5	21.008	155.3	1:32.750	94.44	2.339	15:52:20.264
10 -	28.768	118.9	15.520	158.2	25.074	88.0	21.089	154.6	1:30.451 (3)	96.84	0.040	15:53:50.715
11 -	28.936	115.7	15.568	161.3	25.091	88.4	21.262	153.5	1:30.857	96.41	0.446	15:55:21.572
12 -	33.440	107.5	15.995	141.5	26.268	85.5	IN PIT		2:30.484	P 58.21	1:00.073	15:57:52.056
13 -	OUTLAP	109.2	15.814	157.5	25.138	88.6	21.820	154.2	1:36.019	91.23	5.608	15:59:28.075
14 -	28.895	116.7	15.686	158.2	24.979	90.5	21.173	153.9	1:30.733	96.54	0.322	16:00:58.808

P27 26		Joe MOORE				Suzuki - Clearline Racing						
IDEAL LAP TIME : 1:30.392		BEST LAP TIME : 1:30.728				DIFFERENCE : 0.336						
LAP	SECTOR 1	SECTOR 2		SECTOR 3		SECTOR 4		LAP TIME	MPH	DIFF	TIME OF DAY	
1 -	OUTLAP	112.7	15.863	144.9	25.367	84.0	21.241	151.4	1:36.085	91.16	5.357	15:38:11.722
2 -	29.020	113.5	15.687	146.2	24.924	83.8	21.584	151.8	1:31.215 (3)	96.03	0.487	15:39:42.937
3 -	29.168	117.9	15.596	147.1	25.498	87.0	21.461	150.8	1:31.723	95.50	0.995	15:41:14.660
4 -	28.918	121.5	15.853	157.5	25.008	87.9	21.499	150.1	1:31.278	95.96	0.550	15:42:45.938
5 -	29.804	116.3	15.492	155.7	25.205	86.8	21.556	151.1	1:32.057	95.15	1.329	15:44:17.995
6 -	29.179	120.4	16.267	154.6	25.262	84.5	21.671	152.1	1:32.379	94.82	1.651	15:45:50.374
7 -	29.189	114.3	15.603	159.4	25.411	83.7	IN PIT		6:20.622	P 23.01	4:49.894	15:52:10.996
8 -	OUTLAP	116.5	15.785	150.8	25.058	87.0	21.766	151.4	1:33.973	93.21	3.245	15:53:44.969
9 -	29.335	112.0	15.647	154.2	25.006	86.1	21.510	152.8	1:31.498	95.73	0.770	15:55:16.467
10 -	28.867	117.7	15.602	156.4	24.792	86.5	21.467	151.4	1:30.728 (1)	96.55		15:56:47.195
11 -	29.022	116.7	15.553	155.7	25.030	86.3	21.438	152.5	1:31.043 (2)	96.21	0.315	15:58:18.238
12 -	29.029	115.1	15.798	151.1	25.302	89.4	21.361	153.2	1:31.490	95.74	0.762	15:59:49.728
13 -	30.238	103.5	16.229	154.6	24.963	89.1	21.446	148.7	1:32.876	94.31	2.148	16:01:22.604

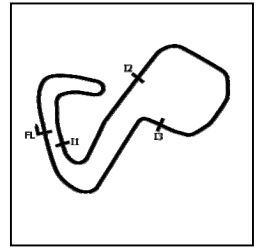
P28 33		Connor THOMSON				Kawasaki - Sound Advice Hearing Racing						
IDEAL LAP TIME : 1:30.472		BEST LAP TIME : 1:30.790				DIFFERENCE : 0.318						
LAP	SECTOR 1	SECTOR 2		SECTOR 3		SECTOR 4		LAP TIME	MPH	DIFF	TIME OF DAY	
1 -	OUTLAP	107.0	16.163	146.2	25.587	84.7	21.711	145.8	1:36.075	91.17	5.285	15:36:39.672
2 -	29.359	113.7	15.857	147.8	25.217	87.8	21.412	150.8	1:31.845	95.37	1.055	15:38:11.517
3 -	28.965	115.9	16.050	142.4	25.731	88.8	21.569	150.4	1:32.315	94.89	1.525	15:39:43.832
4 -	29.149	117.3	15.639	149.4	25.254	81.0	22.200	151.1	1:32.242	94.96	1.452	15:41:16.074
5 -	29.222	118.3	15.640	154.6	25.234	89.1	IN PIT		2:53.151	P 50.59	1:22.361	15:44:09.225
6 -	OUTLAP	112.4	15.804	152.8	25.415	86.9	21.746	150.8	1:34.679	92.52	3.889	15:45:43.904
7 -	29.094	118.9	15.557	156.4	25.068	92.6	21.565	152.1	1:31.284 (3)	95.96	0.494	15:47:15.188
8 -	29.255	118.5	15.650	156.4	25.193	90.6	21.488	150.4	1:31.586	95.64	0.796	15:48:46.774
9 -	29.140	117.7	15.540	154.2	25.671	91.5	21.670	152.1	1:32.021	95.19	1.231	15:50:18.795
10 -	28.889	121.3	15.719	154.2	24.989	93.5	21.338	149.7	1:30.935 (2)	96.33	0.145	15:51:49.730
11 -	28.721	120.2	15.664	153.2	24.878	90.4	21.527	149.7	1:30.790 (1)	96.48		15:53:20.520
12 -	29.883	111.8	15.769	149.1	25.736	87.7	22.233	148.1	1:33.621	93.56	2.831	15:54:54.141
13 -	30.496	116.9	15.816	152.8	25.351	90.3	21.600	150.1	1:33.263	93.92	2.473	15:56:27.404
14 -	28.876	114.1	15.658	153.5	25.703	90.6	21.579	151.8	1:31.816	95.40	1.026	15:57:59.220

MCRCB BULLETIN TK077

2023 Bennetts British Superbike Championship - Round 6

2023 Pirelli National Superstock with Santander Consumer Finance

FREE PRACTICE 2 - SECTOR ANALYSIS



SECTOR 1 = FL to I1, SECTOR 2 = I1 to I2, SECTOR 3 = I2 to I3, SECTOR 4 = I3 to FL, DIFF = Difference To Personal Best Lap, P = Crossed Finish Line in Pit Lane, D = Time Disallowed

P29 25		Jorel BOERBOOM				Kawasaki - G&S Racing						
IDEAL LAP TIME : 1:30.427		BEST LAP TIME : 1:30.881				DIFFERENCE : 0.454						
LAP	SECTOR 1	SECTOR 2		SECTOR 3		SECTOR 4		LAP TIME	MPH	DIFF	TIME OF DAY	
1 -	29.606	112.2	15.903	147.8	25.115	87.6	21.244	154.9	1:31.868	95.35	0.987	15:38:11.105
2 -	29.146	111.8	16.208	136.3	32.973	66.8	IN PIT		8:18.800	P 17.56	6:47.919	15:46:29.905
3 -	OUTLAP	105.3	16.483	144.6	25.624	87.8	23.120	151.4	1:42.451	85.50	11.570	15:48:12.356
4 -	30.036	111.8	15.778	153.5	25.123	88.6	21.406	155.7	1:32.343	94.86	1.462	15:49:44.699
5 -	29.114	115.5	15.745	157.1	24.888	89.0	21.338	154.6	1:31.085	96.17	0.204	15:51:15.784
6 -	29.041	115.3	15.636	155.3	25.071	90.3	IN PIT		2:08.850	P 67.98	37.969	15:53:24.634
7 -	OUTLAP	113.5	15.716	152.8	25.026	89.5	20.968	156.7	1:35.305	91.91	4.424	15:54:59.939
8 -	29.426	111.6	16.322	151.8	25.558	88.0	21.742	154.2	1:33.048	94.14	2.167	15:56:32.987
9 -	29.077	114.9	15.625	153.5	24.848	90.4	21.331	155.3	1:30.881 (1)	96.38		15:58:03.868
10 -	29.035	115.5	15.663	155.7	24.905	93.3	21.344	154.9	1:30.947	(2) 96.31	0.066	15:59:34.815
11 -	29.090	114.9	15.576	153.9	24.960	91.8	21.349	156.4	1:30.975	(3) 96.28	0.094	16:01:05.790

P30 17		Matty WHELAN				Suzuki - Milestone by ATS Racing						
IDEAL LAP TIME : 1:30.529		BEST LAP TIME : 1:30.895				DIFFERENCE : 0.366						
LAP	SECTOR 1	SECTOR 2		SECTOR 3		SECTOR 4		LAP TIME	MPH	DIFF	TIME OF DAY	
1 -	OUTLAP	104.8	16.334	145.5	25.554	89.0	21.569	149.7	1:35.818	91.42	4.923	15:36:40.097
2 -	29.758	110.0	15.924	148.4	25.111	86.4	21.965	148.1	1:32.758	94.43	1.863	15:38:12.855
3 -	29.136	112.2	15.934	145.8	25.136	91.8	21.261	151.1	1:31.467	95.77	0.572	15:39:44.322
4 -	28.955	112.9	15.819	149.1	24.970	83.6	22.126	145.2	1:31.870	95.35	0.975	15:41:16.192
5 -	29.284	114.9	15.821	150.8	24.987	87.0	21.357	150.4	1:31.449	95.78	0.554	15:42:47.641
6 -	29.406	113.7	15.997	150.4	24.777	91.3	21.233	153.2	1:31.413	95.82	0.518	15:44:19.054
7 -	28.926	113.5	15.727	149.1	25.191	83.2	21.606	150.1	1:31.450	95.78	0.555	15:45:50.504
8 -	29.234	112.9	15.926	148.7	24.879	88.7	21.578	153.2	1:31.617	95.61	0.722	15:47:22.121
9 -	29.219	116.5	15.881	147.8	25.095	93.4	21.194	150.4	1:31.389	95.85	0.494	15:48:53.510
10 -	29.468	115.1	15.807	148.1	24.864	96.8	21.365	150.4	1:31.504	95.73	0.609	15:50:25.014
11 -	29.036	111.1	15.741	156.0	24.682	93.9	21.436	150.1	1:30.895 (1)	96.37		15:51:55.909
12 -	30.026	110.5	15.882	146.8	24.787	92.3	IN PIT		4:10.965	P 34.90	2:40.070	15:56:06.874
13 -	OUTLAP	112.9	15.939	148.4	25.142	93.4	21.414	150.8	1:33.849	93.33	2.954	15:57:40.723
14 -	29.174	114.9	15.919	153.2	24.944	91.5	21.343	150.4	1:31.380	(3) 95.86	0.485	15:59:12.103
15 -	29.126	115.7	15.802	155.7	24.914	94.5	21.509	151.4	1:31.351	(2) 95.89	0.456	16:00:43.454

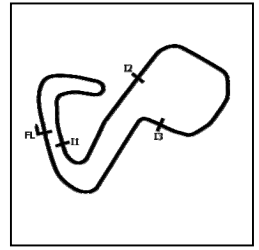
P31 45		Scott SWANN				Yamaha - Swann Racing						
IDEAL LAP TIME : 1:35.260		BEST LAP TIME : 1:35.260				DIFFERENCE : 0.000						
LAP	SECTOR 1	SECTOR 2		SECTOR 3		SECTOR 4		LAP TIME	MPH	DIFF	TIME OF DAY	
1 -	OUTLAP	98.5	17.529	130.5	28.446	72.9	23.482	146.8	1:43.538	84.60	8.278	15:38:01.090
2 -	31.446	98.8	16.991	137.7	26.906	76.0	22.903	148.1	1:38.246	(3) 89.16	2.986	15:39:39.336
3 -	31.065	100.3	16.616	139.8	26.715	78.0	22.398	146.8	1:36.794	(2) 90.49	1.534	15:41:16.130
4 -	31.631	98.9	18.477	116.1	32.825	71.3	IN PIT		3:00.624	P 48.49	1:25.364	15:44:16.754
5 -	OUTLAP	96.8	17.041	132.3	26.700	76.1	23.296	146.2	1:44.255	84.02	8.995	15:46:01.009
6 -	30.454	100.9	16.502	144.0	26.157	79.7	22.147	151.4	1:35.260 (1)	91.95		15:47:36.269
7 -	31.403	87.2					IN PIT		5:22.000	P 27.20	3:46.740	15:52:58.269

P32 79		Jason BURRILL				BMW - Burrill Racing						
IDEAL LAP TIME : 1:35.351		BEST LAP TIME : 1:35.395				DIFFERENCE : 0.044						
LAP	SECTOR 1	SECTOR 2		SECTOR 3		SECTOR 4		LAP TIME	MPH	DIFF	TIME OF DAY	
1 -	OUTLAP	89.1	17.651	126.1	29.467	71.5	24.052	140.9	1:47.903	81.18	12.508	15:36:59.456
2 -	32.072	93.9	17.269	121.7	27.981	79.2	23.290	132.1	1:40.612	87.06	5.217	15:38:40.068
3 -	31.779	98.6	16.667	127.5	27.957	75.9	IN PIT		6:52.709	P 21.22	5:17.314	15:45:32.777
4 -	OUTLAP	98.3	17.223	124.7	27.674	79.6	22.708	142.7	1:41.977	85.90	6.582	15:47:14.754
5 -	31.106	105.3	16.355	130.0	27.385	77.8	22.741	140.1	1:37.587	89.76	2.192	15:48:52.341
6 -	31.255	101.3	16.368	130.0	27.270	78.8	IN PIT		5:08.908	P 28.35	3:33.513	15:54:01.249
7 -	OUTLAP	96.8	16.929	125.2	27.441	81.7	22.469	142.7	1:45.830	82.77	10.435	15:55:47.079
8 -	30.648	103.8	16.173	132.6	26.821	81.2	22.291	138.0	1:35.933	(2) 91.31	0.538	15:57:23.012
9 -	30.575	102.2	16.245	131.5	26.811	82.1	22.493	142.1	1:36.124	(3) 91.13	0.729	15:58:59.136
10 -	30.406	107.0	16.217	134.2	26.587	82.5	22.185	142.7	1:35.395 (1)	91.82		16:00:34.531

2023 Bennetts British Superbike Championship - Round 6

2023 Pirelli National Superstock with Santander Consumer Finance

FREE PRACTICE 2 - SECTOR ANALYSIS



SECTOR 1 = FL to I1, SECTOR 2 = I1 to I2 SECTOR 3 = I2 to I3, SECTOR 4 = I3 to FL, DIFF = Difference To Personal Best Lap, P = Crossed Finish Line in Pit Lane, D = Time Disallowed

P33 30		Phil ROOKE				Kawasaki - Fly a Spitfire Racing						
IDEAL LAP TIME : 1:35.169		BEST LAP TIME : 1:35.708				DIFFERENCE : 0.539						
LAP	SECTOR 1	SECTOR 2		SECTOR 3		SECTOR 4		LAP TIME	MPH	DIFF	TIME OF DAY	
1 -	OUTLAP	87.0	17.953	129.0	27.963	72.2	23.695	141.2	1:45.818	82.78	10.110	15:36:51.223
2 -	31.808	99.8	17.325	136.3	26.671	79.9	22.735	142.4	1:38.539	88.89	2.831	15:38:29.762
3 -	30.918	104.2	16.817	138.9	26.169	77.8	22.594	145.5	1:36.498	90.77	0.790	15:40:06.260
4 -	31.095	97.6	16.717	134.2	26.102	79.7	22.507	145.8	1:36.421	90.84	0.713	15:41:42.681
5 -	30.979	102.6	16.712	136.6	26.374	76.0	22.780	144.3	1:36.845	90.45	1.137	15:43:19.526
6 -	30.814	101.6	16.717	140.1	26.394	76.9	22.854	143.7	1:36.779	90.51	1.071	15:44:56.305
7 -	30.863	103.2	16.591	133.9	26.326	78.8	22.668	146.2	1:36.448	90.82	0.740	15:46:32.753
8 -	30.646	102.1	16.579	132.3	26.416	79.1	22.546	144.9	1:36.187	91.07	0.479	15:48:08.940
9 -	30.624	103.5	16.488	132.1	26.178	77.3	22.418	146.5	1:35.708 (1)	91.52		15:49:44.648
10 -	30.233	103.4	17.124	133.4	26.168	83.8	22.532	142.7	1:36.057 (3)	91.19	0.349	15:51:20.705
11 -	30.522	99.8	16.649	138.0	26.231	79.7	23.709	144.6	1:37.111	90.20	1.403	15:52:57.816
12 -	30.760	99.4	16.595	138.3	26.160	81.0	22.346	143.7	1:35.861 (2)	91.38	0.153	15:54:33.677

P34 61		Scott McFARLANE				Suzuki - True Heroes Racing						
IDEAL LAP TIME : 1:35.874		BEST LAP TIME : 1:36.157				DIFFERENCE : 0.283						
LAP	SECTOR 1	SECTOR 2		SECTOR 3		SECTOR 4		LAP TIME	MPH	DIFF	TIME OF DAY	
1 -	OUTLAP	84.7	17.676	127.0	29.629	71.5	23.010	141.8	1:48.971	80.38	12.814	15:36:58.884
2 -	31.806	93.9	16.998	130.8	26.987	79.6	22.497	144.0	1:38.288	89.12	2.131	15:38:37.172
3 -	31.302	103.0	16.612	134.2	26.953	82.4	22.658	136.1	1:37.525	89.82	1.368	15:40:14.697
4 -	31.514	97.1	16.924	132.8	26.693	81.8	22.652	138.3	1:37.783	89.58	1.626	15:41:52.480
5 -	31.344	99.8	16.570	139.8	26.377	82.8	22.497	140.3	1:36.788	90.50	0.631	15:43:29.268
6 -	31.130	102.7	16.750	129.8	26.930	75.4	22.802	140.3	1:37.612	89.74	1.455	15:45:06.880
7 -	30.985	103.0	16.541	134.2	26.505	81.5	22.434	141.8	1:36.465 (3)	90.80	0.308	15:46:43.345
8 -	30.977	99.2	16.754	135.5	26.827	81.3	IN PIT		5:41.644 P	25.64	4:05.487	15:52:24.989
9 -	OUTLAP	100.0	16.902	136.1	26.423	83.3	22.806	144.3	1:47.436	81.53	11.279	15:54:12.425
10 -	30.803	102.7	16.667	137.5	26.206	82.1	22.481	141.8	1:36.157 (1)	91.09		15:55:48.582
11 -	31.290	103.0	16.713	136.3	26.645	79.8	22.629	142.7	1:37.277	90.05	1.120	15:57:25.859
12 -	30.953	103.5	16.755	141.5	26.342	83.1	22.368	140.9	1:36.418 (2)	90.85	0.261	15:59:02.277
13 -	31.287	101.5	16.748	135.2	26.560	82.3	22.324	142.1	1:36.919	90.38	0.762	16:00:39.196

MCRCB BULLETIN TK078

2023 Bennetts British Superbike Championship - Round 6

2023 Pirelli National Superstock with Santander Consumer Finance

FREE PRACTICE 2 - BEST SECTORS

SECTOR 1				SECTOR 2				SECTOR 3				SECTOR 4				IDEAL / BEST COMPARISON		
POS	NO	NAME	TIME	NO	NAME	TIME	NO	NAME	TIME	NO	NAME	TIME	NO	NAME	IDEAL	BEST	DIFF	
															PERFECT LAP		1:26.091	
1	4	LINFOOT	27.551	34	SEELEY	14.823	4	LINFOOT	23.540	75	OLSEN	20.177	1	4	LINFOOT	1:26.316	1:26.497	0.181
2	75	OLSEN	27.613	5	KERR	14.842	75	OLSEN	23.601	8	ROLLO	20.317	2	75	OLSEN	1:26.347	1:26.471	0.124
3	5	KERR	27.654	4	LINFOOT	14.887	5	KERR	23.783	4	LINFOOT	20.338	3	5	KERR	1:26.722	1:26.880	0.158
4	3	McCONNNE	27.827	75	OLSEN	14.956	55	BEECH	23.899	34	SEELEY	20.343	4	34	SEELEY	1:26.948	1:27.051	0.103
5	34	SEELEY	27.835	18	WINFIEL	14.970	40	FRANCIS	23.927	19	TALBOT	20.414	5	8	ROLLO	1:27.258	1:27.486	0.228
6	8	ROLLO	27.857	19	TALBOT	15.015	34	SEELEY	23.947	5	KERR	20.443	6	19	TALBOT	1:27.365	1:27.535	0.170
7	19	TALBOT	27.876	8	ROLLO	15.026	12	HEDGER	23.971	18	WINFIEL	20.460	7	55	BEECH	1:27.536	1:27.805	0.269
8	55	BEECH	27.977	77	HARRAN	15.040	37	HILLIER	24.022	55	BEECH	20.488	8	12	HEDGER	1:27.703	1:27.797	0.094
9	40	FRANCIS	27.992	59	TRUELOV	15.065	24	CUMMINS	24.037	12	HEDGER	20.542	9	3	McCONNELL	1:27.711	1:28.061	0.350
10	59	TRUELOV	28.045	3	McCONNNE	15.075	8	ROLLO	24.058	23	ALLINGH	20.545	10	40	FRANCIS	1:27.847	1:28.106	0.259
11	12	HEDGER	28.061	23	ALLINGH	15.084	19	TALBOT	24.060	99	LUXTON	20.548	11	23	ALLINGHAM	1:27.970	1:28.019	0.049
12	51	ELLIOTT	28.166	12	HEDGER	15.129	51	ELLIOTT	24.141	24	CUMMINS	20.563	12	59	TRUELOVE	1:27.978	1:28.289	0.311
13	23	ALLINGH	28.180	99	LUXTON	15.144	3	McCONNNE	24.150	37	HILLIER	20.591	13	51	ELLIOTT	1:28.074	1:28.277	0.203
14	99	LUXTON	28.230	51	ELLIOTT	15.166	23	ALLINGH	24.161	51	ELLIOTT	20.601	14	37	HILLIER	1:28.091	1:28.091	0.000
15	37	HILLIER	28.242	55	BEECH	15.172	18	WINFIEL	24.210	59	TRUELOV	20.604	15	18	WINFIELD	1:28.175	1:28.310	0.135
16	77	HARRAN	28.296	40	FRANCIS	15.188	59	TRUELOV	24.264	77	HARRAN	20.604	16	99	LUXTON	1:28.212	1:28.383	0.171
17	24	CUMMINS	28.440	24	CUMMINS	15.215	99	LUXTON	24.290	3	McCONNNE	20.659	17	24	CUMMINS	1:28.255	1:28.255	0.000
18	39	MORGAN	28.489	57	WHITE	15.216	57	WHITE	24.390	40	FRANCIS	20.740	18	77	HARRAN	1:28.346	1:28.566	0.220
19	57	WHITE	28.508	37	HILLIER	15.236	31	COX	24.399	57	WHITE	20.874	19	57	WHITE	1:28.988	1:29.145	0.157
20	96	SMITH	28.529	11	REID	15.251	77	HARRAN	24.406	31	COX	20.881	20	31	COX	1:29.286	1:29.525	0.239
21	18	WINFIEL	28.535	31	COX	15.343	39	MORGAN	24.549	11	REID	20.884	21	11	REID	1:29.500	1:29.750	0.250
22	11	REID	28.596	96	SMITH	15.375	80	BEY	24.601	27	SYMONDS	20.909	22	39	MORGAN	1:29.713	1:30.071	0.358
23	31	COX	28.663	27	SYMONDS	15.429	17	WHELAN	24.682	10	SHELDON	20.954	23	96	SMITH	1:29.848	1:30.108	0.260
24	33	THOMSON	28.721	26	MOORE	15.492	10	SHELDON	24.691	25	BOERBOO	20.968	24	10	SHELDON-SHAW	1:29.939	1:30.081	0.142
25	27	SYMONDS	28.768	10	SHELDON	15.493	11	REID	24.769	96	SMITH	21.126	25	27	SYMONDS	1:29.982	1:30.411	0.429
26	10	SHELDON	28.801	39	MORGAN	15.512	26	MOORE	24.792	80	BEY	21.132	26	80	BEY	1:30.222	1:30.301	0.079
27	26	MOORE	28.867	33	THOMSON	15.540	96	SMITH	24.818	39	MORGAN	21.163	27	26	MOORE	1:30.392	1:30.728	0.336
28	80	BEY	28.872	25	BOERBOO	15.576	25	BOERBOO	24.848	17	WHELAN	21.194	28	25	BOERBOOM	1:30.427	1:30.881	0.454
29	17	WHELAN	28.926	80	BEY	15.617	33	THOMSON	24.873	26	MOORE	21.241	29	33	THOMSON	1:30.472	1:30.790	0.318
30	25	BOERBOO	29.035	17	WHELAN	15.727	27	SYMONDS	24.876	33	THOMSON	21.338	30	17	WHELAN	1:30.529	1:30.895	0.366
31	30	ROOKE	30.233	79	BURRILL	16.173	30	ROOKE	26.102	45	SWANN	22.147	31	30	ROOKE	1:35.169	1:35.708	0.539
32	79	BURRILL	30.406	30	ROOKE	16.488	45	SWANN	26.157	79	BURRILL	22.185	32	45	SWANN	1:35.260	1:35.260	0.000
33	45	SWANN	30.454	45	SWANN	16.502	61	McFARLA	26.206	61	McFARLA	22.324	33	79	BURRILL	1:35.351	1:35.395	0.044
34	61	McFARLA	30.803	61	McFARLA	16.541	79	BURRILL	26.587	30	ROOKE	22.346	34	61	McFARLANE	1:35.874	1:36.157	0.283

MCRCB BULLETIN TK079**2023 Bennetts British Superbike Championship - Round 6****2023 Pirelli National Superstock with Santander Consumer Finance****FREE PRACTICE 2 - BEST SPEEDS**

POS	INTERMEDIATE 1			INTERMEDIATE 2			INTERMEDIATE 3			FINISH LINE		
	NO	NAME	MPH	NO	NAME	MPH	NO	NAME	MPH	NO	NAME	MPH
1	4	LINFOOT	126.8	34	SEELEY	167.7	37	HILLIER	99.1	34	SEELEY	164.0
2	75	OLSEN	126.6	4	LINFOOT	167.3	3	McCONNELL	98.1	19	TALBOT	163.2
3	40	FRANCIS	126.6	5	KERR	166.9	80	BEY	97.3	75	OLSEN	161.7
4	55	BEECH	125.6	19	TALBOT	166.9	17	WHELAN	96.8	5	KERR	161.7
5	19	TALBOT	125.4	12	HEDGER	165.6	19	TALBOT	96.5	99	LUXTON	161.7
6	5	KERR	125.2	75	OLSEN	164.8	55	BEECH	96.1	8	ROLLO	161.3
7	59	TRUELOVE	124.9	24	CUMMINS	164.0	75	OLSEN	95.8	4	LINFOOT	160.9
8	3	McCONNELL	124.7	23	ALLINGHAM	163.6	5	KERR	95.7	23	ALLINGHAM	160.9
9	57	WHITE	124.5	37	HILLIER	162.8	34	SEELEY	95.4	12	HEDGER	160.5
10	8	ROLLO	122.9	3	McCONNELL	162.4	33	THOMSON	95.3	55	BEECH	160.5
11	51	ELLIOTT	122.4	40	FRANCIS	162.4	4	LINFOOT	94.7	37	HILLIER	159.4
12	37	HILLIER	122.2	80	BEY	161.7	40	FRANCIS	94.2	24	CUMMINS	159.0
13	12	HEDGER	122.0	55	BEECH	161.3	10	SHELDON-SHAW	94.2	18	WINFIELD	159.0
14	34	SEELEY	121.5	59	TRUELOVE	161.3	8	ROLLO	94.1	3	McCONNELL	158.6
15	26	MOORE	121.5	27	SYMONDS	161.3	12	HEDGER	93.7	10	SHELDON-SHAW	158.6
16	33	THOMSON	121.3	51	ELLIOTT	160.5	59	TRUELOVE	93.7	96	SMITH	158.6
17	10	SHELDON-SHAW	121.1	8	ROLLO	160.1	51	ELLIOTT	93.4	51	ELLIOTT	158.2
18	99	LUXTON	120.0	57	WHITE	160.1	25	BOERBOOM	93.3	59	TRUELOVE	158.2
19	18	WINFIELD	119.8	31	COX	159.7	57	WHITE	92.5	77	HARRAN	158.2
20	39	MORGAN	119.8	10	SHELDON-SHAW	159.4	39	MORGAN	92.5	57	WHITE	157.5
21	23	ALLINGHAM	119.1	26	MOORE	159.4	11	REID	92.4	11	REID	157.5
22	96	SMITH	118.9	77	HARRAN	159.0	23	ALLINGHAM	91.9	25	BOERBOOM	156.7
23	27	SYMONDS	118.9	96	SMITH	159.0	99	LUXTON	91.5	40	FRANCIS	156.4
24	77	HARRAN	118.7	99	LUXTON	158.2	77	HARRAN	91.4	31	COX	156.4
25	80	BEY	118.5	11	REID	157.5	96	SMITH	91.3	27	SYMONDS	155.3
26	31	COX	117.9	39	MORGAN	157.5	27	SYMONDS	90.5	39	MORGAN	153.5
27	24	CUMMINS	117.5	25	BOERBOOM	157.1	18	WINFIELD	90.3	26	MOORE	153.2
28	11	REID	116.9	33	THOMSON	156.4	24	CUMMINS	90.1	17	WHELAN	153.2
29	17	WHELAN	116.5	18	WINFIELD	156.0	31	COX	89.8	80	BEY	152.5
30	25	BOERBOOM	115.5	17	WHELAN	156.0	26	MOORE	89.4	33	THOMSON	152.1
31	79	BURRILL	107.0	45	SWANN	144.0	30	ROOKE	83.8	45	SWANN	151.4
32	30	ROOKE	104.2	61	McFARLANE	141.5	61	McFARLANE	83.3	30	ROOKE	146.5
33	61	McFARLANE	103.5	30	ROOKE	140.1	79	BURRILL	82.5	61	McFARLANE	144.3
34	45	SWANN	100.9	79	BURRILL	134.2	45	SWANN	79.7	79	BURRILL	142.7

MCRCB BULLETIN TK080

2023 Bennetts British Superbike Championship - Round 6

2023 Pirelli National Superstock with Santander Consumer Finance

FREE PRACTICE 2 - STATISTICS

Competitors Started	34
Planned Start	2023-07-21 @ 15:35:00.000
Actual Start	2023-07-21 @ 15:35:00.589
Finish Time	2023-07-21 @ 16:00:00.589
Track Length	2.4332mi.
Total Laps	435
Total Distance Covered	1058.4809mi.

Session Fastest Lap History

NO	NAME	LAP TIME	TIME OF DAY	LAP	VEHICLE
31	Sam COX	1:30.244	15:38:06.362	1	BMW
57	Richard WHITE	1:29.837	15:38:07.981	2	BMW
59	Matt TRUELOVE	1:29.165	15:38:13.985	2	Honda
34	Alastair SEELEY	1:28.748	15:38:33.711	2	BMW
75	Alex OLSEN	1:28.335	15:38:36.009	2	Honda
19	Joe TALBOT	1:28.100	15:38:36.588	2	Honda
5	Richard KERR	1:27.040	15:38:37.764	2	Honda
4	Dan LINFOOT	1:26.923	15:40:13.068	3	Honda
75	Alex OLSEN	1:26.471	15:41:29.746	4	Honda

Flag History

TYPE	TIME OF DAY
GREEN	15:35:00.589
FINISH	16:00:00.589

Flag Statistics

TYPE	COUNT	TOTAL LAPS	TOTAL TIME
Green	1	17	28:19.884
Red	0	0	0.000
Safety Car	0	0	0.000
FCY	0	0	0.000

MCRCB BULLETIN TK081

2023 Bennetts British Superbike Championship - Round 6

2023 Pirelli National Superstock with Santander Consumer Finance

FREE PRACTICE 2 - SESSION NOTES

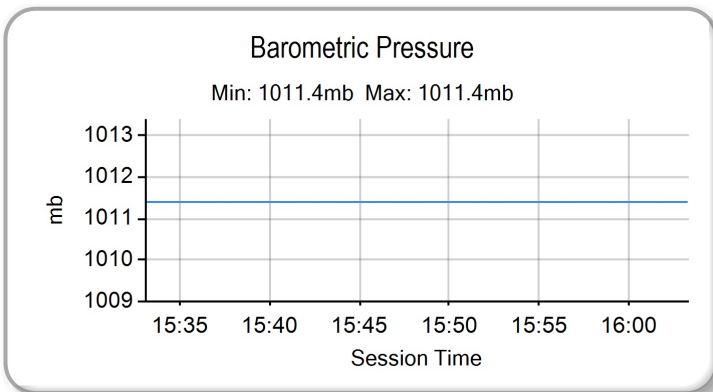
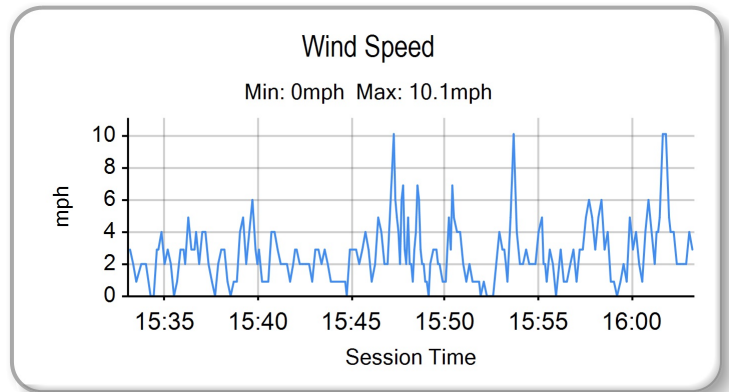
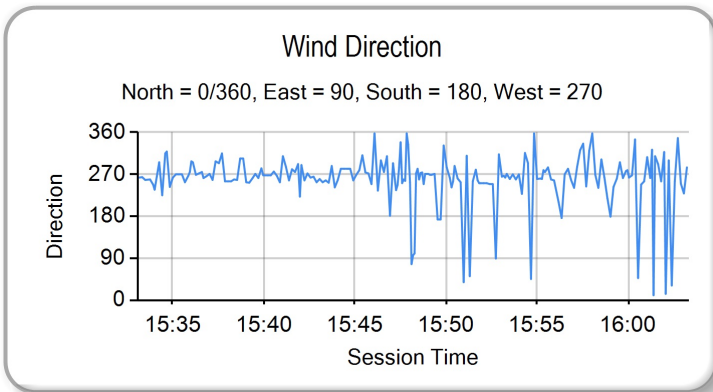
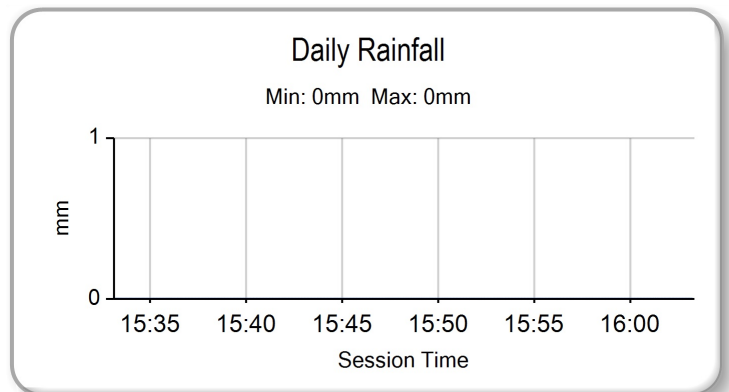
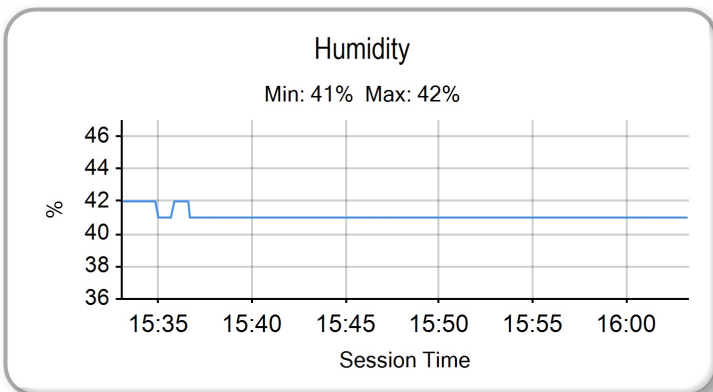
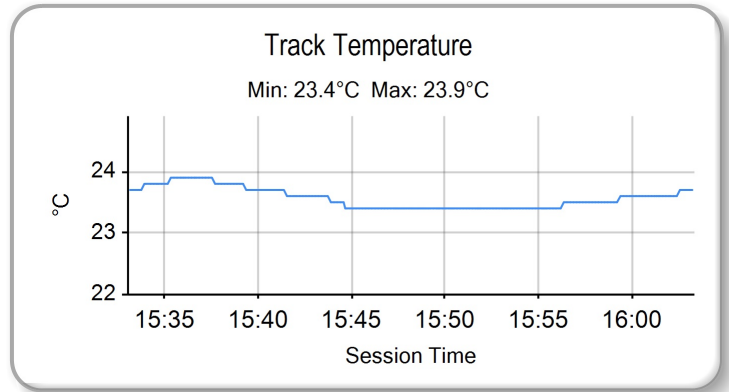
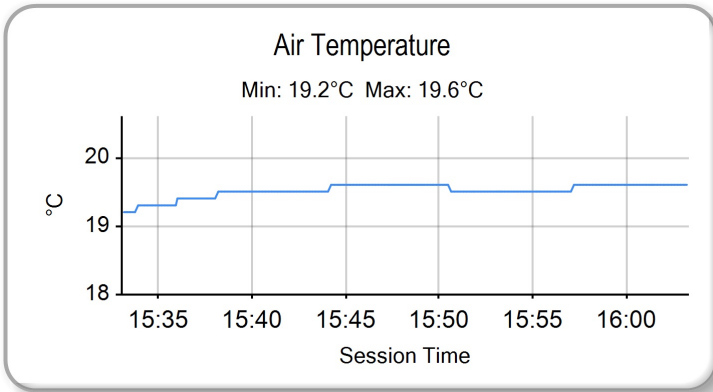
TIME	MESSAGE
15:45:03	NO. 40 FALLER AT STIRLINGS - RIDER OK
15:45:44	NO. 51 TOOK SHORT CUT AT T4 TO PIT LANE - 40S PENALTY AT PIT IN
15:48:34	NO. 45 TOOK SHORT CUT AT T4 TO PIT LANE - 40S PENALTY AT PIT IN

MCRCB BULLETIN TK082

2023 Bennetts British Superbike Championship - Round 6

2023 Pirelli National Superstock with Santander Consumer Finance

FREE PRACTICE 2 - WEATHER CONDITIONS





POS	NO	NAME	NAT	ENTRY	FIRST		SECOND		GAP	DIFF
					TIME	LAPS	TIME	LAPS		
1	75	Alex OLSEN	GBR	Honda - Cumins by Team IWR Honda	1:26.694	13	1:26.471	12		
2	4	Dan LINFOOT	GBR	Honda - Optimum Bikes Racing Ltd	1:26.823	12	1:26.497	13	0.026	0.026
3	5	Richard KERR	IRL	Honda - AMD Motorsport	1:27.302	13	1:26.880	13	0.409	0.383
4	34	Alastair SEELEY	GBR	BMW - SYNEDIQ BMW Motorrad	1:27.553	14	1:27.051	14	0.580	0.171
5	19	Joe TALBOT	GBR	Honda - JR Performance Racing	1:27.407	13	1:27.535	13	0.936	0.356
6	8	Lewis ROLLO	GBR	Aprilia - IN Competition / Aprilia	1:28.465	12	1:27.486	15	1.015	0.079
7	12	Luke HEDGER	GBR	Kawasaki - MAD Racing	1:28.274	14	1:27.797	13	1.326	0.311
8	55	Ash BEECH	GBR	Honda - Jones Dorling Racing	1:28.501	15	1:27.805	13	1.334	0.008
9	23	David ALLINGHAM	GBR	Honda - SMS Racing	1:28.835	11	1:28.019	11	1.548	0.214
10	3	Billy McCONNELL	AUS	Honda - C&L Fairburn Properties Jackson Racing	1:28.238	7	1:28.061	6	1.590	0.042
11	37	James HILLIER	GBR	Yamaha - LAMI OMG Racing Yamaha	1:28.958	15	1:28.091	17	1.620	0.030
12	40	Joe FRANCIS	GBR	Kawasaki - STAUFF Fluid Power / GR Motosport	1:28.335	12	1:28.106	5	1.635	0.015
13	51	Brayden ELLIOTT	AUS	Kawasaki - DAO Racing	1:28.170	13	1:28.277	14	1.699	0.064
14	24	Conor CUMMINS	GBR	Honda - Milenco by Padgetts Motorcycles	1:29.331	16	1:28.255	14	1.784	0.085
15	59	Matt TRUELOVE	GBR	Honda - TAG Racing	1:29.386	10	1:28.289	14	1.818	0.034
16	18	Shaun WINFIELD	GBR	Honda - TAG Racing	1:28.588	10	1:28.310	13	1.839	0.021
17	99	Ben LUXTON	GBR	Honda - Ben Luxton Racing	1:28.870	14	1:28.383	14	1.912	0.073
18	77	Brent HARRAN	ZAF	Honda - Optimum Bikes Racing Ltd	1:28.936	14	1:28.566	16	2.095	0.183
19	57	Richard WHITE	GBR	BMW - Trackdudes powered by Hilltop Motorcycles	1:30.579	12	1:29.145	13	2.674	0.579
20	31	Sam COX	GBR	BMW - Sam Cox Racing with Armada Marine Cables	1:30.028	13	1:29.525	13	3.054	0.380
21	11	Simon REID	GBR	Honda - C&L Fairburn Properties Jackson Racing	1:30.258	10	1:29.750	14	3.279	0.225
22	39	Max MORGAN	GBR	Kawasaki - MSS Performance	1:30.282	10	1:30.071	13	3.600	0.321
23	10	Joe SHELDON-SHAW	GBR	Kawasaki - Team SBR Kawasaki	1:31.856	9	1:30.081	13	3.610	0.010
24	96	Kieran SMITH	GBR	Honda - Corkie Racing	1:32.056	12	1:30.108	16	3.637	0.027
25	80	Callum BEY	GBR	Suzuki - FilterLogic by EightZero Racing	1:31.314	15	1:30.301	14	3.830	0.193
26	27	Max SYMONDS	GBR	Yamaha - Symonds Racing	1:30.666	11	1:30.411	14	3.940	0.110
27	26	Joe MOORE	GBR	Suzuki - Clearline Racing	1:31.359	14	1:30.728	13	4.257	0.317
28	33	Connor THOMSON	GBR	Kawasaki - Sound Advice Hearing Racing	1:31.819	13	1:30.790	14	4.319	0.062
29	25	Jorel BOERBOOM	NLD	Kawasaki - G&S Racing	1:31.605	13	1:30.881	11	4.410	0.091
30	17	Matty WHELAN	GBR	Suzuki - Milestone by ATS Racing	1:32.465	14	1:30.895	15	4.424	0.014

QUALIFYING LAPTIME (110.0% of 1:26.471) = 1:35.118

31	45	Scott SWANN	GBR	Yamaha - Swann Racing	1:41.755	2	1:35.260	7	8.789	4.365
32	79	Jason BURRILL	GBR	BMW - Burrill Racing	1:35.339	13	1:35.395	10	8.868	0.079
33	30	Phil ROOKE	GBR	Kawasaki - Fly a Spitfire Racing	1:36.475	10	1:35.708	12	9.237	0.369
34	61	Scott McFARLANE	GBR	Suzuki - True Heroes Racing	1:37.086	13	1:36.157	13	9.686	0.449

Weather / Track : Cloudy / Dry

Brands Hatch GP: 2.4332 miles

These results are provisional until the conclusion of any judicial and technical matters.

Race Director : Stuart Higgs

Stewards :

Timekeeper : Richard Evans

S. Higgs

R. EVANS

Digitally Approved at 16:12 Friday, 21 July 2023

Digitally Approved at 16:11 Friday, 21 July 2023

Results can be found at www.britishsuperbike.com

Printed - 16:05 Friday, 21 July 2023





NO	NAME	NAT	ENTRY
10	Joe SHELDON-SHAW	GBR	Kawasaki - Team SBR Kawasaki
11	Simon REID	GBR	Honda - C&L Fairburn Properties Jackson Racing
17	Matty WHELAN	GBR	Suzuki - Milestone by ATS Racing
25	Jorel BOERBOOM	NLD	Kawasaki - G&S Racing
26	Joe MOORE	GBR	Suzuki - Clearline Racing
27	Max SYMONDS	GBR	Yamaha - Symonds Racing
30	Phil ROOKE	GBR	Kawasaki - Fly a Spitfire Racing
31	Sam COX	GBR	BMW - Sam Cox Racing with Armada Marine Cables
33	Connor THOMSON	GBR	Kawasaki - Sound Advice Hearing Racing
39	Max MORGAN	GBR	Kawasaki - MSS Performance
45	Scott SWANN	GBR	Yamaha - Swann Racing
61	Scott McFARLANE	GBR	Suzuki - True Heroes Racing
79	Jason BURRILL	GBR	BMW - Burrill Racing
80	Callum BEY	GBR	Suzuki - FilterLogic by EightZero Racing
96	Kieran SMITH	GBR	Honda - Corkie Racing

Total Competitors: 15

QUALIFYING - Q2 - START LIST

NO	NAME	NAT	ENTRY
3	Billy McCONNELL	AUS	Honda - C&L Fairburn Properties Jackson Racing
4	Dan LINFOOT	GBR	Honda - Optimum Bikes Racing Ltd
5	Richard KERR	IRL	Honda - AMD Motorsport
8	Lewis ROLLO	GBR	Aprilia - IN Competition / Aprilia
12	Luke HEDGER	GBR	Kawasaki - MAD Racing
18	Shaun WINFIELD	GBR	Honda - TAG Racing
19	Joe TALBOT	GBR	Honda - JR Performance Racing
23	David ALLINGHAM	GBR	Honda - SMS Racing
24	Conor CUMMINS	GBR	Honda - Milenco by Padgetts Motorcycles
34	Alastair SEELEY	GBR	BMW - SYNETIQ BMW Motorrad
37	James HILLIER	GBR	Yamaha - LAMI OMG Racing Yamaha
40	Joe FRANCIS	GBR	Kawasaki - STAUFF Fluid Power / GR Motosport
51	Brayden ELLIOTT	AUS	Kawasaki - DAO Racing
55	Ash BEECH	GBR	Honda - Jones Dorling Racing
57	Richard WHITE	GBR	BMW - Trackdudes powered by Hilltop Motorcycles
59	Matt TRUELOVE	GBR	Honda - TAG Racing
75	Alex OLSEN	GBR	Honda - Cumins by Team IWR Honda
99	Ben LUXTON	GBR	Honda - Ben Luxton Racing

- POSITION 1 FROM RESULT OF Q1
- POSITION 2 FROM RESULT OF Q1
- POSITION 3 FROM RESULT OF Q1
- POSITION 4 FROM RESULT OF Q1
- POSITION 5 FROM RESULT OF Q1
- POSITION 6 FROM RESULT OF Q1
- POSITION 7 FROM RESULT OF Q1
- POSITION 8 FROM RESULT OF Q1
- POSITION 9 FROM RESULT OF Q1

Total Competitors: 27

Brands Hatch GP: 2.4332 miles

Results can be found at www.britishsuperbike.com

Printed - 10:02 Saturday, 22 July 2023



QUALIFYING - Q1 - CLASSIFICATION



POS	NO	NAME	NAT	ENTRY	TIME	ON	LAPS	GAP	DIFF	MPH
1	11	Simon REID	GBR	Honda - C&L Fairburn Properties Jackson Racing	1:28.928	4	4			98.50
2	31	Sam COX	GBR	BMW - Sam Cox Racing with Armada Marine Cables	1:29.480	2	4	0.552	0.552	97.89
3	10	Joe SHELDON-SHAW	GBR	Kawasaki - Team SBR Kawasaki	1:29.899	4	4	0.971	0.419	97.44
4	26	Joe MOORE	GBR	Suzuki - Clearline Racing	1:30.150	7	7	1.222	0.251	97.16
5	27	Max SYMONDS	GBR	Yamaha - Symonds Racing	1:30.181	4	4	1.253	0.031	97.13
6	96	Kieran SMITH	GBR	Honda - Corkie Racing	1:30.429	3	5	1.501	0.248	96.86
7	33	Connor THOMSON	GBR	Kawasaki - Sound Advice Hearing Racing	1:30.675	3	5	1.747	0.246	96.60
8	17	Matty WHELAN	GBR	Suzuki - Milestone by ATS Racing	1:31.102	4	4	2.174	0.427	96.15
9	80	Callum BEY	GBR	Suzuki - FilterLogic by EightZero Racing	1:31.253	7	7	2.325	0.151	95.99
10	25	Jorel BOERBOOM	NLD	Kawasaki - G&S Racing	1:32.580	8	8	3.652	1.327	94.61
11	30	Phil ROOKE	GBR	Kawasaki - Fly a Spitfire Racing	1:35.128	8	8	6.200	2.548	92.08
12	61	Scott McFARLANE	GBR	Suzuki - True Heroes Racing	1:36.821	8	8	7.893	1.693	90.47
13	79	Jason BURRILL	GBR	BMW - Burrill Racing	1:37.396	2	6	8.468	0.575	89.94

QUALIFYING LAPTIME (110.0% of 1:28.928) = 1:37.820

14	39	Max MORGAN	GBR	Kawasaki - MSS Performance			1			
----	----	------------	-----	----------------------------	--	--	---	--	--	--

Weather / Track : Cloudy / Dry

These results are provisional until the conclusion of any judicial and technical matters.

Brands Hatch GP: 2.4332 miles

Date: 22/07/2023 Start: 10:40 Finish: 10:55

Race Director : Stuart Higgs S. Higgs Digitally Approved at 11:05 Saturday, 22 July 2023	Stewards :	Timekeeper : Richard Evans R. EVANS Digitally Approved at 11:03 Saturday, 22 July 2023
--	------------	--

Results can be found at www.britishsuperbike.com

Printed - 10:57 Saturday, 22 July 2023



QUALIFYING - Q1 - SECTOR ANALYSIS



SECTOR 1 = FL to I1, SECTOR 2 = I1 to I2, SECTOR 3 = I2 to I3, SECTOR 4 = I3 to FL, DIFF = Difference To Personal Best Lap, P = Crossed Finish Line in Pit Lane, D = Time Disallowed

P1 11		Simon REID				Honda - C&L Fairburn Properties Jackson Racing						
IDEAL LAP TIME : 1:28.912		BEST LAP TIME : 1:28.928				DIFFERENCE : 0.016						
LAP	SECTOR 1	SECTOR 2		SECTOR 3		SECTOR 4		LAP TIME	MPH	DIFF	TIME OF DAY	
1 -	OUTLAP	102.4	15.747	148.1	25.174	90.6	20.897	154.2	1:32.893	94.30	3.965	10:41:36.138
2 -	28.759	112.2	15.284	156.7	24.513	92.4	20.940	154.9	1:29.496 (2)	97.87	0.568	10:43:05.634
3 -	28.747	113.7	15.423	156.0	24.592	93.0	20.877	155.7	1:29.639 (3)	97.72	0.711	10:44:35.273
4 -	28.446	119.1	15.174	156.7	24.529	94.6	20.779	156.0	1:28.928 (1)	98.50		10:46:04.201

P2 31		Sam COX				BMW - Sam Cox Racing with Armada Marine Cables						
IDEAL LAP TIME : 1:29.313		BEST LAP TIME : 1:29.480				DIFFERENCE : 0.167						
LAP	SECTOR 1	SECTOR 2		SECTOR 3		SECTOR 4		LAP TIME	MPH	DIFF	TIME OF DAY	
1 -	OUTLAP	106.6	15.809	143.0	25.294	82.2	20.805	156.7	1:35.190	92.02	5.710	10:41:36.317
2 -	28.849	111.1	15.278	149.4	24.564	87.2	20.789	156.4	1:29.480 (1)	97.89		10:43:05.797
3 -	28.920	113.7	15.448	153.9	24.458	84.7	20.728	156.4	1:29.554 (2)	97.81	0.074	10:44:35.351
4 -	28.995	115.7	15.321	157.1	24.642	86.7	20.998	151.4	1:29.956 (3)	97.37	0.476	10:46:05.307

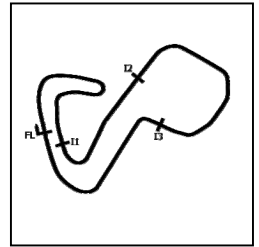
P3 10		Joe SHELDON-SHAW				Kawasaki - Team SBR Kawasaki						
IDEAL LAP TIME : 1:29.800		BEST LAP TIME : 1:29.899				DIFFERENCE : 0.099						
LAP	SECTOR 1	SECTOR 2		SECTOR 3		SECTOR 4		LAP TIME	MPH	DIFF	TIME OF DAY	
1 -	OUTLAP	105.8	15.843	152.1	25.411	88.1	21.196	153.2	1:34.141	93.05	4.242	10:41:38.789
2 -	28.954	114.5	15.703	150.8	25.066	87.9	20.998	156.7	1:30.721 (3)	96.55	0.822	10:43:09.510
3 -	28.846	117.1	15.663	157.9	24.846	89.5	20.973	157.5	1:30.328 (2)	96.97	0.429	10:44:39.838
4 -	28.758	116.9	15.762	157.5	24.444	92.8	20.935	156.7	1:29.899 (1)	97.44		10:46:09.737

P4 26		Joe MOORE				Suzuki - Clearline Racing						
IDEAL LAP TIME : 1:29.644		BEST LAP TIME : 1:30.150				DIFFERENCE : 0.506						
LAP	SECTOR 1	SECTOR 2		SECTOR 3		SECTOR 4		LAP TIME	MPH	DIFF	TIME OF DAY	
1 -	OUTLAP	111.2	15.696	151.8	25.479	86.4	21.507	152.5	1:32.181	95.02	2.031	10:41:54.194
2 -	28.916	113.9	15.594	156.4	25.745	86.7	21.360	152.5	1:31.615	95.61	1.465	10:43:25.809
3 -	28.497	115.3	15.589	142.7	25.428	87.8	21.032	152.5	1:30.546 (3)	96.74	0.396	10:44:56.355
4 -	28.483	116.1	15.761	148.1	25.056	88.5	21.382	149.7	1:30.682	96.59	0.532	10:46:27.037
5 -	29.891	115.1	15.779	154.9	25.059	84.2	21.295	152.5	1:32.024	95.19	1.874	10:47:59.061
6 -	29.065	115.5	15.493	155.7	24.636	87.4	21.305	153.5	1:30.499 (2)	96.79	0.349	10:49:29.560
7 -	28.668	115.3	15.607	157.5	24.753	87.2	21.122	152.5	1:30.150 (1)	97.16		10:50:59.710

P5 27		Max SYMONDS				Yamaha - Symonds Racing						
IDEAL LAP TIME : 1:30.109		BEST LAP TIME : 1:30.181				DIFFERENCE : 0.072						
LAP	SECTOR 1	SECTOR 2		SECTOR 3		SECTOR 4		LAP TIME	MPH	DIFF	TIME OF DAY	
1 -	OUTLAP	107.0	16.086	153.5	25.361	83.0	21.327	151.8	1:34.305	92.88	4.124	10:41:38.210
2 -	29.367	111.8	15.746	155.7	25.008	85.9	21.113	154.6	1:31.234 (3)	96.01	1.053	10:43:09.444
3 -	29.232	111.2	15.647	159.7	24.956	86.2	20.820	155.3	1:30.655 (2)	96.62	0.474	10:44:40.099
4 -	28.878	114.1	15.719	156.0	24.773	87.2	20.811	154.9	1:30.181 (1)	97.13		10:46:10.280

P6 96		Kieran SMITH				Honda - Corkie Racing						
IDEAL LAP TIME : 1:30.007		BEST LAP TIME : 1:30.429				DIFFERENCE : 0.422						
LAP	SECTOR 1	SECTOR 2		SECTOR 3		SECTOR 4		LAP TIME	MPH	DIFF	TIME OF DAY	
1 -	OUTLAP	101.2	16.525	144.3	25.722	81.7	21.328	157.1	1:39.698	87.86	9.269	10:41:40.827
2 -	30.485	103.7	16.022	149.7	24.882	83.6	21.293	159.4	1:32.682	94.51	2.253	10:43:13.509
3 -	29.206	112.2	15.728	156.4	24.599	86.9	20.896	159.4	1:30.429 (1)	96.86		10:44:43.938
4 -	29.004	109.6	15.722	158.6	24.745	86.8	21.089	158.6	1:30.560 (2)	96.72	0.131	10:46:14.498
5 -	28.852	111.1	15.660	147.4	25.083	89.8	21.380	156.4	1:30.975 (3)	96.28	0.546	10:47:45.473

QUALIFYING - Q1 - SECTOR ANALYSIS



SECTOR 1 = FL to I1, SECTOR 2 = I1 to I2 SECTOR 3 = I2 to I3, SECTOR 4 = I3 to FL, DIFF = Difference To Personal Best Lap, P = Crossed Finish Line in Pit Lane, D = Time Disallowed

P7 33		Connor THOMSON				Kawasaki - Sound Advice Hearing Racing						
IDEAL LAP TIME : 1:30.556		BEST LAP TIME : 1:30.675				DIFFERENCE : 0.119						
LAP	SECTOR 1	SECTOR 2		SECTOR 3		SECTOR 4		LAP TIME	MPH	DIFF	TIME OF DAY	
1 -	OUTLAP	107.0	16.292	144.0	25.595	87.4	21.397	151.8	1:37.602	89.75	6.927	10:41:38.730
2 -	29.328	114.7	15.667	149.4	24.872	85.9	21.426	154.9	1:31.293 (3)	95.95	0.618	10:43:10.023
3 -	28.846	113.3	15.661	150.8	24.946	88.0	21.222	154.2	1:30.675 (1)	96.60		10:44:40.698
4 -	28.847	115.5	15.616	145.5	25.029	92.8	21.332	151.4	1:30.824 (2)	96.44	0.149	10:46:11.522
5 -	30.126	103.2	16.442	132.8	27.570	87.6	IN PIT		4:37.106 P	31.61	3:06.431	10:50:48.628

P8 17		Matty WHELAN				Suzuki - Milestone by ATS Racing						
IDEAL LAP TIME : 1:30.933		BEST LAP TIME : 1:31.102				DIFFERENCE : 0.169						
LAP	SECTOR 1	SECTOR 2		SECTOR 3		SECTOR 4		LAP TIME	MPH	DIFF	TIME OF DAY	
1 -	OUTLAP	101.8	16.274	146.2	25.767	84.9	21.491	153.5	1:34.965	92.24	3.863	10:41:39.447
2 -	30.366	113.1	15.856	152.8	24.890	94.6	21.247	153.9	1:32.359 (3)	94.84	1.257	10:43:11.806
3 -	29.484	111.1	15.923	151.8	25.089	88.1	21.424	153.2	1:31.920 (2)	95.29	0.818	10:44:43.726
4 -	29.216	111.8	15.930	150.1	24.614	89.9	21.342	153.2	1:31.102 (1)	96.15		10:46:14.828

P9 80		Callum BEY				Suzuki - FilterLogic by EightZero Racing						
IDEAL LAP TIME : 1:31.097		BEST LAP TIME : 1:31.253				DIFFERENCE : 0.156						
LAP	SECTOR 1	SECTOR 2		SECTOR 3		SECTOR 4		LAP TIME	MPH	DIFF	TIME OF DAY	
1 -	OUTLAP	99.4	16.666	144.3	26.937	81.3	22.226	147.1	1:37.314	90.01	6.061	10:41:54.981
2 -	29.971	108.7	15.868	154.6	25.243	86.7	21.326	152.5	1:32.408 (3)	94.79	1.155	10:43:27.389
3 -	29.804	116.5	15.668	159.4	24.707	88.3	21.515	152.8	1:31.694 (2)	95.53	0.441	10:44:59.083
4 -	29.970	114.9	16.220	141.5	25.850	92.6	21.657	150.8	1:33.697	93.49	2.444	10:46:32.780
5 -	30.127	112.5	16.305	145.2	26.396	85.0	IN PIT		3:44.180 P	39.07	2:12.927	10:50:16.960
6 -	OUTLAP	100.6	16.457	149.4	25.855	87.1	21.602	150.1	1:39.296	88.21	8.043	10:51:56.256
7 -	29.420	117.3	15.809	158.2	24.722	91.0	21.302	149.7	1:31.253 (1)	95.99		10:53:27.509

P10 25		Jorel BOERBOOM				Kawasaki - G&S Racing						
IDEAL LAP TIME : 1:31.574		BEST LAP TIME : 1:32.580				DIFFERENCE : 1.006						
LAP	SECTOR 1	SECTOR 2		SECTOR 3		SECTOR 4		LAP TIME	MPH	DIFF	TIME OF DAY	
1 -	OUTLAP	103.7	16.062	146.5	25.564	87.3	21.457	154.9	1:38.699	88.75	6.119	10:41:39.828
2 -	31.013	103.5	15.956	147.4	25.181	86.9	21.261	154.9	1:33.411	93.77	0.831	10:43:13.239
3 -	29.561	107.3	16.008	145.5	24.887	87.7	IN PIT		4:40.065 P	31.27	3:07.485	10:47:53.304
4 -	OUTLAP	87.2	17.552	130.5	26.621	82.4	22.267	150.4	1:46.637	82.14	14.057	10:49:39.941
5 -	30.042	109.2	16.043	144.9	25.195	87.8	21.676	150.8	1:32.956 (2)	94.23	0.376	10:51:12.897
6 -	29.636	107.7	16.096	144.6	25.485	85.0	21.781	147.8	1:32.998 (3)	94.19	0.418	10:52:45.895
7 -	32.518	100.4	16.223	143.3	26.353	83.9	21.740	153.5	1:36.834	90.46	4.254	10:54:22.729
8 -	29.557	110.0	15.869	146.5	25.531	84.9	21.623	149.1	1:32.580 (1)	94.61		10:55:55.309

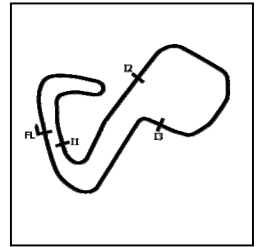
P11 30		Phil ROOKE				Kawasaki - Fly a Spitfire Racing						
IDEAL LAP TIME : 1:34.794		BEST LAP TIME : 1:35.128				DIFFERENCE : 0.334						
LAP	SECTOR 1	SECTOR 2		SECTOR 3		SECTOR 4		LAP TIME	MPH	DIFF	TIME OF DAY	
1 -	OUTLAP	94.5	16.992	138.0	26.747	78.0	22.888	140.3	1:39.791	87.78	4.663	10:41:44.756
2 -	31.727	94.6	16.902	132.8	26.588	75.2	22.532	145.5	1:37.749	89.61	2.621	10:43:22.505
3 -	30.663	100.0	16.795	132.3	26.977	75.4	22.231	141.5	1:36.666	90.61	1.538	10:44:59.171
4 -	32.154	85.9	17.533	128.8	27.338	75.6	IN PIT		3:01.129 P	48.36	1:26.001	10:48:00.300
5 -	OUTLAP	86.9	17.723	126.3	26.886	78.9	22.426	146.8	1:40.348	87.29	5.220	10:49:40.648
6 -	30.748	100.3	16.773	135.8	25.789	81.9	22.095	143.3	1:35.405 (2)	91.81	0.277	10:51:16.053
7 -	30.321	101.9	17.249	132.8	26.006	79.1	22.200	146.5	1:35.776 (3)	91.46	0.648	10:52:51.829
8 -	30.150	98.5	16.881	140.3	26.015	81.4	22.082	145.2	1:35.128 (1)	92.08		10:54:26.957

MCRCB BULLETIN TK136

2023 Bennetts British Superbike Championship - Round 6

2023 Pirelli National Superstock with Santander Consumer Finance

QUALIFYING - Q1 - SECTOR ANALYSIS



SECTOR 1 = FL to I1, SECTOR 2 = I1 to I2 SECTOR 3 = I2 to I3, SECTOR 4 = I3 to FL, DIFF = Difference To Personal Best Lap, P = Crossed Finish Line in Pit Lane, D = Time Disallowed

P12 61		Scott McFARLANE				Suzuki - True Heroes Racing						
IDEAL LAP TIME : 1:36.397		BEST LAP TIME : 1:36.821				DIFFERENCE : 0.424						
LAP	SECTOR 1	SECTOR 2		SECTOR 3		SECTOR 4	LAP TIME	MPH	DIFF	TIME OF DAY		
1 -	OUTLAP	95.0	16.975	139.2	26.790	80.3	22.285	148.1	1:39.242	88.26	2.421	10:41:44.790
2 -	31.229	95.0	16.954	132.8	26.557	81.2	22.273	148.1	1:37.013	90.29	0.192	10:43:21.803
3 -	30.898	99.8	16.752	133.4	27.051	81.5	22.195	143.7	1:36.896 (2)	90.40	0.075	10:44:58.699
4 -	31.250	99.4	16.927	128.5	27.021	78.0	IN PIT		3:49.412 P	38.18	2:12.591	10:48:48.111
5 -	OUTLAP	95.8	17.266	123.3	27.613	78.0	23.039	144.9	1:42.513	85.45	5.692	10:50:30.624
6 -	30.893	99.7	16.922	129.5	26.720	79.7	22.424	145.2	1:36.959 (3)	90.34	0.138	10:52:07.583
7 -	30.906	95.7	16.804	136.6	26.989	80.3	22.366	146.2	1:37.065	90.24	0.244	10:53:44.648
8 -	30.904	101.3	16.780	126.1	26.698	80.8	22.439	140.1	1:36.821 (1)	90.47		10:55:21.469

P13 79		Jason BURRILL				BMW - Burrill Racing						
IDEAL LAP TIME : 1:36.932		BEST LAP TIME : 1:37.396				DIFFERENCE : 0.464						
LAP	SECTOR 1	SECTOR 2		SECTOR 3		SECTOR 4	LAP TIME	MPH	DIFF	TIME OF DAY		
1 -	OUTLAP	91.4	17.231	126.3	28.870	76.1	22.813	140.9	1:43.692	84.47	6.296	10:41:49.529
2 -	31.393	100.6	16.397	129.0	27.182	81.2	22.424	139.8	1:37.396 (1)	89.94		10:43:26.925
3 -	31.470	92.0	16.924	124.9	27.426	79.0	22.544	138.9	1:38.364 (2)	89.05	0.968	10:45:05.289
4 -	30.929	103.0	16.829	115.9	28.251	77.1	IN PIT		3:23.709 P	43.00	1:46.313	10:48:28.998
5 -	OUTLAP	86.9	17.979	108.0	30.609	72.8	24.111	130.5	1:48.983	80.37	11.587	10:50:17.981
6 -	34.505	86.0	18.084	111.6	29.005	75.4	23.835	130.8	1:45.429 (3)	83.08	8.033	10:52:03.410

P14 39		Max MORGAN				Kawasaki - MSS Performance						
IDEAL LAP TIME :		BEST LAP TIME :				DIFFERENCE :						
LAP	SECTOR 1	SECTOR 2		SECTOR 3		SECTOR 4	LAP TIME	MPH	DIFF	TIME OF DAY		
1 -	OUTLAP	104.2	16.140	150.1	25.341	88.4	21.307	154.6	1:34.901	92.30		10:41:38.431

MCRCB BULLETIN TK138**2023 Bennetts British Superbike Championship - Round 6****2023 Pirelli National Superstock with Santander Consumer Finance****QUALIFYING - Q1 - BEST SPEEDS**

POS	INTERMEDIATE 1			INTERMEDIATE 2			INTERMEDIATE 3			FINISH LINE		
	NO	NAME	MPH	NO	NAME	MPH	NO	NAME	MPH	NO	NAME	MPH
1	11	REID	119.1	27	SYMONDS	159.7	11	REID	94.6	96	SMITH	159.4
2	80	BEY	117.3	80	BEY	159.4	17	WHELAN	94.6	10	SHELDON-SHAW	157.5
3	10	SHELDON-SHAW	117.1	96	SMITH	158.6	10	SHELDON-SHAW	92.8	31	COX	156.7
4	26	MOORE	116.1	10	SHELDON-SHAW	157.9	33	THOMSON	92.8	11	REID	156.0
5	31	COX	115.7	26	MOORE	157.5	80	BEY	92.6	27	SYMONDS	155.3
6	33	THOMSON	115.5	31	COX	157.1	96	SMITH	89.8	33	THOMSON	154.9
7	27	SYMONDS	114.1	11	REID	156.7	26	MOORE	88.5	25	BOERBOOM	154.9
8	17	WHELAN	113.1	17	WHELAN	152.8	39	MORGAN	88.4	39	MORGAN	154.6
9	96	SMITH	112.2	33	THOMSON	150.8	25	BOERBOOM	87.8	17	WHELAN	153.9
10	25	BOERBOOM	110.0	39	MORGAN	150.1	31	COX	87.2	26	MOORE	153.5
11	39	MORGAN	104.2	25	BOERBOOM	147.4	27	SYMONDS	87.2	80	BEY	152.8
12	79	BURRILL	103.0	30	ROOKE	140.3	30	ROOKE	81.9	61	McFARLANE	148.1
13	30	ROOKE	101.9	61	McFARLANE	139.2	61	McFARLANE	81.5	30	ROOKE	146.8
14	61	McFARLANE	101.3	79	BURRILL	129.0	79	BURRILL	81.2	79	BURRILL	140.9

MCRCB BULLETIN TK139

2023 Bennetts British Superbike Championship - Round 6

2023 Pirelli National Superstock with Santander Consumer Finance

QUALIFYING - Q1 - STATISTICS

Competitors Started 14
Planned Start 2023-07-22 @ 10:40:00.000
Actual Start 2023-07-22 @ 10:40:01.126
Finish Time 2023-07-22 @ 10:55:01.126
Track Length 2.4332mi.
Total Laps 75
Total Distance Covered 182.4967mi.

Session Fastest Lap History

NO	NAME	LAP TIME	TIME OF DAY	LAP	VEHICLE
11	Simon REID	1:29.496	10:43:05.634	2	Honda
31	Sam COX	1:29.480	10:43:05.797	2	BMW
11	Simon REID	1:28.928	10:46:04.201	4	Honda

Flag History

TYPE	TIME OF DAY
GREEN	10:40:01.126
FINISH	10:55:01.126

Flag Statistics

TYPE	COUNT	TOTAL LAPS	TOTAL TIME
Green	1	8	17:08.577
Red	0	0	0.000
Safety Car	0	0	0.000
FCY	0	0	0.000

MCRCB BULLETIN TK140

2023 Bennetts British Superbike Championship - Round 6

2023 Pirelli National Superstock with Santander Consumer Finance

QUALIFYING - Q1 - SESSION NOTES

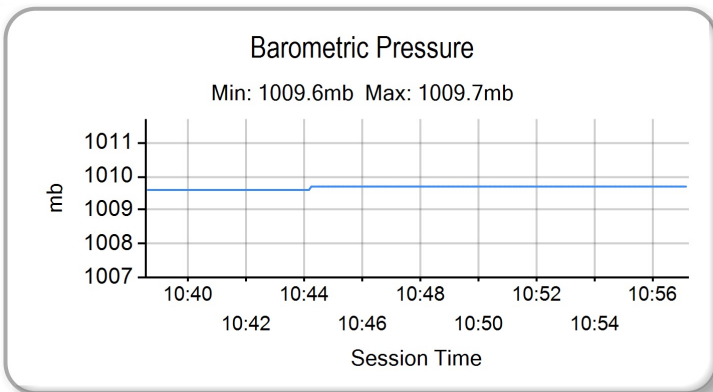
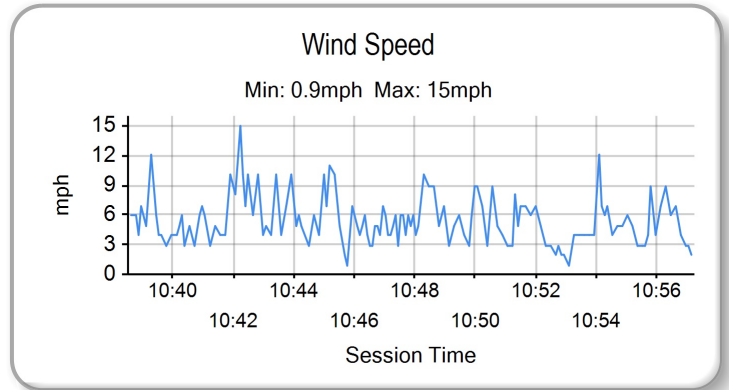
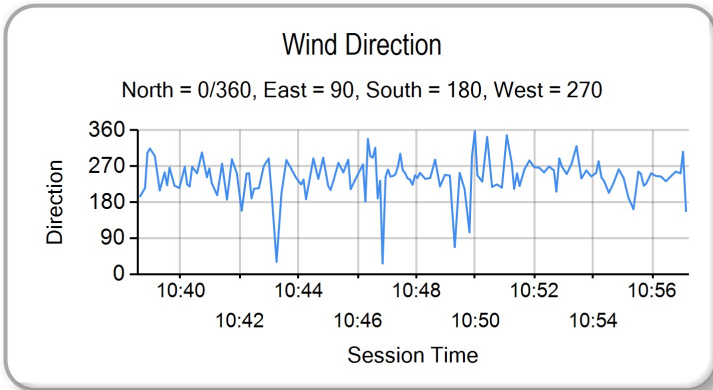
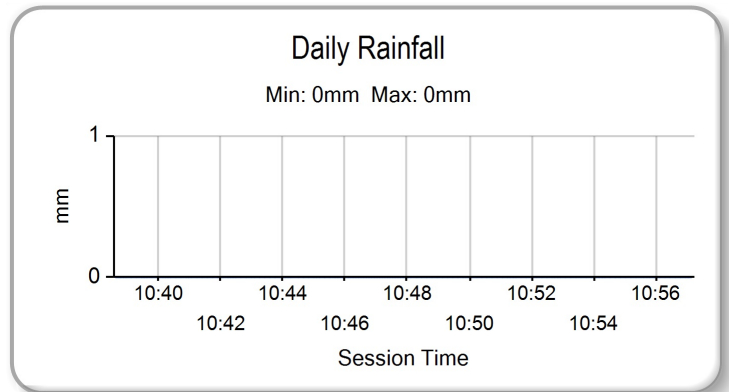
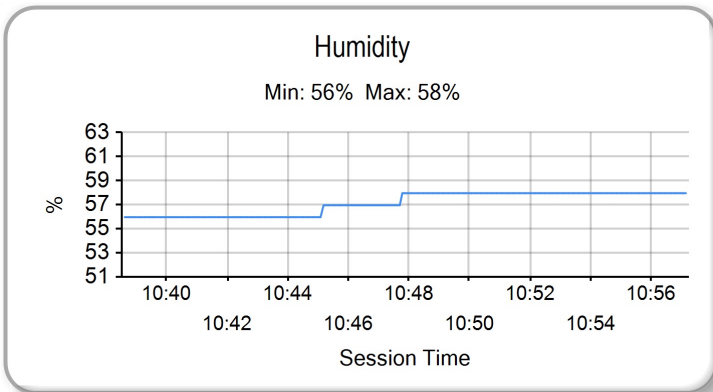
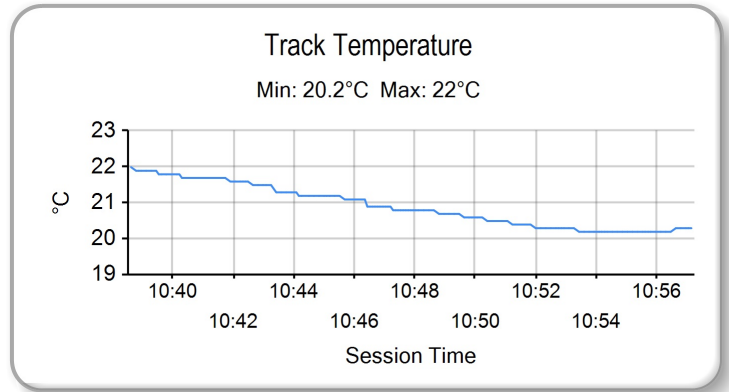
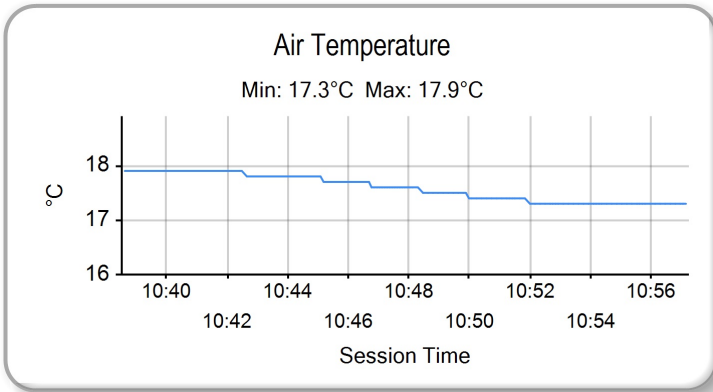
TIME	MESSAGE
10:43:02	NO. 39 FALLER AT GRAHAM HILL BEND - RIDER OK
10:47:29	DROPS OF RAIN IN SECTOR ALL

MCRCB BULLETIN TK141

2023 Bennetts British Superbike Championship - Round 6

2023 Pirelli National Superstock with Santander Consumer Finance

QUALIFYING - Q1 - WEATHER CONDITIONS



QUALIFYING - Q2 - CLASSIFICATION



POS	NO	NAME	NAT	ENTRY	TIME	ON	LAPS	GAP	DIFF	MPH
1	4	Dan LINFOOT	GBR	Honda - Optimum Bikes Racing Ltd	1:26.140	1	7			101.69
2	75	Alex OLSEN	GBR	Honda - Cumins by Team IWR Honda	1:26.192	7	10	0.052	0.052	101.63
3	34	Alastair SEELEY	GBR	BMW - SYNETIQ BMW Motorrad	1:26.424	7	7	0.284	0.232	101.35
4	3	Billy McCONNELL	AUS	Honda - C&L Fairburn Properties Jackson Racing	1:26.891	8	9	0.751	0.467	100.81
5	55	Ash BEECH	GBR	Honda - Jones Dorling Racing	1:27.138	4	10	0.998	0.247	100.52
6	5	Richard KERR	IRL	Honda - AMD Motorsport	1:27.254	9	9	1.114	0.116	100.39
7	8	Lewis ROLLO	GBR	Aprilia - IN Competition / Aprilia	1:27.439	6	9	1.299	0.185	100.18
8	19	Joe TALBOT	GBR	Honda - JR Performance Racing	1:27.538	6	11	1.398	0.099	100.06
9	12	Luke HEDGER	GBR	Kawasaki - MAD Racing	1:27.692	5	9	1.552	0.154	99.89
10	51	Brayden ELLIOTT	AUS	Kawasaki - DAO Racing	1:27.702	8	9	1.562	0.010	99.88
11	40	Joe FRANCIS	GBR	Kawasaki - STAUFF Fluid Power / GR Motosport	1:27.878	6	10	1.738	0.176	99.68
12	23	David ALLINGHAM	GBR	Honda - SMS Racing	1:27.906	4	7	1.766	0.028	99.65
13	18	Shaun WINFIELD	GBR	Honda - TAG Racing	1:27.909	7	8	1.769	0.003	99.64
14	99	Ben LUXTON	GBR	Honda - Ben Luxton Racing	1:28.019	6	9	1.879	0.110	99.52
15	37	James HILLIER	GBR	Yamaha - LAMI OMG Racing Yamaha	1:28.306	7	11	2.166	0.287	99.19
16	24	Conor CUMMINS	GBR	Honda - Milenco by Padgetts Motorcycles	1:28.401	3	8	2.261	0.095	99.09
17	11	Simon REID	GBR	Honda - C&L Fairburn Properties Jackson Racing	1:28.794	6	8	2.654	0.393	98.65
18	10	Joe SHELDON-SHAW	GBR	Kawasaki - Team SBR Kawasaki	1:29.229	7	9	3.089	0.435	98.17
19	57	Richard WHITE	GBR	BMW - Trackdudes powered by Hilltop Motorcycles	1:29.394	2	4	3.254	0.165	97.99
20	26	Joe MOORE	GBR	Suzuki - Clearline Racing	1:29.496	7	9	3.356	0.102	97.87
21	96	Kieran SMITH	GBR	Honda - Corkie Racing	1:29.557	7	10	3.417	0.061	97.81
22	27	Max SYMONDS	GBR	Yamaha - Symonds Racing	1:29.946	3	8	3.806	0.389	97.39
23	80	Callum BEY	GBR	Suzuki - FilterLogic by EightZero Racing	1:30.299	2	8	4.159	0.353	97.00
24	17	Matty WHELAN	GBR	Suzuki - Milestone by ATS Racing	1:30.334	7	8	4.194	0.035	96.97
25	33	Connor THOMSON	GBR	Kawasaki - Sound Advice Hearing Racing	1:30.557	7	9	4.417	0.223	96.73

QUALIFYING LAPTIME (110.0% of 1:26.140) = 1:34.754

Weather / Track : Cloudy / Dry

These results are provisional until the conclusion of any judicial and technical matters.

Brands Hatch GP: 2.4332 miles

Date: 22/07/2023 Start: 11:02 Finish: 11:17

Race Director : Stuart Higgs

Stewards :

Timekeeper : Richard Evans

S. Higgs

R. EVANS

Digitally Approved at 11:32 Saturday, 22 July 2023

Digitally Approved at 11:31 Saturday, 22 July 2023

Results can be found at www.britishsuperbike.com

Printed - 11:21 Saturday, 22 July 2023



QUALIFYING - Q2 - SECTOR ANALYSIS



SECTOR 1 = FL to I1, SECTOR 2 = I1 to I2 SECTOR 3 = I2 to I3, SECTOR 4 = I3 to FL, DIFF = Difference To Personal Best Lap, P = Crossed Finish Line in Pit Lane, D = Time Disallowed

P1		4		Dan LINFOOT				Honda - Optimum Bikes Racing Ltd								
IDEAL LAP TIME : 1:26.140		BEST LAP TIME : 1:26.140		DIFFERENCE : 0.000												
LAP	SECTOR 1	SECTOR 2	SECTOR 3	SECTOR 4	LAP TIME	MPH	DIFF	TIME OF DAY								
1 -	27.513	125.6	14.891	166.9	23.539	94.2	20.197	162.0	1:26.140	(1)	101.69		11:04:58.436			
2 -	28.360	117.1	15.444	152.1	24.345	87.6	21.111	158.2	1:29.260		98.13	3.120	11:06:27.696			
3 -	28.874	115.3	15.557	150.1	28.677	81.6		IN PIT	5:35.882	P	26.08	4:09.742	11:12:03.578			
4 -	OUTLAP	116.5	15.474	150.4	24.389	89.9	20.823	158.6	1:32.284		94.92	6.144	11:13:35.862			
5 -	27.836	123.3	15.058	161.3	24.051	92.6	20.520	162.0	1:27.465	(3)	100.15	1.325	11:15:03.327			
6 -	27.680	125.4	14.905	162.4	24.059	90.0	20.425	160.9	1:27.069	(2)	100.60	0.929	11:16:30.396			
7 -	29.590	101.3	15.969	146.5	26.308	82.1	22.326	136.1	1:34.193		92.99	8.053	11:18:04.589			

P2		75		Alex OLSEN				Honda - Cumins by Team IWR Honda								
IDEAL LAP TIME : 1:26.095		BEST LAP TIME : 1:26.192		DIFFERENCE : 0.097												
LAP	SECTOR 1	SECTOR 2	SECTOR 3	SECTOR 4	LAP TIME	MPH	DIFF	TIME OF DAY								
1 -	OUTLAP	106.6	16.589	139.2	26.956	82.9	20.631	159.4	1:34.859		92.34	8.667	11:03:44.794			
2 -	27.901	118.3	15.082	158.2	24.043	86.2	20.804	163.2	1:27.830	(3)	99.73	1.638	11:05:12.624			
3 -	34.149	86.0	16.171	142.1	25.249	91.8	20.176	160.9	1:35.745		91.49	9.553	11:06:48.369			
4 -	27.605	124.0	14.936	162.0	23.550	95.1	20.303	162.0	1:26.394	(2)	101.39	0.202	11:08:14.763			
5 -	30.758	107.8	15.759	151.1	26.540	90.8	20.207	160.9	1:33.264		93.92	7.072	11:09:48.027			
6 -	27.889	113.5	20.172	104.5	29.225	89.2	20.266	160.9	1:37.552		89.79	11.360	11:11:25.579			
7 -	27.433	128.3	14.991	165.2	23.557	95.8	20.211	161.3	1:26.192	(1)	101.63		11:12:51.771			
8 -	28.785	111.4	15.424	156.0	24.620	87.7	20.676	160.5	1:29.505		97.86	3.313	11:14:21.276			
9 -	31.564	65.6	19.755	124.2	28.455	85.5	20.635	160.1	1:40.409		87.24	14.217	11:16:01.685			
10 -	27.758	117.7	15.521	155.7	24.197	91.8	20.707	158.6	1:28.183		99.33	1.991	11:17:29.868			

P3		34		Alastair SEELEY				BMW - SYNETIQ BMW Motorrad								
IDEAL LAP TIME : 1:26.407		BEST LAP TIME : 1:26.424		DIFFERENCE : 0.017												
LAP	SECTOR 1	SECTOR 2	SECTOR 3	SECTOR 4	LAP TIME	MPH	DIFF	TIME OF DAY								
1 -	OUTLAP	105.1	15.433	147.4	24.517	95.0	20.396	161.7	1:32.282		94.92	5.858	11:03:36.689			
2 -	28.301	116.3	14.977	159.0	23.895	93.0	20.234	164.0	1:27.407		100.21	0.983	11:05:04.096			
3 -	27.939	119.1	14.879	159.4	23.878	93.3	20.255	162.8	1:26.951	(3)	100.74	0.527	11:06:31.047			
4 -	27.773	116.9	14.838	157.5	25.437	91.6	20.238	163.2	1:28.286		99.22	1.862	11:07:59.333			
5 -	27.868	118.1	14.894	158.6	23.690	96.9	20.213	163.6	1:26.665	(2)	101.07	0.241	11:09:25.998			
6 -	32.699	108.5	15.467	151.8	24.333	92.8	20.447	162.0	1:32.946		94.24	6.522	11:10:58.944			
7 -	27.762	120.4	14.855	164.4	23.668	96.1	20.139	164.8	1:26.424	(1)	101.35		11:12:25.368			

P4		3		Billy McCONNELL				Honda - C&L Fairburn Properties Jackson Racing								
IDEAL LAP TIME : 1:26.725		BEST LAP TIME : 1:26.891		DIFFERENCE : 0.166												
LAP	SECTOR 1	SECTOR 2	SECTOR 3	SECTOR 4	LAP TIME	MPH	DIFF	TIME OF DAY								
1 -	OUTLAP	110.3	15.596	161.3	24.722	86.8	21.265	159.7	1:32.782		94.41	5.891	11:03:59.014			
2 -	27.821	122.2	14.948	161.7	24.219	89.1	20.483	162.4	1:27.471		100.14	0.580	11:05:26.485			
3 -	27.838	126.8	15.086	167.3	23.718	96.5	20.468	159.7	1:27.110	(2)	100.56	0.219	11:06:53.595			
4 -	27.990	125.6	16.444	146.5	25.114	90.8		IN PIT	3:32.074	P	41.30	2:05.183	11:10:25.669			
5 -	OUTLAP	120.6	15.623	148.1	24.139	96.1	20.422	159.0	1:32.309		94.89	5.418	11:11:57.978			
6 -	27.674	127.8	15.128	164.8	28.464	88.4	22.326	158.2	1:33.592		93.59	6.701	11:13:31.570			
7 -	27.927	124.7	15.062	166.5	23.936	97.8	20.510	159.7	1:27.435	(3)	100.18	0.544	11:14:59.005			
8 -	27.702	122.9	15.041	166.9	23.763	99.7	20.385	159.4	1:26.891	(1)	100.81		11:16:25.896			
9 -	29.791	111.8	15.404	155.7	27.709	89.8	21.525	155.3	1:34.429		92.76	7.538	11:18:00.325			

MCRCB BULLETIN TK143

2023 Bennetts British Superbike Championship - Round 6

2023 Pirelli National Superstock with Santander Consumer Finance

QUALIFYING - Q2 - SECTOR ANALYSIS



SECTOR 1 = FL to I1, SECTOR 2 = I1 to I2 SECTOR 3 = I2 to I3, SECTOR 4 = I3 to FL, DIFF = Difference To Personal Best Lap, P = Crossed Finish Line in Pit Lane, D = Time Disallowed

P5 55		Ash BEECH				Honda - Jones Dorling Racing						
IDEAL LAP TIME : 1:26.912		BEST LAP TIME : 1:27.138				DIFFERENCE : 0.226						
LAP	SECTOR 1	SECTOR 2		SECTOR 3		SECTOR 4		LAP TIME	MPH	DIFF	TIME OF DAY	
1 -	OUTLAP	109.4	16.326	136.6	27.064	85.0	20.705	160.1	1:34.281	92.91	7.143	11:03:45.186
2 -	28.232	118.9	15.228	156.7	23.871	92.1	20.532	159.7	1:27.863	99.69	0.725	11:05:13.049
3 -	34.016	83.2	16.081	139.5	25.289	90.1	20.426	159.7	1:35.812	91.42	8.674	11:06:48.861
4 -	27.972	126.3	14.986	157.1	23.661	96.5	20.519	160.9	1:27.138 (1)	100.52		11:08:15.999
5 -	30.238	108.5	15.862	150.4	26.131	90.4	20.569	159.7	1:32.800	94.39	5.662	11:09:48.799
6 -	28.201	122.2	15.870	148.1	25.493	88.5	IN PIT		2:15.651	P	48.513	11:12:04.450
7 -	OUTLAP	109.4	15.476	149.1	24.493	91.6	20.653	158.2	1:31.582	95.65	4.444	11:13:36.032
8 -	28.052	121.1	15.120	160.9	23.869	94.3	20.396	160.1	1:27.437	(3)	100.18	11:15:03.469
9 -	27.901	125.2	14.954	161.7	23.922	92.1	20.444	161.3	1:27.221	(2)	100.43	11:16:30.690
10 -	28.034	120.9	15.149	161.7	24.008	93.5	20.487	159.0	1:27.678	99.90	0.540	11:17:58.368

P6 5		Richard KERR				Honda - AMD Motorsport						
IDEAL LAP TIME : 1:27.099		BEST LAP TIME : 1:27.254				DIFFERENCE : 0.155						
LAP	SECTOR 1	SECTOR 2		SECTOR 3		SECTOR 4		LAP TIME	MPH	DIFF	TIME OF DAY	
1 -	OUTLAP	97.6	15.979	143.0	25.770	81.8	21.033	160.1	1:36.056	91.19	8.802	11:03:58.516
2 -	28.006	117.1	15.020	156.7	24.299	87.1	20.444	160.1	1:27.769	99.80	0.515	11:05:26.285
3 -	30.116	107.0	15.406	148.1	24.851	84.5	IN PIT		3:31.525	P	2:04.271	11:08:57.810
4 -	OUTLAP	111.4	15.431	152.1	24.658	88.4	20.734	158.6	1:30.214	97.10	2.960	11:10:28.024
5 -	27.835	123.3	15.022	164.8	24.010	90.8	20.561	157.9	1:27.428	(3)	100.19	11:11:55.452
6 -	28.616	115.9	15.463	150.4	24.844	88.8	23.323	159.0	1:32.246	94.96	4.992	11:13:27.698
7 -	27.837	123.3	14.926	166.9	23.991	91.3	20.505	158.2	1:27.259	(2)	100.38	11:14:54.957
8 -	31.614	74.4	15.967	155.7	24.245	91.3	20.504	160.1	1:32.330	94.87	5.076	11:16:27.287
9 -	27.856	122.4	14.962	167.7	23.894	91.8	20.542	157.9	1:27.254 (1)	100.39		11:17:54.541

P7 8		Lewis ROLLO				Aprilia - IN Competition / Aprilia						
IDEAL LAP TIME : 1:27.228		BEST LAP TIME : 1:27.439				DIFFERENCE : 0.211						
LAP	SECTOR 1	SECTOR 2		SECTOR 3		SECTOR 4		LAP TIME	MPH	DIFF	TIME OF DAY	
1 -	OUTLAP	100.3	16.107	148.1	25.655	86.0	20.933	159.4	1:36.111	91.14	8.672	11:03:57.785
2 -	28.418	116.9	15.204	159.4	24.300	88.5	20.675	156.7	1:28.597	98.87	1.158	11:05:26.382
3 -	28.256	117.1	15.046	153.9	24.186	91.4	20.512	158.6	1:28.000	99.54	0.561	11:06:54.382
4 -	28.134	119.4	14.992	157.5	26.150	87.9	IN PIT		4:01.704	P	2:34.265	11:10:56.086
5 -	OUTLAP	117.5	15.178	153.9	23.999	93.8	20.358	161.3	1:27.879	99.68	0.440	11:12:23.965
6 -	27.901	121.5	15.003	162.8	23.977	91.9	20.558	160.5	1:27.439 (1)	100.18		11:13:51.404
7 -	28.051	124.5	15.026	160.1	24.175	93.9	20.541	160.5	1:27.793	(2)	99.77	11:15:19.197
8 -	28.032	123.3	15.069	161.3	24.232	91.6	20.638	160.9	1:27.971	(3)	99.57	11:16:47.168
9 -	28.354	103.8	17.224	143.0	26.151	87.1	22.094	144.9	1:33.823	93.36	6.384	11:18:20.991

P8 19		Joe TALBOT				Honda - JR Performance Racing						
IDEAL LAP TIME : 1:27.489		BEST LAP TIME : 1:27.538				DIFFERENCE : 0.049						
LAP	SECTOR 1	SECTOR 2		SECTOR 3		SECTOR 4		LAP TIME	MPH	DIFF	TIME OF DAY	
1 -	OUTLAP	113.3	15.264	152.8	24.548	89.8	20.541	162.0	1:30.799	96.47	3.261	11:03:34.204
2 -	28.121	119.6	15.121	155.3	24.309	91.9	20.333	163.6	1:27.884	99.67	0.346	11:05:02.088
3 -	28.098	120.4	15.103	157.9	24.278	93.2	20.376	160.9	1:27.855	99.70	0.317	11:06:29.943
4 -	28.329	117.9	15.160	152.8	26.435	88.6	20.528	160.5	1:30.452	96.84	2.914	11:08:00.395
5 -	28.033	120.6	15.080	154.2	24.210	93.3	20.399	160.5	1:27.722	(2)	99.85	11:09:28.117
6 -	27.964	123.8	15.061	160.9	24.131	92.0	20.382	160.5	1:27.538 (1)	100.06		11:10:55.655
7 -	27.998	122.9	15.114	159.0	24.278	92.9	20.402	160.5	1:27.792	(3)	99.77	11:12:23.447
8 -	30.973	121.3	15.200	150.8	25.658	93.4	20.913	158.6	1:32.744	94.45	5.206	11:13:56.191
9 -	28.059	124.9	15.114	163.2	24.416	96.1	20.499	159.7	1:28.088	99.44	0.550	11:15:24.279
10 -	33.175	117.5	15.346	157.1	24.220	95.5	20.673	160.1	1:33.414	93.77	5.876	11:16:57.693
11 -	28.126	122.0	15.325	158.2	27.387	87.2	23.276	134.7	1:34.114	93.07	6.576	11:18:31.807

QUALIFYING - Q2 - SECTOR ANALYSIS



SECTOR 1 = FL to I1, SECTOR 2 = I1 to I2 SECTOR 3 = I2 to I3, SECTOR 4 = I3 to FL, DIFF = Difference To Personal Best Lap, P = Crossed Finish Line in Pit Lane, D = Time Disallowed

P9 12		Luke HEDGER				Kawasaki - MAD Racing							
IDEAL LAP TIME : 1:27.535		BEST LAP TIME : 1:27.692				DIFFERENCE : 0.157							
LAP	SECTOR 1	SECTOR 2		SECTOR 3		SECTOR 4		LAP TIME	MPH	DIFF	TIME OF DAY		
1 -	28.339	122.6	15.275	159.4	24.154	92.4	20.500	160.1	1:28.268	99.24	0.576	11:05:01.903	
2 -	28.116	121.3	15.189	162.4	24.036	93.9	20.450	159.7	1:27.791 (2)	99.78	0.099	11:06:29.694	
3 -	28.215	118.9	15.176	158.6	24.241	91.8	20.503	159.4	1:28.135	99.39	0.443	11:07:57.829	
4 -	31.448	118.1	15.159	154.2	24.356	91.9	20.574	159.7	1:31.537	95.69	3.845	11:09:29.366	
5 -	28.187	120.6	15.105	160.9	23.943	92.0	20.457	159.0	1:27.692 (1)	99.89		11:10:57.058	
6 -	28.434	100.0					IN PIT		2:36.035	P	56.14	1:08.343	11:13:33.093
7 -	OUTLAP	120.4	15.255	160.9	24.297	91.8	20.551	159.7	1:28.254	99.25	0.562	11:15:01.347	
8 -	28.249	119.4	15.164	163.6	24.032	92.9	20.478	159.4	1:27.923	99.63	0.231	11:16:29.270	
9 -	28.037	120.2	15.113	161.3	24.125	93.8	20.518	159.7	1:27.793 (3)	99.77	0.101	11:17:57.063	

P10 51		Brayden ELLIOTT				Kawasaki - DAO Racing						
IDEAL LAP TIME : 1:27.560		BEST LAP TIME : 1:27.702				DIFFERENCE : 0.142						
LAP	SECTOR 1	SECTOR 2		SECTOR 3		SECTOR 4		LAP TIME	MPH	DIFF	TIME OF DAY	
1 -	OUTLAP	110.0	15.389	156.4	24.325	86.8	20.673	158.2	1:30.755	96.52	3.053	11:03:35.200
2 -	28.249	118.5	15.120	150.4	24.103	93.5	20.602	155.7	1:28.074	99.46	0.372	11:05:03.274
3 -	29.222	114.7	15.196	154.2	24.190	93.5	20.878	156.7	1:29.486	97.89	1.784	11:06:32.760
4 -	28.634	117.7	15.311	148.7	25.315	88.3	21.503	155.7	1:30.763	96.51	3.061	11:08:03.523
5 -	29.057	116.5	15.452	142.1	24.631	91.5	20.877	155.7	1:30.017	97.31	2.315	11:09:33.540
6 -	28.552	121.7	15.243	156.7	24.051	92.4	20.747	157.1	1:28.593	98.87	0.891	11:11:02.133
7 -	28.212	122.6	15.082	159.4	24.025	94.9	20.488	158.6	1:27.807 (2)	99.76	0.105	11:12:29.940
8 -	28.103	122.0	15.043	161.7	24.014	96.6	20.542	158.2	1:27.702 (1)	99.88		11:13:57.642
9 -	28.046	121.1	15.117	160.5	24.229	95.0	20.596	157.5	1:27.988 (3)	99.55	0.286	11:15:25.630

P11 40		Joe FRANCIS				Kawasaki - STAUFF Fluid Power / GR Motosport						
IDEAL LAP TIME : 1:27.642		BEST LAP TIME : 1:27.878				DIFFERENCE : 0.236						
LAP	SECTOR 1	SECTOR 2		SECTOR 3		SECTOR 4		LAP TIME	MPH	DIFF	TIME OF DAY	
1 -	OUTLAP	112.0	15.697	153.2	26.051	86.8	21.296	152.8	1:35.421	91.80	7.543	11:04:25.620
2 -	28.358	123.1	15.347	160.9	24.125	93.9	20.853	153.2	1:28.683	98.77	0.805	11:05:54.303
3 -	28.010	124.2	15.234	161.7	23.947	91.9	20.739	154.6	1:27.930 (3)	99.62	0.052	11:07:22.233
4 -	28.643	113.3	15.668	149.4	24.788	90.5	21.242	153.9	1:30.341	96.96	2.463	11:08:52.574
5 -	28.036	125.2	15.255	160.9	23.964	93.3	20.664	155.3	1:27.919 (2)	99.63	0.041	11:10:20.493
6 -	27.999	124.2	15.221	163.6	23.925	94.1	20.733	154.6	1:27.878 (1)	99.68		11:11:48.371
7 -	29.764	109.6	15.889	151.8	25.270	88.8	20.836	156.0	1:31.759	95.46	3.881	11:13:20.130
8 -	28.065	123.1	15.157	162.0	24.123	92.3	20.781	156.7	1:28.126	99.40	0.248	11:14:48.256
9 -	28.692	120.0	15.308	147.8	24.764	92.1	20.852	155.3	1:29.616	97.74	1.738	11:16:17.872
10 -	27.896	124.2	15.159	163.6	24.156	93.8	20.876	154.2	1:28.087	99.44	0.209	11:17:45.959

P12 23		David ALLINGHAM				Honda - SMS Racing							
IDEAL LAP TIME : 1:27.585		BEST LAP TIME : 1:27.906				DIFFERENCE : 0.321							
LAP	SECTOR 1	SECTOR 2		SECTOR 3		SECTOR 4		LAP TIME	MPH	DIFF	TIME OF DAY		
1 -	28.931	112.0	15.173	153.2	24.279	89.9	20.900	158.6	1:29.283	98.11	1.377	11:05:05.758	
2 -	28.533	118.3	15.365	158.6	24.238	91.1	IN PIT		5:53.999	P	24.74	4:26.093	11:10:59.757
3 -	OUTLAP	110.9	15.666	155.7	24.094	92.5	22.240	161.7	1:35.622	91.60	7.716	11:12:35.379	
4 -	27.903	119.6	15.089	164.0	24.260	91.9	20.654	161.3	1:27.906 (1)	99.65		11:14:03.285	
5 -	28.226	117.9	15.352	159.4	24.523	90.3	20.619	161.3	1:28.720 (3)	98.73	0.814	11:15:32.005	
6 -	28.161	119.6	15.187	164.8	24.015	92.1	20.715	160.9	1:28.078 (2)	99.45	0.172	11:17:00.083	
7 -	30.005	99.5	18.394	124.7	30.770	71.7	26.260	111.4	1:45.429	83.08	17.523	11:18:45.512	

MCRCB BULLETIN TK143

2023 Bennetts British Superbike Championship - Round 6

2023 Pirelli National Superstock with Santander Consumer Finance

QUALIFYING - Q2 - SECTOR ANALYSIS



SECTOR 1 = FL to I1, SECTOR 2 = I1 to I2, SECTOR 3 = I2 to I3, SECTOR 4 = I3 to FL, DIFF = Difference To Personal Best Lap, P = Crossed Finish Line in Pit Lane, D = Time Disallowed

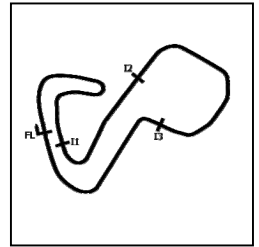
P13 18		Shaun WINFIELD						Honda - TAG Racing				
IDEAL LAP TIME : 1:27.824		BEST LAP TIME : 1:27.909						DIFFERENCE : 0.085				
LAP	SECTOR 1	SECTOR 2		SECTOR 3		SECTOR 4		LAP TIME	MPH	DIFF	TIME OF DAY	
1 -	OUTLAP	103.2	15.761	142.4	24.918	86.5	20.688	161.7	1:33.376	93.81	5.467	11:03:37.442
2 -	28.274	114.5	15.257	147.1	24.240	87.0	20.640	157.9	1:28.411 (2)	99.08	0.502	11:05:05.853
3 -	29.208	109.6	15.262	152.1	24.829	85.2	20.876	156.4	1:30.175	97.14	2.266	11:06:36.028
4 -	29.347	107.8	15.663	136.1	28.154	78.8	IN PIT		5:08.959 P	28.35	3:41.050	11:11:44.987
5 -	OUTLAP	114.1	15.447	145.8	25.717	83.3	20.922	158.6	1:34.030	93.16	6.121	11:13:19.017
6 -	28.588	116.7	15.207	153.2	24.252	89.8	20.493	158.6	1:28.540 (3)	98.93	0.631	11:14:47.557
7 -	28.248	119.6	15.039	156.7	24.044	89.7	20.578	159.0	1:27.909 (1)	99.64		11:16:15.466
8 -	28.545	112.7	15.401	139.5	29.031	80.6	22.874	146.8	1:35.851	91.39	7.942	11:17:51.317

P14 99		Ben LUXTON						Honda - Ben Luxton Racing				
IDEAL LAP TIME : 1:27.938		BEST LAP TIME : 1:28.019						DIFFERENCE : 0.081				
LAP	SECTOR 1	SECTOR 2		SECTOR 3		SECTOR 4		LAP TIME	MPH	DIFF	TIME OF DAY	
1 -	28.385	110.7	15.297	154.6	24.166	89.7	20.781	159.0	1:28.629 (3)	98.83	0.610	11:05:05.789
2 -	28.985	113.9	15.349	147.8	24.426	91.9	20.616	159.7	1:29.376	98.01	1.357	11:06:35.165
3 -	28.034	114.7	15.298	151.1	24.379	90.0	20.633	161.7	1:28.344 (2)	99.15	0.325	11:08:03.509
4 -	30.172	98.9	16.855	134.7	26.070	82.0	21.807	155.7	1:34.904	92.30	6.885	11:09:38.413
5 -	30.136	110.1	16.397	139.8	25.263	87.9	21.205	159.7	1:33.001	94.19	4.982	11:11:11.414
6 -	28.059	114.3	15.316	154.9	24.203	90.8	20.441	161.7	1:28.019 (1)	99.52		11:12:39.433
7 -	29.847	106.8	15.675	151.1	25.564	88.4	21.139	158.6	1:32.225	94.98	4.206	11:14:11.658
8 -	30.750	110.0	17.418	118.5	28.557	57.8	23.977	158.6	1:40.702	86.98	12.683	11:15:52.360
9 -	28.361	111.2	15.670	149.4	25.750	82.1	22.552	143.7	1:32.333	94.87	4.314	11:17:24.693

P15 37		James HILLIER						Yamaha - LAMI OMG Racing Yamaha				
IDEAL LAP TIME : 1:28.130		BEST LAP TIME : 1:28.306						DIFFERENCE : 0.176				
LAP	SECTOR 1	SECTOR 2		SECTOR 3		SECTOR 4		LAP TIME	MPH	DIFF	TIME OF DAY	
1 -	OUTLAP	111.4	15.483	160.9	24.228	91.9	20.750	160.1	1:31.097	96.15	2.791	11:03:34.646
2 -	28.278	117.3	15.389	157.1	24.106	92.3	20.744	158.6	1:28.517 (3)	98.96	0.211	11:05:03.163
3 -	28.361	116.9	15.497	153.9	24.123	92.8	20.803	158.6	1:28.784	98.66	0.478	11:06:31.947
4 -	28.419	119.4	15.464	160.9	25.416	84.9	21.673	157.5	1:30.972	96.29	2.666	11:08:02.919
5 -	28.875	110.1	15.884	149.7	25.500	90.6	20.880	157.9	1:31.139	96.11	2.833	11:09:34.058
6 -	28.558	120.6	15.267	159.0	24.184	89.1	20.741	158.6	1:28.750	98.70	0.444	11:11:02.808
7 -	28.315	121.1	15.243	161.3	24.063	93.5	20.685	159.0	1:28.306 (1)	99.19		11:12:31.114
8 -	28.294	121.3	15.253	160.9	24.187	95.8	20.763	158.6	1:28.497 (2)	98.98	0.191	11:13:59.611
9 -	28.311	122.9	15.384	164.0	24.317	89.3	20.654	159.0	1:28.666	98.79	0.360	11:15:28.277
10 -	28.260	119.6	15.412	157.5	24.449	89.0	21.643	159.0	1:29.764	97.58	1.458	11:16:58.041
11 -	28.170	119.4	15.429	158.2	24.595	92.5	21.652	144.9	1:29.846	97.49	1.540	11:18:27.887

P16 24		Conor CUMMINS						Honda - Milenco by Padgetts Motorcycles				
IDEAL LAP TIME : 1:28.248		BEST LAP TIME : 1:28.401						DIFFERENCE : 0.153				
LAP	SECTOR 1	SECTOR 2		SECTOR 3		SECTOR 4		LAP TIME	MPH	DIFF	TIME OF DAY	
1 -	29.780	106.8	15.882	154.6	25.197	78.2	IN PIT		3:54.241 P	37.39	2:25.840	11:07:34.524
2 -	OUTLAP	110.3	15.643	160.1	24.246	89.2	20.748	157.1	1:30.355	96.94	1.954	11:09:04.879
3 -	28.438	115.7	15.393	159.0	23.976	90.8	20.594	158.2	1:28.401 (1)	99.09		11:10:33.280
4 -	28.796	113.5	15.443	160.1	24.282	89.9	20.578	158.6	1:29.099 (3)	98.31	0.698	11:12:02.379
5 -	34.151	84.7	15.804	160.1	24.654	87.1	20.885	157.1	1:35.494	91.73	7.093	11:13:37.873
6 -	28.795	113.1	15.893	155.7	24.922	89.0	20.743	157.5	1:30.353	96.95	1.952	11:15:08.226
7 -	37.640	28.4	17.194	161.3	24.265	89.8	20.736	158.2	1:39.835	87.74	11.434	11:16:48.061
8 -	28.349	118.7	15.434	161.7	24.128	92.8	20.530	158.6	1:28.441 (2)	99.04	0.040	11:18:16.502

QUALIFYING - Q2 - SECTOR ANALYSIS



SECTOR 1 = FL to I1, SECTOR 2 = I1 to I2 SECTOR 3 = I2 to I3, SECTOR 4 = I3 to FL, DIFF = Difference To Personal Best Lap, P = Crossed Finish Line in Pit Lane, D = Time Disallowed

P17 11		Simon REID				Honda - C&L Fairburn Properties Jackson Racing						
IDEAL LAP TIME : 1:28.472		BEST LAP TIME : 1:28.794				DIFFERENCE : 0.322						
LAP	SECTOR 1	SECTOR 2		SECTOR 3		SECTOR 4		LAP TIME	MPH	DIFF	TIME OF DAY	
1 -	OUTLAP	96.8	16.219	146.8	25.089	88.3	21.156	151.1	1:33.997	93.19	5.203	11:03:40.195
2 -	29.054	116.3	15.344	156.4	24.430	94.9	20.750	157.5	1:29.578 (3)	97.79	0.784	11:05:09.773
3 -	28.275	119.4	15.271	157.9	24.335	96.1	20.917	156.7	1:28.798 (2)	98.64	0.004	11:06:38.571
4 -	28.435	121.5	15.275	156.7	26.147	87.3	IN PIT		4:23.155 P	33.28	2:54.361	11:11:01.726
5 -	OUTLAP	107.2	15.587	153.2	24.704	91.5	20.945	157.5	1:34.659	92.54	5.865	11:12:36.385
6 -	28.356	119.4	15.171	157.1	24.576	91.8	20.691	157.9	1:28.794 (1)	98.65		11:14:05.179
7 -	29.066	117.5	15.374	156.7	24.767	88.8	21.416	155.7	1:30.623	96.66	1.829	11:15:35.802
8 -	28.478	119.6	15.459	155.7	24.804	88.3	21.230	132.1	1:29.971	97.36	1.177	11:17:05.773

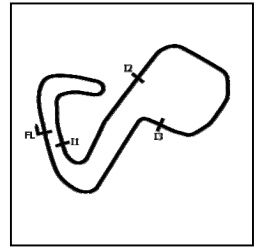
P18 10		Joe SHELDON-SHAW				Kawasaki - Team SBR Kawasaki						
IDEAL LAP TIME : 1:29.199		BEST LAP TIME : 1:29.229				DIFFERENCE : 0.030						
LAP	SECTOR 1	SECTOR 2		SECTOR 3		SECTOR 4		LAP TIME	MPH	DIFF	TIME OF DAY	
1 -	OUTLAP	104.8	16.151	154.9	24.951	86.4	21.102	156.4	1:32.332	94.87	3.103	11:03:40.964
2 -	34.904	43.0	16.815	158.6	24.784	92.9	IN PIT		2:37.111 P	55.75	1:07.882	11:06:18.075
3 -	OUTLAP	118.9	15.646	159.0	24.666	94.2	21.044	151.8	1:31.761	95.46	2.532	11:07:49.836
4 -	28.764	122.2	15.573	157.1	24.632	93.7	20.979	155.3	1:29.948 (3)	97.38	0.719	11:09:19.784
5 -	28.610	120.6	15.586	159.4	24.469	91.9	21.033	154.2	1:29.698 (2)	97.65	0.469	11:10:49.482
6 -	36.284	112.2	22.186	151.1	24.639	94.5	20.888	156.0	1:43.997	84.23	14.768	11:12:33.479
7 -	28.371	119.6	15.522	159.7	24.499	94.9	20.837	156.7	1:29.229 (1)	98.17		11:14:02.708
8 -	32.847	113.7	15.765	156.4	24.980	89.8	21.264	153.5	1:34.856	92.34	5.627	11:15:37.564
9 -	28.678	109.8	15.824	154.9	24.801	91.9	21.156	146.8	1:30.459	96.83	1.230	11:17:08.023

P19 57		Richard WHITE				BMW - Trackdudes powered by Hilltop Motorcycles						
IDEAL LAP TIME : 1:29.261		BEST LAP TIME : 1:29.394				DIFFERENCE : 0.133						
LAP	SECTOR 1	SECTOR 2		SECTOR 3		SECTOR 4		LAP TIME	MPH	DIFF	TIME OF DAY	
1 -	OUTLAP	104.5	15.509	151.8	24.773	86.5	20.770	157.1	1:32.049	95.16	2.655	11:03:36.088
2 -	28.715	118.5	15.300	146.8	24.530	87.6	20.849	155.3	1:29.394 (1)	97.99		11:05:05.482
3 -	29.108	117.5	15.387	150.4	24.476	90.8	20.954	150.8	1:29.925 (2)	97.41	0.531	11:06:35.407
4 -	28.888	112.0	15.385	154.6	24.756	88.3	21.328	151.8	1:30.357 (3)	96.94	0.963	11:08:05.764

P20 26		Joe MOORE				Suzuki - Clearline Racing						
IDEAL LAP TIME : 1:29.310		BEST LAP TIME : 1:29.496				DIFFERENCE : 0.186						
LAP	SECTOR 1	SECTOR 2		SECTOR 3		SECTOR 4		LAP TIME	MPH	DIFF	TIME OF DAY	
1 -	OUTLAP	105.5	15.985	152.1	24.690	90.0	21.082	154.2	1:32.151	95.05	2.655	11:03:42.639
2 -	28.805	114.1	15.442	153.5	24.786	88.5	21.381	155.7	1:30.414	96.88	0.918	11:05:13.053
3 -	29.240	117.7	15.379	160.5	24.408	88.0	21.033	154.9	1:30.060 (2)	97.26	0.564	11:06:43.113
4 -	29.022	109.6	15.507	156.7	24.488	89.0	21.133	154.6	1:30.150	97.16	0.654	11:08:13.263
5 -	28.803	115.1	15.675	151.1	25.305	84.9	21.565	151.4	1:31.348	95.89	1.852	11:09:44.611
6 -	28.874	117.3	15.625	153.2	24.599	87.7	21.117	154.6	1:30.215	97.09	0.719	11:11:14.826
7 -	28.490	115.9	15.406	152.5	24.518	88.0	21.082	154.2	1:29.496 (1)	97.87		11:12:44.322
8 -	28.538	116.7	15.694	151.4	25.171	88.4	21.345	153.2	1:30.748	96.52	1.252	11:14:15.070
9 -	28.655	117.1	15.458	154.9	24.858	88.0	21.162	152.8	1:30.133 (3)	97.18	0.637	11:15:45.203

P21 96		Kieran SMITH				Honda - Corkie Racing						
IDEAL LAP TIME : 1:29.358		BEST LAP TIME : 1:29.557				DIFFERENCE : 0.199						
LAP	SECTOR 1	SECTOR 2		SECTOR 3		SECTOR 4		LAP TIME	MPH	DIFF	TIME OF DAY	
1 -	OUTLAP	99.4	16.537	150.8	25.753	90.5	21.308	158.2	1:36.670	90.61	7.113	11:03:42.134
2 -	28.896	115.1	15.495	153.2	24.866	82.0	20.881	160.5	1:30.138	97.18	0.581	11:05:12.272
3 -	28.828	112.9	15.565	158.6	24.734	87.2	20.912	158.6	1:30.039	97.28	0.482	11:06:42.311
4 -	28.664	113.5	15.529	155.3	24.939	90.8	21.481	156.7	1:30.613	96.67	1.056	11:08:12.924
5 -	28.834	111.6	15.728	148.1	25.381	86.8	21.581	157.1	1:31.524	95.71	1.967	11:09:44.448
6 -	28.737	113.9	15.621	156.0	24.606	90.5	21.044	158.2	1:30.008 (3)	97.32	0.451	11:11:14.456
7 -	28.411	117.7	15.588	155.3	24.571	91.5	20.987	157.1	1:29.557 (1)	97.81		11:12:44.013
8 -	28.625	112.5	15.733	153.9	27.075	83.1	22.968	157.9	1:34.401	92.79	4.844	11:14:18.414
9 -	28.488	115.1	15.498	158.6	24.767	90.4	21.020	157.9	1:29.773 (2)	97.57	0.216	11:15:48.187
10 -	28.458	109.8	17.362	131.8	26.538	83.0	22.955	143.3	1:35.313	91.90	5.756	11:17:23.500

QUALIFYING - Q2 - SECTOR ANALYSIS



SECTOR 1 = FL to I1, SECTOR 2 = I1 to I2, SECTOR 3 = I2 to I3, SECTOR 4 = I3 to FL, DIFF = Difference To Personal Best Lap, P = Crossed Finish Line in Pit Lane, D = Time Disallowed

P22 27		Max SYMONDS				Yamaha - Symonds Racing						
IDEAL LAP TIME : 1:29.566		BEST LAP TIME : 1:29.946				DIFFERENCE : 0.380						
LAP	SECTOR 1	SECTOR 2		SECTOR 3		SECTOR 4		LAP TIME	MPH	DIFF	TIME OF DAY	
1 -	OUTLAP	96.0	16.149	153.5	25.206	86.3	21.129	154.6	1:35.851	91.39	5.905	11:03:40.411
2 -	29.221	113.3	15.396	158.2	24.556	93.8	21.017	156.4	1:30.190 (3)	97.12	0.244	11:05:10.601
3 -	28.663	116.9	15.579	158.6	24.719	89.3	20.985	154.9	1:29.946 (1)	97.39		11:06:40.547
4 -	28.694	116.7	15.451	156.4	25.152	85.7	IN PIT		5:21.126 P	27.27	3:51.180	11:12:01.673
5 -	OUTLAP	111.6	15.835	155.3	25.044	85.0	21.394	155.7	1:36.444	90.82	6.498	11:13:38.117
6 -	28.795	115.3	15.968	152.1	25.825	84.0	23.373	154.6	1:33.961	93.22	4.015	11:15:12.078
7 -	28.812	115.3	15.593	157.9	24.969	91.0	20.951	154.9	1:30.325	96.98	0.379	11:16:42.403
8 -	28.673	118.5	15.507	158.6	24.927	89.0	20.953	151.8	1:30.060 (2)	97.26	0.114	11:18:12.463

P23 80		Callum BEY				Suzuki - FilterLogic by EightZero Racing						
IDEAL LAP TIME : 1:30.162		BEST LAP TIME : 1:30.299				DIFFERENCE : 0.137						
LAP	SECTOR 1	SECTOR 2		SECTOR 3		SECTOR 4		LAP TIME	MPH	DIFF	TIME OF DAY	
1 -	OUTLAP	105.5	16.320	149.4	25.805	87.9	21.294	153.5	1:34.514	92.68	4.215	11:03:46.503
2 -	28.886	114.7	15.700	161.3	24.628	93.4	21.085	152.8	1:30.299 (1)	97.00		11:05:16.802
3 -	31.803	107.2	15.843	154.2	24.999	89.9	21.585	150.4	1:34.230	92.96	3.931	11:06:51.032
4 -	29.379	116.3	16.203	149.4	26.141	89.2	IN PIT		5:03.566 P	28.85	3:33.267	11:11:54.598
5 -	OUTLAP	99.1	18.066	124.5	27.845	86.3	21.447	151.4	1:42.665	85.32	12.366	11:13:37.263
6 -	29.200	117.7	15.774	159.0	25.514	89.3	21.125	153.5	1:31.613 (3)	95.61	1.314	11:15:08.876
7 -	28.885	119.1	15.564	160.9	24.747	89.8	21.286	152.8	1:30.482 (2)	96.81	0.183	11:16:39.358
8 -	29.073	114.3	16.029	157.9	25.619	87.0	22.495	138.0	1:33.216	93.97	2.917	11:18:12.574

P24 17		Matty WHELAN				Suzuki - Milestone by ATS Racing						
IDEAL LAP TIME : 1:29.928		BEST LAP TIME : 1:30.334				DIFFERENCE : 0.406						
LAP	SECTOR 1	SECTOR 2		SECTOR 3		SECTOR 4		LAP TIME	MPH	DIFF	TIME OF DAY	
1 -	OUTLAP	98.6	16.534	145.8	25.466	86.0	21.182	154.6	1:35.819	91.42	5.485	11:03:40.740
2 -	29.481	106.3	16.046	150.8	24.758	87.8	20.989	153.9	1:31.274	95.97	0.940	11:05:12.014
3 -	29.023	118.3	15.687	152.1	24.919	84.4	21.134	153.2	1:30.763 (3)	96.51	0.429	11:06:42.777
4 -	29.157	114.1	15.759	148.4	25.196	90.9	IN PIT		4:59.813 P	29.21	3:29.479	11:11:42.590
5 -	OUTLAP	116.1	15.781	149.7	24.841	94.2	21.349	150.8	1:34.182	93.00	3.848	11:13:16.772
6 -	28.907	112.7	15.754	154.6	24.812	90.1	21.395	149.1	1:30.868	96.40	0.534	11:14:47.640
7 -	28.765	116.1	15.641	155.3	24.721	94.5	21.207	153.9	1:30.334 (1)	96.97		11:16:17.974
8 -	28.624	119.4	15.594	156.0	24.968	95.8	21.375	151.1	1:30.561 (2)	96.72	0.227	11:17:48.535

P25 33		Connor THOMSON				Kawasaki - Sound Advice Hearing Racing						
IDEAL LAP TIME : 1:30.337		BEST LAP TIME : 1:30.557				DIFFERENCE : 0.220						
LAP	SECTOR 1	SECTOR 2		SECTOR 3		SECTOR 4		LAP TIME	MPH	DIFF	TIME OF DAY	
1 -	OUTLAP	104.0	16.080	148.7	25.712	85.0	22.216	148.1	1:34.859	92.34	4.302	11:03:59.965
2 -	29.451	114.9	15.774	151.4	25.053	93.4	21.250	152.1	1:31.528	95.70	0.971	11:05:31.493
3 -	28.712	119.8	15.674	153.5	24.828	89.3	21.607	150.8	1:30.821 (3)	96.45	0.264	11:07:02.314
4 -	31.140	107.5	16.258	140.9	26.725	85.9	IN PIT		2:43.263 P	53.65	1:12.706	11:09:45.577
5 -	OUTLAP	113.9	18.203	136.3	25.482	93.0	21.670	152.5	1:35.833	91.40	5.276	11:11:21.410
6 -	28.825	118.5	15.800	154.2	24.887	91.9	21.356	152.8	1:30.868	96.40	0.311	11:12:52.278
7 -	28.798	117.5	15.558	158.2	24.960	90.0	21.241	153.2	1:30.557 (1)	96.73		11:14:22.835
8 -	28.829	119.6	15.649	151.8	24.935	90.4	21.239	153.5	1:30.652 (2)	96.63	0.095	11:15:53.487
9 -	28.798	117.7	16.797	147.1	27.027	85.7	25.668	144.9	1:38.290	89.12	7.733	11:17:31.777

MCRCB BULLETIN TK144

2023 Bennetts British Superbike Championship - Round 6

2023 Pirelli National Superstock with Santander Consumer Finance

QUALIFYING - Q2 - BEST SECTORS

SECTOR 1				SECTOR 2				SECTOR 3				SECTOR 4				IDEAL / BEST COMPARISON			
POS	NO	NAME	TIME	NO	NAME	TIME	NO	NAME	TIME	NO	NAME	TIME	POS	NO	NAME	IDEAL	BEST	DIFF	
1	75	OLSEN	27.433	34	SEELEY	14.838	4	LINFOOT	23.539	34	SEELEY	20.139	1	75	OLSEN	1:26.095	1:26.192	0.097	
2	4	LINFOOT	27.513	4	LINFOOT	14.891	75	OLSEN	23.550	75	OLSEN	20.176	2	4	LINFOOT	1:26.140	1:26.140	0.000	
3	3	McCONNNE	27.674	5	KERR	14.926	55	BEECH	23.661	4	LINFOOT	20.197	3	34	SEELEY	1:26.407	1:26.424	0.017	
4	34	SEELEY	27.762	75	OLSEN	14.936	34	SEELEY	23.668	19	TALBOT	20.333	4	3	McCONNELL	1:26.725	1:26.891	0.166	
5	5	KERR	27.835	3	McCONNNE	14.948	3	McCONNNE	23.718	8	ROLLO	20.358	5	55	BEECH	1:26.912	1:27.138	0.226	
6	40	FRANCIS	27.896	55	BEECH	14.954	5	KERR	23.894	3	McCONNNE	20.385	6	5	KERR	1:27.099	1:27.254	0.155	
7	55	BEECH	27.901	8	ROLLO	14.992	40	FRANCIS	23.925	55	BEECH	20.396	7	8	ROLLO	1:27.228	1:27.439	0.211	
8	8	ROLLO	27.901	18	WINFIEL	15.039	12	HEDGER	23.943	99	LUXTON	20.441	8	19	TALBOT	1:27.489	1:27.538	0.049	
9	23	ALLINGH	27.903	51	ELLIOTT	15.043	24	CUMMINS	23.976	5	KERR	20.444	9	12	HEDGER	1:27.535	1:27.692	0.157	
10	19	TALBOT	27.964	19	TALBOT	15.061	8	ROLLO	23.977	12	HEDGER	20.450	10	51	ELLIOTT	1:27.560	1:27.702	0.142	
11	51	ELLIOTT	28.015	23	ALLINGH	15.089	51	ELLIOTT	24.014	51	ELLIOTT	20.488	11	23	ALLINGHAM	1:27.585	1:27.906	0.321	
12	99	LUXTON	28.034	12	HEDGER	15.105	23	ALLINGH	24.015	18	WINFIEL	20.493	12	40	FRANCIS	1:27.642	1:27.878	0.236	
13	12	HEDGER	28.037	40	FRANCIS	15.157	18	WINFIEL	24.044	24	CUMMINS	20.530	13	18	WINFIELD	1:27.824	1:27.909	0.085	
14	37	HILLIER	28.170	11	REID	15.171	37	HILLIER	24.063	23	ALLINGH	20.578	14	99	LUXTON	1:27.938	1:28.019	0.081	
15	18	WINFIEL	28.248	37	HILLIER	15.243	19	TALBOT	24.131	37	HILLIER	20.654	15	37	HILLIER	1:28.130	1:28.306	0.176	
16	11	REID	28.275	99	LUXTON	15.297	99	LUXTON	24.166	40	FRANCIS	20.664	16	24	CUMMINS	1:28.248	1:28.401	0.153	
17	24	CUMMINS	28.349	57	WHITE	15.300	11	REID	24.335	11	REID	20.691	17	11	REID	1:28.472	1:28.794	0.322	
18	10	SHELDON	28.371	26	MOORE	15.379	26	MOORE	24.408	57	WHITE	20.770	18	10	SHELDON-SHAW	1:29.199	1:29.229	0.030	
19	96	SMITH	28.411	24	CUMMINS	15.393	10	SHELDON	24.469	10	SHELDON	20.837	19	57	WHITE	1:29.261	1:29.394	0.133	
20	26	MOORE	28.490	27	SYMONDS	15.396	57	WHITE	24.476	96	SMITH	20.881	20	26	MOORE	1:29.310	1:29.496	0.186	
21	17	WHELAN	28.624	96	SMITH	15.495	27	SYMONDS	24.556	27	SYMONDS	20.951	21	96	SMITH	1:29.358	1:29.557	0.199	
22	27	SYMONDS	28.663	10	SHELDON	15.522	96	SMITH	24.571	17	WHELAN	20.989	22	27	SYMONDS	1:29.566	1:29.946	0.380	
23	33	THOMSON	28.712	33	THOMSON	15.558	80	BEY	24.628	26	MOORE	21.033	23	17	WHELAN	1:29.928	1:30.334	0.406	
24	57	WHITE	28.715	80	BEY	15.564	17	WHELAN	24.721	80	BEY	21.085	24	80	BEY	1:30.162	1:30.299	0.137	
25	80	BEY	28.885	17	WHELAN	15.594	33	THOMSON	24.828	33	THOMSON	21.239	25	33	THOMSON	1:30.337	1:30.557	0.220	

PERFECT LAP 1:25.949

MCRCB BULLETIN TK145**2023 Bennetts British Superbike Championship - Round 6****2023 Pirelli National Superstock with Santander Consumer Finance****QUALIFYING - Q2 - BEST SPEEDS**

POS	INTERMEDIATE 1			INTERMEDIATE 2			INTERMEDIATE 3			FINISH LINE		
	NO	NAME	MPH	NO	NAME	MPH	NO	NAME	MPH	NO	NAME	MPH
1	75	OLSEN	128.3	5	KERR	167.7	3	McCONNELL	99.7	34	SEELEY	164.8
2	3	McCONNELL	127.8	3	McCONNELL	167.3	34	SEELEY	96.9	19	TALBOT	163.6
3	55	BEECH	126.3	4	LINFOOT	166.9	51	ELLIOTT	96.6	75	OLSEN	163.2
4	4	LINFOOT	125.6	75	OLSEN	165.2	55	BEECH	96.5	99	LUXTON	162.8
5	40	FRANCIS	125.2	23	ALLINGHAM	164.8	19	TALBOT	96.1	3	McCONNELL	162.4
6	19	TALBOT	124.9	34	SEELEY	164.4	11	REID	96.1	4	LINFOOT	162.0
7	8	ROLLO	124.5	37	HILLIER	164.0	75	OLSEN	95.8	23	ALLINGHAM	161.7
8	5	KERR	123.3	12	HEDGER	163.6	37	HILLIER	95.8	18	WINFIELD	161.7
9	51	ELLIOTT	123.1	40	FRANCIS	163.6	17	WHELAN	95.8	55	BEECH	161.3
10	37	HILLIER	122.9	19	TALBOT	163.2	10	SHELDON-SHAW	94.9	8	ROLLO	161.3
11	12	HEDGER	122.6	8	ROLLO	162.8	4	LINFOOT	94.2	96	SMITH	160.5
12	10	SHELDON-SHAW	122.2	55	BEECH	161.7	40	FRANCIS	94.1	5	KERR	160.1
13	11	REID	121.5	51	ELLIOTT	161.7	8	ROLLO	93.9	12	HEDGER	160.1
14	34	SEELEY	121.3	24	CUMMINS	161.7	12	HEDGER	93.9	37	HILLIER	160.1
15	33	THOMSON	119.8	80	BEY	161.3	27	SYMONDS	93.8	51	ELLIOTT	158.6
16	23	ALLINGHAM	119.6	26	MOORE	160.5	80	BEY	93.4	24	CUMMINS	158.6
17	18	WINFIELD	119.6	10	SHELDON-SHAW	159.7	33	THOMSON	93.4	11	REID	157.9
18	17	WHELAN	119.4	96	SMITH	158.6	24	CUMMINS	92.8	57	WHITE	157.1
19	80	BEY	119.1	27	SYMONDS	158.6	23	ALLINGHAM	92.5	40	FRANCIS	156.7
20	24	CUMMINS	118.7	33	THOMSON	158.2	99	LUXTON	91.9	10	SHELDON-SHAW	156.7
21	57	WHITE	118.5	11	REID	157.9	5	KERR	91.8	27	SYMONDS	156.4
22	27	SYMONDS	118.5	18	WINFIELD	156.7	96	SMITH	91.5	26	MOORE	155.7
23	26	MOORE	117.7	17	WHELAN	156.0	57	WHITE	90.8	17	WHELAN	154.6
24	96	SMITH	117.7	99	LUXTON	154.9	26	MOORE	90.0	80	BEY	153.5
25	99	LUXTON	114.7	57	WHITE	154.6	18	WINFIELD	89.8	33	THOMSON	153.5

MCRCB BULLETIN TK146

2023 Bennetts British Superbike Championship - Round 6

2023 Pirelli National Superstock with Santander Consumer Finance

QUALIFYING - Q2 - STATISTICS

Competitors Started 25
Planned Start 2023-07-22 @ 11:02:00.000
Actual Start 2023-07-22 @ 11:02:01.863
Finish Time 2023-07-22 @ 11:17:01.863
Track Length 2.4332mi.
Total Laps 216
Total Distance Covered 525.5905mi.

Session Fastest Lap History

NO	NAME	LAP TIME	TIME OF DAY	LAP	VEHICLE
4	Dan LINFOOT	1:26.140	11:04:58.436	1	Honda

Flag History

TYPE	TIME OF DAY
GREEN	11:02:01.863
FINISH	11:17:01.863

Flag Statistics

TYPE	COUNT	TOTAL LAPS	TOTAL TIME
Green	1	11	18:48.145
Red	0	0	0.000
Safety Car	0	0	0.000
FCY	0	0	0.000

MCRCB BULLETIN TK147

2023 Bennetts British Superbike Championship - Round 6

2023 Pirelli National Superstock with Santander Consumer Finance

QUALIFYING - Q2 - SESSION NOTES

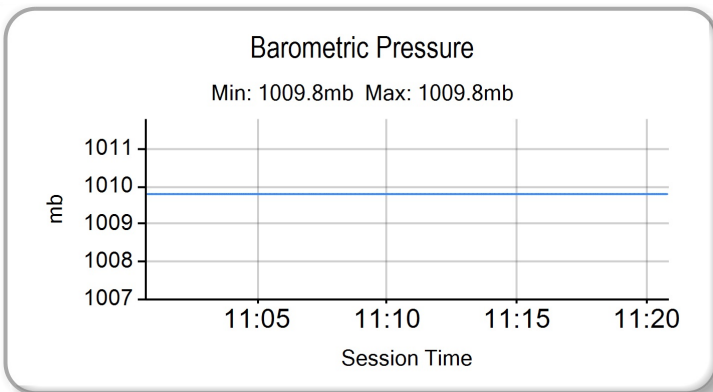
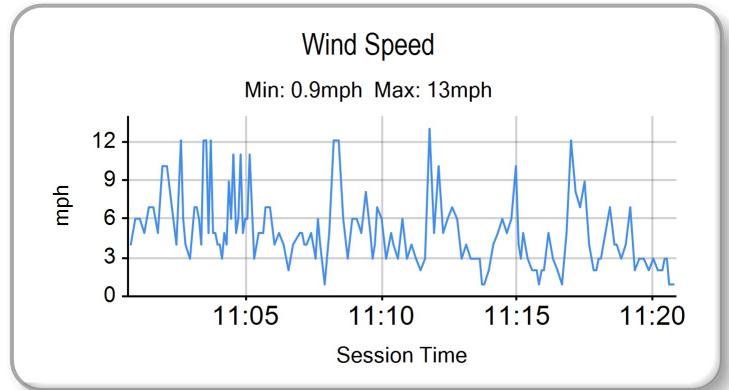
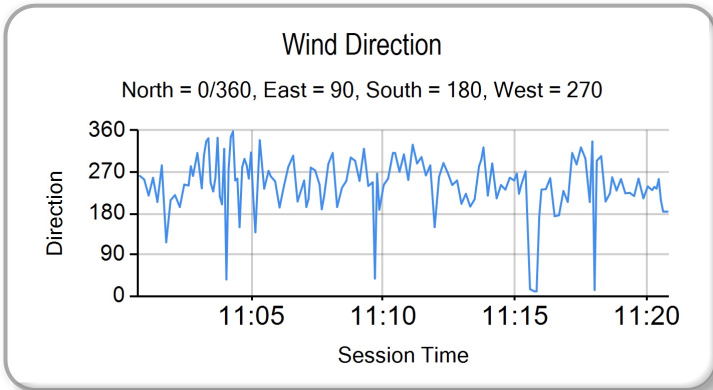
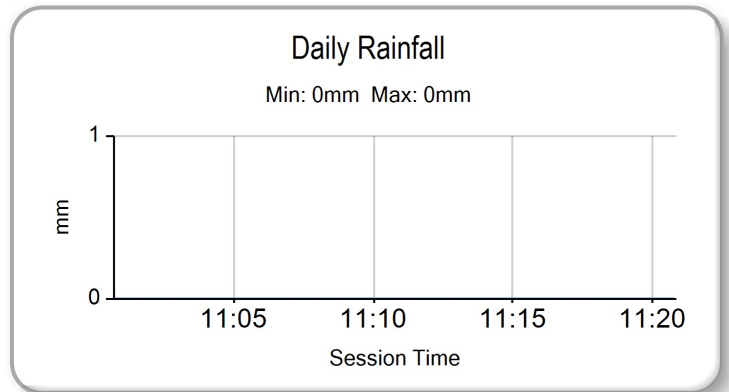
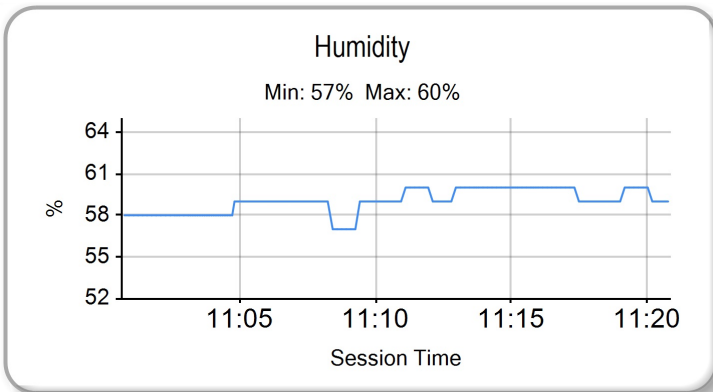
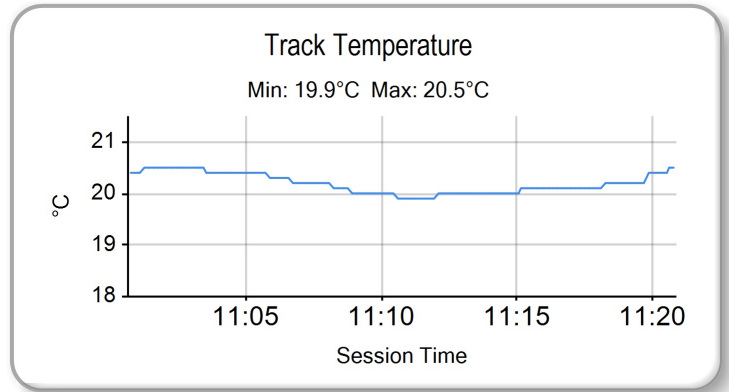
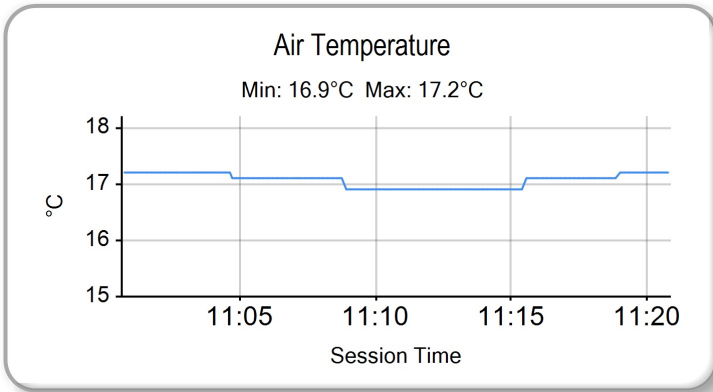
TIME	MESSAGE
11:09:13	DROPS OF RAIN IN SECTOR ALL
11:11:54	NO. 12 TOOK SHORT CUT AT T4 TO PIT LANE - 40S PENALTY AT PIT IN
11:16:37	NO. 51 FALLER AT SURTEES - RIDER OK

MCRCB BULLETIN TK148

2023 Bennetts British Superbike Championship - Round 6

2023 Pirelli National Superstock with Santander Consumer Finance

QUALIFYING - Q2 - WEATHER CONDITIONS



QUALIFYING - CLASSIFICATION



POS	NO	NAME	NAT	ENTRY	Q1	Q2
1	4	Dan LINFOOT	GBR	Honda - Optimum Bikes Racing Ltd		1:26.140
2	75	Alex OLSEN	GBR	Honda - Cumins by Team IWR Honda		1:26.192
3	34	Alastair SEELEY	GBR	BMW - SYNETIQ BMW Motorrad		1:26.424
4	3	Billy McCONNELL	AUS	Honda - C&L Fairburn Properties Jackson Racing		1:26.891
5	55	Ash BEECH	GBR	Honda - Jones Dorling Racing		1:27.138
6	5	Richard KERR	IRL	Honda - AMD Motorsport		1:27.254
7	8	Lewis ROLLO	GBR	Aprilia - IN Competition / Aprilia		1:27.439
8	19	Joe TALBOT	GBR	Honda - JR Performance Racing		1:27.538
9	12	Luke HEDGER	GBR	Kawasaki - MAD Racing		1:27.692
10	51	Brayden ELLIOTT	AUS	Kawasaki - DAO Racing		1:27.702
11	40	Joe FRANCIS	GBR	Kawasaki - STAUFF Fluid Power / GR Motosport		1:27.878
12	23	David ALLINGHAM	GBR	Honda - SMS Racing		1:27.906
13	18	Shaun WINFIELD	GBR	Honda - TAG Racing		1:27.909
14	99	Ben LUXTON	GBR	Honda - Ben Luxton Racing		1:28.019
15	37	James HILLIER	GBR	Yamaha - LAMI OMG Racing Yamaha		1:28.306
16	24	Conor CUMMINS	GBR	Honda - Milenco by Padgetts Motorcycles		1:28.401
17	11	Simon REID	GBR	Honda - C&L Fairburn Properties Jackson Racing	1:28.928	1:28.794
18	10	Joe SHELDON-SHAW	GBR	Kawasaki - Team SBR Kawasaki	1:29.899	1:29.229
19	57	Richard WHITE	GBR	BMW - Trackdudes powered by Hilltop Motorcycles		1:29.394
20	26	Joe MOORE	GBR	Suzuki - Clearline Racing	1:30.150	1:29.496
21	96	Kieran SMITH	GBR	Honda - Corkie Racing	1:30.429	1:29.557
22	27	Max SYMONDS	GBR	Yamaha - Symonds Racing	1:30.181	1:29.946
23	80	Callum BEY	GBR	Suzuki - FilterLogic by EightZero Racing	1:31.253	1:30.299
24	17	Matty WHELAN	GBR	Suzuki - Milestone by ATS Racing	1:31.102	1:30.334
25	33	Connor THOMSON	GBR	Kawasaki - Sound Advice Hearing Racing	1:30.675	1:30.557
26	31	Sam COX	GBR	BMW - Sam Cox Racing with Armada Marine Cables	1:29.480	
27	25	Jorel BOERBOOM	NLD	Kawasaki - G&S Racing	1:32.580	
28	30	Phil ROOKE	GBR	Kawasaki - Fly a Spitfire Racing	1:35.128	
29	61	Scott McFARLANE	GBR	Suzuki - True Heroes Racing	1:36.821	
30	79	Jason BURRILL	GBR	BMW - Burrill Racing	1:37.396	
31	39	Max MORGAN	GBR	Kawasaki - MSS Performance		

Weather / Track : Cloudy / Dry

Brands Hatch GP: 2.4332 miles

These results are provisional until the conclusion of any judicial and technical matters.

Race Director : Stuart Higgs <i>S. Higgs</i>	Stewards :	Timekeeper : Richard Evans <i>R. EVANS</i>
<small>Digitally Approved at 11:31 Saturday, 22 July 2023</small>		<small>Digitally Approved at 11:31 Saturday, 22 July 2023</small>

Results can be found at www.britishsuperbike.com

Printed - 11:22 Saturday, 22 July 2023



RACE 1 - CLASSIFICATION

POS	NO	NAME	NAT	ENTRY	LAPS	TIME	GAP	DIFF	MPH	BEST	ON
1	34	Alastair SEELEY	GBR	BMW - SYNETIQ BMW Motorrad	12	19:43.871			88.79	1:36.773	7
2	19	Joe TALBOT	GBR	Honda - JR Performance Racing	12	19:45.338	1.467	1.467	88.68	1:37.124	9
3	3	Billy McCONNELL	AUS	Honda - C&L Fairburn Properties Jackson Racing	12	19:48.450	4.579	3.112	88.44	1:37.381	9
4	5	Richard KERR	IRL	Honda - AMD Motorsport	12	20:08.952	25.081	20.502	86.94	1:38.839	4
5	8	Lewis ROLLO	GBR	Aprilia - IN Competition / Aprilia	12	20:11.834	27.963	2.882	86.74	1:39.148	4
6	40	Joe FRANCIS	GBR	Kawasaki - STAUFF Fluid Power / GR Motosport	12	20:17.845	33.974	6.011	86.31	1:39.845	8
7	99	Ben LUXTON	GBR	Honda - Ben Luxton Racing	12	20:19.685	35.814	1.840	86.18	1:40.035	11
8	12	Luke HEDGER	GBR	Kawasaki - MAD Racing	12	20:31.952	48.081	12.267	85.32	1:40.284	8
9	37	James HILLIER	GBR	Yamaha - LAMI OMG Racing Yamaha	12	20:31.974	48.103	0.022	85.32	1:41.216	6
10	51	Brayden ELLIOTT	AUS	Kawasaki - DAO Racing	12	20:38.671	54.800	6.697	84.86	1:40.994	6
11	75	Alex OLSEN	GBR	Honda - Cumins by Team IWR Honda	12	20:40.140	56.269	1.469	84.76	1:40.317	9
12	11	Simon REID	GBR	Honda - C&L Fairburn Properties Jackson Racing	12	20:40.961	57.090	0.821	84.70	1:40.686	12
13	55	Ash BEECH	GBR	Honda - Jones Dorling Racing	12	20:42.275	58.404	1.314	84.61	1:40.446	4
14	18	Shaun WINFIELD	GBR	Honda - TAG Racing	12	20:45.089	1:01.218	2.814	84.42	1:41.967	10
15	10	Joe SHELDON-SHAW	GBR	Kawasaki - Team SBR Kawasaki	12	20:47.353	1:03.482	2.264	84.27	1:42.263	9
16	23	David ALLINGHAM	GBR	Honda - SMS Racing	12	20:48.203	1:04.332	0.850	84.21	1:42.310	11
17	24	Conor CUMMINS	GBR	Honda - Milenco by Padgetts Motorcycles	12	21:05.982	1:22.111	17.779	83.03	1:42.020	12
18	39	Max MORGAN	GBR	Kawasaki - MSS Performance	12	21:09.660	1:25.789	3.678	82.79	1:42.917	10
19	25	Jorel BOERBOOM	NLD	Kawasaki - G&S Racing	12	21:11.094	1:27.223	1.434	82.69	1:43.462	12
20	31	Sam COX	GBR	BMW - Sam Cox Racing with Armada Marine Cable	12	21:17.700	1:33.829	6.606	82.27	1:44.446	5
21	26	Joe MOORE	GBR	Suzuki - Clearline Racing	12	21:17.762	1:33.891	0.062	82.26	1:44.507	12
22	96	Kieran SMITH	GBR	Honda - Corkie Racing	12	21:27.413	1:43.542	9.651	81.65	1:43.563	5
23	80	Callum BEY	GBR	Suzuki - FilterLogic by EightZero Racing	11	19:46.559	1 Lap	1 Lap	81.20	1:44.919	7
24	33	Connor THOMSON	GBR	Kawasaki - Sound Advice Hearing Racing	11	19:48.848	1 Lap	2.289	81.05	1:44.688	5
25	27	Max SYMONDS	GBR	Yamaha - Symonds Racing	11	19:52.169	1 Lap	3.321	80.82	1:45.911	6
26	57	Richard WHITE	GBR	BMW - Trackdudes powered by Hilltop Motorcycles	11	19:53.548	1 Lap	1.379	80.73	1:45.297	4
27	61	Scott McFARLANE	GBR	Suzuki - True Heroes Racing	11	20:18.657	1 Lap	25.109	79.06	1:48.591	10
28	30	Phil ROOKE	GBR	Kawasaki - Fly a Spitfire Racing	11	20:54.555	1 Lap	35.898	76.80	1:51.260	8

NOT CLASSIFIED

DNF	4	Dan LINFOOT	GBR	Honda - Optimum Bikes Racing Ltd	7	11:48.306	5 Laps	4 Laps	86.57	1:39.276	6
DNF	79	Jason BURRILL	GBR	BMW - Burrill Racing	7	13:29.956	5 Laps	1:41.650	75.70	1:52.371	6
DNF	17	Matty WHELAN	GBR	Suzuki - Milestone by ATS Racing	0						

FASTEST LAP

34	Alastair SEELEY	GBR	BMW - SYNETIQ BMW Motorrad	7	1:36.773	90.51 mph	145.67 kph
----	-----------------	-----	----------------------------	---	----------	-----------	------------

Weather / Track : Rain / Wet

These results are provisional until the conclusion of any judicial and technical matters.

Race Distance: 12 Laps / 29.19 miles

Brands Hatch GP: 2.4332 miles

Date: 22/07/2023 Start: 15:53 Finish: 16:13

Race Director : Stuart Higgs

Stewards :

Timekeeper : Richard Evans

S. Higgs

R. EVANS

Digitally Approved at 17:02 Saturday, 22 July 2023

Digitally Approved at 16:26 Saturday, 22 July 2023

Results can be found at www.britishsuperbike.com

Printed - 16:16 Saturday, 22 July 2023

MCRCB BULLETIN TK225

2023 Bennetts British Superbike Championship - Round 6

2023 Pirelli National Superstock with Santander Consumer Finance

RACE 1 - LAP CHART

LAP 1 @ 15:55:18.370

NO	BEHIND	LAP TIME
34		1:46.210
19	0.193	1:46.403
8	0.281	1:46.491
3	0.467	1:46.677
5	0.907	1:47.117
4	1.640	1:47.850
55	1.996	1:48.206
99	2.397	1:48.607
40	3.433	1:49.643
12	3.623	1:49.833
75	3.797	1:50.007
51	3.959	1:50.169
37	5.596	1:51.806
10	5.812	1:52.022
23	5.912	1:52.122
18	6.046	1:52.256
11	6.367	1:52.577
57	7.313	1:53.523
96	8.370	1:54.580
33	9.324	1:55.534
25	9.810	1:56.020
26	10.295	1:56.505
80	11.421	1:57.631
31	11.526	1:57.736
24	11.988	1:58.198
39	12.324	1:58.534
27	12.410	1:58.620
61	13.338	1:59.548
30	16.248	2:02.458
79	16.703	2:02.913

LAP 2 @ 15:56:58.547

NO	BEHIND	LAP TIME
19		1:39.984
3	0.759	1:40.469
8	0.832	1:40.728
34	1.397	1:41.574
5	1.629	1:40.899
4	3.209	1:41.746
55	4.245	1:42.426
99	5.116	1:42.896
40	5.776	1:42.520
75	5.974	1:42.354
12	6.430	1:42.984
51	7.678	1:43.896
37	8.009	1:42.590
10	10.269	1:44.634
23	11.263	1:45.528
18	11.353	1:45.484
11	11.688	1:45.498
57	13.781	1:46.645
96	16.400	1:48.207
25	16.841	1:47.208
33	17.112	1:47.965
26	17.547	1:47.429
31	18.653	1:47.304
80	20.222	1:48.978
39	20.398	1:48.251
24	20.438	1:48.627
27	21.258	1:49.025
61	23.297	1:50.136
30	31.800	1:55.729
79	32.149	1:55.623

LAP 3 @ 15:58:37.347

NO	BEHIND	LAP TIME
19		1:38.800
3	0.820	1:38.861
34	1.795	1:39.198
8	2.119	1:40.087
5	2.597	1:39.768
4	4.378	1:39.969
55	7.052	1:41.607
40	8.858	1:41.882
75	9.325	1:42.151
99	9.507	1:43.191
12	9.559	1:41.929
37	11.536	1:42.327
51	12.390	1:43.512
10	15.824	1:44.355
18	16.719	1:44.166
23	17.187	1:44.724
11	17.555	1:44.667
57	20.755	1:45.774
96	23.527	1:45.927
25	24.008	1:45.967
33	24.264	1:45.952
26	25.113	1:46.366
31	25.427	1:45.574
39	26.315	1:44.717
24	26.517	1:44.879
80	29.172	1:47.750
27	29.824	1:47.366
61	34.829	1:50.332
30	47.808	1:54.808
79	48.256	1:54.907

LAP 4 @ 16:00:15.482

NO	BEHIND	LAP TIME
19		1:38.135
3	0.961	1:38.276
34	1.513	1:37.853
8	3.132	1:39.148
5	3.301	1:38.839
4	6.233	1:39.990
55	9.363	1:40.446
40	11.589	1:40.866
99	12.758	1:41.386
12	13.058	1:41.634
37	14.935	1:41.534
51	16.540	1:42.285
18	21.123	1:42.539
10	21.127	1:43.438
23	22.197	1:43.145
11	22.577	1:43.157
57	27.917	1:45.297
96	30.465	1:45.073
75	30.822	1:59.632 P
25	31.218	1:45.345
33	31.399	1:45.270
26	32.326	1:45.348
31	32.620	1:45.328
39	33.012	1:44.832
24	33.136	1:44.754
80	37.473	1:46.436
27	38.560	1:46.871
61	47.007	1:50.313
30	1:02.601	1:52.928

79 1:03.413 1:53.292

LAP 5 @ 16:01:53.162

NO	BEHIND	LAP TIME
19		1:37.680
3	1.002	1:37.721
34	1.300	1:37.467
5	4.743	1:39.122
8	5.899	1:40.447
4	8.554	1:40.001
55	12.795	1:41.112
40	14.208	1:40.299
99	15.458	1:40.380
12	16.149	1:40.771
37	18.625	1:41.370
51	20.343	1:41.483
18	25.507	1:42.064
10	26.926	1:43.479
11	27.154	1:42.257
23	27.771	1:43.254
75	34.080	1:40.938
96	36.348	1:43.563
57	36.360	1:46.123
33	38.407	1:44.688
25	38.615	1:45.077
31	39.386	1:44.446
24	40.061	1:44.605
26	40.396	1:45.750
39	40.587	1:45.255
80	46.838	1:47.045
27	47.697	1:46.817
61	59.274	1:49.947
30	1:17.968	1:53.047
79	1:18.564	1:52.831

LAP 6 @ 16:03:30.989

NO	BEHIND	LAP TIME
19		1:37.827
34	0.479	1:37.006
3	0.725	1:37.550
5	6.322	1:39.406
8	8.912	1:40.840
4	10.003	1:39.276
55	16.318	1:41.350
40	17.411	1:41.030
99	18.441	1:40.810
12	18.960	1:40.638
37	22.014	1:41.216
51	23.510	1:40.994
18	30.801	1:43.121
10	32.336	1:43.237
11	32.394	1:43.067
23	32.868	1:42.924
75	36.942	1:40.689
96	43.964	1:45.443
57	46.116	1:47.583
25	46.208	1:45.420
24	46.464	1:44.230
33	46.506	1:45.926
31	46.610	1:45.051
39	46.888	1:44.128
26	47.082	1:44.513
80	54.926	1:45.915
27	55.781	1:45.911
61	1:10.718	1:49.271

30 1:32.187 1:52.046

79 1:33.108 1:52.371

LAP 7 @ 16:05:08.241

NO	BEHIND	LAP TIME
34		1:36.773
19	0.466	1:37.718
3	0.973	1:37.500
5	9.115	1:40.045
8	11.956	1:40.296
4	12.225	1:39.474
40	20.990	1:40.831
99	21.803	1:40.614
12	22.279	1:40.571
37	26.690	1:41.928
51	27.299	1:41.041
18	35.718	1:42.169
11	36.911	1:41.769
10	38.287	1:43.203
23	38.332	1:42.716
55	39.260	2:00.194 P
75	40.057	1:40.367
96	53.438	1:46.726
25	53.697	1:44.741
24	54.006	1:44.794
39	54.453	1:44.817
33	54.815	1:45.561
31	55.076	1:45.718
26	55.325	1:45.495
57	58.490	1:49.626
80	1:02.593	1:44.919
27	1:04.468	1:45.939
61	1:23.808	1:50.342

LAP 8 @ 16:06:45.472

NO	BEHIND	LAP TIME
34		1:37.231
19	0.682	1:37.447
3	1.469	1:37.727
5	12.599	1:40.715
30	1 Lap	1:56.185
8	15.966	1:41.241
79	1 Lap	1:58.019
40	23.604	1:39.845
99	24.800	1:40.228
12	25.332	1:40.284
37	30.709	1:41.250
51	31.975	1:41.907
18	40.793	1:42.306
11	41.030	1:41.350
10	43.738	1:42.682
23	43.842	1:42.741
75	43.928	1:41.102
55	44.494	1:42.465
96	1:01.993	1:45.786
25	1:01.994	1:45.528
24	1:02.183	1:45.408
33	1:02.314	1:44.730
39	1:02.609	1:45.387
31	1:02.896	1:45.051
26	1:03.418	1:45.324
57	1:09.290	1:48.031
80	1:11.443	1:46.081
27	1:13.939	1:46.702
61	1:36.123	1:49.546

LAP 9 @ 16:08:22.345

NO	BEHIND	LAP TIME
34		1:36.873
19	0.933	1:37.124
3	1.977	1:37.381
5	15.729	1:40.003
8	19.676	1:40.583
40	26.799	1:40.068
99	28.271	1:40.344
30	1 Lap	1:51.260
12	30.256	1:41.797
37	35.483	1:41.647
51	36.631	1:41.529
11	46.458	1:42.301
18	46.626	1:42.706
75	47.372	1:40.317
10	49.128	1:42.263
55	49.319	1:41.698
23	50.714	1:43.745
24	1:08.824	1:43.514
25	1:09.805	1:44.684
39	1:09.929	1:44.193
96	1:11.798	1:46.678
31	1:12.137	1:46.114
26	1:12.338	1:45.793
57	1:20.402	1:47.985
80	1:20.782	1:46.212
27	1:24.947	1:47.881
33	1:28.173	2:02.732 P

LAP 10 @ 16:09:59.741

NO	BEHIND	LAP TIME
34		1:37.396
19	1.391	1:37.854
3	2.888	1:38.307
61	1 Lap	1:50.465
5	18.161	1:39.828
8	23.086	1:40.806
40	29.856	1:40.453
99	31.326	1:40.451
12	36.174	1:43.314
37	40.145	1:42.058
51	41.218	1:41.983
30	1 Lap	1:51.647
11	50.332	1:41.270
75	50.464	1:40.488
18	51.197	1:41.967
55	52.998	1:41.075
10	54.239	1:42.507
23	55.927	1:42.609
24	1:14.078	1:42.650
39	1:15.450	1:42.917
25	1:16.318	1:43.909
31	1:20.386	1:45.645
26	1:20.666	1:45.724
96	1:22.919	1:48.517
57	1:29.462	1:46.456
80	1:30.169	1:46.783
27	1:35.311	1:47.760
33	1:36.052	1:45.275

LAP 11 @ 16:11:37.036

NO	BEHIND	LAP TIME
34		1:37.295

Weather / Track : Rain / Wet

Brands Hatch GP: 2.4332 miles
Date: 22/07/202

MCRCB BULLETIN TK225

2023 Bennetts British Superbike Championship - Round 6

2023 Pirelli National Superstock with Santander Consumer Finance

RACE 1 - LAP CHART

19	1.522	1:37.426
3	3.482	1:37.889
5	22.072	1:41.206
61	1 Lap	1:48.591
8	25.950	1:40.159
40	32.831	1:40.270
99	34.066	1:40.035
12	43.478	1:44.599
37	45.107	1:42.257
51	47.833	1:43.910
75	54.561	1:41.392
11	55.399	1:42.362
55	56.829	1:41.126
18	57.237	1:43.335
30	1 Lap	1:52.145
10	59.412	1:42.468
23	1:00.942	1:42.310
24	1:19.086	1:42.303
39	1:21.573	1:43.418
25	1:22.756	1:43.733
31	1:28.193	1:45.102
26	1:28.379	1:45.008
96	1:32.774	1:47.150

LAP 12 @ 16:13:16.031

NO	BEHIND	LAP TIME
34		1:38.995
19	1.467	1:38.940
80	1 Lap	1:48.809
3	4.579	1:40.092
33	1 Lap	1:45.215
27	1 Lap	1:49.277
57	1 Lap	1:56.505
5	25.081	1:42.004
8	27.963	1:41.008
40	33.974	1:40.138
61	1 Lap	1:50.166
99	35.814	1:40.743
12	48.081	1:43.598
37	48.103	1:41.991
51	54.800	1:45.962
75	56.269	1:40.703
11	57.090	1:40.686
55	58.404	1:40.570
18	1:01.218	1:42.976
10	1:03.482	1:43.065
23	1:04.332	1:42.385
30	1 Lap	1:52.302
24	1:22.111	1:42.020
39	1:25.789	1:43.211
25	1:27.223	1:43.462
31	1:33.829	1:44.631
26	1:33.891	1:44.507
96	1:43.542	1:49.763

MCRCB BULLETIN TK226

2023 Bennetts British Superbike Championship - Round 6

2023 Pirelli National Superstock with Santander Consumer Finance

RACE 1 - POSITION CHART

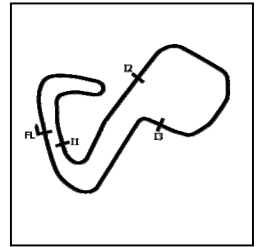
No	Name	Lap Pos	1	2	3	4	5	6	7	8	9	10	11	12
			4	LINFOOT	1	34	19	19	19	19	19	34	34	34
75	OLSEN	2	19	3	3	3	3	34	19	19	19	19	19	19
34	SEELEY	3	8	8	34	34	34	3	3	3	3	3	3	3
3	McCONNELL	4	3	34	8	8	5	5	5	5	5	5	5	5
55	BEECH	5	5	5	5	5	8	8	8	8	8	8	8	8
5	KERR	6	4	4	4	4	4	4	4	40	40	40	40	40
8	ROLLO	7	55	55	55	55	55	55	40	99	99	99	99	99
19	TALBOT	8	99	99	40	40	40	40	99	12	12	12	12	12
12	HEDGER	9	40	40	75	99	99	99	12	37	37	37	37	37
51	ELLIOTT	10	12	75	99	12	12	12	37	51	51	51	51	51
40	FRANCIS	11	75	12	12	37	37	37	51	18	11	11	75	75
23	ALLINGHAM	12	51	51	37	51	51	51	18	11	18	75	11	11
18	WINFIELD	13	37	37	51	18	18	18	11	10	75	18	55	55
99	LUXTON	14	10	10	10	10	10	10	10	23	10	55	18	18
37	HILLIER	15	23	23	18	23	11	11	23	75	55	10	10	10
24	CUMMINS	16	18	18	23	11	23	23	55	55	23	23	23	23
11	REID	17	11	11	11	57	75	75	75	96	24	24	24	24
10	SHELDON-SHAW	18	57	57	57	96	96	96	96	25	25	39	39	39
57	WHITE	19	96	96	96	75	57	57	25	24	39	25	25	25
26	MOORE	20	33	25	25	25	33	25	24	33	96	31	31	31
96	SMITH	21	25	33	33	33	25	24	39	39	31	26	26	26
27	SYMONDS	22	26	26	26	26	31	33	33	31	26	96	96	96
80	BEY	23	80	31	31	31	24	31	31	26	57	57	80	
17	WHELAN	24	31	80	39	39	26	39	26	57	80	80	33	
33	THOMSON	25	24	39	24	24	39	26	57	80	27	27	27	
31	COX	26	39	24	80	80	80	80	80	27	33	33	57	
25	BOERBOOM	27	27	27	27	27	27	27	27	61	61	61	61	
30	ROOKE	28	61	61	61	61	61	61	61	30	30	30	30	
79	BURRILL	29	30	30	30	30	30	30	30					
39	MORGAN	30	79	79	79	79	79	79	79					
61	McFARLANE	31												

MCRCB BULLETIN TK227

2023 Bennetts British Superbike Championship - Round 6

2023 Pirelli National Superstock with Santander Consumer Finance

RACE 1 - SECTOR ANALYSIS



SECTOR 1 = FL to I1, SECTOR 2 = I1 to I2 SECTOR 3 = I2 to I3, SECTOR 4 = I3 to FL, DIFF = Difference To Personal Best Lap, P = Crossed Finish Line in Pit Lane, D = Time Disallowed

P1 34		Alastair SEELEY				BMW - SYNETIQ BMW Motorrad						
IDEAL LAP TIME : 1:36.366		BEST LAP TIME : 1:36.773				DIFFERENCE : 0.407						
LAP	SECTOR 1	SECTOR 2		SECTOR 3		SECTOR 4		LAP TIME	MPH	DIFF	TIME OF DAY	
1 -		97.9	17.412	138.9	27.638	79.0	23.883	147.8	1:46.210	82.47	9.437	15:55:18.370
2 -	33.114	101.0	17.396	139.2	27.429	79.5	23.635	146.8	1:41.574	86.24	4.801	15:56:59.944
3 -	32.103	104.0	16.882	139.5	27.023	86.5	23.190	151.1	1:39.198	88.30	2.425	15:58:39.142
4 -	31.540	105.1	16.766	143.7	26.587	81.5	22.960	148.4	1:37.853	89.52	1.080	16:00:16.995
5 -	31.298	107.5	16.753	148.7	26.627	83.7	22.789	150.4	1:37.467	89.87	0.694	16:01:54.462
6 -	31.322	107.8	16.707	145.5	26.133	87.3	22.844	151.8	1:37.006 (3)	90.30	0.233	16:03:31.468
7 -	31.204	108.0	16.479	148.1	26.382	87.7	22.708	151.8	1:36.773 (1)	90.51		16:05:08.241
8 -	31.197	108.4	16.723	148.4	26.594	85.9	22.717	152.5	1:37.231	90.09	0.458	16:06:45.472
9 -	31.046	107.2	16.674	144.6	26.392	86.4	22.761	150.1	1:36.873 (2)	90.42	0.100	16:08:22.345
10 -	31.433	109.4	16.825	149.7	26.324	85.8	22.814	152.5	1:37.396	89.94	0.623	16:09:59.741
11 -	31.432	105.8	16.724	144.9	26.309	85.2	22.830	150.4	1:37.295	90.03	0.522	16:11:37.036
12 -	32.103	104.8	16.821	145.5	26.956	85.0	23.115	149.1	1:38.995	88.48	2.222	16:13:16.031

P2 19		Joe TALBOT				Honda - JR Performance Racing						
IDEAL LAP TIME : 1:37.055		BEST LAP TIME : 1:37.124				DIFFERENCE : 0.069						
LAP	SECTOR 1	SECTOR 2		SECTOR 3		SECTOR 4		LAP TIME	MPH	DIFF	TIME OF DAY	
1 -		97.8	17.404	138.9	27.639	79.1	23.948	146.5	1:46.403	82.32	9.279	15:55:18.563
2 -	32.146	103.2	17.065	142.7	27.275	83.8	23.498	149.7	1:39.984	87.61	2.860	15:56:58.547
3 -	31.576	104.0	16.877	144.6	27.043	84.2	23.304	148.4	1:38.800	88.66	1.676	15:58:37.347
4 -	31.373	106.8	16.810	146.5	26.891	86.1	23.061	148.1	1:38.135	89.26	1.011	16:00:15.482
5 -	31.252	106.5	16.712	148.4	26.667	85.9	23.049	149.1	1:37.680	89.67	0.556	16:01:53.162
6 -	31.140	109.8	16.682	147.8	26.937	83.9	23.068	149.1	1:37.827	89.54	0.703	16:03:30.989
7 -	31.224	111.2	16.651	149.7	26.887	87.0	22.956	150.4	1:37.718	89.64	0.594	16:05:08.707
8 -	31.201	105.0	16.675	146.5	26.718	88.6	22.853	149.7	1:37.447 (3)	89.89	0.323	16:06:46.154
9 -	30.992	107.7	16.631	149.4	26.579	86.1	22.922	148.7	1:37.124 (1)	90.19		16:08:23.278
10 -	31.257	113.3	16.874	143.0	26.720	86.0	23.003	149.7	1:37.854	89.51	0.730	16:10:01.132
11 -	31.084	108.0	16.742	150.1	26.617	86.8	22.983	149.1	1:37.426 (2)	89.91	0.302	16:11:38.558
12 -	31.341	104.0	17.183	147.1	27.140	83.6	23.276	147.1	1:38.940	88.53	1.816	16:13:17.498

P3 3		Billy McCONNELL				Honda - C&L Fairburn Properties Jackson Racing						
IDEAL LAP TIME : 1:37.122		BEST LAP TIME : 1:37.381				DIFFERENCE : 0.259						
LAP	SECTOR 1	SECTOR 2		SECTOR 3		SECTOR 4		LAP TIME	MPH	DIFF	TIME OF DAY	
1 -		103.0	17.369	136.3	27.742	77.8	23.735	149.1	1:46.677	82.11	9.296	15:55:18.837
2 -	32.602	111.1	17.002	144.3	27.192	83.1	23.673	149.4	1:40.469	87.18	3.088	15:56:59.306
3 -	31.797	108.5	16.985	146.8	26.838	86.0	23.241	149.7	1:38.861	88.60	1.480	15:58:38.167
4 -	31.447	110.3	16.840	147.8	26.787	86.0	23.202	149.1	1:38.276	89.13	0.895	16:00:16.443
5 -	31.285	108.9	16.868	149.4	26.658	86.8	22.910	150.1	1:37.721	89.64	0.340	16:01:54.164
6 -	31.291	111.6	16.708	151.4	26.464	84.8	23.087	151.4	1:37.550 (3)	89.79	0.169	16:03:31.714
7 -	31.399	108.7	16.731	151.8	26.457	85.4	22.913	150.4	1:37.500 (2)	89.84	0.119	16:05:09.214
8 -	31.400	107.2	16.719	152.1	26.705	86.0	22.903	150.8	1:37.727	89.63	0.346	16:06:46.941
9 -	31.191	111.4	16.571	153.5	26.654	82.8	22.965	150.1	1:37.381 (1)	89.95		16:08:24.322
10 -	31.703	109.8	16.742	147.1	26.731	85.2	23.131	150.4	1:38.307	89.10	0.926	16:10:02.629
11 -	31.200	109.4	16.971	150.4	26.616	85.9	23.102	148.7	1:37.889	89.48	0.508	16:11:40.518
12 -	31.551	107.5	17.033	136.9	28.015	81.4	23.493	148.1	1:40.092	87.51	2.711	16:13:20.610

MCRCB BULLETIN TK227

2023 Bennetts British Superbike Championship - Round 6

2023 Pirelli National Superstock with Santander Consumer Finance

RACE 1 - SECTOR ANALYSIS



SECTOR 1 = FL to I1, SECTOR 2 = I1 to I2 SECTOR 3 = I2 to I3, SECTOR 4 = I3 to FL, DIFF = Difference To Personal Best Lap, P = Crossed Finish Line in Pit Lane, D = Time Disallowed

P4		5		Richard KERR				Honda - AMD Motorsport				
IDEAL LAP TIME : 1:38.550		BEST LAP TIME : 1:38.839				DIFFERENCE : 0.289						
LAP	SECTOR 1	SECTOR 2		SECTOR 3		SECTOR 4		LAP TIME	MPH	DIFF	TIME OF DAY	
1 -		100.9	17.659	129.8	28.114	77.4	23.497	145.2	1:47.117	81.77	8.278	15:55:19.277
2 -	32.626	102.7	17.318	134.7	27.657	78.7	23.298	151.1	1:40.899	86.81	2.060	15:57:00.176
3 -	32.118	104.3	17.129	140.6	27.396	83.1	23.125	150.4	1:39.768	87.80	0.929	15:58:39.944
4 -	31.889	105.0	16.784	144.9	27.110	81.8	23.056	149.7	1:38.839 (1)	88.62		16:00:18.783
5 -	31.600	108.4	16.925	147.8	27.398	82.1	23.199	149.1	1:39.122 (2)	88.37	0.283	16:01:57.905
6 -	31.667	105.8	16.962	145.5	27.523	82.7	23.254	149.4	1:39.406 (3)	88.12	0.567	16:03:37.311
7 -	31.861	107.5	17.014	146.8	27.722	81.8	23.448	149.4	1:40.045	87.55	1.206	16:05:17.356
8 -	31.892	108.5	17.061	145.8	27.972	81.3	23.790	148.4	1:40.715	86.97	1.876	16:06:58.071
9 -	31.866	107.2	16.913	147.4	27.824	82.5	23.400	148.4	1:40.003	87.59	1.164	16:08:38.074
10 -	31.859	104.6	17.024	147.8	27.463	85.9	23.482	148.7	1:39.828	87.74	0.989	16:10:17.902
11 -	32.149	110.1	17.311	144.0	28.109	79.1	23.637	148.4	1:41.206	86.55	2.367	16:11:59.108
12 -	32.562	100.6	17.256	144.3	28.146	77.0	24.040	145.8	1:42.004	85.87	3.165	16:13:41.112

P5		8		Lewis ROLLO				Aprilia - IN Competition / Aprilia				
IDEAL LAP TIME : 1:39.148		BEST LAP TIME : 1:39.148				DIFFERENCE : 0.000						
LAP	SECTOR 1	SECTOR 2		SECTOR 3		SECTOR 4		LAP TIME	MPH	DIFF	TIME OF DAY	
1 -		106.3	17.185	140.3	27.836	78.4	23.627	146.5	1:46.491	82.25	7.343	15:55:18.651
2 -	32.809	108.2	17.024	142.4	27.504	80.9	23.391	147.8	1:40.728	86.96	1.580	15:56:59.379
3 -	32.150	102.6	17.154	140.1	27.295	81.9	23.488	148.1	1:40.087 (2)	87.52	0.939	15:58:39.466
4 -	31.973	105.1	16.738	148.7	27.282	83.4	23.155	147.4	1:39.148 (1)	88.35		16:00:18.614
5 -	32.054	101.6	16.852	142.1	27.734	81.9	23.807	142.7	1:40.447	87.20	1.299	16:01:59.061
6 -	32.503	101.9	17.274	139.2	27.680	82.3	23.383	146.8	1:40.840	86.86	1.692	16:03:39.901
7 -	32.056	104.5	17.032	143.3	27.717	81.1	23.491	146.2	1:40.296	87.33	1.148	16:05:20.197
8 -	32.090	107.2	17.045	144.9	27.611	83.2	24.495	143.3	1:41.241	86.52	2.093	16:07:01.438
9 -	32.521	103.2	17.030	143.3	27.452	83.2	23.580	145.5	1:40.583	87.09	1.435	16:08:42.021
10 -	32.482	105.3	17.000	141.5	27.771	82.7	23.553	143.7	1:40.806	86.89	1.658	16:10:22.827
11 -	32.165	103.8	17.080	144.3	27.553	81.0	23.361	145.5	1:40.159 (3)	87.45	1.011	16:12:02.986
12 -	32.425	103.7	17.299	142.4	27.646	81.1	23.638	141.2	1:41.008	86.72	1.860	16:13:43.994

P6		40		Joe FRANCIS				Kawasaki - STAUFF Fluid Power / GR Motosport				
IDEAL LAP TIME : 1:39.756		BEST LAP TIME : 1:39.845				DIFFERENCE : 0.089						
LAP	SECTOR 1	SECTOR 2		SECTOR 3		SECTOR 4		LAP TIME	MPH	DIFF	TIME OF DAY	
1 -		98.1	17.664	130.5	28.348	79.4	24.403	142.4	1:49.643	79.89	9.798	15:55:21.803
2 -	32.955	105.0	17.419	136.6	27.777	77.5	24.369	142.7	1:42.520	85.44	2.675	15:57:04.323
3 -	32.983	103.4	17.335	140.1	27.525	82.6	24.039	144.6	1:41.882	85.98	2.037	15:58:46.205
4 -	32.479	105.1	17.297	138.6	27.290	81.3	23.800	144.6	1:40.866	86.84	1.021	16:00:27.071
5 -	32.197	104.0	17.102	140.1	27.123	81.1	23.877	143.3	1:40.299	87.33	0.454	16:02:07.370
6 -	32.429	102.2	17.193	137.7	27.562	80.8	23.846	141.2	1:41.030	86.70	1.185	16:03:48.400
7 -	32.374	103.5	17.158	138.9	27.630	80.5	23.669	144.9	1:40.831	86.87	0.986	16:05:29.231
8 -	31.956	104.8	17.107	145.2	27.029	82.9	23.753	144.9	1:39.845 (1)	87.73		16:07:09.076
9 -	32.051	106.6	17.104	144.9	27.098	80.8	23.815	145.2	1:40.068 (2)	87.53	0.223	16:08:49.144
10 -	32.258	104.0	17.266	139.5	27.189	82.4	23.740	144.6	1:40.453	87.20	0.608	16:10:29.597
11 -	32.217	106.0	17.153	142.4	27.143	82.6	23.757	145.5	1:40.270	87.36	0.425	16:12:09.867
12 -	31.971	105.1	17.212	144.6	27.081	80.1	23.874	144.9	1:40.138 (3)	87.47	0.293	16:13:50.005

MCRCB BULLETIN TK227

2023 Bennetts British Superbike Championship - Round 6

2023 Pirelli National Superstock with Santander Consumer Finance

RACE 1 - SECTOR ANALYSIS



SECTOR 1 = FL to I1, SECTOR 2 = I1 to I2 SECTOR 3 = I2 to I3, SECTOR 4 = I3 to FL, DIFF = Difference To Personal Best Lap, P = Crossed Finish Line in Pit Lane, D = Time Disallowed

P7 99		Ben LUXTON				Honda - Ben Luxton Racing						
IDEAL LAP TIME : 1:39.813		BEST LAP TIME : 1:40.035				DIFFERENCE : 0.222						
LAP	SECTOR 1	SECTOR 2		SECTOR 3		SECTOR 4		LAP TIME	MPH	DIFF	TIME OF DAY	
1 -		96.6	17.751	129.0	28.316	81.7	23.773	135.2	1:48.607	80.65	8.572	15:55:20.767
2 -	33.277	99.7	17.599	141.2	28.166	78.9	23.854	138.9	1:42.896	85.13	2.861	15:57:03.663
3 -	33.041	95.5	17.376	134.7	28.077	78.3	24.697	141.2	1:43.191	84.88	3.156	15:58:46.854
4 -	32.852	97.1	17.491	130.8	27.507	80.6	23.536	143.7	1:41.386	86.40	1.351	16:00:28.240
5 -	32.321	100.4	17.174	136.9	27.449	81.0	23.436	144.3	1:40.380	87.26	0.345	16:02:08.620
6 -	32.368	100.7	17.408	137.2	27.428	81.2	23.606	143.3	1:40.810	86.89	0.775	16:03:49.430
7 -	32.229	99.4	17.252	135.0	27.580	80.7	23.553	144.3	1:40.614	87.06	0.579	16:05:30.044
8 -	32.118	99.4	17.050	138.6	27.508	82.0	23.552	145.8	1:40.228 (2)	87.39	0.193	16:07:10.272
9 -	32.022	101.3	17.018	140.3	27.453	81.7	23.851	141.2	1:40.344 (3)	87.29	0.309	16:08:50.616
10 -	32.205	98.5	17.026	140.3	27.609	81.9	23.611	145.2	1:40.451	87.20	0.416	16:10:31.067
11 -	31.931	98.9	17.044	139.5	27.454	79.1	23.606	146.2	1:40.035 (1)	87.56		16:12:11.102
12 -	32.191	102.1	17.210	138.0	27.582	80.8	23.760	140.3	1:40.743	86.95	0.708	16:13:51.845

P8 12		Luke HEDGER				Kawasaki - MAD Racing						
IDEAL LAP TIME : 1:40.155		BEST LAP TIME : 1:40.284				DIFFERENCE : 0.129						
LAP	SECTOR 1	SECTOR 2		SECTOR 3		SECTOR 4		LAP TIME	MPH	DIFF	TIME OF DAY	
1 -		96.6	17.808	132.8	28.288	81.1	24.275	143.0	1:49.833	79.75	9.549	15:55:21.993
2 -	33.688	102.6	17.534	138.9	27.957	78.1	23.805	145.5	1:42.984	85.06	2.700	15:57:04.977
3 -	33.309	102.4	17.408	137.2	27.543	79.6	23.669	147.4	1:41.929	85.94	1.645	15:58:46.906
4 -	33.282	100.6	17.369	136.9	27.426	79.9	23.557	146.2	1:41.634	86.19	1.350	16:00:28.540
5 -	33.002	101.9	17.247	143.0	27.121	79.2	23.401	143.3	1:40.771	86.92	0.487	16:02:09.311
6 -	32.714	103.8	17.090	141.2	27.307	80.9	23.527	146.5	1:40.638 (3)	87.04	0.354	16:03:49.949
7 -	32.706	100.0	17.322	142.1	27.199	79.2	23.344	147.4	1:40.571 (2)	87.10	0.287	16:05:30.520
8 -	32.649	102.4	17.105	141.5	27.113	81.5	23.417	145.8	1:40.284 (1)	87.35		16:07:10.804
9 -	32.608	103.0	18.120	143.7	27.577	80.3	23.492	145.2	1:41.797	86.05	1.513	16:08:52.601
10 -	33.428	94.1	17.835	141.2	27.563	78.1	24.488	138.0	1:43.314	84.78	3.030	16:10:35.915
11 -	33.884	97.1	18.047	140.1	28.337	77.9	24.331	143.0	1:44.599	83.74	4.315	16:12:20.514
12 -	33.527	99.1	18.040	138.9	27.798	79.9	24.233	141.5	1:43.598	84.55	3.314	16:14:04.112

P9 37		James HILLIER				Yamaha - LAMI OMG Racing Yamaha						
IDEAL LAP TIME : 1:40.871		BEST LAP TIME : 1:41.216				DIFFERENCE : 0.345						
LAP	SECTOR 1	SECTOR 2		SECTOR 3		SECTOR 4		LAP TIME	MPH	DIFF	TIME OF DAY	
1 -		95.7	18.298	129.3	28.613	82.6	24.815	146.5	1:51.806	78.34	10.590	15:55:23.966
2 -	33.211	102.2	17.441	139.8	28.092	79.6	23.846	147.1	1:42.590	85.38	1.374	15:57:06.556
3 -	32.906	104.0	17.483	141.8	28.088	79.2	23.850	148.4	1:42.327	85.60	1.111	15:58:48.883
4 -	32.776	103.2	17.308	137.2	27.789	81.1	23.661	149.1	1:41.534	86.27	0.318	16:00:30.417
5 -	32.761	104.5	17.183	140.3	27.772	79.7	23.654	148.7	1:41.370 (3)	86.41	0.154	16:02:11.787
6 -	32.322	104.6	17.253	137.5	27.872	79.7	23.769	148.1	1:41.216 (1)	86.54		16:03:53.003
7 -	32.656	104.5	17.420	142.1	28.129	81.9	23.723	146.5	1:41.928	85.94	0.712	16:05:34.931
8 -	32.521	103.0	17.214	146.2	27.712	79.2	23.803	148.4	1:41.250 (2)	86.51	0.034	16:07:16.181
9 -	32.579	101.2	17.297	140.3	27.829	79.5	23.942	148.1	1:41.647	86.17	0.431	16:08:57.828
10 -	32.411	102.7	17.412	139.8	28.321	80.3	23.914	148.4	1:42.058	85.83	0.842	16:10:39.886
11 -	32.785	99.7	17.497	135.5	28.043	81.1	23.932	147.4	1:42.257	85.66	1.041	16:12:22.143
12 -	32.666	99.5	17.404	137.7	28.049	81.1	23.872	144.9	1:41.991	85.88	0.775	16:14:04.134

RACE 1 - SECTOR ANALYSIS



SECTOR 1 = FL to I1, SECTOR 2 = I1 to I2 SECTOR 3 = I2 to I3, SECTOR 4 = I3 to FL, DIFF = Difference To Personal Best Lap, P = Crossed Finish Line in Pit Lane, D = Time Disallowed

P10 51		Brayden ELLIOTT				Kawasaki - DAO Racing						
IDEAL LAP TIME : 1:40.613		BEST LAP TIME : 1:40.994				DIFFERENCE : 0.381						
LAP	SECTOR 1	SECTOR 2		SECTOR 3		SECTOR 4		LAP TIME	MPH	DIFF	TIME OF DAY	
1 -		99.7	18.003	127.3	29.186	79.8	24.682	127.5	1:50.169	79.51	9.175	15:55:22.329
2 -	33.832	100.0	17.942	125.9	28.163	81.4	23.959	139.2	1:43.896	84.31	2.902	15:57:06.225
3 -	33.146	97.9	17.555	135.8	28.529	79.5	24.282	138.0	1:43.512	84.62	2.518	15:58:49.737
4 -	33.018	98.5	17.711	136.9	27.871	81.1	23.685	142.4	1:42.285	85.64	1.291	16:00:32.022
5 -	32.670	97.9	17.695	140.3	27.612	82.2	23.506	144.3	1:41.483 (3)	86.31	0.489	16:02:13.505
6 -	32.381	99.4	17.504	136.9	27.521	82.7	23.588	139.5	1:40.994 (1)	86.73		16:03:54.499
7 -	32.554	103.4	17.480	136.9	27.279	82.6	23.728	137.7	1:41.041 (2)	86.69	0.047	16:05:35.540
8 -	32.860	98.3	17.674	139.8	27.636	81.9	23.737	139.5	1:41.907	85.95	0.913	16:07:17.447
9 -	32.668	101.3	17.686	136.3	27.461	81.1	23.714	140.6	1:41.529	86.27	0.535	16:08:58.976
10 -	32.348	102.7	17.637	137.2	27.830	77.2	24.168	140.9	1:41.983	85.89	0.989	16:10:40.959
11 -	32.957	100.3	17.755	132.3	28.191	83.0	25.007	133.6	1:43.910	84.30	2.916	16:12:24.869
12 -	34.675	94.2	18.660	130.3	28.200	83.3	24.427	137.7	1:45.962	82.66	4.968	16:14:10.831

P11 75		Alex OLSEN				Honda - Cumins by Team IWR Honda						
IDEAL LAP TIME : 1:39.375		BEST LAP TIME : 1:40.317				DIFFERENCE : 0.942						
LAP	SECTOR 1	SECTOR 2		SECTOR 3		SECTOR 4		LAP TIME	MPH	DIFF	TIME OF DAY	
1 -		94.5	18.167	132.3	28.006	75.2	24.158	141.5	1:50.007	79.62	9.690	15:55:22.167
2 -	33.392	99.7	18.028	135.2	27.243	81.1	23.691	147.4	1:42.354	85.58	2.037	15:57:04.521
3 -	33.072	97.8	17.594	136.6	27.437	78.9	24.048	146.2	1:42.151	85.75	1.834	15:58:46.672
4 -	32.662	98.3	17.417	137.7	27.009	82.0	IN PIT		1:59.632 P	73.22	19.315	16:00:46.304
5 -	OUTLAP	102.1	17.583	141.2	27.361	80.5	23.380	149.1	1:40.938	86.78	0.621	16:02:27.242
6 -	32.252	100.6	17.813	136.9	27.061	82.5	23.563	148.1	1:40.689	86.99	0.372	16:04:07.931
7 -	32.195	101.8	17.627	139.8	27.094	84.9	23.451	146.8	1:40.367 (2)	87.27	0.050	16:05:48.298
8 -	32.382	100.3	17.326	140.6	27.395	78.3	23.999	139.2	1:41.102	86.64	0.785	16:07:29.400
9 -	32.694	99.4	17.749	144.6	26.625	86.0	23.249	147.4	1:40.317 (1)	87.32		16:09:09.717
10 -	32.456	97.8	17.548	135.0	27.117	82.3	23.367	147.1	1:40.488 (3)	87.17	0.171	16:10:50.205
11 -	32.468	100.0	17.852	143.7	27.312	81.7	23.760	146.5	1:41.392	86.39	1.075	16:12:31.597
12 -	32.175	101.2	17.578	144.6	27.104	81.9	23.846	144.9	1:40.703	86.98	0.386	16:14:12.300

P12 11		Simon REID				Honda - C&L Fairburn Properties Jackson Racing						
IDEAL LAP TIME : 1:40.505		BEST LAP TIME : 1:40.686				DIFFERENCE : 0.181						
LAP	SECTOR 1	SECTOR 2		SECTOR 3		SECTOR 4		LAP TIME	MPH	DIFF	TIME OF DAY	
1 -		91.0	18.794	125.2	28.801	76.3	24.500	141.2	1:52.577	77.81	11.891	15:55:24.737
2 -	34.258	94.1	17.990	131.3	29.021	75.6	24.229	144.3	1:45.498	83.03	4.812	15:57:10.235
3 -	34.179	98.1	17.636	130.8	28.722	75.7	24.130	141.8	1:44.667	83.69	3.981	15:58:54.902
4 -	33.673	97.9	17.521	127.8	28.255	80.6	23.708	147.8	1:43.157	84.91	2.471	16:00:38.059
5 -	32.928	99.5	17.437	134.7	28.076	81.0	23.816	142.1	1:42.257	85.66	1.571	16:02:20.316
6 -	33.024	98.9	17.936	133.6	28.206	82.4	23.901	145.8	1:43.067	84.99	2.381	16:04:03.383
7 -	32.618	100.7	17.424	130.5	28.113	81.6	23.614	144.9	1:41.769	86.07	1.083	16:05:45.152
8 -	32.328	101.6	17.310	131.3	27.933	82.4	23.779	144.6	1:41.350 (3)	86.43	0.664	16:07:26.502
9 -	32.942	103.0	17.850	128.8	28.039	82.0	23.470	145.8	1:42.301	85.62	1.615	16:09:08.803
10 -	32.148	99.8	17.358	132.6	28.189	83.2	23.575	143.0	1:41.270 (2)	86.49	0.584	16:10:50.073
11 -	32.687	98.1	17.882	135.0	27.890	79.0	23.903	143.7	1:42.362	85.57	1.676	16:12:32.435
12 -	32.117	101.9	17.153	138.0	27.765	83.2	23.651	142.7	1:40.686 (1)	87.00		16:14:13.121

RACE 1 - SECTOR ANALYSIS



SECTOR 1 = FL to I1, SECTOR 2 = I1 to I2 SECTOR 3 = I2 to I3, SECTOR 4 = I3 to FL, DIFF = Difference To Personal Best Lap, P = Crossed Finish Line in Pit Lane, D = Time Disallowed

P13 55		Ash BEECH				Honda - Jones Dorling Racing						
IDEAL LAP TIME : 1:39.932		BEST LAP TIME : 1:40.446				DIFFERENCE : 0.514						
LAP	SECTOR 1	SECTOR 2		SECTOR 3		SECTOR 4		LAP TIME	MPH	DIFF	TIME OF DAY	
1 -		99.1	17.703	130.8	28.145	80.9	23.806	140.1	1:48.206	80.95	7.760	15:55:20.366
2 -	33.365	104.8	17.433	139.5	27.915	81.5	23.713	146.5	1:42.426	85.52	1.980	15:57:02.792
3 -	33.035	106.0	17.334	138.3	27.779	81.3	23.459	146.2	1:41.607	86.21	1.161	15:58:44.399
4 -	32.447	105.1	17.137	137.5	27.234	84.3	23.628	146.5	1:40.446 (1)	87.20		16:00:24.845
5 -	32.942	106.0	17.011	140.6	27.585	81.0	23.574	147.8	1:41.112	86.63	0.666	16:02:05.957
6 -	32.981	106.0	17.142	135.2	27.720	81.2	23.507	144.6	1:41.350	86.43	0.904	16:03:47.307
7 -	32.756	109.8	17.136	138.9	27.893	82.8	IN PIT		2:00.194	P	19.748	16:05:47.501
8 -	OUTLAP	107.0	17.350	136.6	27.651	82.8	23.885	140.3	1:42.465	85.49	2.019	16:07:29.966
9 -	32.810	105.6	17.449	134.4	27.734	80.8	23.705	144.3	1:41.698	86.13	1.252	16:09:11.664
10 -	32.589	106.8	17.381	142.4	27.629	83.3	23.476	144.9	1:41.075	(3)	0.629	16:10:52.739
11 -	32.255	107.8	17.059	136.9	28.043	78.4	23.769	147.1	1:41.126	86.62	0.680	16:12:33.865
12 -	32.365	107.3	17.151	138.0	27.622	83.9	23.432	142.1	1:40.570	(2)	0.124	16:14:14.435

P14 18		Shaun WINFIELD				Honda - TAG Racing						
IDEAL LAP TIME : 1:41.617		BEST LAP TIME : 1:41.967				DIFFERENCE : 0.350						
LAP	SECTOR 1	SECTOR 2		SECTOR 3		SECTOR 4		LAP TIME	MPH	DIFF	TIME OF DAY	
1 -		90.1	18.568	123.5	28.949	70.3	24.402	138.6	1:52.256	78.03	10.289	15:55:24.416
2 -	34.717	90.3	17.923	127.3	28.737	76.0	24.107	141.5	1:45.484	83.04	3.517	15:57:09.900
3 -	34.291	93.8	17.678	129.3	28.263	75.4	23.934	138.3	1:44.166	84.09	2.199	15:58:54.066
4 -	33.318	95.7	17.623	131.3	28.114	78.3	23.484	145.2	1:42.539	85.42	0.572	16:00:36.605
5 -	33.118	94.7	17.357	137.2	27.824	78.3	23.765	139.5	1:42.064	(2)	0.097	16:02:18.669
6 -	33.488	94.1	17.702	132.8	28.163	80.1	23.768	140.9	1:43.121	84.94	1.154	16:04:01.790
7 -	33.127	98.2	17.434	137.5	27.961	81.4	23.647	141.2	1:42.169	(3)	0.202	16:05:43.959
8 -	32.962	97.1	17.522	134.2	27.900	78.9	23.922	142.4	1:42.306	85.62	0.339	16:07:26.265
9 -	33.115	98.8	17.767	133.4	27.863	80.5	23.961	140.3	1:42.706	85.29	0.739	16:09:08.971
10 -	32.952	95.8	17.433	133.1	28.038	78.9	23.544	138.9	1:41.967 (1)	85.90		16:10:50.938
11 -	33.220	99.5	17.553	131.5	28.188	77.7	24.374	134.7	1:43.335	84.77	1.368	16:12:34.273
12 -	33.223	98.2	17.538	128.5	28.204	76.8	24.011	138.3	1:42.976	85.06	1.009	16:14:17.249

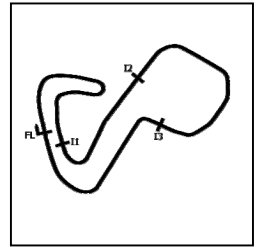
P15 10		Joe SHELDON-SHAW				Kawasaki - Team SBR Kawasaki						
IDEAL LAP TIME : 1:41.828		BEST LAP TIME : 1:42.263				DIFFERENCE : 0.435						
LAP	SECTOR 1	SECTOR 2		SECTOR 3		SECTOR 4		LAP TIME	MPH	DIFF	TIME OF DAY	
1 -		96.4	18.064	133.1	29.048	76.3	24.475	142.4	1:52.022	78.19	9.759	15:55:24.182
2 -	33.626	96.1	17.812	140.6	28.820	77.9	24.376	141.5	1:44.634	83.71	2.371	15:57:08.816
3 -	33.827	101.0	17.927	142.7	28.544	79.6	24.057	141.8	1:44.355	83.94	2.092	15:58:53.171
4 -	33.035	104.5	18.003	143.7	28.208	82.1	24.192	141.8	1:43.438	84.68	1.175	16:00:36.609
5 -	33.400	92.3	17.961	144.0	28.106	81.3	24.012	141.8	1:43.479	84.65	1.216	16:02:20.088
6 -	33.016	96.2	17.963	143.7	28.158	81.9	24.100	139.2	1:43.237	84.85	0.974	16:04:03.325
7 -	32.947	98.6	17.762	136.3	28.430	81.6	24.064	141.5	1:43.203	84.87	0.940	16:05:46.528
8 -	32.664	100.9	17.796	142.7	28.116	83.1	24.106	140.6	1:42.682	85.31	0.419	16:07:29.210
9 -	32.681	100.0	17.938	142.4	27.803	83.4	23.841	140.3	1:42.263 (1)	85.65		16:09:11.473
10 -	32.599	103.0	17.916	136.9	28.060	79.2	23.932	140.1	1:42.507	(3)	0.244	16:10:53.980
11 -	32.686	101.2	17.585	147.1	28.014	80.0	24.183	140.6	1:42.468	(2)	0.205	16:12:36.448
12 -	32.978	96.8	17.939	142.7	28.054	81.5	24.094	132.1	1:43.065	84.99	0.802	16:14:19.513

MCRCB BULLETIN TK227

2023 Bennetts British Superbike Championship - Round 6

2023 Pirelli National Superstock with Santander Consumer Finance

RACE 1 - SECTOR ANALYSIS



SECTOR 1 = FL to I1, SECTOR 2 = I1 to I2 SECTOR 3 = I2 to I3, SECTOR 4 = I3 to FL, DIFF = Difference To Personal Best Lap, P = Crossed Finish Line in Pit Lane, D = Time Disallowed

P16 23		David ALLINGHAM				Honda - SMS Racing						
IDEAL LAP TIME : 1:41.862		BEST LAP TIME : 1:42.310				DIFFERENCE : 0.448						
LAP	SECTOR 1	SECTOR 2		SECTOR 3		SECTOR 4		LAP TIME	MPH	DIFF	TIME OF DAY	
1 -		92.5	18.182	128.3	28.893	74.8	25.106	139.8	1:52.122	78.12	9.812	15:55:24.282
2 -	34.474	92.8	17.991	133.4	28.721	75.9	24.342	141.8	1:45.528	83.00	3.218	15:57:09.810
3 -	34.210	95.0	17.666	135.8	28.697	74.5	24.151	140.3	1:44.724	83.64	2.414	15:58:54.534
4 -	33.709	95.4	17.499	136.3	28.133	77.7	23.804	144.0	1:43.145	84.92	0.835	16:00:37.679
5 -	33.489	96.8	17.653	130.0	28.140	76.0	23.972	144.3	1:43.254	84.83	0.944	16:02:20.933
6 -	33.479	98.3	17.494	133.1	28.222	76.1	23.729	143.7	1:42.924	85.10	0.614	16:04:03.857
7 -	33.096	96.4	17.466	133.6	28.253	76.5	23.901	144.3	1:42.716	85.28	0.406	16:05:46.573
8 -	33.329	98.9	17.473	134.2	27.909	78.1	24.030	142.7	1:42.741	85.26	0.431	16:07:29.314
9 -	33.491	95.5	17.664	130.3	28.554	79.4	24.036	142.4	1:43.745	84.43	1.435	16:09:13.059
10 -	33.175	100.9	17.617	138.0	27.936	79.7	23.881	144.3	1:42.609 (3)	85.37	0.299	16:10:55.668
11 -	32.997	97.5	17.353	136.9	27.950	78.9	24.010	144.9	1:42.310 (1)	85.62		16:12:37.978
12 -	32.871	94.5	17.654	139.2	28.020	79.1	23.840	139.8	1:42.385 (2)	85.55	0.075	16:14:20.363

P17 24		Conor CUMMINS				Honda - Milenco by Padgetts Motorcycles						
IDEAL LAP TIME : 1:41.875		BEST LAP TIME : 1:42.020				DIFFERENCE : 0.145						
LAP	SECTOR 1	SECTOR 2		SECTOR 3		SECTOR 4		LAP TIME	MPH	DIFF	TIME OF DAY	
1 -		88.7	19.358	125.4	31.471	70.1	25.712	136.1	1:58.198	74.11	16.178	15:55:30.358
2 -	35.791	94.6	18.048	132.8	29.929	74.0	24.859	138.0	1:48.627	80.64	6.607	15:57:18.985
3 -	34.163	97.8	17.610	139.5	28.890	74.4	24.216	146.2	1:44.879	83.52	2.859	15:59:03.864
4 -	34.038	97.9	17.598	137.7	28.936	75.9	24.182	147.1	1:44.754	83.62	2.734	16:00:48.618
5 -	33.631	97.2	17.441	131.3	29.260	75.4	24.273	145.5	1:44.605	83.74	2.585	16:02:33.223
6 -	33.213	98.3	17.534	131.3	29.363	73.9	24.120	141.2	1:44.230	84.04	2.210	16:04:17.453
7 -	34.304	96.8	17.710	142.1	28.832	74.3	23.948	143.3	1:44.794	83.59	2.774	16:06:02.247
8 -	34.001	98.2	17.677	129.3	29.185	71.0	24.545	140.3	1:45.408	83.10	3.388	16:07:47.655
9 -	33.736	96.2	17.595	129.8	28.367	77.7	23.816	145.8	1:43.514	84.62	1.494	16:09:31.169
10 -	33.053	103.8	17.480	139.8	28.307	78.3	23.810	145.8	1:42.650 (3)	85.33	0.630	16:11:13.819
11 -	32.818	104.3	17.385	138.9	28.401	77.4	23.699	146.5	1:42.303 (2)	85.62	0.283	16:12:56.122
12 -	32.901	100.1	17.447	138.0	28.128	78.6	23.544	144.9	1:42.020 (1)	85.86		16:14:38.142

P18 39		Max MORGAN				Kawasaki - MSS Performance						
IDEAL LAP TIME : 1:42.805		BEST LAP TIME : 1:42.917				DIFFERENCE : 0.112						
LAP	SECTOR 1	SECTOR 2		SECTOR 3		SECTOR 4		LAP TIME	MPH	DIFF	TIME OF DAY	
1 -		92.4	18.891	124.5	30.757	68.8	25.699	141.5	1:58.534	73.90	15.617	15:55:30.694
2 -	35.158	92.4	18.243	134.7	29.732	75.2	25.118	142.4	1:48.251	80.92	5.334	15:57:18.945
3 -	33.805	95.3	17.762	143.3	28.919	78.3	24.231	145.5	1:44.717	83.65	1.800	15:59:03.662
4 -	33.904	97.2	17.642	139.8	29.029	78.8	24.257	143.3	1:44.832	83.56	1.915	16:00:48.494
5 -	34.008	96.1	17.730	137.5	29.132	76.8	24.385	144.3	1:45.255	83.22	2.338	16:02:33.749
6 -	33.203	98.5	17.482	134.4	29.224	77.0	24.219	139.5	1:44.128	84.12	1.211	16:04:17.877
7 -	34.255	94.9	17.656	138.3	28.937	78.5	23.969	142.7	1:44.817	83.57	1.900	16:06:02.694
8 -	33.817	98.9	17.709	136.3	29.242	74.8	24.619	139.5	1:45.387	83.12	2.470	16:07:48.081
9 -	33.678	97.6	17.503	140.1	28.815	79.6	24.197	144.3	1:44.193	84.07	1.276	16:09:32.274
10 -	32.912	104.2	17.431	141.2	28.522	82.1	24.052	141.5	1:42.917 (1)	85.11		16:11:15.191
11 -	33.141	101.3	17.644	141.8	28.493	83.0	24.140	139.8	1:43.418 (3)	84.70	0.501	16:12:58.609
12 -	33.002	101.2	17.606	138.3	28.534	82.9	24.069	144.0	1:43.211 (2)	84.87	0.294	16:14:41.820

MCRCB BULLETIN TK227

2023 Bennetts British Superbike Championship - Round 6

2023 Pirelli National Superstock with Santander Consumer Finance

RACE 1 - SECTOR ANALYSIS



SECTOR 1 = FL to I1, SECTOR 2 = I1 to I2 SECTOR 3 = I2 to I3, SECTOR 4 = I3 to FL, DIFF = Difference To Personal Best Lap, P = Crossed Finish Line in Pit Lane, D = Time Disallowed

P19 25		Jorel BOERBOOM				Kawasaki - G&S Racing						
IDEAL LAP TIME : 1:43.228		BEST LAP TIME : 1:43.462				DIFFERENCE : 0.234						
LAP	SECTOR 1	SECTOR 2		SECTOR 3		SECTOR 4		LAP TIME	MPH	DIFF	TIME OF DAY	
1 -		87.1	18.636	128.0	29.948	72.9	24.978	139.2	1:56.020	75.50	12.558	15:55:28.180
2 -	34.883	95.5	17.844	129.0	29.713	74.8	24.768	140.3	1:47.208	81.70	3.746	15:57:15.388
3 -	34.293	91.6	17.926	127.8	29.240	74.3	24.508	144.6	1:45.967	82.66	2.505	15:59:01.355
4 -	33.995	97.9	17.720	133.1	29.324	75.6	24.306	144.9	1:45.345	83.15	1.883	16:00:46.700
5 -	33.931	95.7	17.577	133.6	29.332	76.6	24.237	143.7	1:45.077	83.36	1.615	16:02:31.777
6 -	33.756	96.1	17.892	132.3	29.190	73.9	24.582	143.3	1:45.420	83.09	1.958	16:04:17.197
7 -	33.645	99.1	17.616	127.5	29.024	77.5	24.456	142.4	1:44.741	83.63	1.279	16:06:01.938
8 -	33.877	96.8	17.813	124.9	29.245	74.6	24.593	143.0	1:45.528	83.00	2.066	16:07:47.466
9 -	33.479	97.2	17.805	126.3	29.114	78.3	24.286	141.5	1:44.684	83.67	1.222	16:09:32.150
10 -	33.556	100.3	17.424	133.1	28.722	78.7	24.207	143.7	1:43.909 (3)	84.30	0.447	16:11:16.059
11 -	33.382	98.3	17.590	133.4	28.759	81.6	24.002	142.4	1:43.733 (2)	84.44	0.271	16:12:59.792
12 -	33.286	101.6	17.497	136.3	28.516	81.5	24.163	139.5	1:43.462 (1)	84.66		16:14:43.254

P20 31		Sam COX				BMW - Sam Cox Racing with Armada Marine Cables						
IDEAL LAP TIME : 1:43.791		BEST LAP TIME : 1:44.446				DIFFERENCE : 0.655						
LAP	SECTOR 1	SECTOR 2		SECTOR 3		SECTOR 4		LAP TIME	MPH	DIFF	TIME OF DAY	
1 -		88.4	18.565	120.4	30.878	67.9	25.137	134.2	1:57.736	74.40	13.290	15:55:29.896
2 -	34.614	92.9	18.318	127.0	29.761	72.6	24.611	143.0	1:47.304	81.63	2.858	15:57:17.200
3 -	34.263	93.9	17.892	127.0	29.142	72.7	24.277	141.5	1:45.574	82.97	1.128	15:59:02.774
4 -	34.111	95.7	17.772	129.0	29.147	72.9	24.298	138.9	1:45.328	83.16	0.882	16:00:48.102
5 -	33.843	97.2	17.572	125.4	28.964	75.2	24.067	143.7	1:44.446 (1)	83.86		16:02:32.548
6 -	33.419	95.1	17.886	123.3	29.241	72.5	24.505	139.8	1:45.051 (3)	83.38	0.605	16:04:17.599
7 -	34.859	94.7	17.834	127.5	28.970	74.4	24.055	142.1	1:45.718	82.86	1.272	16:06:03.317
8 -	33.699	95.8	17.818	122.9	29.209	74.6	24.325	137.5	1:45.051 (3)	83.38	0.605	16:07:48.368
9 -	34.237	94.1	18.026	122.6	29.285	71.5	24.566	141.5	1:46.114	82.55	1.668	16:09:34.482
10 -	34.200	92.4	18.315	134.7	28.745	76.5	24.385	142.7	1:45.645	82.91	1.199	16:11:20.127
11 -	33.653	97.5	18.002	131.5	28.892	74.8	24.555	140.9	1:45.102	83.34	0.656	16:13:05.229
12 -	33.799	94.3	17.833	134.7	28.849	73.9	24.150	138.3	1:44.631 (2)	83.72	0.185	16:14:49.860

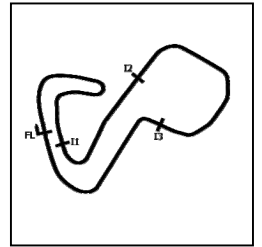
P21 26		Joe MOORE				Suzuki - Clearline Racing						
IDEAL LAP TIME : 1:43.955		BEST LAP TIME : 1:44.507				DIFFERENCE : 0.552						
LAP	SECTOR 1	SECTOR 2		SECTOR 3		SECTOR 4		LAP TIME	MPH	DIFF	TIME OF DAY	
1 -		84.0	19.267	122.4	30.211	72.5	25.111	138.9	1:56.505	75.18	11.998	15:55:28.665
2 -	34.671	96.5	18.085	129.3	29.891	72.5	24.782	140.1	1:47.429	81.54	2.922	15:57:16.094
3 -	34.440	96.0	18.158	125.9	29.307	73.4	24.461	143.0	1:46.366	82.35	1.859	15:59:02.460
4 -	33.903	99.7	17.830	128.5	29.190	72.7	24.425	143.0	1:45.348	83.15	0.841	16:00:47.808
5 -	33.546	100.0	17.820	133.1	29.701	73.5	24.683	141.5	1:45.750	82.83	1.243	16:02:33.558
6 -	33.760	96.5	17.633	137.7	28.966	73.9	24.154	140.3	1:44.513 (2)	83.81	0.006	16:04:18.071
7 -	34.575	94.5	17.835	131.0	29.090	75.0	23.995	140.9	1:45.495	83.03	0.988	16:06:03.566
8 -	33.704	92.9	17.881	130.8	29.257	73.9	24.482	141.2	1:45.324	83.17	0.817	16:07:48.890
9 -	33.975	91.9	17.970	129.3	29.419	73.3	24.429	138.9	1:45.793	82.80	1.286	16:09:34.683
10 -	34.259	94.2	18.315	134.4	28.830	77.4	24.320	142.1	1:45.724	82.85	1.217	16:11:20.407
11 -	33.640	99.8	17.881	131.8	28.982	74.9	24.505	140.3	1:45.008 (3)	83.42	0.501	16:13:05.415
12 -	33.770	94.5	17.961	130.5	28.810	73.5	23.966	142.1	1:44.507 (1)	83.82		16:14:49.922

MCRCB BULLETIN TK227

2023 Bennetts British Superbike Championship - Round 6

2023 Pirelli National Superstock with Santander Consumer Finance

RACE 1 - SECTOR ANALYSIS



SECTOR 1 = FL to I1, SECTOR 2 = I1 to I2 SECTOR 3 = I2 to I3, SECTOR 4 = I3 to FL, DIFF = Difference To Personal Best Lap, P = Crossed Finish Line in Pit Lane, D = Time Disallowed

P22 96		Kieran SMITH						Honda - Corkie Racing				
IDEAL LAP TIME : 1:43.556		BEST LAP TIME : 1:43.563						DIFFERENCE : 0.007				
LAP	SECTOR 1	SECTOR 2		SECTOR 3		SECTOR 4		LAP TIME	MPH	DIFF	TIME OF DAY	
1 -		89.8	18.541	119.6	29.692	74.0	24.760	136.6	1:54.580	76.45	11.017	15:55:26.740
2 -	35.155	90.9	18.234	135.2	29.782	71.6	25.036	146.5	1:48.207	80.95	4.644	15:57:14.947
3 -	34.439	90.3	17.998	131.8	28.963	74.3	24.527	147.8	1:45.927	82.69	2.364	15:59:00.874
4 -	33.757	94.6	17.895	128.5	29.232	75.4	24.189	147.4	1:45.073 (2)	83.36	1.510	16:00:45.947
5 -	33.328	96.8	17.680	134.4	28.359	77.1	24.196	147.1	1:43.563 (1)	84.58		16:02:29.510
6 -	33.668	94.6	17.708	136.9	29.368	75.4	24.699	140.6	1:45.443 (3)	83.07	1.880	16:04:14.953
7 -	34.418	91.9	18.346	124.2	29.306	73.6	24.656	144.3	1:46.726	82.07	3.163	16:06:01.679
8 -	33.712	91.3	17.964	128.0	29.296	76.5	24.814	140.6	1:45.786	82.80	2.223	16:07:47.465
9 -	34.526	96.0	18.070	124.7	29.397	75.8	24.685	144.6	1:46.678	82.11	3.115	16:09:34.143
10 -	34.409	90.6	18.716	125.9	30.298	73.0	25.094	139.8	1:48.517	80.72	4.954	16:11:22.660
11 -	34.326	95.1	18.325	125.2	29.530	73.8	24.969	141.5	1:47.150	81.75	3.587	16:13:09.810
12 -	34.729	92.0	18.611	122.0	30.384	70.6	26.039	128.5	1:49.763	79.80	6.200	16:14:59.573

P23 80		Callum BEY						Suzuki - FilterLogic by EightZero Racing				
IDEAL LAP TIME : 1:44.919		BEST LAP TIME : 1:44.919						DIFFERENCE : 0.000				
LAP	SECTOR 1	SECTOR 2		SECTOR 3		SECTOR 4		LAP TIME	MPH	DIFF	TIME OF DAY	
1 -		87.6	19.313	121.3	30.525	73.5	25.773	132.6	1:57.631	74.46	12.712	15:55:29.791
2 -	35.350	94.6	18.349	131.0	29.885	75.4	25.394	133.9	1:48.978	80.38	4.059	15:57:18.769
3 -	35.250	94.3	18.215	134.7	29.466	77.6	24.819	132.3	1:47.750	81.29	2.831	15:59:06.519
4 -	34.468	96.5	17.811	136.1	29.260	78.7	24.897	137.5	1:46.436	82.30	1.517	16:00:52.955
5 -	34.162	97.3	18.036	135.5	29.490	78.1	25.357	136.1	1:47.045	81.83	2.126	16:02:40.000
6 -	34.171	97.6	17.862	132.6	29.168	78.5	24.714	137.7	1:45.915 (2)	82.70	0.996	16:04:25.915
7 -	33.717	99.5	17.686	137.5	28.851	79.3	24.665	140.1	1:44.919 (1)	83.49		16:06:10.834
8 -	34.063	98.6	18.151	136.6	29.024	79.9	24.843	135.5	1:46.081 (3)	82.57	1.162	16:07:56.915
9 -	33.950	99.1	18.116	137.5	29.195	72.2	24.951	138.9	1:46.212	82.47	1.293	16:09:43.127
10 -	34.643	91.9	18.294	133.9	29.056	77.0	24.790	130.5	1:46.783	82.03	1.864	16:11:29.910
11 -	35.646	97.5	18.159	138.0	30.096	75.4	24.908	130.3	1:48.809	80.50	3.890	16:13:18.719

P24 33		Connor THOMSON						Kawasaki - Sound Advice Hearing Racing				
IDEAL LAP TIME : 1:44.159		BEST LAP TIME : 1:44.688						DIFFERENCE : 0.529				
LAP	SECTOR 1	SECTOR 2		SECTOR 3		SECTOR 4		LAP TIME	MPH	DIFF	TIME OF DAY	
1 -		92.9	18.942	133.4	29.661	74.6	25.007	135.0	1:55.534	75.82	10.846	15:55:27.694
2 -	35.004	100.9	18.254	129.0	29.916	76.8	24.791	139.2	1:47.965	81.13	3.277	15:57:15.659
3 -	34.357	99.2	18.016	135.0	29.035	77.3	24.544	142.1	1:45.952	82.67	1.264	15:59:01.611
4 -	33.988	103.4	17.882	136.3	29.072	77.0	24.328	143.0	1:45.270	83.21	0.582	16:00:46.881
5 -	33.558	103.4	17.741	138.6	28.986	81.7	24.403	142.1	1:44.688 (1)	83.67		16:02:31.569
6 -	33.728	101.8	18.230	132.3	29.400	77.3	24.568	136.9	1:45.926	82.69	1.238	16:04:17.495
7 -	34.056	100.9	17.928	139.2	29.331	78.8	24.246	137.7	1:45.561	82.98	0.873	16:06:03.056
8 -	33.489	99.5	18.101	128.0	28.779	78.7	24.361	138.3	1:44.730 (2)	83.64	0.042	16:07:47.786
9 -	34.636	99.1	17.974	133.4	29.292	75.3	IN PIT		2:02.732 P	71.37	18.044	16:09:50.518
10 -	OUTLAP	96.9	18.341	130.8	29.256	78.4	24.150	140.3	1:45.275	83.20	0.587	16:11:35.793
11 -	33.589	99.7	18.318	132.1	29.078	78.3	24.230	133.9	1:45.215 (3)	83.25	0.527	16:13:21.008

P25 27		Max SYMONDS						Yamaha - Symonds Racing				
IDEAL LAP TIME : 1:45.645		BEST LAP TIME : 1:45.911						DIFFERENCE : 0.266				
LAP	SECTOR 1	SECTOR 2		SECTOR 3		SECTOR 4		LAP TIME	MPH	DIFF	TIME OF DAY	
1 -		89.1	19.171	121.3	31.026	65.7	25.606	140.6	1:58.620	73.84	12.709	15:55:30.780
2 -	35.650	95.1	18.723	134.2	29.892	73.1	24.760	138.9	1:49.025	80.34	3.114	15:57:19.805
3 -	34.638	90.9	18.421	132.8	29.699	76.7	24.608	141.2	1:47.366	81.58	1.455	15:59:07.171
4 -	34.693	96.9	18.112	135.2	29.563	76.6	24.503	143.3	1:46.871	81.96	0.960	16:00:54.042
5 -	34.069	94.1	18.234	132.6	29.759	75.9	24.755	140.3	1:46.817	82.00	0.906	16:02:40.859
6 -	33.933	96.8	18.208	132.8	29.373	77.3	24.397	142.1	1:45.911 (1)	82.70		16:04:26.770
7 -	34.015	97.9	18.039	136.3	29.276	77.2	24.609	141.8	1:45.939 (2)	82.68	0.028	16:06:12.709
8 -	34.213	98.3	18.202	136.1	29.367	76.6	24.920	140.3	1:46.702 (3)	82.09	0.791	16:07:59.411
9 -	34.447	96.2	18.328	133.4	29.887	76.1	25.219	141.5	1:47.881	81.19	1.970	16:09:47.292
10 -	34.520	96.6	18.487	131.8	29.883	74.8	24.870	139.5	1:47.760	81.29	1.849	16:11:35.052
11 -	34.883	94.1	18.678	128.5	30.376	70.7	25.340	129.0	1:49.277	80.16	3.366	16:13:24.329

MCRCB BULLETIN TK227

2023 Bennetts British Superbike Championship - Round 6

2023 Pirelli National Superstock with Santander Consumer Finance

RACE 1 - SECTOR ANALYSIS



SECTOR 1 = FL to I1, SECTOR 2 = I1 to I2 SECTOR 3 = I2 to I3, SECTOR 4 = I3 to FL, DIFF = Difference To Personal Best Lap, P = Crossed Finish Line in Pit Lane, D = Time Disallowed

P26 57		Richard WHITE				BMW - Trackdudes powered by Hilltop Motorcycles						
IDEAL LAP TIME : 1:45.165		BEST LAP TIME : 1:45.297				DIFFERENCE : 0.132						
LAP	SECTOR 1	SECTOR 2		SECTOR 3		SECTOR 4		LAP TIME	MPH	DIFF	TIME OF DAY	
1 -		87.3	18.417	126.1	29.581	76.4	24.375	141.8	1:53.523	77.16	8.226	15:55:25.683
2 -	34.125	95.4	18.359	138.3	29.404	73.8	24.757	142.7	1:46.645	82.14	1.348	15:57:12.328
3 -	34.181	100.1	17.888	139.8	29.318	73.9	24.387	143.3	1:45.774 (2)	82.81	0.477	15:58:58.102
4 -	34.224	100.7	17.859	135.8	29.056	74.7	24.158	143.3	1:45.297 (1)	83.19		16:00:43.399
5 -	34.155	97.9	17.826	136.9	29.305	73.1	24.837	139.8	1:46.123 (3)	82.54	0.826	16:02:29.522
6 -	34.623	100.9	18.777	132.6	29.519	73.5	24.664	138.0	1:47.583	81.42	2.286	16:04:17.105
7 -	36.485	93.8	18.178	138.3	29.883	75.0	25.080	136.3	1:49.626	79.90	4.329	16:06:06.731
8 -	35.337	97.9	18.077	133.1	29.291	76.7	25.326	136.6	1:48.031	81.08	2.734	16:07:54.762
9 -	34.950	105.0	18.742	132.8	29.668	74.7	24.625	141.5	1:47.985	81.12	2.688	16:09:42.747
10 -	34.727	100.1	18.106	134.7	29.216	79.0	24.407	140.6	1:46.456	82.28	1.159	16:11:29.203
11 -	35.678	107.0	18.226	139.5	36.752	61.6	25.849	132.3	1:56.505	75.18	11.208	16:13:25.708

P27 61		Scott McFARLANE				Suzuki - True Heroes Racing						
IDEAL LAP TIME : 1:48.328		BEST LAP TIME : 1:48.591				DIFFERENCE : 0.263						
LAP	SECTOR 1	SECTOR 2		SECTOR 3		SECTOR 4		LAP TIME	MPH	DIFF	TIME OF DAY	
1 -		85.2	19.267	125.2	30.649	69.0	25.810	129.5	1:59.548	73.27	10.957	15:55:31.708
2 -	35.884	89.7	18.667	127.5	30.122	71.6	25.463	128.8	1:50.136	79.53	1.545	15:57:21.844
3 -	35.664	90.9	18.551	124.9	30.682	69.8	25.435	129.3	1:50.332	79.39	1.741	15:59:12.176
4 -	35.438	93.0	18.874	121.3	30.565	69.8	25.436	128.8	1:50.313	79.40	1.722	16:01:02.489
5 -	35.419	89.3	18.624	116.7	30.690	70.1	25.214	126.3	1:49.947	79.67	1.356	16:02:52.436
6 -	35.171	92.5	18.376	124.5	30.374	71.6	25.350	128.3	1:49.271 (2)	80.16	0.680	16:04:41.707
7 -	35.604	91.8	18.716	118.7	30.743	73.2	25.279	129.0	1:50.342	79.38	1.751	16:06:32.049
8 -	35.360	91.4	18.538	120.6	30.113	71.6	25.535	118.3	1:49.546 (3)	79.96	0.955	16:08:21.595
9 -	36.514	85.3	18.884	122.6	29.956	73.9	25.111	126.3	1:50.465	79.29	1.874	16:10:12.060
10 -	34.935	92.8	18.434	125.6	30.161	71.6	25.061	130.5	1:48.591 (1)	80.66		16:12:00.651
11 -	35.060	92.6	18.980	122.0	30.392	74.3	25.734	121.3	1:50.166	79.51	1.575	16:13:50.817

P28 30		Phil ROOKE				Kawasaki - Fly a Spitfire Racing						
IDEAL LAP TIME : 1:51.046		BEST LAP TIME : 1:51.260				DIFFERENCE : 0.214						
LAP	SECTOR 1	SECTOR 2		SECTOR 3		SECTOR 4		LAP TIME	MPH	DIFF	TIME OF DAY	
1 -		78.8	19.730	120.0	31.535	65.6	27.069	126.6	2:02.458	71.53	11.198	15:55:34.618
2 -	37.126	87.6	19.051	117.9	32.308	63.9	27.244	124.9	1:55.729	75.69	4.469	15:57:30.347
3 -	36.958	87.8	19.263	115.7	31.930	64.2	26.657	130.3	1:54.808	76.29	3.548	15:59:25.155
4 -	35.924	84.6	19.474	117.1	31.144	66.7	26.386	136.1	1:52.928	77.57	1.668	16:01:18.083
5 -	36.005	87.4	19.296	112.5	31.221	65.3	26.525	132.8	1:53.047	77.48	1.787	16:03:11.130
6 -	35.758	85.9	19.223	118.1	30.792	66.0	26.273	134.4	1:52.046 (3)	78.18	0.786	16:05:03.176
7 -	36.240	77.1	22.722	120.4	30.761	67.3	26.462	127.0	1:56.185	75.39	4.925	16:06:59.361
8 -	35.529	88.3	19.114	121.7	30.460	67.5	26.157	131.0	1:51.260 (1)	78.73		16:08:50.621
9 -	35.523	85.8	19.517	118.3	30.595	66.6	26.012	135.0	1:51.647 (2)	78.46	0.387	16:10:42.268
10 -	35.890	86.9	19.351	121.1	30.655	69.1	26.249	129.0	1:52.145	78.11	0.885	16:12:34.413
11 -	36.202	89.5	19.300	125.2	30.655	69.7	26.145	133.6	1:52.302	78.00	1.042	16:14:26.715

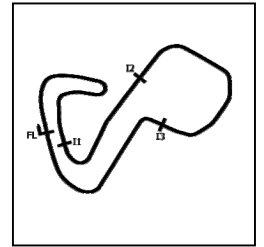
P29 4		Dan LINFOOT				Honda - Optimum Bikes Racing Ltd						
IDEAL LAP TIME : 1:39.140		BEST LAP TIME : 1:39.276				DIFFERENCE : 0.136						
LAP	SECTOR 1	SECTOR 2		SECTOR 3		SECTOR 4		LAP TIME	MPH	DIFF	TIME OF DAY	
1 -		100.0	17.573	134.7	27.826	77.5	24.104	146.2	1:47.850	81.22	8.574	15:55:20.010
2 -	33.434	101.0	17.266	142.1	27.325	80.2	23.721	147.8	1:41.746	86.09	2.470	15:57:01.756
3 -	32.748	104.5	17.059	147.1	26.891	82.9	23.271	148.1	1:39.969 (3)	87.62	0.693	15:58:41.725
4 -	32.301	110.3	17.368	143.7	26.999	80.1	23.322	149.1	1:39.990	87.60	0.714	16:00:21.715
5 -	32.654	104.0	16.972	144.0	26.910	81.8	23.465	149.1	1:40.001	87.59	0.725	16:02:01.716
6 -	32.313	103.8	16.871	145.5	26.735	83.4	23.357	148.4	1:39.276 (1)	88.23		16:03:40.992
7 -	32.263	105.6	17.119	149.4	26.777	82.2	23.315	149.4	1:39.474 (2)	88.06	0.198	16:05:20.466

MCRCB BULLETIN TK227

2023 Bennetts British Superbike Championship - Round 6

2023 Pirelli National Superstock with Santander Consumer Finance

RACE 1 - SECTOR ANALYSIS



SECTOR 1 = FL to I1, SECTOR 2 = I1 to I2 SECTOR 3 = I2 to I3, SECTOR 4 = I3 to FL, DIFF = Difference To Personal Best Lap, P = Crossed Finish Line in Pit Lane, D = Time Disallowed

P30 79		Jason BURRILL				BMW - Burrill Racing						
IDEAL LAP TIME : 1:52.198		BEST LAP TIME : 1:52.371				DIFFERENCE : 0.173						
LAP	SECTOR 1	SECTOR 2		SECTOR 3		SECTOR 4		LAP TIME	MPH	DIFF	TIME OF DAY	
1 -		80.5	19.906	109.8	32.107	67.5	26.553	123.1	2:02.913	71.26	10.542	15:55:35.073
2 -	37.161	85.5	19.023	107.5	32.693	64.9	26.746	119.4	1:55.623	75.76	3.252	15:57:30.696
3 -	37.116	83.4	19.246	107.8	32.366	65.0	26.179	118.5	1:54.907	76.23	2.536	15:59:25.603
4 -	36.520	84.4	18.940	108.7	31.870	67.3	25.962	124.9	1:53.292 (3)	77.32	0.921	16:01:18.895
5 -	36.009	88.3	18.936	104.3	31.911	68.6	25.975	118.7	1:52.831 (2)	77.63	0.460	16:03:11.726
6 -	35.948	85.8	18.917	105.8	31.371	69.3	26.135	124.5	1:52.371 (1)	77.95		16:05:04.097
7 -	39.057	78.8	19.568	108.0	31.814	66.1	27.580	116.9	1:58.019	74.22	5.648	16:07:02.116

MCRCB BULLETIN TK228

2023 Bennetts British Superbike Championship - Round 6

2023 Pirelli National Superstock with Santander Consumer Finance

RACE 1 - BEST SECTORS

SECTOR 1				SECTOR 2				SECTOR 3				SECTOR 4				IDEAL / BEST COMPARISON			
POS	NO	NAME	TIME	NO	NAME	TIME	NO	NAME	TIME	NO	NAME	TIME	POS	NO	NAME	IDEAL	BEST	DIFF	
															PERFECT LAP	1:36.312			
1	19	TALBOT	30.992	34	SEELEY	16.479	34	SEELEY	26.133	34	SEELEY	22.708	1	34	SEELEY	1:36.366	1:36.773	0.407	
2	34	SEELEY	31.046	3	McCONNNE	16.571	3	McCONNNE	26.457	19	TALBOT	22.853	2	19	TALBOT	1:37.055	1:37.124	0.069	
3	3	McCONNNE	31.191	19	TALBOT	16.631	19	TALBOT	26.579	3	McCONNNE	22.903	3	3	McCONNELL	1:37.122	1:37.381	0.259	
4	5	KERR	31.600	8	ROLLO	16.738	75	OLSEN	26.625	5	KERR	23.056	4	5	KERR	1:38.550	1:38.839	0.289	
5	99	LUXTON	31.931	5	KERR	16.784	4	LINFOOT	26.735	8	ROLLO	23.155	5	4	LINFOOT	1:39.140	1:39.276	0.136	
6	40	FRANCIS	31.956	4	LINFOOT	16.871	40	FRANCIS	27.029	75	OLSEN	23.249	6	8	ROLLO	1:39.148	1:39.148	0.000	
7	8	ROLLO	31.973	55	BEECH	17.011	5	KERR	27.110	4	LINFOOT	23.271	7	75	OLSEN	1:39.375	1:40.317	0.942	
8	11	REID	32.117	99	LUXTON	17.018	12	HEDGER	27.113	12	HEDGER	23.344	8	40	FRANCIS	1:39.756	1:39.845	0.089	
9	75	OLSEN	32.175	12	HEDGER	17.090	55	BEECH	27.234	55	BEECH	23.432	9	99	LUXTON	1:39.813	1:40.035	0.222	
10	55	BEECH	32.255	40	FRANCIS	17.102	51	ELLIOTT	27.279	99	LUXTON	23.436	10	55	BEECH	1:39.932	1:40.446	0.514	
11	4	LINFOOT	32.263	11	REID	17.153	8	ROLLO	27.282	11	REID	23.470	11	12	HEDGER	1:40.155	1:40.284	0.129	
12	37	HILLIER	32.322	37	HILLIER	17.183	99	LUXTON	27.428	18	WINFIEL	23.484	12	11	REID	1:40.505	1:40.686	0.181	
13	51	ELLIOTT	32.348	75	OLSEN	17.326	37	HILLIER	27.712	51	ELLIOTT	23.506	13	51	ELLIOTT	1:40.613	1:40.994	0.381	
14	10	SHELDON	32.599	23	ALLINGH	17.353	11	REID	27.765	24	CUMMINS	23.544	14	37	HILLIER	1:40.871	1:41.216	0.345	
15	12	HEDGER	32.608	18	WINFIEL	17.357	10	SHELDON	27.803	37	HILLIER	23.654	15	18	WINFIELD	1:41.617	1:41.967	0.350	
16	24	CUMMINS	32.818	24	CUMMINS	17.385	18	WINFIEL	27.824	40	FRANCIS	23.669	16	10	SHELDON-SHAW	1:41.828	1:42.263	0.435	
17	23	ALLINGH	32.871	25	BOERBOO	17.424	23	ALLINGH	27.909	23	ALLINGH	23.729	17	23	ALLINGHAM	1:41.862	1:42.310	0.448	
18	39	MORGAN	32.912	39	MORGAN	17.431	24	CUMMINS	28.128	10	SHELDON	23.841	18	24	CUMMINS	1:41.875	1:42.020	0.145	
19	18	WINFIEL	32.952	51	ELLIOTT	17.480	96	SMITH	28.359	26	MOORE	23.966	19	39	MORGAN	1:42.805	1:42.917	0.112	
20	25	BOERBOO	33.286	31	COX	17.572	39	MORGAN	28.493	39	MORGAN	23.969	20	25	BOERBOOM	1:43.228	1:43.462	0.234	
21	96	SMITH	33.328	10	SHELDON	17.585	25	BOERBOO	28.516	25	BOERBOO	24.002	21	96	SMITH	1:43.556	1:43.563	0.007	
22	31	COX	33.419	26	MOORE	17.633	31	COX	28.745	31	COX	24.055	22	31	COX	1:43.791	1:44.446	0.655	
23	33	THOMSON	33.489	96	SMITH	17.680	33	THOMSON	28.779	33	THOMSON	24.150	23	26	MOORE	1:43.955	1:44.507	0.552	
24	26	MOORE	33.546	80	BEY	17.686	26	MOORE	28.810	57	WHITE	24.158	24	33	THOMSON	1:44.159	1:44.688	0.529	
25	80	BEY	33.717	33	THOMSON	17.741	80	BEY	28.851	96	SMITH	24.189	25	80	BEY	1:44.919	1:44.919	0.000	
26	27	SYMONDS	33.933	57	WHITE	17.826	57	WHITE	29.056	27	SYMONDS	24.397	26	57	WHITE	1:45.165	1:45.297	0.132	
27	57	WHITE	34.125	27	SYMONDS	18.039	27	SYMONDS	29.276	80	BEY	24.665	27	27	SYMONDS	1:45.645	1:45.911	0.266	
28	61	McFARLA	34.935	61	McFARLA	18.376	17	WHELAN	29.348	61	McFARLA	25.061	28	61	McFARLANE	1:48.328	1:48.591	0.263	
29	30	ROOKE	35.523	17	WHELAN	18.721	61	McFARLA	29.956	79	BURRILL	25.962	29	30	ROOKE	1:51.046	1:51.260	0.214	
30	79	BURRILL	35.948	79	BURRILL	18.917	30	ROOKE	30.460	30	ROOKE	26.012	30	79	BURRILL	1:52.198	1:52.371	0.173	
31				30	ROOKE	19.051	79	BURRILL	31.371										

MCRCB BULLETIN TK229**2023 Bennetts British Superbike Championship - Round 6****2023 Pirelli National Superstock with Santander Consumer Finance****RACE 1 - BEST SPEEDS**

POS	INTERMEDIATE 1			INTERMEDIATE 2			INTERMEDIATE 3			FINISH LINE		
	NO	NAME	MPH	NO	NAME	MPH	NO	NAME	MPH	NO	NAME	MPH
1	19	TALBOT	113.3	3	McCONNELL	153.5	19	TALBOT	88.6	34	SEELEY	152.5
2	3	McCONNELL	111.6	19	TALBOT	150.1	34	SEELEY	87.7	3	McCONNELL	151.4
3	4	LINFOOT	110.3	34	SEELEY	149.7	3	McCONNELL	86.8	5	KERR	151.1
4	5	KERR	110.1	4	LINFOOT	149.4	4	LINFOOT	86.2	19	TALBOT	150.4
5	55	BEECH	109.8	8	ROLLO	148.7	75	OLSEN	86.0	4	LINFOOT	149.4
6	34	SEELEY	109.4	5	KERR	147.8	5	KERR	85.9	37	HILLIER	149.1
7	8	ROLLO	108.2	10	SHELDON-SHAW	147.1	55	BEECH	84.3	75	OLSEN	149.1
8	57	WHITE	107.0	37	HILLIER	146.2	8	ROLLO	83.4	8	ROLLO	148.1
9	40	FRANCIS	106.6	40	FRANCIS	145.2	10	SHELDON-SHAW	83.4	11	REID	147.8
10	37	HILLIER	104.6	75	OLSEN	144.6	51	ELLIOTT	83.3	55	BEECH	147.8
11	10	SHELDON-SHAW	104.5	12	HEDGER	143.7	11	REID	83.2	96	SMITH	147.8
12	24	CUMMINS	104.3	39	MORGAN	143.3	39	MORGAN	83.0	12	HEDGER	147.4
13	39	MORGAN	104.2	55	BEECH	142.4	40	FRANCIS	82.9	24	CUMMINS	147.1
14	12	HEDGER	103.8	24	CUMMINS	142.1	37	HILLIER	82.6	99	LUXTON	146.2
15	51	ELLIOTT	103.4	99	LUXTON	141.2	99	LUXTON	82.0	40	FRANCIS	145.5
16	33	THOMSON	103.4	51	ELLIOTT	140.3	33	THOMSON	81.7	39	MORGAN	145.5
17	11	REID	103.0	57	WHITE	139.8	25	BOERBOOM	81.6	18	WINFIELD	145.2
18	99	LUXTON	102.1	23	ALLINGHAM	139.2	12	HEDGER	81.5	23	ALLINGHAM	144.9
19	75	OLSEN	102.1	33	THOMSON	139.2	18	WINFIELD	81.4	25	BOERBOOM	144.9
20	25	BOERBOOM	101.6	11	REID	138.0	80	BEY	79.9	51	ELLIOTT	144.3
21	23	ALLINGHAM	100.9	80	BEY	138.0	23	ALLINGHAM	79.7	31	COX	143.7
22	26	MOORE	100.0	26	MOORE	137.7	57	WHITE	79.0	27	SYMONDS	143.3
23	18	WINFIELD	99.5	18	WINFIELD	137.5	24	CUMMINS	78.6	57	WHITE	143.3
24	80	BEY	99.5	96	SMITH	136.9	26	MOORE	77.4	26	MOORE	143.0
25	27	SYMONDS	98.3	25	BOERBOOM	136.3	27	SYMONDS	77.3	33	THOMSON	143.0
26	31	COX	97.5	27	SYMONDS	136.3	96	SMITH	77.1	10	SHELDON-SHAW	142.4
27	96	SMITH	96.8	31	COX	134.7	31	COX	76.5	80	BEY	140.1
28	61	McFARLANE	93.0	61	McFARLANE	127.5	61	McFARLANE	74.3	30	ROOKE	136.1
29	17	WHELAN	90.5	17	WHELAN	126.8	17	WHELAN	74.2	61	McFARLANE	130.5
30	30	ROOKE	89.5	30	ROOKE	125.2	30	ROOKE	69.7	79	BURRILL	124.9
31	79	BURRILL	88.3	79	BURRILL	109.8	79	BURRILL	69.3			

MCRCB BULLETIN TK230**2023 Bennetts British Superbike Championship - Round 6****2023 Pirelli National Superstock with Santander Consumer Finance****RACE 1 - FASTEST LAP CLASSIFICATION**

POS	RACE POS	NO	NAME	NAT	ENTRY	BEST	ON
1	1	34	Alastair SEELEY	GBR	BMW - SYNETIQ BMW Motorrad	1:36.773	7
2	2	19	Joe TALBOT	GBR	Honda - JR Performance Racing	1:37.124	9
3	3	3	Billy McCONNELL	AUS	Honda - C&L Fairburn Properties Jackson Racing	1:37.381	9
4	4	5	Richard KERR	IRL	Honda - AMD Motorsport	1:38.839	4
5	5	8	Lewis ROLLO	GBR	Aprilia - IN Competition / Aprilia	1:39.148	4
6	29	4	Dan LINFOOT	GBR	Honda - Optimum Bikes Racing Ltd	1:39.276	6
7	6	40	Joe FRANCIS	GBR	Kawasaki - STAUFF Fluid Power / GR Motosport	1:39.845	8
8	7	99	Ben LUXTON	GBR	Honda - Ben Luxton Racing	1:40.035	11
9	8	12	Luke HEDGER	GBR	Kawasaki - MAD Racing	1:40.284	8
10	11	75	Alex OLSEN	GBR	Honda - Cumins by Team IWR Honda	1:40.317	9
11	13	55	Ash BEECH	GBR	Honda - Jones Dorling Racing	1:40.446	4
12	12	11	Simon REID	GBR	Honda - C&L Fairburn Properties Jackson Racing	1:40.686	12
13	10	51	Brayden ELLIOTT	AUS	Kawasaki - DAO Racing	1:40.994	6
14	9	37	James HILLIER	GBR	Yamaha - LAMI OMG Racing Yamaha	1:41.216	6
15	14	18	Shaun WINFIELD	GBR	Honda - TAG Racing	1:41.967	10
16	17	24	Conor CUMMINS	GBR	Honda - Milenco by Padgetts Motorcycles	1:42.020	12
17	15	10	Joe SHELDON-SHAW	GBR	Kawasaki - Team SBR Kawasaki	1:42.263	9
18	16	23	David ALLINGHAM	GBR	Honda - SMS Racing	1:42.310	11
19	18	39	Max MORGAN	GBR	Kawasaki - MSS Performance	1:42.917	10
20	19	25	Jorel BOERBOOM	NLD	Kawasaki - G&S Racing	1:43.462	12
21	22	96	Kieran SMITH	GBR	Honda - Corkie Racing	1:43.563	5
22	20	31	Sam COX	GBR	BMW - Sam Cox Racing with Armada Marine Cables	1:44.446	5
23	21	26	Joe MOORE	GBR	Suzuki - Clearline Racing	1:44.507	12
24	24	33	Connor THOMSON	GBR	Kawasaki - Sound Advice Hearing Racing	1:44.688	5
25	23	80	Callum BEY	GBR	Suzuki - FilterLogic by EightZero Racing	1:44.919	7
26	26	57	Richard WHITE	GBR	BMW - Trackdudes powered by Hilltop Motorcycles	1:45.297	4
27	25	27	Max SYMONDS	GBR	Yamaha - Symonds Racing	1:45.911	6
28	27	61	Scott McFARLANE	GBR	Suzuki - True Heroes Racing	1:48.591	10
29	28	30	Phil ROOKE	GBR	Kawasaki - Fly a Spitfire Racing	1:51.260	8
30	30	79	Jason BURRILL	GBR	BMW - Burrill Racing	1:52.371	6

MCRCB BULLETIN TK231

2023 Bennetts British Superbike Championship - Round 6

2023 Pirelli National Superstock with Santander Consumer Finance

RACE 1 - STATISTICS

Competitors Started	31
Planned Start	2023-07-22 @ 15:50:00.000
Actual Start	2023-07-22 @ 15:53:32.159
Finish Time	2023-07-22 @ 16:13:16.030
Track Length	2.4332mi.
Total Laps	344
Total Distance Covered	837.0516mi.

Session Fastest Lap History

NO	NAME	LAP TIME	TIME OF DAY	LAP	VEHICLE
19	Joe TALBOT	1:39.984	15:56:58.547	2	Honda
19	Joe TALBOT	1:38.800	15:58:37.347	3	Honda
19	Joe TALBOT	1:38.135	16:00:15.482	4	Honda
34	Alastair SEELEY	1:37.853	16:00:16.995	4	BMW
19	Joe TALBOT	1:37.680	16:01:53.162	5	Honda
34	Alastair SEELEY	1:37.467	16:01:54.462	5	BMW
34	Alastair SEELEY	1:37.006	16:03:31.468	6	BMW
34	Alastair SEELEY	1:36.773	16:05:08.241	7	BMW

Session Leader History

NO	NAME	FROM LAP	LAPS LED	DISTANCE	VEHICLE
34	Alastair SEELEY	1	1	2.43 miles	BMW
19	Joe TALBOT	2	5	12.16 miles	Honda
34	Alastair SEELEY	7	6	14.59 miles	BMW

Flag History

TYPE	TIME OF DAY
GREEN	15:53:32.159
FINISH	16:13:16.030

Flag Statistics

TYPE	COUNT	TOTAL LAPS	TOTAL TIME
Green	1	12	23:09.608
Red	0	0	0.000
Safety Car	0	0	0.000
FCY	0	0	0.000

MCRCB BULLETIN TK232

2023 Bennetts British Superbike Championship - Round 6

2023 Pirelli National Superstock with Santander Consumer Finance

RACE 1 - SESSION NOTES

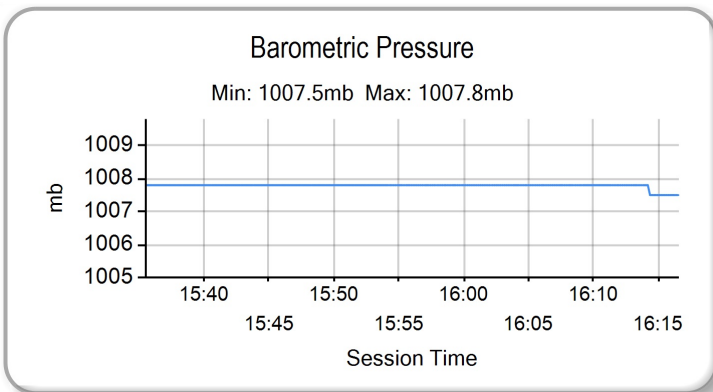
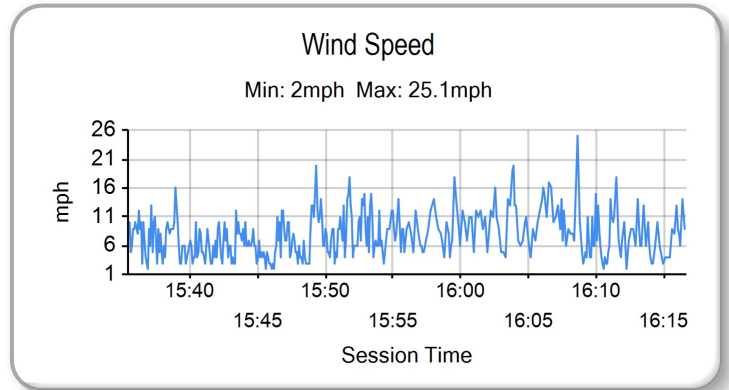
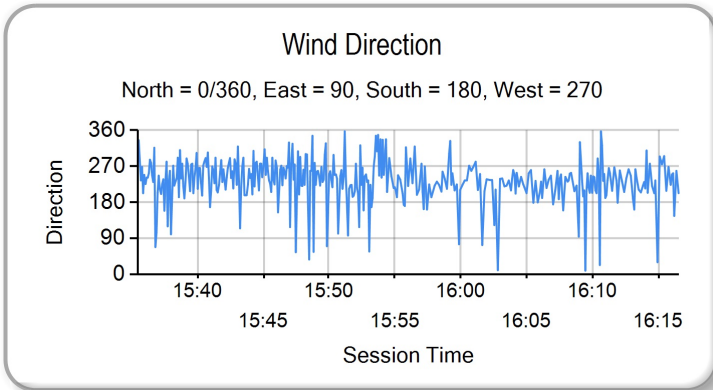
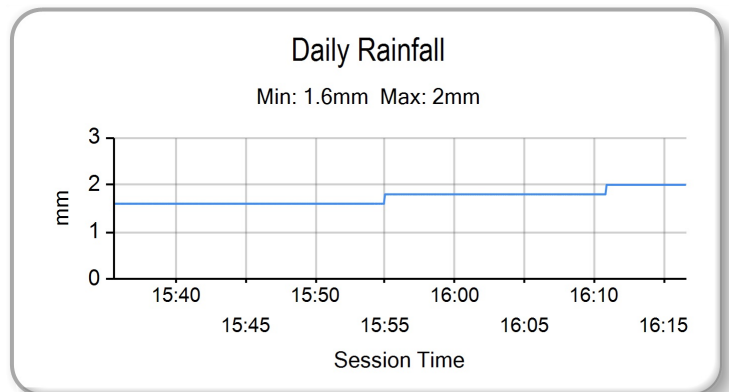
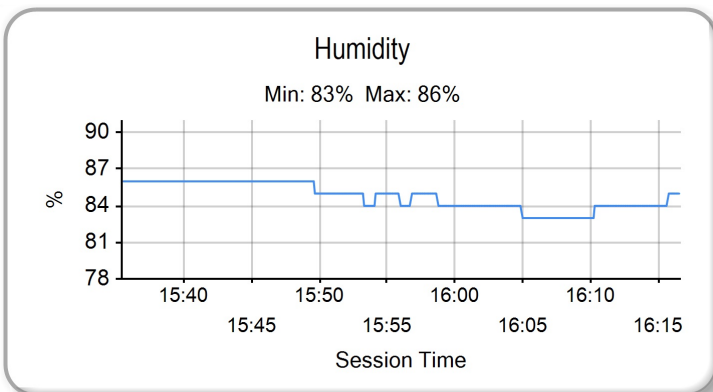
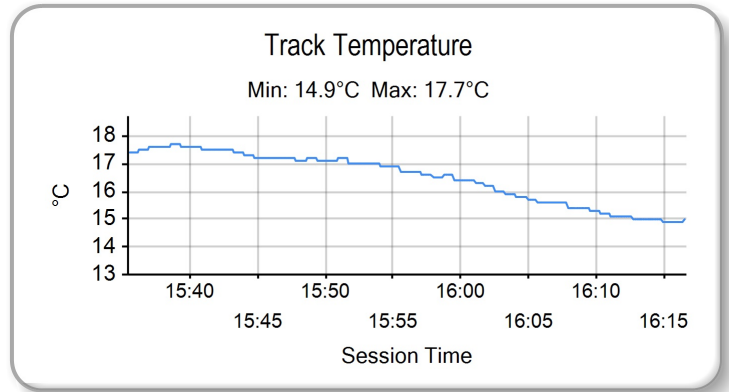
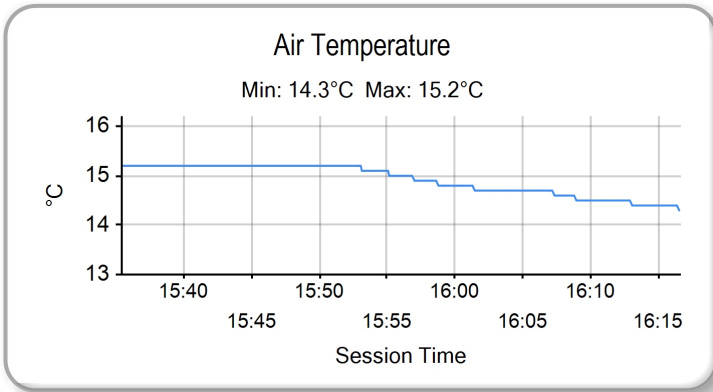
TIME	MESSAGE
15:38:03	PITLANE OPEN
15:41:10	EXTENDED SIGHTING LAPS PERIOD 15:38 - 15:46 - RACE DISTANCE 12 LAPS
15:41:59	PITLANE OPEN
15:46:00	PITLANE CLOSED
15:46:05	5 MINUTES TO WARM UP LAP
15:48:05	3 MINUTES TO WARM UP LAP
15:50:04	1 MINUTE TO WARM UP LAP
15:50:32	30 SECONDS TO WARM UP LAP
15:50:45	GREEN FLAG - WARM UP LAP
15:52:43	RACE START
15:55:42	NO. 17 FALLER AT CLARK CURVE - RIDER OK
15:56:14	RIDE THROUGH PENALTY NO. 75
15:56:18	JUMP START
16:00:52	RIDE THROUGH PENALTY NO. 55
16:05:39	RIDE THROUGH PENALTY NO. 33
16:06:55	TWO THIRDS DISTANCE COMPLETED
16:07:10	RIDE THROUGH PENALTY NO. 33
16:08:04	NO. 4 FALLER AT CLEARWAYS - RIDER OK
16:08:10	JUMP START
16:09:49	NO. 79 ENTERED PITS
16:15:17	BSS: EXTENDED SIGHTING LAPS PERIOD 16:23 - 16:31
16:15:26	BSS/GP2: EXTENDED SIGHTING LAPS PERIOD 16:23 - 16:31

MCRCB BULLETIN TK233

2023 Bennetts British Superbike Championship - Round 6

2023 Pirelli National Superstock with Santander Consumer Finance

RACE 1 - WEATHER CONDITIONS



2023 Pirelli National Superstock Championship with Santander Finance
RIDERS POINTS AFTER ROUND 8



		TOTAL	GAP	DIFF	1	2	3	4	5	6	7	8	9	10	11	12	13	14	15	16	17	18	Wins	Seconds	Thirds
					7th - 9th April	Silverstone National	29th April - 1st May Oulton Park International	19th - 21st May Donington Park GP	16th - 18th June	Knockhill	7th - 9th July Snetterton 300	21st - 23rd July	Brands Hatch GP	10 11th - 13th August	Thruxton	26th - 28th August Cadwell Park	13 15th - 17th September	Oulton Park International	29th Sept - 1st October	Donington Park National	13th - 15th October	Brands Hatch GP			
1	Dan LINFOOT (Honda)	162			18	22	25	22	25	25	25												4	2	0
2	Richard KERR (Honda)	159	3		16	16	22	25	22	22	18	18											1	3	0
3	Joe TALBOT (Honda)	130	32	29	14	18	18	18	14	10	16	22											0	1	0
4	Alistair SEELEY (BMW)	115	47	15	6	14		20	16	20	14	25											1	0	2
5	Alex OLSEN (Honda)	106	56	9	25	20		14	20		22	5											1	1	2
6	Franco BOURNE (Honda)	93	69	13	22	25	20		10	16													1	1	1
7	Billy McCONNELL (Honda)	90	72	3	20				12	18	20	20											0	0	3
8	Lewis ROLLO (Aprilia)	80	82	10	10		12	16	18	2	6	16											0	0	0
9	Luke HEDGER (Kawasaki)	59	103	21			16	5	6	14	8	10											0	0	0
10	Joe FRANCIS (Kawasaki)	53	109	6	12	12		4	5	6		14											0	0	0
11	David ALLINGHAM (Honda)	44	118	9	5	8	10	10	4	4	3												0	0	0
12	Brayden ELLIOTT (Kawasaki)	40	122	4		4		8	2	8	12	6											0	0	0
13	Ben LUXTON (Honda)	39	123	1	8	10	6				3	12											0	0	0
14	Brent HARRAN (Honda)	35	127	4				12	1	12	10												0	0	0
15	Ashley BEECH (Honda)	33	129	2	2	3	5	3	8	5	4	3											0	0	0
17	Joe SHELDON-SHAW (Suzuki)	23	139	10	3	5	14					1											0	0	0
18	Shaun WINFIELD (Honda)	21	141	2			8	2	3	1	5	2											0	0	0
16	Matt TRUELOVE (Honda)	13	149	8	4	6	3																0	0	0
19	James HILLIER (Yamaha)	9	153	4							1	8											0	0	0
20	Scott SWANN (Yamaha)	6	156	3				6															0	0	0
21	Conor CUMMINS (Honda)	6	156	0			4				2												0	0	0
22	Simon REID (Honda)	5	157	1				1				4											0	0	0
23	Kade VERWEY (BMW)	3	159	2	1	2																	0	0	0
24	Max SYMONDS (Yamaha)	2	160	1			2																0	0	0
25	Sam COX (BMW)	1	161	1		1																	0	0	0
26	Nathan HARRISON (Honda)	1	161	0			1																0	0	0

WARM UP - CLASSIFICATION

POS	NO	NAME	NAT	ENTRY	TIME	ON	LAPS	GAP	DIFF	MPH
1	75	Alex OLSEN	GBR	Honda - Cumins by Team IWR Honda	1:30.232	5	5			97.08
2	4	Dan LINFOOT	GBR	Honda - Optimum Bikes Racing Ltd	1:30.248	5	5	0.016	0.016	97.06
3	23	David ALLINGHAM	GBR	Honda - SMS Racing	1:30.529	5	5	0.297	0.281	96.76
4	40	Joe FRANCIS	GBR	Kawasaki - STAUFF Fluid Power / GR Motosport	1:30.541	4	5	0.309	0.012	96.75
5	5	Richard KERR	IRL	Honda - AMD Motorsport	1:30.936	5	5	0.704	0.395	96.32
6	34	Alastair SEELEY	GBR	BMW - SYNETIQ BMW Motorrad	1:31.256	5	5	1.024	0.320	95.99
7	12	Luke HEDGER	GBR	Kawasaki - MAD Racing	1:31.368	6	6	1.136	0.112	95.87
8	24	Conor CUMMINS	GBR	Honda - Milenco by Padgetts Motorcycles	1:31.450	5	5	1.218	0.082	95.78
9	51	Brayden ELLIOTT	AUS	Kawasaki - DAO Racing	1:32.050	5	5	1.818	0.600	95.16
10	55	Ash BEECH	GBR	Honda - Jones Dorling Racing	1:32.129	4	5	1.897	0.079	95.08
11	18	Shaun WINFIELD	GBR	Honda - TAG Racing	1:32.254	5	5	2.022	0.125	94.95
12	37	James HILLIER	GBR	Yamaha - LAMI OMG Racing Yamaha	1:32.558	5	5	2.326	0.304	94.64
13	8	Lewis ROLLO	GBR	Aprilia - IN Competition / Aprilia	1:32.762	5	5	2.530	0.204	94.43
14	61	Scott McFARLANE	GBR	Suzuki - True Heroes Racing	1:38.213	5	5	7.981	5.451	89.19
15	27	Max SYMONDS	GBR	Yamaha - Symonds Racing	1:38.795	5	5	8.563	0.582	88.66
16	17	Matty WHELAN	GBR	Suzuki - Milestone by ATS Racing	1:39.425	4	4	9.193	0.630	88.10
17	39	Max MORGAN	GBR	Kawasaki - MSS Performance	1:40.414	5	5	10.182	0.989	87.23
18	30	Phil ROOKE	GBR	Kawasaki - Fly a Spitfire Racing	1:43.232	4	4	13.000	2.818	84.85
19	3	Billy McCONNELL	AUS	Honda - C&L Fairburn Properties Jackson Racing	1:47.595	3	3	17.363	4.363	81.41
20	31	Sam COX	GBR	BMW - Sam Cox Racing with Armada Marine Cables			1			

Weather / Track : Cloudy / Dry

These results are provisional until the conclusion of any judicial and technical matters.

Brands Hatch GP: 2.4332 miles

Date: 23/07/2023 Start: 09:41 Finish: 09:49

Race Director : Stuart Higgs

Stewards :

Timekeeper : Richard Evans

S. Higgs

R. EVANS

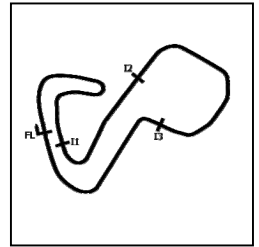
Digitally Approved at 10:02 Sunday, 23 July 2023

Digitally Approved at 10:01 Sunday, 23 July 2023

Results can be found at www.britishsuperbike.com

Printed - 09:56 Sunday, 23 July 2023

WARM UP - SECTOR ANALYSIS



SECTOR 1 = FL to I1, SECTOR 2 = I1 to I2, SECTOR 3 = I2 to I3, SECTOR 4 = I3 to FL, DIFF = Difference To Personal Best Lap, P = Crossed Finish Line in Pit Lane, D = Time Disallowed

P1 75		Alex OLSEN				Honda - Cumins by Team IWR Honda						
IDEAL LAP TIME : 1:30.232		BEST LAP TIME : 1:30.232				DIFFERENCE : 0.000						
LAP	SECTOR 1	SECTOR 2		SECTOR 3		SECTOR 4		LAP TIME	MPH	DIFF	TIME OF DAY	
1 -	OUTLAP	95.5	17.409	120.0	29.105	75.9	23.487	148.7	1:44.012	84.21	13.780	09:44:11.928
2 -	31.390	104.8	16.009	131.8	27.366	70.1	23.165	153.9	1:37.930	89.45	7.698	09:45:49.858
3 -	29.671	112.5	15.530	140.3	26.264	80.7	21.736	157.5	1:33.201 (3)	93.98	2.969	09:47:23.059
4 -	28.967	117.1	15.447	143.7	25.603	84.7	21.124	159.4	1:31.141 (2)	96.11	0.909	09:48:54.200
5 -	28.720	116.9	15.307	148.7	25.268	88.3	20.937	158.6	1:30.232 (1)	97.08		09:50:24.432

P2 4		Dan LINFOOT				Honda - Optimum Bikes Racing Ltd						
IDEAL LAP TIME : 1:30.248		BEST LAP TIME : 1:30.248				DIFFERENCE : 0.000						
LAP	SECTOR 1	SECTOR 2		SECTOR 3		SECTOR 4		LAP TIME	MPH	DIFF	TIME OF DAY	
1 -	OUTLAP	107.5	16.494	115.7	29.132	65.8	23.616	151.1	1:41.435	86.35	11.187	09:42:53.626
2 -	30.188	118.1	15.901	126.6	28.577	73.6	22.144	157.5	1:36.810	90.48	6.562	09:44:30.436
3 -	28.986	121.7	15.375	138.0	26.575	79.3	21.675	158.2	1:32.611 (2)	94.58	2.363	09:46:03.047
4 -	28.925	122.4	15.310	141.2	27.320	81.6	21.492	157.5	1:33.047 (3)	94.14	2.799	09:47:36.094
5 -	28.386	124.0	15.178	145.2	25.552	83.7	21.132	156.7	1:30.248 (1)	97.06		09:49:06.342

P3 23		David ALLINGHAM				Honda - SMS Racing						
IDEAL LAP TIME : 1:30.529		BEST LAP TIME : 1:30.529				DIFFERENCE : 0.000						
LAP	SECTOR 1	SECTOR 2		SECTOR 3		SECTOR 4		LAP TIME	MPH	DIFF	TIME OF DAY	
1 -	OUTLAP	94.6	17.305	116.5	29.591	65.6	23.485	146.5	1:45.005	83.42	14.476	09:42:53.789
2 -	30.395	112.0	15.773	128.5	28.647	72.2	22.022	156.7	1:36.837	90.45	6.308	09:44:30.626
3 -	29.242	116.1	15.665	136.6	26.168	80.1	21.481	157.1	1:32.556 (2)	94.64	2.027	09:46:03.182
4 -	29.069	116.5	15.380	139.8	27.610	79.2	21.370	158.6	1:33.429 (3)	93.75	2.900	09:47:36.611
5 -	28.739	116.7	15.349	147.4	25.551	86.0	20.890	158.2	1:30.529 (1)	96.76		09:49:07.140

P4 40		Joe FRANCIS				Kawasaki - STAUFF Fluid Power / GR Motosport						
IDEAL LAP TIME : 1:30.290		BEST LAP TIME : 1:30.541				DIFFERENCE : 0.251						
LAP	SECTOR 1	SECTOR 2		SECTOR 3		SECTOR 4		LAP TIME	MPH	DIFF	TIME OF DAY	
1 -	OUTLAP	111.4	16.349	133.6	27.340	76.1	22.339	152.1	1:37.231	90.09	6.690	09:43:11.769
2 -	29.767	118.5	15.626	146.8	25.979	81.4	21.617	154.6	1:32.989	94.20	2.448	09:44:44.758
3 -	28.927	123.1	15.458	152.1	25.185	83.9	21.369	154.9	1:30.939 (3)	96.32	0.398	09:46:15.697
4 -	28.993	122.9	15.412	157.5	25.022	83.9	21.114	156.7	1:30.541 (1)	96.75		09:47:46.238
5 -	28.907	123.1	15.716	154.6	24.857	85.1	21.180	153.9	1:30.660 (2)	96.62	0.119	09:49:16.898

P5 5		Richard KERR				Honda - AMD Motorsport						
IDEAL LAP TIME : 1:30.936		BEST LAP TIME : 1:30.936				DIFFERENCE : 0.000						
LAP	SECTOR 1	SECTOR 2		SECTOR 3		SECTOR 4		LAP TIME	MPH	DIFF	TIME OF DAY	
1 -	OUTLAP	94.3	17.147	117.1	29.433	68.1	24.370	156.0	1:44.291	83.99	13.355	09:44:13.640
2 -	30.021	107.8	15.889	133.4	27.362	71.2	22.734	158.2	1:36.006	91.24	5.070	09:45:49.646
3 -	29.198	118.7	15.550	147.8	26.115	87.2	21.425	157.9	1:32.288 (3)	94.91	1.352	09:47:21.934
4 -	28.877	119.1	15.478	152.1	25.660	86.5	21.351	157.9	1:31.366 (2)	95.87	0.430	09:48:53.300
5 -	28.755	118.9	15.346	157.9	25.496	87.1	21.339	157.9	1:30.936 (1)	96.32		09:50:24.236

P6 34		Alastair SEELEY				BMW - SYNETIQ BMW Motorrad						
IDEAL LAP TIME : 1:31.256		BEST LAP TIME : 1:31.256				DIFFERENCE : 0.000						
LAP	SECTOR 1	SECTOR 2		SECTOR 3		SECTOR 4		LAP TIME	MPH	DIFF	TIME OF DAY	
1 -	OUTLAP	88.6	17.986	131.3	27.338	76.7	22.545	155.3	1:42.648	85.33	11.392	09:42:59.962
2 -	30.702	105.0	16.008	145.8	26.395	80.5	21.678	157.5	1:34.783	92.41	3.527	09:44:34.745
3 -	30.204	108.4	15.633	151.1	25.733	85.5	21.653	158.2	1:33.223 (3)	93.96	1.967	09:46:07.968
4 -	29.596	112.0	15.453	152.5	25.286	86.9	21.478	159.7	1:31.813 (2)	95.40	0.557	09:47:39.781
5 -	29.576	112.0	15.372	155.7	25.144	87.4	21.164	158.6	1:31.256 (1)	95.99		09:49:11.037

MCRCB BULLETIN TK298

2023 Bennetts British Superbike Championship - Round 6

2023 Pirelli National Superstock with Santander Consumer Finance

WARM UP - SECTOR ANALYSIS



SECTOR 1 = FL to I1, SECTOR 2 = I1 to I2 SECTOR 3 = I2 to I3, SECTOR 4 = I3 to FL, DIFF = Difference To Personal Best Lap, P = Crossed Finish Line in Pit Lane, D = Time Disallowed

P7 12		Luke HEDGER					Kawasaki - MAD Racing					
IDEAL LAP TIME : 1:31.255		BEST LAP TIME : 1:31.368					DIFFERENCE : 0.113					
LAP	SECTOR 1	SECTOR 2		SECTOR 3		SECTOR 4		LAP TIME	MPH	DIFF	TIME OF DAY	
1 -	OUTLAP	112.2	15.995	136.9	26.461	81.9	21.947	155.7	1:38.382	89.03	7.014	09:42:40.312
2 -	29.527	114.7	15.821	146.8	25.879	84.5	21.893	156.7	1:33.120	94.07	1.752	09:44:13.432
3 -	29.402	115.9	15.710	146.5	25.630	86.4	21.669	157.1	1:32.411	94.79	1.043	09:45:45.843
4 -	29.494	114.9	15.821	153.5	25.458	85.0	21.531	156.4	1:32.304 (3)	94.90	0.936	09:47:18.147
5 -	29.466	115.3	15.555	152.8	25.266	87.6	21.456	155.7	1:31.743 (2)	95.48	0.375	09:48:49.890
6 -	29.122	117.3	15.668	156.4	25.217	89.5	21.361	156.0	1:31.368 (1)	95.87		09:50:21.258

P8 24		Conor CUMMINS					Honda - Milenco by Padgetts Motorcycles					
IDEAL LAP TIME : 1:31.450		BEST LAP TIME : 1:31.450					DIFFERENCE : 0.000					
LAP	SECTOR 1	SECTOR 2		SECTOR 3		SECTOR 4		LAP TIME	MPH	DIFF	TIME OF DAY	
1 -	OUTLAP	96.2	17.855	116.3	31.939	62.0	25.129	146.8	1:50.741	79.10	19.291	09:43:21.884
2 -	32.571	98.2	16.922	127.5	29.419	72.7	22.392	153.9	1:41.304	86.47	9.854	09:45:03.188
3 -	30.078	109.8	15.741	154.2	26.523	80.4	21.615	155.7	1:33.957 (3)	93.23	2.507	09:46:37.145
4 -	29.715	108.5	16.161	152.1	26.337	81.6	21.413	156.7	1:33.626 (2)	93.56	2.176	09:48:10.771
5 -	29.179	111.8	15.503	155.3	25.645	85.5	21.123	156.4	1:31.450 (1)	95.78		09:49:42.221

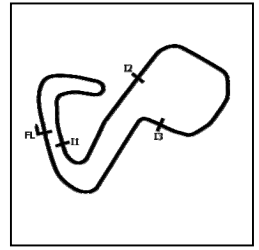
P9 51		Brayden ELLIOTT					Kawasaki - DAO Racing					
IDEAL LAP TIME : 1:32.050		BEST LAP TIME : 1:32.050					DIFFERENCE : 0.000					
LAP	SECTOR 1	SECTOR 2		SECTOR 3		SECTOR 4		LAP TIME	MPH	DIFF	TIME OF DAY	
1 -	OUTLAP	104.0	16.929	127.5	28.669	70.2	24.128	147.8	1:41.129	86.62	9.079	09:43:25.015
2 -	30.619	112.7	16.129	126.8	28.423	78.5	21.828	155.3	1:36.999	90.30	4.949	09:45:02.014
3 -	29.734	112.7	15.669	141.2	26.937	81.3	21.612	153.2	1:33.952 (2)	93.23	1.902	09:46:35.966
4 -	30.174	111.8	15.831	143.7	26.539	86.2	21.450	156.0	1:33.994 (3)	93.19	1.944	09:48:09.960
5 -	29.378	118.7	15.589	146.5	25.841	88.5	21.242	154.6	1:32.050 (1)	95.16		09:49:42.010

P10 55		Ash BEECH					Honda - Jones Dorling Racing					
IDEAL LAP TIME : 1:31.886		BEST LAP TIME : 1:32.129					DIFFERENCE : 0.243					
LAP	SECTOR 1	SECTOR 2		SECTOR 3		SECTOR 4		LAP TIME	MPH	DIFF	TIME OF DAY	
1 -	OUTLAP	83.2	19.536	118.5	30.187	69.6	24.080	149.7	1:49.169	80.24	17.040	09:43:05.591
2 -	31.179	105.0	16.358	135.8	28.327	77.3	22.472	153.9	1:38.336	89.08	6.207	09:44:43.927
3 -	30.234	113.3	15.546	145.2	25.918	84.0	21.705	157.9	1:33.403 (3)	93.78	1.274	09:46:17.330
4 -	29.229	119.6	15.525	147.8	25.914	87.4	21.461	155.7	1:32.129 (1)	95.08		09:47:49.459
5 -	29.214	122.9	15.392	149.4	25.819	70.0	22.241	156.4	1:32.666 (2)	94.53	0.537	09:49:22.125

P11 18		Shaun WINFIELD					Honda - TAG Racing					
IDEAL LAP TIME : 1:32.254		BEST LAP TIME : 1:32.254					DIFFERENCE : 0.000					
LAP	SECTOR 1	SECTOR 2		SECTOR 3		SECTOR 4		LAP TIME	MPH	DIFF	TIME OF DAY	
1 -	OUTLAP	99.5	17.184	118.9	30.463	66.7	23.935	135.2	1:45.028	83.40	12.774	09:42:57.919
2 -	33.017	102.6	16.461	130.0	27.369	77.9	21.772	153.2	1:38.619	88.82	6.365	09:44:36.538
3 -	30.270	108.9	16.136	127.8	27.299	81.7	21.506	153.2	1:35.211 (3)	92.00	2.957	09:46:11.749
4 -	29.917	112.5	15.761	130.8	26.778	79.8	21.718	156.4	1:34.174 (2)	93.01	1.920	09:47:45.923
5 -	29.575	114.9	15.651	137.7	25.775	84.9	21.253	154.6	1:32.254 (1)	94.95		09:49:18.177

P12 37		James HILLIER					Yamaha - LAMI OMG Racing Yamaha					
IDEAL LAP TIME : 1:32.558		BEST LAP TIME : 1:32.558					DIFFERENCE : 0.000					
LAP	SECTOR 1	SECTOR 2		SECTOR 3		SECTOR 4		LAP TIME	MPH	DIFF	TIME OF DAY	
1 -	OUTLAP	103.4	16.341	138.6	28.827	72.9	23.198	152.8	1:40.921	86.79	8.363	09:42:45.715
2 -	30.450	111.4	16.157	141.2	27.358	82.0	22.121	154.9	1:36.086	91.16	3.528	09:44:21.801
3 -	29.934	114.3	15.841	147.4	26.799	82.7	22.051	154.9	1:34.625 (3)	92.57	2.067	09:45:56.426
4 -	29.874	110.0	15.814	157.1	26.163	88.8	21.885	154.9	1:33.736 (2)	93.45	1.178	09:47:30.162
5 -	29.416	116.1	15.684	154.2	25.735	86.4	21.723	155.3	1:32.558 (1)	94.64		09:49:02.720

WARM UP - SECTOR ANALYSIS



SECTOR 1 = FL to I1, SECTOR 2 = I1 to I2 SECTOR 3 = I2 to I3, SECTOR 4 = I3 to FL, DIFF = Difference To Personal Best Lap, P = Crossed Finish Line in Pit Lane, D = Time Disallowed

P13 8		Lewis ROLLO				Aprilia - IN Competition / Aprilia						
IDEAL LAP TIME : 1:32.762		BEST LAP TIME : 1:32.762				DIFFERENCE : 0.000						
LAP	SECTOR 1	SECTOR 2		SECTOR 3		SECTOR 4		LAP TIME	MPH	DIFF	TIME OF DAY	
1 -	OUTLAP	105.3	16.987	125.2	28.707	74.6	22.908	152.8	1:39.435	88.09	6.673	09:43:21.019
2 -	30.319	108.5	15.991	141.5	27.726	78.9	22.223	155.7	1:36.259	91.00	3.497	09:44:57.278
3 -	30.163	111.2	15.712	146.8	27.042	84.0	22.128	155.7	1:35.045 (3)	92.16	2.283	09:46:32.323
4 -	29.972	117.5	15.744	143.7	26.934	84.4	21.803	157.1	1:34.453 (2)	92.74	1.691	09:48:06.776
5 -	29.423	116.9	15.519	149.4	26.267	86.7	21.553	152.5	1:32.762 (1)	94.43		09:49:39.538

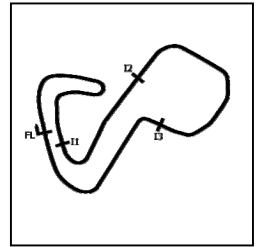
P14 61		Scott McFARLANE				Suzuki - True Heroes Racing						
IDEAL LAP TIME : 1:38.141		BEST LAP TIME : 1:38.213				DIFFERENCE : 0.072						
LAP	SECTOR 1	SECTOR 2		SECTOR 3		SECTOR 4		LAP TIME	MPH	DIFF	TIME OF DAY	
1 -	OUTLAP	88.1	17.540	112.2	29.959	69.8	23.897	135.0	1:46.640	82.14	8.427	09:42:53.569
2 -	32.491	98.1	16.687	134.2	28.374	78.0	22.886	144.9	1:40.438	87.21	2.225	09:44:34.007
3 -	32.028	97.9	16.719	133.6	28.013	78.3	22.773	143.3	1:39.533 (3)	88.00	1.320	09:46:13.540
4 -	31.683	102.1	16.880	134.4	27.232	78.9	22.715	143.7	1:38.510 (2)	88.92	0.297	09:47:52.050
5 -	31.670	100.3	16.759	135.8	27.186	78.2	22.598	140.3	1:38.213 (1)	89.19		09:49:30.263

P15 27		Max SYMONDS				Yamaha - Symonds Racing						
IDEAL LAP TIME : 1:38.795		BEST LAP TIME : 1:38.795				DIFFERENCE : 0.000						
LAP	SECTOR 1	SECTOR 2		SECTOR 3		SECTOR 4		LAP TIME	MPH	DIFF	TIME OF DAY	
1 -	OUTLAP	83.4	19.747	113.5	31.318	61.5	25.326	143.3	1:51.056	78.87	12.261	09:43:08.343
2 -	33.463	101.5	16.824	132.8	29.659	66.5	24.139	148.1	1:44.085	84.16	5.290	09:44:52.428
3 -	32.605	104.5	16.969	143.3	28.939	75.7	23.538	148.7	1:42.051 (3)	85.83	3.256	09:46:34.479
4 -	32.000	102.6	16.856	139.2	28.341	76.9	23.027	149.7	1:40.224 (2)	87.40	1.429	09:48:14.703
5 -	31.531	108.9	16.474	146.2	27.843	76.6	22.947	144.9	1:38.795 (1)	88.66		09:49:53.498

P16 17		Matty WHELAN				Suzuki - Milestone by ATS Racing						
IDEAL LAP TIME : 1:39.340		BEST LAP TIME : 1:39.425				DIFFERENCE : 0.085						
LAP	SECTOR 1	SECTOR 2		SECTOR 3		SECTOR 4		LAP TIME	MPH	DIFF	TIME OF DAY	
1 -	OUTLAP	93.0	17.796	124.2	30.410	67.9	25.031	141.5	1:48.850	80.47	9.425	09:43:59.652
2 -	33.005	97.9	17.568	130.0	29.060	74.5	24.063	140.9	1:43.696 (3)	84.47	4.271	09:45:43.348
3 -	32.544	102.6	16.930	138.3	28.184	78.9	23.248	144.3	1:40.906 (2)	86.81	1.481	09:47:24.254
4 -	31.811	106.3	16.814	140.6	27.467	79.4	23.333	135.0	1:39.425 (1)	88.10		09:49:03.679

P17 39		Max MORGAN				Kawasaki - MSS Performance						
IDEAL LAP TIME : 1:40.414		BEST LAP TIME : 1:40.414				DIFFERENCE : 0.000						
LAP	SECTOR 1	SECTOR 2		SECTOR 3		SECTOR 4		LAP TIME	MPH	DIFF	TIME OF DAY	
1 -	OUTLAP	87.8	18.994	117.5	31.055	68.1	24.704	141.5	1:49.625	79.90	9.211	09:43:25.219
2 -	32.805	96.8	17.503	138.3	29.311	75.1	24.230	145.2	1:43.849	84.35	3.435	09:45:09.068
3 -	32.798	101.2	17.136	139.8	29.054	73.9	23.891	144.3	1:42.879 (3)	85.14	2.465	09:46:51.947
4 -	32.242	104.3	17.006	137.2	28.446	78.7	23.410	146.5	1:41.104 (2)	86.64	0.690	09:48:33.051
5 -	31.903	102.6	16.874	147.1	28.322	78.3	23.315	147.1	1:40.414 (1)	87.23		09:50:13.465

P18 30		Phil ROOKE				Kawasaki - Fly a Spitfire Racing						
IDEAL LAP TIME : 1:43.232		BEST LAP TIME : 1:43.232				DIFFERENCE : 0.000						
LAP	SECTOR 1	SECTOR 2		SECTOR 3		SECTOR 4		LAP TIME	MPH	DIFF	TIME OF DAY	
1 -	OUTLAP	72.0	20.768	106.3	33.758	56.3	IN PIT		2:50.122 P	51.49	1:06.890	09:43:58.549
2 -	OUTLAP	86.8	18.765	121.7	31.187	66.7	25.052	118.9	1:52.991	77.52	9.759	09:45:51.540
3 -	34.969	91.5	19.368	113.5	30.263	67.8	24.590	137.5	1:49.190 (2)	80.22	5.958	09:47:40.730
4 -	32.905	96.4	17.755	122.9	28.350	70.7	24.222	139.8	1:43.232 (1)	84.85		09:49:23.962

MCRCB BULLETIN TK298**2023 Bennetts British Superbike Championship - Round 6****2023 Pirelli National Superstock with Santander Consumer Finance****WARM UP - SECTOR ANALYSIS**

SECTOR 1 = FL to I1, SECTOR 2 = I1 to I2 SECTOR 3 = I2 to I3, SECTOR 4 = I3 to FL, DIFF = Difference To Personal Best Lap, P = Crossed Finish Line in Pit Lane, D = Time Disallowed

P19		3		Billy McCONNELL				Honda - C&L Fairburn Properties Jackson Racing					
IDEAL LAP TIME : 1:44.583		BEST LAP TIME : 1:47.595		DIFFERENCE : 3.012									
LAP	SECTOR 1	SECTOR 2		SECTOR 3		SECTOR 4		LAP TIME	MPH	DIFF	TIME OF DAY		
1 -	OUTLAP	102.4	17.683	135.0	30.077	75.6	24.482	147.8	1:49.411	80.06	1.816	09:46:01.044	
2 -		33.925	101.6	19.981	133.9	28.493	79.1	25.875	151.1	1:48.274 (2)	80.90	0.679	09:47:49.318
3 -		35.979	101.2	17.837	133.6	29.057	77.3	24.722	147.8	1:47.595 (1)	81.41		09:49:36.913

P20		31		Sam COX				BMW - Sam Cox Racing with Armada Marine Cables				
IDEAL LAP TIME : 1:45.872		BEST LAP TIME :		DIFFERENCE :								
LAP	SECTOR 1	SECTOR 2		SECTOR 3		SECTOR 4		LAP TIME	MPH	DIFF	TIME OF DAY	
1 -	OUTLAP	89.3	17.809	120.6	32.480	58.1	25.068	139.5	1:50.167	79.51		09:42:57.825

MCRCB BULLETIN TK299

2023 Bennetts British Superbike Championship - Round 6

2023 Pirelli National Superstock with Santander Consumer Finance

WARM UP - BEST SECTORS

SECTOR 1				SECTOR 2				SECTOR 3				SECTOR 4				IDEAL / BEST COMPARISON			
POS	NO	NAME	TIME	NO	NAME	TIME	NO	NAME	TIME	NO	NAME	TIME	POS	NO	NAME	IDEAL	BEST	DIFF	
																PERFECT LAP	1:29.311		
1	4	LINFOOT	28.386	4	LINFOOT	15.178	40	FRANCIS	24.857	23	ALLINGH	20.890	1	75	OLSEN	1:30.232	1:30.232	0.000	
2	75	OLSEN	28.720	75	OLSEN	15.307	34	SEELEY	25.144	75	OLSEN	20.937	2	4	LINFOOT	1:30.248	1:30.248	0.000	
3	23	ALLINGH	28.739	5	KERR	15.346	12	HEDGER	25.217	40	FRANCIS	21.114	3	40	FRANCIS	1:30.290	1:30.541	0.251	
4	5	KERR	28.755	23	ALLINGH	15.349	75	OLSEN	25.268	24	CUMMINS	21.123	4	23	ALLINGHAM	1:30.529	1:30.529	0.000	
5	40	FRANCIS	28.907	34	SEELEY	15.372	5	KERR	25.496	4	LINFOOT	21.132	5	5	KERR	1:30.936	1:30.936	0.000	
6	12	HEDGER	29.122	55	BEECH	15.392	23	ALLINGH	25.551	34	SEELEY	21.164	6	12	HEDGER	1:31.255	1:31.368	0.113	
7	24	CUMMINS	29.179	40	FRANCIS	15.412	4	LINFOOT	25.552	51	ELLIOTT	21.242	7	34	SEELEY	1:31.256	1:31.256	0.000	
8	55	BEECH	29.214	24	CUMMINS	15.503	24	CUMMINS	25.645	18	WINFIEL	21.253	8	24	CUMMINS	1:31.450	1:31.450	0.000	
9	51	ELLIOTT	29.378	8	ROLLO	15.519	37	HILLIER	25.735	5	KERR	21.339	9	55	BEECH	1:31.886	1:32.129	0.243	
10	37	HILLIER	29.416	12	HEDGER	15.555	18	WINFIEL	25.775	12	HEDGER	21.361	10	51	ELLIOTT	1:32.050	1:32.050	0.000	
11	8	ROLLO	29.423	51	ELLIOTT	15.589	55	BEECH	25.819	55	BEECH	21.461	11	18	WINFIELD	1:32.254	1:32.254	0.000	
12	18	WINFIEL	29.575	18	WINFIEL	15.651	51	ELLIOTT	25.841	8	ROLLO	21.553	12	37	HILLIER	1:32.558	1:32.558	0.000	
13	34	SEELEY	29.576	37	HILLIER	15.684	8	ROLLO	26.267	37	HILLIER	21.723	13	8	ROLLO	1:32.762	1:32.762	0.000	
14	27	SYMONDS	31.531	27	SYMONDS	16.474	61	McFARLA	27.186	61	McFARLA	22.598	14	61	McFARLANE	1:38.141	1:38.213	0.072	
15	61	McFARLA	31.670	61	McFARLA	16.687	17	WHELAN	27.467	27	SYMONDS	22.947	15	27	SYMONDS	1:38.795	1:38.795	0.000	
16	17	WHELAN	31.811	17	WHELAN	16.814	27	SYMONDS	27.843	17	WHELAN	23.248	16	17	WHELAN	1:39.340	1:39.425	0.085	
17	39	MORGAN	31.903	39	MORGAN	16.874	39	MORGAN	28.322	39	MORGAN	23.315	17	39	MORGAN	1:40.414	1:40.414	0.000	
18	30	ROOKE	32.905	31	COX	17.296	30	ROOKE	28.350	30	ROOKE	24.222	18	30	ROOKE	1:43.232	1:43.232	0.000	
19	31	COX	33.254	3	McCONNNE	17.683	3	McCONNNE	28.493	3	McCONNNE	24.482	19	3	McCONNELL	1:44.583	1:47.595	3.012	
20	3	McCONNNE	33.925	30	ROOKE	17.755	31	COX	30.254	31	COX	25.068	20	31	COX	1:45.872			

MCRCB BULLETIN TK300**2023 Bennetts British Superbike Championship - Round 6****2023 Pirelli National Superstock with Santander Consumer Finance****WARM UP - BEST SPEEDS**

POS	INTERMEDIATE 1			INTERMEDIATE 2			INTERMEDIATE 3			FINISH LINE		
	NO	NAME	MPH	NO	NAME	MPH	NO	NAME	MPH	NO	NAME	MPH
1	4	LINFOOT	124.0	5	KERR	157.9	12	HEDGER	89.5	34	SEELEY	159.7
2	40	FRANCIS	123.1	40	FRANCIS	157.5	37	HILLIER	88.8	75	OLSEN	159.4
3	55	BEECH	122.9	37	HILLIER	157.1	51	ELLIOTT	88.5	23	ALLINGHAM	158.6
4	5	KERR	119.1	12	HEDGER	156.4	75	OLSEN	88.3	4	LINFOOT	158.2
5	51	ELLIOTT	118.7	34	SEELEY	155.7	34	SEELEY	87.4	5	KERR	158.2
6	8	ROLLO	117.5	24	CUMMINS	155.3	55	BEECH	87.4	55	BEECH	157.9
7	12	HEDGER	117.3	55	BEECH	149.4	5	KERR	87.2	12	HEDGER	157.1
8	75	OLSEN	117.1	8	ROLLO	149.4	8	ROLLO	86.7	8	ROLLO	157.1
9	23	ALLINGHAM	116.7	75	OLSEN	148.7	23	ALLINGHAM	86.0	40	FRANCIS	156.7
10	37	HILLIER	116.1	23	ALLINGHAM	147.4	24	CUMMINS	85.5	24	CUMMINS	156.7
11	18	WINFIELD	114.9	39	MORGAN	147.1	40	FRANCIS	85.1	18	WINFIELD	156.4
12	34	SEELEY	112.0	51	ELLIOTT	146.5	18	WINFIELD	84.9	51	ELLIOTT	156.0
13	24	CUMMINS	111.8	27	SYMONDS	146.2	4	LINFOOT	83.7	37	HILLIER	155.3
14	27	SYMONDS	108.9	4	LINFOOT	145.2	17	WHELAN	79.4	3	McCONNELL	151.1
15	17	WHELAN	106.3	17	WHELAN	140.6	3	McCONNELL	79.1	27	SYMONDS	149.7
16	39	MORGAN	104.3	18	WINFIELD	137.7	61	McFARLANE	78.9	39	MORGAN	147.1
17	3	McCONNELL	102.4	61	McFARLANE	135.8	39	MORGAN	78.7	61	McFARLANE	144.9
18	61	McFARLANE	102.1	3	McCONNELL	135.0	27	SYMONDS	76.9	17	WHELAN	144.3
19	30	ROOKE	96.4	30	ROOKE	122.9	30	ROOKE	70.7	30	ROOKE	139.8
20	31	COX	94.5	31	COX	120.9	31	COX	67.5	31	COX	139.5

MCRCB BULLETIN TK301

2023 Bennetts British Superbike Championship - Round 6

2023 Pirelli National Superstock with Santander Consumer Finance

WARM UP - STATISTICS

Competitors Started	20
Planned Start	2023-07-23 @ 09:41:00.000
Actual Start	2023-07-23 @ 09:41:01.325
Finish Time	2023-07-23 @ 09:49:01.325
Track Length	2.4332mi.
Total Laps	93
Total Distance Covered	226.2959mi.

Session Fastest Lap History

NO	NAME	LAP TIME	TIME OF DAY	LAP	VEHICLE
12	Luke HEDGER	1:33.120	09:44:13.432	2	Kawasaki
40	Joe FRANCIS	1:32.989	09:44:44.758	2	Kawasaki
12	Luke HEDGER	1:32.411	09:45:45.843	3	Kawasaki
40	Joe FRANCIS	1:30.939	09:46:15.697	3	Kawasaki
40	Joe FRANCIS	1:30.541	09:47:46.238	4	Kawasaki
4	Dan LINFOOT	1:30.248	09:49:06.342	5	Honda
75	Alex OLSEN	1:30.232	09:50:24.432	5	Honda

Flag History

TYPE	TIME OF DAY
GREEN	09:41:01.325
FINISH	09:49:01.325

Flag Statistics

TYPE	COUNT	TOTAL LAPS	TOTAL TIME
Green	1	6	11:27.097
Red	0	0	0.000
Safety Car	0	0	0.000
FCY	0	0	0.000

MCRCB BULLETIN TK302

2023 Bennetts British Superbike Championship - Round 6

2023 Pirelli National Superstock with Santander Consumer Finance

WARM UP - SESSION NOTES

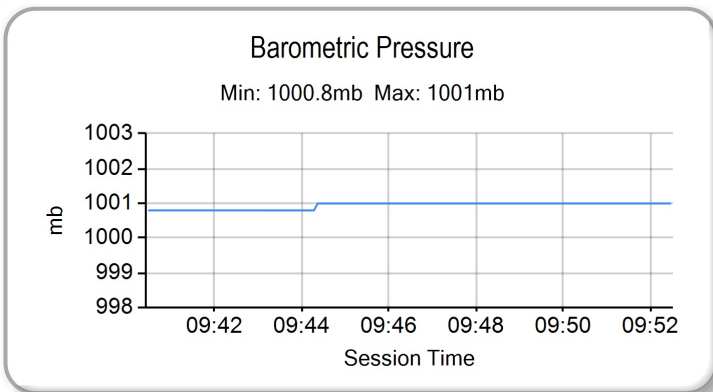
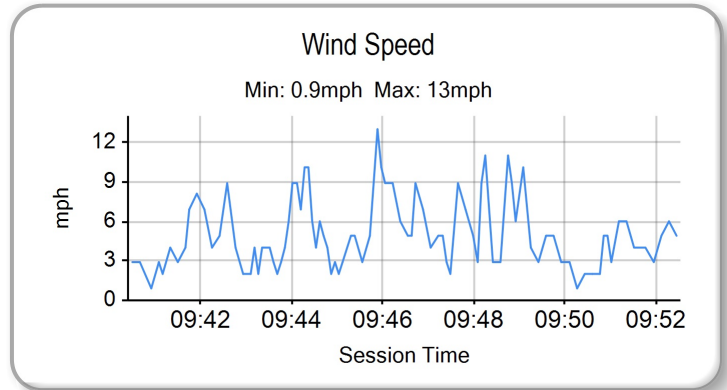
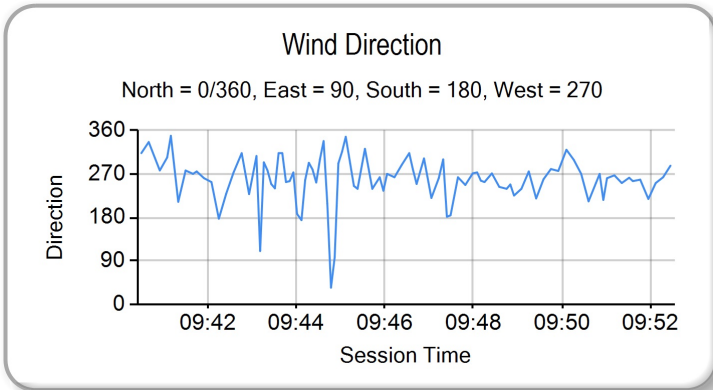
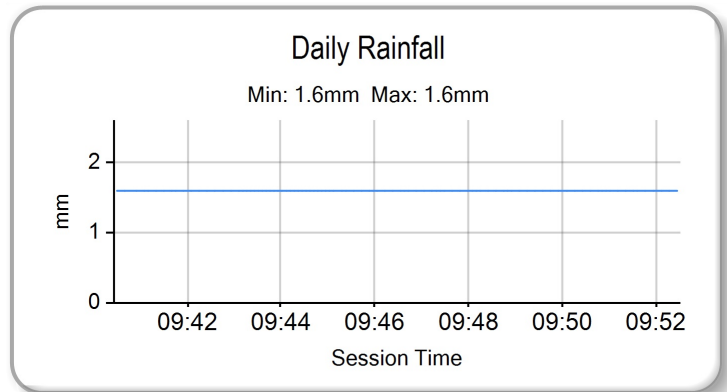
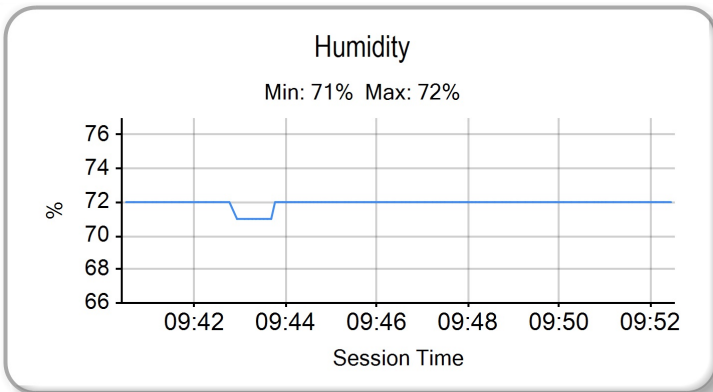
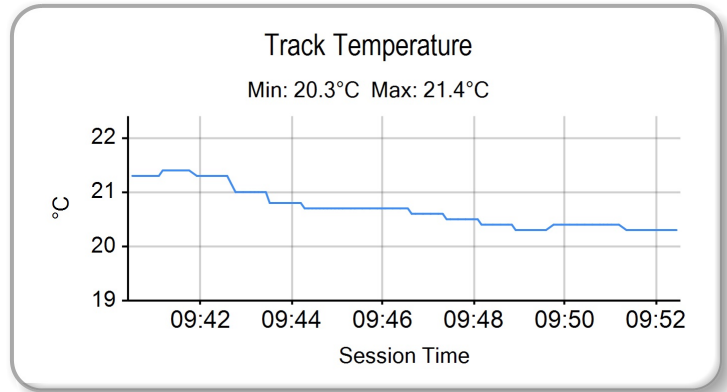
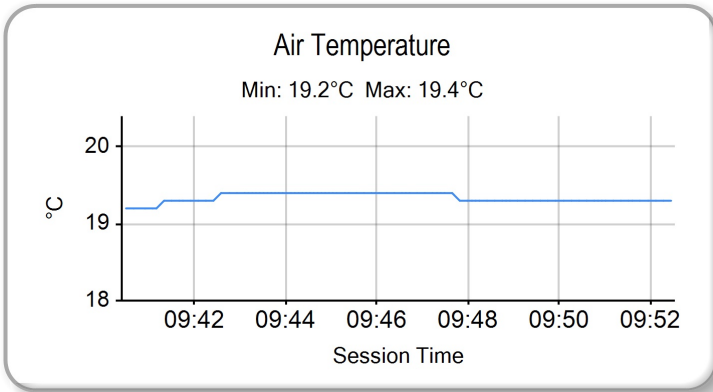
No notes recorded in this session

MCRCB BULLETIN TK303

2023 Bennetts British Superbike Championship - Round 6

2023 Pirelli National Superstock with Santander Consumer Finance

WARM UP - WEATHER CONDITIONS



RACE 2 - CLASSIFICATION

POS	NO	NAME	NAT	ENTRY	LAPS	TIME	GAP	DIFF	MPH	BEST	ON
1	4	Dan LINFOOT	GBR	Honda - Optimum Bikes Racing Ltd	14	20:29.175			99.77	1:26.970	3
2	75	Alex OLSEN	GBR	Honda - Cumins by Team IWR Honda	14	20:31.881	2.706	2.706	99.55	1:27.307	8
3	34	Alastair SEELEY	GBR	BMW - SYNETIQ BMW Motorrad	14	20:32.904	3.729	1.023	99.47	1:27.034	5
4	5	Richard KERR	IRL	Honda - AMD Motorsport	14	20:38.400	9.225	5.496	99.02	1:27.669	5
5	19	Joe TALBOT	GBR	Honda - JR Performance Racing	14	20:45.337	16.162	6.937	98.47	1:27.951	2
6	8	Lewis ROLLO	GBR	Aprilia - IN Competition / Aprilia	14	20:46.803	17.628	1.466	98.36	1:28.375	10
7	55	Ash BEECH	GBR	Honda - Jones Dorling Racing	14	20:50.824	21.649	4.021	98.04	1:28.063	5
8	51	Brayden ELLIOTT	AUS	Kawasaki - DAO Racing	14	20:51.334	22.159	0.510	98.00	1:28.504	6
9	12	Luke HEDGER	GBR	Kawasaki - MAD Racing	14	20:51.351	22.176	0.017	98.00	1:28.324	5
10	99	Ben LUXTON	GBR	Honda - Ben Luxton Racing	14	20:52.782	23.607	1.431	97.89	1:28.572	4
11	23	David ALLINGHAM	GBR	Honda - SMS Racing	14	20:53.041	23.866	0.259	97.87	1:28.407	7
12	24	Conor CUMMINS	GBR	Honda - Milenco by Padgetts Motorcycles	14	20:55.026	25.851	1.985	97.71	1:28.671	6
13	18	Shaun WINFIELD	GBR	Honda - TAG Racing	14	21:01.211	32.036	6.185	97.23	1:28.519	2
14	37	James HILLIER	GBR	Yamaha - LAMI OMG Racing Yamaha	14	21:01.575	32.400	0.364	97.21	1:28.776	4
15	11	Simon REID	GBR	Honda - C&L Fairburn Properties Jackson Racing	14	21:05.965	36.790	4.390	96.87	1:29.161	4
16	96	Kieran SMITH	GBR	Honda - Corkie Racing	14	21:11.451	42.276	5.486	96.45	1:29.620	5
17	31	Sam COX	GBR	BMW - Sam Cox Racing with Armada Marine Cable	14	21:12.539	43.364	1.088	96.37	1:29.839	2
18	26	Joe MOORE	GBR	Suzuki - Clearline Racing	14	21:13.703	44.528	1.164	96.28	1:30.139	5
19	27	Max SYMONDS	GBR	Yamaha - Symonds Racing	14	21:16.741	47.566	3.038	96.05	1:29.800	8
20	80	Callum BEY	GBR	GBR - FilterLogic by EightZero Racing	14	21:19.595	50.420	2.854	95.84	1:30.195	3
21	39	Max MORGAN	GBR	Kawasaki - MSS Performance	14	21:29.563	1:00.388	9.968	95.10	1:31.060	3
22	17	Matty WHELAN	GBR	Suzuki - Milestone by ATS Racing	14	21:30.712	1:01.537	1.149	95.01	1:30.918	6
23	33	Connor THOMSON	GBR	Kawasaki - Sound Advice Hearing Racing	14	21:32.785	1:03.610	2.073	94.86	1:31.009	5
24	30	Phil ROOKE	GBR	Kawasaki - Fly a Spitfire Racing	13	21:04.798	1 Lap	1 Lap	90.03	1:35.846	9
25	61	Scott McFARLANE	GBR	Suzuki - True Heroes Racing	13	21:05.081	1 Lap	0.283	90.01	1:35.911	8
26	79	Jason BURRILL	GBR	BMW - Burrill Racing	13	21:05.513	1 Lap	0.432	89.98	1:35.860	7

NOT CLASSIFIED

DNF	57	Richard WHITE	GBR	BMW - Trackdudes powered by Hilltop Motorcycles	11	16:41.547	3 Laps	2 Laps	96.20	1:29.849	10
DNF	40	Joe FRANCIS	GBR	Kawasaki - STAUFF Fluid Power / GR Motosport	10	14:51.948	4 Laps	1 Lap	98.21	1:28.031	10
DNF	10	Joe SHELDON-SHAW	GBR	Kawasaki - Team SBR Kawasaki	9	13:41.830	5 Laps	1 Lap	95.93	1:30.140	3
DNF	25	Jorel BOERBOOM	NLD	Kawasaki - G&S Racing	4	6:15.068	10 Laps	5 Laps	93.42	1:31.338	4
DNF	3	Billy McCONNELL	AUS	Honda - C&L Fairburn Properties Jackson Racing	2	3:02.499	12 Laps	2 Laps	95.99	1:28.459	2

FASTEST LAP

4	Dan LINFOOT	GBR	Honda - Optimum Bikes Racing Ltd	3	1:26.970	100.72 mph	162.09 kph
---	-------------	-----	----------------------------------	---	----------	------------	------------

New Lap Record

Weather / Track : Cloudy / Dry

These results are provisional until the conclusion of any judicial and technical matters.

Race Distance: 14 Laps / 34.06 miles

Brands Hatch GP: 2.4332 miles

Date: 23/07/2023 Start: 14:23 Finish: 14:43

Race Director : Stuart Higgs S. Higgs Digitally Approved at 14:55 Sunday, 23 July 2023	Stewards :	Timekeeper : Richard Evans R. EVANS Digitally Approved at 14:53 Sunday, 23 July 2023
--	------------	--

Results can be found at www.britishsuperbike.com

Printed - 14:48 Sunday, 23 July 2023

2023 Bennetts British Superbike Championship - Round 6

2023 Pirelli National Superstock with Santander Consumer Finance

RACE 2 - LAP CHART

LAP 1 @ 14:24:43.656		
NO	BEHIND	LAP TIME
19		1:32.888
4	0.061	1:32.949
34	0.145	1:33.033
5	0.354	1:33.242
40	0.822	1:33.710
12	0.898	1:33.786
75	0.984	1:33.872
3	1.152	1:34.040
8	1.442	1:34.330
99	1.660	1:34.548
51	1.915	1:34.803
24	2.230	1:35.118
37	2.476	1:35.364
55	2.640	1:35.528
11	2.893	1:35.781
23	3.156	1:36.044
18	3.964	1:36.852
10	3.973	1:36.861
26	4.287	1:37.175
31	4.757	1:37.645
96	4.967	1:37.855
33	5.821	1:38.709
80	5.996	1:38.884
39	6.410	1:39.298
57	6.539	1:39.427
27	6.962	1:39.850
17	7.126	1:40.014
25	7.614	1:40.502
30	9.270	1:42.158
61	10.124	1:43.012
79	11.168	1:44.056

LAP 2 @ 14:26:11.098		
NO	BEHIND	LAP TIME
4		1:27.381
19	0.509	1:27.951
34	0.517	1:27.814
5	0.911	1:27.999
75	1.435	1:27.893
12	2.133	1:28.677
3	2.169	1:28.459
40	2.584	1:29.204
8	2.597	1:28.597
99	3.087	1:28.869
24	4.027	1:29.239
51	4.104	1:29.631
37	4.396	1:29.362
55	4.427	1:29.229
23	4.700	1:28.986
18	5.041	1:28.519
11	5.068	1:29.617
10	6.816	1:30.285
31	7.154	1:29.839
26	7.155	1:30.310
96	7.539	1:30.014
80	9.508	1:30.954
33	9.824	1:31.445
57	9.848	1:30.751
27	10.000	1:30.480
39	10.730	1:31.762
17	10.944	1:31.260
25	11.952	1:31.780
30	17.756	1:35.928

LAP 3 @ 14:27:38.068		
NO	BEHIND	LAP TIME
4		1:26.970
34	1.124	1:27.577
19	1.756	1:28.217
5	1.818	1:27.877
75	1.871	1:27.406
8	4.463	1:28.836
40	5.562	1:29.948
12	5.602	1:30.439
99	6.211	1:30.094
24	7.105	1:30.048
55	7.214	1:29.757
51	7.450	1:30.316
23	7.980	1:30.250
37	8.469	1:31.043
18	8.543	1:30.472
11	9.082	1:30.984
10	9.986	1:30.140
31	10.084	1:29.900
26	10.652	1:30.467
96	10.726	1:30.157
80	12.733	1:30.195
57	12.961	1:30.083
33	14.299	1:31.445
27	14.382	1:31.352
39	14.820	1:31.060
17	15.068	1:31.094
25	16.430	1:31.448
30	28.395	1:37.609
61	29.202	1:37.229
79	30.108	1:37.012

LAP 4 @ 14:29:05.232		
NO	BEHIND	LAP TIME
4		1:27.164
34	1.091	1:27.131
5	2.328	1:27.674
19	2.694	1:28.102
75	2.804	1:28.097
8	5.679	1:28.380
12	7.342	1:28.904
40	7.540	1:29.142
99	7.619	1:28.572
55	8.348	1:28.298
51	9.126	1:28.840
24	9.259	1:29.318
23	9.445	1:28.629
37	10.081	1:28.776
18	10.202	1:28.823
11	11.079	1:29.161
31	12.796	1:29.876
10	13.152	1:30.330
96	13.502	1:29.940
26	13.846	1:30.358
80	16.038	1:30.469
57	16.055	1:30.258
27	17.926	1:30.708
33	18.518	1:31.383
39	18.755	1:31.099
17	18.874	1:30.970
25	20.604	1:31.338

LAP 5 @ 14:30:32.676		
NO	BEHIND	LAP TIME
4		1:27.444
34	0.681	1:27.034
5	2.553	1:27.669
75	2.675	1:27.315
19	3.331	1:28.081
8	6.655	1:28.420
12	8.222	1:28.324
40	8.505	1:28.409
99	8.849	1:28.674
55	8.967	1:28.063
51	10.419	1:28.737
24	10.625	1:28.810
23	10.856	1:28.855
37	11.902	1:29.265
18	11.903	1:29.145
11	12.976	1:29.341
31	15.255	1:29.903
96	15.678	1:29.620
10	15.874	1:30.166
26	16.541	1:30.139
57	18.847	1:30.236
80	19.349	1:30.755
27	20.765	1:30.283
33	22.083	1:31.009
39	23.137	1:31.826
17	23.138	1:31.708
30	48.163	1:37.225
61	48.196	1:36.367
79	49.147	1:36.670

LAP 6 @ 14:31:59.767		
NO	BEHIND	LAP TIME
4		1:27.091
34	0.989	1:27.399
75	2.982	1:27.398
5	3.437	1:27.975
19	4.521	1:28.281
8	8.017	1:28.453
12	9.608	1:28.477
40	9.714	1:28.300
99	10.402	1:28.644
55	10.531	1:28.655
51	11.832	1:28.504
24	12.205	1:28.671
23	12.265	1:28.500
37	14.085	1:29.274
18	14.165	1:29.353
11	15.350	1:29.465
96	18.828	1:30.241
31	18.864	1:30.700
10	19.451	1:30.668
26	19.895	1:30.445
57	21.727	1:29.971
80	22.613	1:30.355
27	23.878	1:30.204
33	26.326	1:31.334
17	26.965	1:30.918
39	27.811	1:31.765
61	57.727	1:36.622

LAP 7 @ 14:33:26.984		
NO	BEHIND	LAP TIME
4		1:27.217
34	1.301	1:27.529
75	3.244	1:27.479
5	4.056	1:27.836
19	5.649	1:28.345
8	9.196	1:28.396
40	11.281	1:28.784
12	11.441	1:29.050
99	11.868	1:28.683
55	11.938	1:28.624
51	13.148	1:28.533
23	13.455	1:28.407
24	13.955	1:28.967
37	16.364	1:29.496
18	16.464	1:29.516
11	18.131	1:29.998
96	21.391	1:29.780
10	23.239	1:31.005
31	23.244	1:31.597
26	23.550	1:30.872
57	24.401	1:29.891
80	25.738	1:30.342
27	26.661	1:30.000
33	30.486	1:31.377
17	31.266	1:31.518
39	32.869	1:32.275
61	1:06.754	1:36.244
30	1:07.151	1:36.156
79	1:07.789	1:35.860

LAP 8 @ 14:34:54.186		
NO	BEHIND	LAP TIME
4		1:27.202
34	1.756	1:27.657
75	3.349	1:27.307
5	4.668	1:27.814
19	7.013	1:28.566
8	10.540	1:28.546
40	12.275	1:28.196
12	12.582	1:28.343
99	13.322	1:28.656
55	13.406	1:28.670
51	14.575	1:28.629
23	14.813	1:28.560
24	15.569	1:28.816
37	18.809	1:29.647
18	18.864	1:29.602
11	20.650	1:29.721
96	24.390	1:30.201
31	26.386	1:30.344
10	27.089	1:31.052
26	27.235	1:30.887
57	27.268	1:30.069
80	28.836	1:30.300
27	29.259	1:29.800
33	34.676	1:31.392
17	35.792	1:31.728
39	37.117	1:31.450
61	1:15.463	1:35.911
30	1:16.067	1:36.118

LAP 9 @ 14:36:21.598		
NO	BEHIND	LAP TIME
4		1:27.412
34	2.048	1:27.704
75	3.290	1:27.353
5	5.080	1:27.824
19	8.337	1:28.736
8	11.584	1:28.456
40	13.087	1:28.224
12	13.747	1:28.577
99	14.961	1:29.051
55	14.980	1:28.986
51	15.799	1:28.636
23	15.948	1:28.547
24	17.157	1:29.000
37	20.874	1:29.477
18	20.915	1:29.463
11	23.157	1:29.919
96	26.626	1:29.648
31	29.543	1:30.569
57	30.255	1:30.399
26	30.388	1:30.565
10	31.000	1:31.323
80	32.267	1:30.843
27	32.278	1:30.431
33	39.089	1:31.825
17	39.700	1:31.320
39	41.047	1:31.342
61	1:23.985	1:35.934
30	1:24.501	1:35.846
79	1:25.092	1:35.907

LAP 10 @ 14:37:48.780		
NO	BEHIND	LAP TIME
4		1:27.182
34	2.590	1:27.724
75	3.653	1:27.545
5	5.836	1:27.938
19	10.117	1:28.962
8	12.777	1:28.375
40	13.936	1:28.031
12	15.264	1:28.699
99	16.662	1:28.883
55	16.745	1:28.947
51	17.322	1:28.705
23	17.513	1:28.747
24	18.680	1:28.705
18	23.225	1:29.492
37	23.254	1:29.562
11	26.181	1:30.206
96	29.799	1:30.355
31	32.810	1:30.449
57	32.922	1:29.849
26	33.747	1:30.541
27	35.815	1:30.719
80	36.553	1:31.468
33	43.845	1:31.938
17	43.959	1:31.441
39	45.694	1:31.829

MCRCB BULLETIN TK376

2023 Bennetts British Superbike Championship - Round 6

2023 Pirelli National Superstock with Santander Consumer Finance

RACE 2 - LAP CHART

LAP 11 @ 14:39:16.414		
NO	BEHIND	LAP TIME

4		1:27.634
34	3.150	1:28.194
75	3.643	1:27.624
30	1 Lap	1:36.054
61	1 Lap	1:37.480
5	6.841	1:28.639
79	1 Lap	1:37.802
19	11.357	1:28.874
8	13.773	1:28.630
12	16.780	1:29.150
55	17.373	1:28.262
51	18.446	1:28.758
99	18.683	1:29.655
23	18.765	1:28.886
24	20.038	1:28.992
37	25.305	1:29.685
18	25.387	1:29.796
11	28.689	1:30.142
96	32.762	1:30.597
31	35.791	1:30.615
57	35.901	1:30.613
26	36.452	1:30.339
27	38.851	1:30.670
80	40.324	1:31.405
33	48.099	1:31.888
17	48.330	1:32.005
39	49.290	1:31.230

LAP 12 @ 14:40:43.809		
NO	BEHIND	LAP TIME

4		1:27.395
34	3.667	1:27.912
75	3.768	1:27.520
5	7.755	1:28.309
19	13.398	1:29.436
8	15.491	1:29.113
30	1 Lap	1:37.282
79	1 Lap	1:37.282
61	1 Lap	1:39.308
12	18.701	1:29.316
55	18.973	1:28.995
51	19.722	1:28.671
99	20.379	1:29.091
23	20.514	1:29.144
24	22.052	1:29.409
37	27.654	1:29.744
18	27.692	1:29.700
11	31.593	1:30.299
96	36.192	1:30.825
31	38.815	1:30.419
26	39.627	1:30.570
27	42.009	1:30.553
80	44.075	1:31.146
33	52.463	1:31.759
17	53.029	1:32.094
39	53.193	1:31.298

LAP 13 @ 14:42:11.647		
NO	BEHIND	LAP TIME

4		1:27.838
75	3.592	1:27.662
34	3.877	1:28.048

Weather / Track : Cloudy / Dry

5	8.473	1:28.556
19	14.883	1:29.323
8	16.756	1:29.103
12	20.572	1:29.709
55	20.627	1:29.492
51	21.520	1:29.636
99	22.634	1:30.093
23	22.909	1:30.233
24	24.372	1:30.158
30	1 Lap	1:37.558
79	1 Lap	1:36.179
61	1 Lap	1:37.375
18	29.723	1:29.869
37	29.782	1:29.966
11	33.985	1:30.230
96	39.193	1:30.839
31	41.284	1:30.307
26	42.290	1:30.501
27	44.852	1:30.681
80	47.412	1:31.175
33	56.708	1:32.083
39	57.394	1:32.039
17	57.633	1:32.442

LAP 14 @ 14:43:39.943		
NO	BEHIND	LAP TIME

4		1:28.296
75	2.706	1:27.410
34	3.729	1:28.148
5	9.225	1:29.048
19	16.162	1:29.575
8	17.628	1:29.168
55	21.649	1:29.318
51	22.159	1:28.935
12	22.176	1:29.900
99	23.607	1:29.269
23	23.866	1:29.253
24	25.851	1:29.775
18	32.036	1:30.609
37	32.400	1:30.914
30	1 Lap	1:38.573
61	1 Lap	1:36.103
79	1 Lap	1:38.328
11	36.790	1:31.101
96	42.276	1:31.379
31	43.364	1:30.376
26	44.528	1:30.534
27	47.566	1:31.010
80	50.420	1:31.304
39	1:00.388	1:31.290
17	1:01.537	1:32.200
33	1:03.610	1:35.198

MCRCB BULLETIN TK377

2023 Bennetts British Superbike Championship - Round 6

2023 Pirelli National Superstock with Santander Consumer Finance

RACE 2 - POSITION CHART

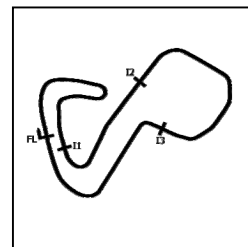
No	Name	Lap														
		Pos	1	2	3	4	5	6	7	8	9	10	11	12	13	14
34	SEELEY	1	19	4	4	4	4	4	4	4	4	4	4	4	4	4
19	TALBOT	2	4	19	34	34	34	34	34	34	34	34	34	34	75	75
3	McCONNELL	3	34	34	19	5	5	75	75	75	75	75	75	75	34	34
5	KERR	4	5	5	5	19	75	5	5	5	5	5	5	5	5	5
8	ROLLO	5	40	75	75	75	19	19	19	19	19	19	19	19	19	19
4	LINFOOT	6	12	12	8	8	8	8	8	8	8	8	8	8	8	8
40	FRANCIS	7	75	3	40	12	12	12	40	40	40	40	12	12	12	55
99	LUXTON	8	3	40	12	40	40	40	12	12	12	12	55	55	55	51
12	HEDGER	9	8	8	99	99	99	99	99	99	99	99	51	51	51	12
75	OLSEN	10	99	99	24	55	55	55	55	55	55	55	99	99	99	99
55	BEECH	11	51	24	55	51	51	51	51	51	51	51	23	23	23	23
11	REID	12	24	51	51	24	24	24	23	23	23	23	24	24	24	24
51	ELLIOTT	13	37	37	23	23	23	23	24	24	24	24	37	37	18	18
37	HILLIER	14	55	55	37	37	37	37	37	37	37	18	18	18	37	37
18	WINFIELD	15	11	23	18	18	18	18	18	18	18	37	11	11	11	11
24	CUMMINS	16	23	18	11	11	11	11	11	11	11	11	96	96	96	96
10	SHELDON-SHAW	17	18	11	10	31	31	96	96	96	96	96	31	31	31	31
23	ALLINGHAM	18	10	10	31	10	96	31	10	31	31	31	57	26	26	26
39	MORGAN	19	26	31	26	96	10	10	31	10	57	57	26	27	27	27
25	BOERBOOM	20	31	26	96	26	26	26	26	26	26	26	27	80	80	80
96	SMITH	21	96	96	80	80	57	57	57	57	10	27	80	33	33	39
31	COX	22	33	80	57	57	80	80	80	80	80	80	33	17	39	17
26	MOORE	23	80	33	33	27	27	27	27	27	27	33	17	39	17	33
33	THOMSON	24	39	57	27	33	33	33	33	33	33	17	39	30	30	
80	BEY	25	57	27	39	39	39	17	17	17	17	39	30	79	61	
57	WHITE	26	27	39	17	17	17	39	39	39	39	30	79	61	79	
27	SYMONDS	27	17	17	25	25	30	61	61	61	61	61	61			
61	McFARLANE	28	25	25	30	30	61	30	30	30	30	79				
30	ROOKE	29	30	30	61	61	79	79	79	79	79					
17	WHELAN	30	61	61	79	79										
79	BURRILL	31	79	79												

MCRCB BULLETIN TK378

2023 Bennetts British Superbike Championship - Round 6

2023 Pirelli National Superstock with Santander Consumer Finance

RACE 2 - SECTOR ANALYSIS



SECTOR 1 = FL to I1, SECTOR 2 = I1 to I2 SECTOR 3 = I2 to I3, SECTOR 4 = I3 to FL, DIFF = Difference To Personal Best Lap, P = Crossed Finish Line in Pit Lane, D = Time Disallowed

P1		4		Dan LINFOOT				Honda - Optimum Bikes Racing Ltd				
IDEAL LAP TIME : 1:26.848		BEST LAP TIME : 1:26.970		DIFFERENCE : 0.122								
LAP	SECTOR 1	SECTOR 2		SECTOR 3		SECTOR 4		LAP TIME	MPH	DIFF	TIME OF DAY	
1 -		122.2	15.159	158.6	24.088	91.9	20.520	157.5	1:32.949	94.24	5.979	14:24:43.717
2 -	28.115	126.6	15.057	164.4	23.742	91.9	20.467	158.2	1:27.381	100.24	0.411	14:26:11.098
3 -	27.749	127.5	14.937	165.2	23.825	91.4	20.459	159.0	1:26.970 (1)	100.72		14:27:38.068
4 -	27.793	126.6	15.009	162.8	23.883	93.4	20.479	160.1	1:27.164 (3)	100.49	0.194	14:29:05.232
5 -	28.007	126.6	14.984	164.4	23.970	93.0	20.483	160.1	1:27.444	100.17	0.474	14:30:32.676
6 -	27.806	126.6	15.006	164.8	23.805	92.8	20.474	159.0	1:27.091 (2)	100.58	0.121	14:31:59.767
7 -	27.877	125.6	15.014	166.5	23.806	94.6	20.520	159.4	1:27.217	100.43	0.247	14:33:26.984
8 -	27.838	126.1	14.907	165.6	23.858	91.9	20.599	158.6	1:27.202	100.45	0.232	14:34:54.186
9 -	27.956	126.1	15.003	164.0	23.866	93.4	20.587	159.0	1:27.412	100.21	0.442	14:36:21.598
10 -	27.935	126.1	14.951	166.9	23.846	92.8	20.450	160.9	1:27.182	100.47	0.212	14:37:48.780
11 -	27.986	126.1	15.065	166.1	23.974	89.5	20.609	159.7	1:27.634	99.95	0.664	14:39:16.414
12 -	28.004	125.2	14.973	165.2	23.882	93.3	20.536	158.2	1:27.395	100.23	0.425	14:40:43.809
13 -	28.061	125.2	15.055	166.1	24.072	91.6	20.650	158.6	1:27.838	99.72	0.868	14:42:11.647
14 -	28.236	125.2	15.071	164.8	24.115	91.9	20.874	140.1	1:28.296	99.20	1.326	14:43:39.943

P2		75		Alex OLSEN				Honda - Cumins by Team IWR Honda				
IDEAL LAP TIME : 1:26.772		BEST LAP TIME : 1:27.307		DIFFERENCE : 0.535								
LAP	SECTOR 1	SECTOR 2		SECTOR 3		SECTOR 4		LAP TIME	MPH	DIFF	TIME OF DAY	
1 -		116.9	15.409	153.2	24.201	90.9	20.374	163.2	1:33.872	93.31	6.565	14:24:44.640
2 -	28.510	122.9	15.336	159.4	23.914	94.7	20.133	161.3	1:27.893	99.66	0.586	14:26:12.533
3 -	27.986	122.4	14.941	157.1	24.160	90.8	20.319	160.9	1:27.406	100.22	0.099	14:27:39.939
4 -	28.346	118.3	15.016	155.3	24.200	91.9	20.535	158.6	1:28.097	99.43	0.790	14:29:08.036
5 -	28.274	121.3	14.955	162.0	23.781	95.1	20.305	161.7	1:27.315 (2)	100.32	0.008	14:30:35.351
6 -	28.013	125.9	15.199	164.0	23.773	92.3	20.413	160.9	1:27.398	100.22	0.091	14:32:02.749
7 -	27.925	126.6	15.133	160.9	24.023	93.3	20.398	161.3	1:27.479	100.13	0.172	14:33:30.228
8 -	28.119	122.0	15.059	163.2	23.897	96.0	20.232	160.1	1:27.307 (1)	100.33		14:34:57.535
9 -	28.004	125.4	15.112	159.7	23.849	95.1	20.388	161.3	1:27.353 (3)	100.28	0.046	14:36:24.888
10 -	28.155	125.9	15.087	165.6	23.918	94.5	20.385	162.0	1:27.545	100.06	0.238	14:37:52.433
11 -	28.179	125.6	15.094	157.9	24.028	94.2	20.323	162.0	1:27.624	99.97	0.317	14:39:20.057
12 -	28.081	121.3	15.114	162.0	23.944	91.8	20.381	160.9	1:27.520	100.08	0.213	14:40:47.577
13 -	28.154	121.1	15.129	159.4	23.999	94.1	20.380	160.9	1:27.662	99.92	0.355	14:42:15.239
14 -	28.073	124.0	14.993	164.8	23.892	95.1	20.452	160.9	1:27.410	100.21	0.103	14:43:42.649

P3		34		Alastair SEELEY				BMW - SYNETIQ BMW Motorrad				
IDEAL LAP TIME : 1:26.880		BEST LAP TIME : 1:27.034		DIFFERENCE : 0.154								
LAP	SECTOR 1	SECTOR 2		SECTOR 3		SECTOR 4		LAP TIME	MPH	DIFF	TIME OF DAY	
1 -		116.5	15.158	156.7	24.081	97.1	20.807	158.6	1:33.033	94.15	5.999	14:24:43.801
2 -	28.329	118.3	15.063	154.6	24.211	89.1	20.211	161.7	1:27.814	99.75	0.780	14:26:11.615
3 -	28.188	120.9	15.042	160.1	23.971	92.9	20.376	162.0	1:27.577	100.02	0.543	14:27:39.192
4 -	27.937	119.8	14.954	162.0	23.959	94.3	20.281	163.2	1:27.131 (2)	100.53	0.097	14:29:06.323
5 -	27.986	119.1	14.899	162.8	23.833	93.3	20.316	162.0	1:27.034 (1)	100.64		14:30:33.357
6 -	28.050	120.9	14.945	162.8	23.995	91.3	20.409	162.0	1:27.399 (3)	100.22	0.365	14:32:00.756
7 -	28.104	120.0	14.993	161.7	24.000	92.9	20.432	161.7	1:27.529	100.07	0.495	14:33:28.285
8 -	28.042	117.9	15.063	160.5	24.119	93.4	20.433	160.1	1:27.657	99.93	0.623	14:34:55.942
9 -	28.221	118.7	15.012	164.0	24.099	93.4	20.372	162.8	1:27.704	99.87	0.670	14:36:23.646
10 -	28.068	119.1	14.970	161.7	24.156	93.7	20.530	161.3	1:27.724	99.85	0.690	14:37:51.370
11 -	28.181	117.3	15.071	157.9	24.459	94.1	20.483	162.0	1:28.194	99.32	1.160	14:39:19.564
12 -	28.267	117.9	15.111	156.0	24.113	94.9	20.421	160.9	1:27.912	99.64	0.878	14:40:47.476
13 -	28.120	121.1	15.048	161.3	24.373	90.9	20.507	163.2	1:28.048	99.48	1.014	14:42:15.524
14 -	28.304	115.5	15.062	159.7	24.308	93.2	20.474	160.9	1:28.148	99.37	1.114	14:43:43.672

MCRCB BULLETIN TK378

2023 Bennetts British Superbike Championship - Round 6

2023 Pirelli National Superstock with Santander Consumer Finance

RACE 2 - SECTOR ANALYSIS



SECTOR 1 = FL to I1, SECTOR 2 = I1 to I2 SECTOR 3 = I2 to I3, SECTOR 4 = I3 to FL, DIFF = Difference To Personal Best Lap, P = Crossed Finish Line in Pit Lane, D = Time Disallowed

P4		5		Richard KERR				Honda - AMD Motorsport				
IDEAL LAP TIME : 1:27.373		BEST LAP TIME : 1:27.669				DIFFERENCE : 0.296						
LAP	SECTOR 1	SECTOR 2		SECTOR 3		SECTOR 4		LAP TIME	MPH	DIFF	TIME OF DAY	
1 -		118.9	15.332	151.1	24.246	91.3	20.510	160.9	1:33.242	93.94	5.573	14:24:44.010
2 -	28.363	118.1	15.061	158.6	24.116	86.7	20.459	160.9	1:27.999	99.54	0.330	14:26:12.009
3 -	28.203	121.1	15.022	158.6	24.208	90.3	20.444	162.0	1:27.877	99.68	0.208	14:27:39.886
4 -	28.086	121.5	15.102	162.0	23.923	92.9	20.563	160.9	1:27.674 (2)	99.91	0.005	14:29:07.560
5 -	28.014	122.6	15.103	163.6	23.893	92.5	20.659	159.4	1:27.669 (1)	99.91		14:30:35.229
6 -	28.134	122.4	15.243	157.1	24.086	92.3	20.512	159.7	1:27.975	99.57	0.306	14:32:03.204
7 -	28.153	122.9	15.033	164.4	24.147	93.2	20.503	159.4	1:27.836	99.72	0.167	14:33:31.040
8 -	28.072	121.1	15.126	164.0	24.089	93.2	20.527	158.6	1:27.814 (3)	99.75	0.145	14:34:58.854
9 -	28.115	123.1	15.062	165.6	24.040	92.8	20.607	159.7	1:27.824	99.74	0.155	14:36:26.678
10 -	28.155	123.3	15.074	164.4	24.079	93.3	20.630	160.5	1:27.938	99.61	0.269	14:37:54.616
11 -	28.338	123.8	15.183	160.9	24.205	95.8	20.913	160.5	1:28.639	98.82	0.970	14:39:23.255
12 -	28.330	119.1	15.226	162.8	24.172	90.5	20.581	158.2	1:28.309	99.19	0.640	14:40:51.564
13 -	28.311	121.5	15.256	164.4	24.254	92.9	20.735	159.0	1:28.556	98.91	0.887	14:42:20.120
14 -	28.426	117.1	15.177	160.9	24.536	90.6	20.909	154.6	1:29.048	98.37	1.379	14:43:49.168

P5		19		Joe TALBOT				Honda - JR Performance Racing				
IDEAL LAP TIME : 1:27.789		BEST LAP TIME : 1:27.951				DIFFERENCE : 0.162						
LAP	SECTOR 1	SECTOR 2		SECTOR 3		SECTOR 4		LAP TIME	MPH	DIFF	TIME OF DAY	
1 -		120.2	15.336	156.7	24.299	93.4	20.669	159.0	1:32.888	94.30	4.937	14:24:43.656
2 -	28.138	120.6	15.195	155.3	24.193	93.4	20.425	160.1	1:27.951 (1)	99.59		14:26:11.607
3 -	28.328	121.7	15.219	158.6	24.203	94.5	20.467	161.7	1:28.217	99.29	0.266	14:27:39.824
4 -	28.212	118.3	15.180	156.4	24.153	94.7	20.557	161.3	1:28.102 (3)	99.42	0.151	14:29:07.926
5 -	28.198	122.6	15.088	159.7	24.227	95.4	20.568	160.1	1:28.081 (2)	99.45	0.130	14:30:36.007
6 -	28.183	123.3	15.112	157.1	24.290	93.9	20.696	157.9	1:28.281	99.22	0.330	14:32:04.288
7 -	28.127	124.0	15.204	156.0	24.328	92.4	20.686	159.0	1:28.345	99.15	0.394	14:33:32.633
8 -	28.246	121.5	15.084	158.2	24.489	92.3	20.747	157.1	1:28.566	98.90	0.615	14:35:01.199
9 -	28.421	122.9	15.172	155.3	24.434	94.9	20.709	157.5	1:28.736	98.71	0.785	14:36:29.935
10 -	28.374	121.5	15.258	152.5	24.506	92.6	20.824	157.9	1:28.962	98.46	1.011	14:37:58.897
11 -	28.344	120.0	15.297	157.1	24.378	92.5	20.855	157.9	1:28.874	98.56	0.923	14:39:27.771
12 -	28.502	118.5	15.255	152.5	24.895	93.3	20.784	156.7	1:29.436	97.94	1.485	14:40:57.207
13 -	28.469	120.4	15.321	157.5	24.615	95.1	20.918	155.7	1:29.323	98.06	1.372	14:42:26.530
14 -	28.608	117.9	15.321	157.5	24.707	92.8	20.939	153.9	1:29.575	97.79	1.624	14:43:56.105

P6		8		Lewis ROLLO				Aprilia - IN Competition / Aprilia				
IDEAL LAP TIME : 1:27.860		BEST LAP TIME : 1:28.375				DIFFERENCE : 0.515						
LAP	SECTOR 1	SECTOR 2		SECTOR 3		SECTOR 4		LAP TIME	MPH	DIFF	TIME OF DAY	
1 -		118.9	15.714	152.5	24.436	94.9	20.493	159.0	1:34.330	92.86	5.955	14:24:45.098
2 -	28.393	112.0	15.524	151.1	24.224	93.0	20.456	159.4	1:28.597	98.87	0.222	14:26:13.695
3 -	29.153	122.0	14.993	159.4	24.200	95.3	20.490	160.1	1:28.836	98.60	0.461	14:27:42.531
4 -	28.370	121.5	15.031	162.8	24.322	94.9	20.657	160.5	1:28.380 (2)	99.11	0.005	14:29:10.911
5 -	28.249	120.4	15.162	160.9	24.266	94.9	20.743	159.4	1:28.420	99.07	0.045	14:30:39.331
6 -	28.211	121.3	15.230	157.5	24.391	92.0	20.621	158.6	1:28.453	99.03	0.078	14:32:07.784
7 -	28.386	120.0	15.124	159.0	24.206	92.5	20.680	159.0	1:28.396 (3)	99.09	0.021	14:33:36.180
8 -	28.448	119.8	15.138	160.5	24.223	93.4	20.737	159.0	1:28.546	98.92	0.171	14:35:04.726
9 -	28.351	119.8	15.188	159.4	24.225	92.9	20.692	157.9	1:28.456	99.03	0.081	14:36:33.182
10 -	28.320	120.6	15.112	160.9	24.280	92.9	20.663	159.4	1:28.375 (1)	99.12		14:38:01.557
11 -	28.367	122.2	15.142	158.6	24.404	92.8	20.717	160.1	1:28.630	98.83	0.255	14:39:30.187
12 -	28.251	117.7	15.249	160.9	24.600	95.3	21.013	156.7	1:29.113	98.30	0.738	14:40:59.300
13 -	28.565	119.1	15.252	158.2	24.498	94.1	20.788	158.6	1:29.103	98.31	0.728	14:42:28.403
14 -	28.598	119.4	15.287	156.4	24.490	91.9	20.793	154.2	1:29.168	98.23	0.793	14:43:57.571

RACE 2 - SECTOR ANALYSIS



SECTOR 1 = FL to I1, SECTOR 2 = I1 to I2 SECTOR 3 = I2 to I3, SECTOR 4 = I3 to FL, DIFF = Difference To Personal Best Lap, P = Crossed Finish Line in Pit Lane, D = Time Disallowed

P7 55		Ash BEECH				Honda - Jones Dorling Racing						
IDEAL LAP TIME : 1:27.846		BEST LAP TIME : 1:28.063				DIFFERENCE : 0.217						
LAP	SECTOR 1	SECTOR 2		SECTOR 3		SECTOR 4		LAP TIME	MPH	DIFF	TIME OF DAY	
1 -		112.2	15.655	146.8	24.443	92.1	20.714	158.2	1:35.528	91.69	7.465	14:24:46.296
2 -	28.457	118.3	15.670	148.7	24.482	90.0	20.620	160.5	1:29.229	98.17	1.166	14:26:15.525
3 -	29.766	119.6	15.147	155.7	24.142	88.7	20.702	158.2	1:29.757	97.59	1.694	14:27:45.282
4 -	28.535	124.7	15.241	158.2	23.905	95.8	20.617	159.4	1:28.298	(3)	99.20	14:29:13.580
5 -	28.350	123.1	15.156	156.7	24.065	90.9	20.492	156.7	1:28.063	(1)	99.47	14:30:41.643
6 -	28.448	117.3	15.260	152.5	24.334	88.4	20.613	156.7	1:28.655	98.80	0.592	14:32:10.298
7 -	28.401	117.9	15.242	155.7	24.423	92.1	20.558	159.0	1:28.624	98.84	0.561	14:33:38.922
8 -	28.421	119.8	15.099	153.9	24.525	87.7	20.625	157.5	1:28.670	98.79	0.607	14:35:07.592
9 -	28.801	116.5	15.242	151.8	24.340	89.7	20.603	158.6	1:28.986	98.44	0.923	14:36:36.578
10 -	29.018	119.6	15.240	157.9	24.056	90.3	20.633	158.6	1:28.947	98.48	0.884	14:38:05.525
11 -	28.352	123.5	15.166	159.7	24.164	93.2	20.580	158.2	1:28.262	(2)	99.24	14:39:33.787
12 -	28.452	121.1	15.228	154.9	24.370	87.0	20.945	151.4	1:28.995	98.43	0.932	14:41:02.782
13 -	29.058	119.1	15.357	156.0	24.327	91.6	20.750	156.0	1:29.492	97.88	1.429	14:42:32.274
14 -	28.862	117.9	15.442	152.8	24.254	93.9	20.760	157.1	1:29.318	98.07	1.255	14:44:01.592

P8 51		Brayden ELLIOTT				Kawasaki - DAO Racing							
IDEAL LAP TIME : 1:28.184		BEST LAP TIME : 1:28.504				DIFFERENCE : 0.320							
LAP	SECTOR 1	SECTOR 2		SECTOR 3		SECTOR 4		LAP TIME	MPH	DIFF	TIME OF DAY		
1 -		113.9	15.732	152.1	24.269	90.5	20.724	157.1	1:34.803	92.40	6.299	14:24:45.571	
2 -	29.111	114.9	15.585	151.1	24.290	92.4	20.645	157.5	1:29.631	97.73	1.127	14:26:15.202	
3 -	29.763	112.7	15.574	149.1	24.295	90.6	20.684	155.3	1:30.316	96.99	1.812	14:27:45.518	
4 -	28.660	117.3	15.414	151.8	23.994	95.5	20.772	159.7	1:28.840	98.60	0.336	14:29:14.358	
5 -	28.702	121.7	15.188	158.2	24.155	96.1	20.692	158.2	1:28.737	98.71	0.233	14:30:43.095	
6 -	28.500	121.3	15.234	157.5	24.118	93.5	20.652	157.9	1:28.504	(1)	98.97	14:32:11.599	
7 -	28.522	119.4	15.229	157.9	24.141	94.7	20.641	158.6	1:28.533	(2)	98.94	0.029	14:33:40.132
8 -	28.592	120.2	15.264	157.9	24.083	94.5	20.690	158.2	1:28.629	(3)	98.83	0.125	14:35:08.761
9 -	28.481	118.3	15.161	157.5	24.297	93.5	20.697	158.2	1:28.636	98.82	0.132	14:36:37.397	
10 -	28.652	120.6	15.140	153.9	24.184	93.8	20.729	157.9	1:28.705	98.75	0.201	14:38:06.102	
11 -	28.415	118.5	15.258	152.5	24.275	92.6	20.810	156.7	1:28.758	98.69	0.254	14:39:34.860	
12 -	28.489	121.5	15.134	157.1	24.290	93.9	20.758	156.4	1:28.671	98.79	0.167	14:41:03.531	
13 -	28.882	116.3	15.346	139.2	24.528	95.7	20.880	157.1	1:29.636	97.72	1.132	14:42:33.167	
14 -	28.493	120.4	15.403	154.2	24.276	94.1	20.763	157.1	1:28.935	98.49	0.431	14:44:02.102	

P9 12		Luke HEDGER				Kawasaki - MAD Racing							
IDEAL LAP TIME : 1:28.054		BEST LAP TIME : 1:28.324				DIFFERENCE : 0.270							
LAP	SECTOR 1	SECTOR 2		SECTOR 3		SECTOR 4		LAP TIME	MPH	DIFF	TIME OF DAY		
1 -		115.7	15.357	153.2	24.213	89.4	20.564	162.4	1:33.786	93.40	5.462	14:24:44.554	
2 -	28.515	123.1	15.350	160.5	24.244	92.8	20.568	159.4	1:28.677	98.78	0.353	14:26:13.231	
3 -	30.418	115.5	15.375	152.1	24.076	91.9	20.570	159.7	1:30.439	96.85	2.115	14:27:43.670	
4 -	28.428	121.1	15.354	159.4	24.291	93.2	20.831	159.4	1:28.904	98.53	0.580	14:29:12.574	
5 -	28.295	122.4	15.290	159.4	24.090	92.0	20.649	159.0	1:28.324	(1)	99.17	14:30:40.898	
6 -	28.288	120.0	15.261	163.6	24.144	91.4	20.784	157.1	1:28.477	(3)	99.00	0.153	14:32:09.375
7 -	28.783	124.2	15.206	164.4	24.427	92.5	20.634	159.4	1:29.050	98.36	0.726	14:33:38.425	
8 -	28.348	118.7	15.139	160.9	24.231	92.1	20.625	160.1	1:28.343	(2)	99.15	0.019	14:35:06.768
9 -	28.408	118.1	15.126	160.5	24.302	92.0	20.741	158.6	1:28.577	98.89	0.253	14:36:35.345	
10 -	28.456	120.9	15.206	159.0	24.270	92.9	20.767	159.4	1:28.699	98.75	0.375	14:38:04.044	
11 -	28.586	118.9	15.374	160.9	24.353	92.9	20.837	157.5	1:29.150	98.25	0.826	14:39:33.194	
12 -	28.729	118.5	15.268	160.5	24.460	91.9	20.859	159.0	1:29.316	98.07	0.992	14:41:02.510	
13 -	28.782	112.9	15.609	160.9	24.420	93.0	20.898	157.9	1:29.709	97.64	1.385	14:42:32.219	
14 -	28.810	119.4	15.413	161.3	24.656	90.0	21.021	156.4	1:29.900	97.43	1.576	14:44:02.119	

RACE 2 - SECTOR ANALYSIS



SECTOR 1 = FL to I1, SECTOR 2 = I1 to I2 SECTOR 3 = I2 to I3, SECTOR 4 = I3 to FL, DIFF = Difference To Personal Best Lap, P = Crossed Finish Line in Pit Lane, D = Time Disallowed

P10 99		Ben LUXTON						Honda - Ben Luxton Racing				
IDEAL LAP TIME : 1:28.316		BEST LAP TIME : 1:28.572						DIFFERENCE : 0.256				
LAP	SECTOR 1	SECTOR 2		SECTOR 3		SECTOR 4		LAP TIME	MPH	DIFF	TIME OF DAY	
1 -		112.9	15.658	151.1	24.471	91.9	20.583	158.6	1:34.548	92.64	5.976	14:24:45.316
2 -	28.480	115.3	15.446	152.1	24.345	90.9	20.598	157.5	1:28.869	98.57	0.297	14:26:14.185
3 -	29.695	114.7	15.464	151.8	24.312	90.1	20.623	160.9	1:30.094	97.23	1.522	14:27:44.279
4 -	28.279	112.9	15.295	157.5	24.372	91.6	20.626	159.7	1:28.572 (1)	98.90		14:29:12.851
5 -	28.483	115.3	15.213	153.5	24.417	88.8	20.561	161.3	1:28.674	98.78	0.102	14:30:41.525
6 -	28.424	112.9	15.244	156.4	24.349	90.0	20.627	159.0	1:28.644 (2)	98.82	0.072	14:32:10.169
7 -	28.389	117.3	15.164	155.3	24.445	92.4	20.685	161.7	1:28.683	98.77	0.111	14:33:38.852
8 -	28.315	115.3	15.188	154.6	24.448	89.2	20.705	159.7	1:28.656 (3)	98.80	0.084	14:35:07.508
9 -	28.720	115.7	15.256	156.7	24.369	90.6	20.706	160.1	1:29.051	98.36	0.479	14:36:36.559
10 -	28.446	112.9	15.261	156.7	24.468	90.3	20.708	158.6	1:28.883	98.55	0.311	14:38:05.442
11 -	28.862	114.5	15.260	157.5	24.471	89.1	21.062	158.6	1:29.655	97.70	1.083	14:39:35.097
12 -	28.635	110.7	15.190	156.4	24.468	88.8	20.798	158.2	1:29.091	98.32	0.519	14:41:04.188
13 -	28.891	110.3	15.672	153.9	24.756	91.6	20.774	157.1	1:30.093	97.23	1.521	14:42:34.281
14 -	28.458	116.1	15.340	157.1	24.541	89.8	20.930	159.0	1:29.269	98.12	0.697	14:44:03.550

P11 23		David ALLINGHAM						Honda - SMS Racing				
IDEAL LAP TIME : 1:28.228		BEST LAP TIME : 1:28.407						DIFFERENCE : 0.179				
LAP	SECTOR 1	SECTOR 2		SECTOR 3		SECTOR 4		LAP TIME	MPH	DIFF	TIME OF DAY	
1 -		108.9	15.492	150.1	24.712	88.6	20.647	156.4	1:36.044	91.20	7.637	14:24:46.812
2 -	28.578	113.1	15.314	147.4	24.455	90.9	20.639	158.2	1:28.986	98.44	0.579	14:26:15.798
3 -	29.962	110.7	15.330	157.9	24.417	90.8	20.541	160.1	1:30.250	97.06	1.843	14:27:46.048
4 -	28.625	115.7	15.185	154.2	24.241	90.4	20.578	160.9	1:28.629	98.83	0.222	14:29:14.677
5 -	28.825	112.9	15.185	157.9	24.338	90.1	20.507	160.5	1:28.855	98.58	0.448	14:30:43.532
6 -	28.608	116.5	15.194	157.1	24.177	90.3	20.521	161.7	1:28.500 (2)	98.98	0.093	14:32:12.032
7 -	28.528	120.9	15.163	161.3	24.142	95.3	20.574	159.4	1:28.407 (1)	99.08		14:33:40.439
8 -	28.595	118.3	15.079	155.7	24.362	92.6	20.524	159.0	1:28.560	98.91	0.153	14:35:08.999
9 -	28.500	117.3	15.195	160.5	24.345	91.9	20.507	157.9	1:28.547 (3)	98.92	0.140	14:36:37.546
10 -	28.742	116.1	15.154	154.6	24.305	92.0	20.546	157.1	1:28.747	98.70	0.340	14:38:06.293
11 -	28.716	116.7	15.126	158.6	24.369	89.9	20.675	159.4	1:28.886	98.55	0.479	14:39:35.179
12 -	28.949	115.7	15.195	159.7	24.355	90.8	20.645	158.2	1:29.144	98.26	0.737	14:41:04.323
13 -	29.257	114.9	15.366	153.2	24.971	89.8	20.639	158.2	1:30.233	97.08	1.826	14:42:34.556
14 -	28.685	116.9	15.256	157.5	24.542	91.9	20.770	150.8	1:29.253	98.14	0.846	14:44:03.809

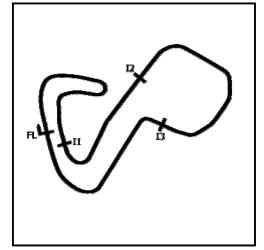
P12 24		Conor CUMMINS						Honda - Milenco by Padgetts Motorcycles				
IDEAL LAP TIME : 1:28.496		BEST LAP TIME : 1:28.671						DIFFERENCE : 0.175				
LAP	SECTOR 1	SECTOR 2		SECTOR 3		SECTOR 4		LAP TIME	MPH	DIFF	TIME OF DAY	
1 -		111.6	15.531	148.7	24.405	87.8	20.768	158.6	1:35.118	92.09	6.447	14:24:45.886
2 -	28.661	115.1	15.496	156.0	24.265	89.7	20.817	157.9	1:29.239	98.16	0.568	14:26:15.125
3 -	29.707	115.7	15.378	157.9	24.225	90.5	20.738	157.9	1:30.048	97.27	1.377	14:27:45.173
4 -	28.630	115.1	15.595	158.6	24.218	89.3	20.875	157.5	1:29.318	98.07	0.647	14:29:14.491
5 -	28.840	114.7	15.265	162.4	24.135	89.4	20.570	158.6	1:28.810 (3)	98.63	0.139	14:30:43.301
6 -	28.621	116.5	15.261	160.5	24.141	88.7	20.648	157.9	1:28.671 (1)	98.79		14:32:11.972
7 -	28.930	118.3	15.237	160.9	24.166	89.8	20.634	158.2	1:28.967	98.46	0.296	14:33:40.939
8 -	28.624	114.7	15.420	163.2	24.088	88.6	20.684	157.9	1:28.816	98.62	0.145	14:35:09.755
9 -	28.747	118.3	15.297	164.4	24.262	90.1	20.694	157.9	1:29.000	98.42	0.329	14:36:38.755
10 -	28.601	119.6	15.313	161.7	24.139	90.5	20.652	157.9	1:28.705 (2)	98.75	0.034	14:38:07.460
11 -	28.718	115.7	15.366	161.7	24.190	89.4	20.718	156.0	1:28.992	98.43	0.321	14:39:36.452
12 -	28.891	116.7	15.335	160.9	24.374	88.6	20.809	157.1	1:29.409	97.97	0.738	14:41:05.861
13 -	28.936	115.3	15.566	157.9	24.719	88.6	20.937	157.1	1:30.158	97.16	1.487	14:42:36.019
14 -	28.906	113.1	15.502	159.0	24.501	88.3	20.866	155.7	1:29.775	97.57	1.104	14:44:05.794

MCRCB BULLETIN TK378

2023 Bennetts British Superbike Championship - Round 6

2023 Pirelli National Superstock with Santander Consumer Finance

RACE 2 - SECTOR ANALYSIS



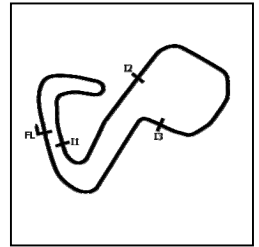
SECTOR 1 = FL to I1, SECTOR 2 = I1 to I2 SECTOR 3 = I2 to I3, SECTOR 4 = I3 to FL, DIFF = Difference To Personal Best Lap, P = Crossed Finish Line in Pit Lane, D = Time Disallowed

P13 18		Shaun WINFIELD				Honda - TAG Racing							
IDEAL LAP TIME : 1:28.233		BEST LAP TIME : 1:28.519				DIFFERENCE : 0.286							
LAP	SECTOR 1	SECTOR 2		SECTOR 3		SECTOR 4		LAP TIME	MPH	DIFF	TIME OF DAY		
1 -		107.2	16.051	139.8	24.642	86.0	20.447	160.9	1:36.852	90.44	8.333	14:24:47.620	
2 -	28.307	117.1	15.054	148.1	24.661	85.8	20.497	159.0	1:28.519 (1)	98.96		14:26:16.139	
3 -	29.868	110.3	15.251	147.4	24.712	86.9	20.641	157.9	1:30.472	96.82	1.953	14:27:46.611	
4 -	28.754	116.1	15.136	153.9	24.449	90.4	20.484	159.7	1:28.823	98.62	0.304	14:29:15.434	
5 -	28.743	116.1	15.358	147.1	24.485	88.4	20.559	157.1	1:29.145	(3)	98.26	0.626	14:30:44.579
6 -	28.795	116.1	15.428	148.7	24.425	90.9	20.705	150.1	1:29.353	98.03	0.834	14:32:13.932	
7 -	28.753	117.3	15.324	150.4	24.722	88.5	20.717	156.0	1:29.516	97.85	0.997	14:33:43.448	
8 -	28.889	113.5	15.269	145.5	24.612	90.0	20.832	154.2	1:29.602	97.76	1.083	14:35:13.050	
9 -	28.906	115.7	15.385	146.8	24.480	89.8	20.692	155.7	1:29.463	97.91	0.944	14:36:42.513	
10 -	28.795	116.1	15.143	154.2	24.620	89.5	20.934	156.7	1:29.492	97.88	0.973	14:38:12.005	
11 -	28.941	115.1	15.323	145.8	24.649	90.9	20.883	150.8	1:29.796	97.55	1.277	14:39:41.801	
12 -	28.870	115.1	15.264	147.8	24.618	90.1	20.948	155.3	1:29.700	97.65	1.181	14:41:11.501	
13 -	28.788	116.5	15.555	150.4	24.586	90.6	20.940	158.6	1:29.869	97.47	1.350	14:42:41.370	
14 -	28.891	112.7	15.458	136.3	25.436	90.0	20.824	157.1	1:30.609	96.67	2.090	14:44:11.979	

P14 37		James HILLIER				Yamaha - LAMI OMG Racing Yamaha							
IDEAL LAP TIME : 1:28.693		BEST LAP TIME : 1:28.776				DIFFERENCE : 0.083							
LAP	SECTOR 1	SECTOR 2		SECTOR 3		SECTOR 4		LAP TIME	MPH	DIFF	TIME OF DAY		
1 -		109.8	15.704	152.8	24.235	94.9	20.858	159.0	1:35.364	91.85	6.588	14:24:46.132	
2 -	28.585	114.3	15.528	159.0	24.502	92.5	20.747	159.7	1:29.362	98.02	0.586	14:26:15.494	
3 -	30.029	111.8	15.549	154.9	24.650	89.4	20.815	159.4	1:31.043	96.21	2.267	14:27:46.537	
4 -	28.543	119.6	15.401	161.7	24.164	92.4	20.668	158.6	1:28.776 (1)	98.67		14:29:15.313	
5 -	28.631	115.9	15.448	162.0	24.367	91.8	20.819	157.1	1:29.265	(2)	98.13	0.489	14:30:44.578
6 -	28.642	120.0	15.438	160.5	24.259	92.1	20.935	157.9	1:29.274	(3)	98.12	0.498	14:32:13.852
7 -	28.692	118.1	15.400	159.0	24.352	92.6	21.052	158.2	1:29.496	97.87	0.720	14:33:43.348	
8 -	28.767	120.6	15.398	159.0	24.448	93.4	21.034	157.5	1:29.647	97.71	0.871	14:35:12.995	
9 -	28.870	118.5	15.318	158.2	24.426	91.5	20.863	157.9	1:29.477	97.90	0.701	14:36:42.472	
10 -	28.588	117.5	15.390	159.7	24.438	94.2	21.146	156.0	1:29.562	97.80	0.786	14:38:12.034	
11 -	28.674	119.4	15.441	159.4	24.456	93.2	21.114	156.7	1:29.685	97.67	0.909	14:39:41.719	
12 -	28.685	120.2	15.398	160.1	24.480	93.7	21.181	157.9	1:29.744	97.60	0.968	14:41:11.463	
13 -	28.633	117.7	15.586	157.5	24.454	97.2	21.293	156.7	1:29.966	97.36	1.190	14:42:41.429	
14 -	29.149	113.5	15.535	153.2	25.383	92.3	20.847	154.2	1:30.914	96.35	2.138	14:44:12.343	

P15 11		Simon REID				Honda - C&L Fairburn Properties Jackson Racing							
IDEAL LAP TIME : 1:28.956		BEST LAP TIME : 1:29.161				DIFFERENCE : 0.205							
LAP	SECTOR 1	SECTOR 2		SECTOR 3		SECTOR 4		LAP TIME	MPH	DIFF	TIME OF DAY		
1 -		106.8	15.475	143.7	24.730	92.0	20.627	157.9	1:35.781	91.45	6.620	14:24:46.549	
2 -	28.581	112.7	15.479	144.9	24.834	90.6	20.723	159.0	1:29.617	97.74	0.456	14:26:16.166	
3 -	29.825	109.4	15.427	149.1	24.913	88.5	20.819	156.7	1:30.984	96.27	1.823	14:27:47.150	
4 -	28.758	113.5	15.229	154.2	24.562	91.4	20.612	157.9	1:29.161 (1)	98.24		14:29:16.311	
5 -	28.681	113.7	15.338	154.6	24.629	91.6	20.693	156.4	1:29.341	(2)	98.04	0.180	14:30:45.652
6 -	28.684	116.3	15.201	155.3	24.643	91.3	20.937	154.6	1:29.465	(3)	97.91	0.304	14:32:15.117
7 -	28.714	117.1	15.536	151.4	24.887	90.4	20.861	154.9	1:29.998	97.33	0.837	14:33:45.115	
8 -	28.791	117.3	15.336	153.2	24.759	92.1	20.835	156.4	1:29.721	97.63	0.560	14:35:14.836	
9 -	28.941	117.9	15.317	156.4	24.667	93.3	20.994	156.4	1:29.919	97.41	0.758	14:36:44.755	
10 -	28.982	117.3	15.449	153.5	24.851	89.4	20.924	154.6	1:30.206	97.10	1.045	14:38:14.961	
11 -	28.970	117.1	15.441	152.1	24.799	88.0	20.932	154.6	1:30.142	97.17	0.981	14:39:45.103	
12 -	28.974	113.7	15.554	152.8	24.863	89.5	20.908	155.7	1:30.299	97.00	1.138	14:41:15.402	
13 -	28.952	111.2	15.518	156.4	24.823	89.9	20.937	154.2	1:30.230	97.08	1.069	14:42:45.632	
14 -	29.151	116.1	15.497	152.8	25.291	89.8	21.162	142.1	1:31.101	96.15	1.940	14:44:16.733	

RACE 2 - SECTOR ANALYSIS



SECTOR 1 = FL to I1, SECTOR 2 = I1 to I2 SECTOR 3 = I2 to I3, SECTOR 4 = I3 to FL, DIFF = Difference To Personal Best Lap, P = Crossed Finish Line in Pit Lane, D = Time Disallowed

P16 96		Kieran SMITH				Honda - Corkie Racing						
IDEAL LAP TIME : 1:29.259		BEST LAP TIME : 1:29.620				DIFFERENCE : 0.361						
LAP	SECTOR 1	SECTOR 2		SECTOR 3		SECTOR 4		LAP TIME	MPH	DIFF	TIME OF DAY	
1 -		100.7	16.071	146.5	24.977	89.3	20.943	158.2	1:37.855	89.51	8.235	14:24:48.623
2 -	28.838	115.1	15.653	153.2	24.556	89.9	20.967	159.0	1:30.014	97.31	0.394	14:26:18.637
3 -	29.076	113.1	15.350	157.1	24.765	89.9	20.966	159.0	1:30.157	97.16	0.537	14:27:48.794
4 -	28.537	112.2	15.427	152.8	24.869	90.0	21.107	160.1	1:29.940	97.39	0.320	14:29:18.734
5 -	28.643	110.3	15.382	159.0	24.779	89.8	20.816	158.6	1:29.620 (1)	97.74		14:30:48.354
6 -	28.686	120.6	15.589	153.2	24.901	89.4	21.065	154.2	1:30.241	97.07	0.621	14:32:18.595
7 -	28.730	118.1	15.394	160.1	24.690	87.7	20.966	157.9	1:29.780 (3)	97.57	0.160	14:33:48.375
8 -	28.683	115.1	15.627	157.5	24.767	89.5	21.124	156.7	1:30.201	97.11	0.581	14:35:18.576
9 -	28.605	118.1	15.484	157.5	24.705	92.0	20.854	156.7	1:29.648 (2)	97.71	0.028	14:36:48.224
10 -	28.811	115.9	15.625	159.7	24.785	90.6	21.134	156.4	1:30.355	96.94	0.735	14:38:18.579
11 -	29.107	113.5	15.536	158.6	24.809	89.8	21.145	154.6	1:30.597	96.69	0.977	14:39:49.176
12 -	28.925	115.3	15.714	157.9	24.859	91.3	21.327	156.7	1:30.825	96.44	1.205	14:41:20.001
13 -	29.021	114.3	15.556	155.3	24.868	91.6	21.394	155.3	1:30.839	96.43	1.219	14:42:50.840
14 -	28.980	113.5	15.712	156.7	25.187	90.9	21.500	152.5	1:31.379	95.86	1.759	14:44:22.219

P17 31		Sam COX				BMW - Sam Cox Racing with Armada Marine Cables						
IDEAL LAP TIME : 1:29.591		BEST LAP TIME : 1:29.839				DIFFERENCE : 0.248						
LAP	SECTOR 1	SECTOR 2		SECTOR 3		SECTOR 4		LAP TIME	MPH	DIFF	TIME OF DAY	
1 -		105.3	15.932	148.1	24.926	89.0	21.114	157.1	1:37.645	89.71	7.806	14:24:48.413
2 -	28.926	117.1	15.476	156.0	24.455	87.7	20.982	158.2	1:29.839 (1)	97.50		14:26:18.252
3 -	29.045	119.6	15.360	154.2	24.615	87.7	20.880	157.5	1:29.900 (3)	97.43	0.061	14:27:48.152
4 -	28.997	115.1	15.420	156.0	24.551	86.7	20.908	157.5	1:29.876 (2)	97.46	0.037	14:29:18.028
5 -	28.918	117.3	15.338	161.3	24.725	90.9	20.922	157.1	1:29.903	97.43	0.064	14:30:47.931
6 -	29.089	117.5	15.777	150.8	24.921	87.0	20.913	156.4	1:30.700	96.58	0.861	14:32:18.631
7 -	29.782	113.3	15.735	147.8	25.077	84.2	21.003	157.5	1:31.597	95.63	1.758	14:33:50.228
8 -	29.094	118.9	15.458	159.4	24.799	88.7	20.993	157.1	1:30.344	96.96	0.505	14:35:20.572
9 -	29.326	121.5	15.537	153.2	24.673	90.8	21.033	155.7	1:30.569	96.72	0.730	14:36:51.141
10 -	29.293	117.3	15.478	154.6	24.711	86.5	20.967	156.4	1:30.449	96.84	0.610	14:38:21.590
11 -	29.188	116.3	15.472	151.8	24.830	87.4	21.125	155.7	1:30.615	96.67	0.776	14:39:52.205
12 -	29.116	116.1	15.425	157.5	24.690	91.3	21.188	148.1	1:30.419	96.88	0.580	14:41:22.624
13 -	29.073	119.8	15.507	153.2	24.667	89.5	21.060	156.4	1:30.307	97.00	0.468	14:42:52.931
14 -	28.967	115.7	15.574	154.6	24.753	93.2	21.082	150.4	1:30.376	96.92	0.537	14:44:23.307

P18 26		Joe MOORE				Suzuki - Clearline Racing						
IDEAL LAP TIME : 1:29.721		BEST LAP TIME : 1:30.139				DIFFERENCE : 0.418						
LAP	SECTOR 1	SECTOR 2		SECTOR 3		SECTOR 4		LAP TIME	MPH	DIFF	TIME OF DAY	
1 -		111.2	15.718	150.8	24.814	87.8	20.928	155.7	1:37.175	90.14	7.036	14:24:47.943
2 -	28.834	117.7	15.687	154.2	24.715	89.7	21.074	154.2	1:30.310 (2)	96.99	0.171	14:26:18.253
3 -	29.276	111.6	15.525	158.6	24.523	90.3	21.143	154.2	1:30.467	96.82	0.328	14:27:48.720
4 -	28.976	112.2	15.503	157.9	24.837	88.3	21.042	155.7	1:30.358	96.94	0.219	14:29:19.078
5 -	28.856	117.7	15.436	157.9	24.657	85.9	21.190	154.2	1:30.139 (1)	97.18		14:30:49.217
6 -	28.972	115.9	15.495	157.9	24.819	88.5	21.159	154.2	1:30.445	96.85	0.306	14:32:19.662
7 -	28.839	113.7	15.944	157.9	24.941	85.3	21.148	154.2	1:30.872	96.39	0.733	14:33:50.534
8 -	29.229	113.5	15.631	151.4	24.930	87.7	21.097	154.2	1:30.887	96.38	0.748	14:35:21.421
9 -	29.075	116.9	15.601	157.9	24.649	87.6	21.240	145.8	1:30.565	96.72	0.426	14:36:51.986
10 -	28.965	114.7	15.723	154.2	24.733	86.9	21.120	154.2	1:30.541	96.75	0.402	14:38:22.527
11 -	28.941	116.9	15.469	153.9	24.672	88.6	21.257	153.5	1:30.339 (3)	96.96	0.200	14:39:52.866
12 -	28.984	114.7	15.511	154.6	24.877	89.3	21.198	152.8	1:30.570	96.71	0.431	14:41:23.436
13 -	28.983	115.1	15.494	153.9	24.779	88.5	21.245	152.8	1:30.501	96.79	0.362	14:42:53.937
14 -	28.931	113.5	15.592	154.2	24.746	90.1	21.265	150.4	1:30.534	96.75	0.395	14:44:24.471

RACE 2 - SECTOR ANALYSIS



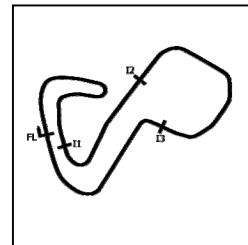
SECTOR 1 = FL to I1, SECTOR 2 = I1 to I2 SECTOR 3 = I2 to I3, SECTOR 4 = I3 to FL, DIFF = Difference To Personal Best Lap, P = Crossed Finish Line in Pit Lane, D = Time Disallowed

P19 27		Max SYMONDS				Yamaha - Symonds Racing						
IDEAL LAP TIME : 1:29.640		BEST LAP TIME : 1:29.800				DIFFERENCE : 0.160						
LAP	SECTOR 1	SECTOR 2		SECTOR 3		SECTOR 4		LAP TIME	MPH	DIFF	TIME OF DAY	
1 -		106.3	16.256	144.3	25.478	86.9	21.297	154.6	1:39.850	87.73	10.050	14:24:50.618
2 -	28.944	115.5	15.752	157.9	24.806	86.1	20.978	154.6	1:30.480	96.81	0.680	14:26:21.098
3 -	29.494	112.7	15.491	152.1	25.052	86.4	21.315	151.8	1:31.352	95.89	1.552	14:27:52.450
4 -	29.207	114.1	15.557	159.7	24.966	91.0	20.978	154.9	1:30.708	96.57	0.908	14:29:23.158
5 -	28.938	118.1	15.546	157.9	24.777	87.9	21.022	154.9	1:30.283	97.02	0.483	14:30:53.441
6 -	28.844	119.1	15.595	159.0	24.772	89.4	20.993	153.9	1:30.204 (3)	97.11	0.404	14:32:23.645
7 -	28.738	118.1	15.441	161.7	24.869	90.8	20.952	154.9	1:30.000 (2)	97.33	0.200	14:33:53.645
8 -	28.810	120.9	15.326	158.2	24.676	89.2	20.988	154.9	1:29.800 (1)	97.54		14:35:23.445
9 -	28.962	114.5	15.505	159.7	25.064	90.6	20.900	156.0	1:30.431	96.86	0.631	14:36:53.876
10 -	28.793	117.7	15.512	151.8	25.273	89.3	21.141	153.9	1:30.719	96.56	0.919	14:38:24.595
11 -	28.968	119.1	15.510	158.6	25.113	87.3	21.079	153.9	1:30.670	96.61	0.870	14:39:55.265
12 -	28.962	117.9	15.498	157.1	25.080	87.7	21.013	154.6	1:30.553	96.73	0.753	14:41:25.818
13 -	28.886	119.4	15.622	157.1	25.020	88.7	21.153	154.6	1:30.681	96.60	0.881	14:42:56.499
14 -	29.047	119.1	15.577	158.2	25.178	89.2	21.208	150.4	1:31.010	96.25	1.210	14:44:27.509

P20 80		Callum BEY				Suzuki - FilterLogic by EightZero Racing						
IDEAL LAP TIME : 1:29.986		BEST LAP TIME : 1:30.195				DIFFERENCE : 0.209						
LAP	SECTOR 1	SECTOR 2		SECTOR 3		SECTOR 4		LAP TIME	MPH	DIFF	TIME OF DAY	
1 -		99.7	16.486	146.8	24.982	87.9	21.225	153.5	1:38.884	88.58	8.689	14:24:49.652
2 -	29.191	111.4	15.766	156.7	24.838	90.4	21.159	152.8	1:30.954	96.31	0.759	14:26:20.606
3 -	28.967	118.3	15.513	161.7	24.562	92.8	21.153	153.2	1:30.195 (1)	97.12		14:27:50.801
4 -	29.103	117.5	15.485	157.9	24.657	95.5	21.224	153.9	1:30.469	96.82	0.274	14:29:21.270
5 -	28.954	117.1	15.650	151.1	25.087	90.3	21.064	153.5	1:30.755	96.52	0.560	14:30:52.025
6 -	29.015	118.3	15.560	159.7	24.630	89.9	21.150	152.1	1:30.355	96.94	0.160	14:32:22.380
7 -	28.875	116.9	15.543	160.5	24.655	94.5	21.269	152.5	1:30.342 (3)	96.96	0.147	14:33:52.722
8 -	28.895	118.7	15.633	160.5	24.591	93.8	21.181	153.2	1:30.300 (2)	97.00	0.105	14:35:23.022
9 -	29.193	117.5	15.665	160.5	24.757	92.0	21.228	153.5	1:30.843	96.42	0.648	14:36:53.865
10 -	29.298	115.5	15.733	158.2	24.968	89.0	21.469	152.1	1:31.468	95.76	1.273	14:38:25.333
11 -	29.432	113.9	15.724	159.4	24.856	93.5	21.393	149.4	1:31.405	95.83	1.210	14:39:56.738
12 -	29.052	116.3	15.712	160.1	25.033	91.6	21.349	152.1	1:31.146	96.10	0.951	14:41:27.884
13 -	29.012	114.1	15.764	157.9	24.970	93.5	21.429	149.7	1:31.175	96.07	0.980	14:42:59.059
14 -	29.092	116.1	15.913	158.2	24.815	93.7	21.484	147.8	1:31.304	95.94	1.109	14:44:30.363

P21 39		Max MORGAN				Kawasaki - MSS Performance						
IDEAL LAP TIME : 1:30.486		BEST LAP TIME : 1:31.060				DIFFERENCE : 0.574						
LAP	SECTOR 1	SECTOR 2		SECTOR 3		SECTOR 4		LAP TIME	MPH	DIFF	TIME OF DAY	
1 -		102.4	16.789	143.3	25.146	92.3	21.317	152.5	1:39.298	88.21	8.238	14:24:50.066
2 -	29.224	112.4	16.016	153.9	25.158	88.4	21.364	153.2	1:31.762	95.46	0.702	14:26:21.828
3 -	29.330	112.0	15.740	156.7	24.765	89.1	21.225	152.8	1:31.060 (1)	96.19		14:27:52.888
4 -	29.247	106.8	15.696	154.9	24.899	92.1	21.257	153.5	1:31.099 (2)	96.15	0.039	14:29:23.987
5 -	29.625	112.7	15.841	155.7	24.968	91.4	21.392	153.2	1:31.826	95.39	0.766	14:30:55.813
6 -	29.551	113.3	15.842	153.9	25.055	90.6	21.317	152.5	1:31.765	95.45	0.705	14:32:27.578
7 -	29.807	112.0	15.911	155.3	25.113	89.9	21.444	150.1	1:32.275	94.93	1.215	14:33:59.853
8 -	29.237	114.9	15.806	155.7	24.982	88.7	21.425	151.8	1:31.450	95.78	0.390	14:35:31.303
9 -	29.150	114.3	15.828	153.5	24.886	90.4	21.478	151.1	1:31.342	95.90	0.282	14:37:02.645
10 -	29.298	112.7	15.846	152.1	25.182	89.9	21.503	152.1	1:31.829	95.39	0.769	14:38:34.474
11 -	29.179	115.5	15.846	157.1	24.943	90.8	21.262	152.5	1:31.230 (3)	96.01	0.170	14:40:05.704
12 -	28.986	112.9	15.766	143.7	25.254	88.8	21.292	154.2	1:31.298	95.94	0.238	14:41:37.002
13 -	28.854	114.5	15.642	157.9	24.963	101.6	22.580	151.8	1:32.039	95.17	0.979	14:43:09.041
14 -	29.054	113.1	15.837	155.3	24.859	93.2	21.540	149.4	1:31.290	95.95	0.230	14:44:40.331

RACE 2 - SECTOR ANALYSIS



SECTOR 1 = FL to I1, SECTOR 2 = I1 to I2, SECTOR 3 = I2 to I3, SECTOR 4 = I3 to FL, DIFF = Difference To Personal Best Lap, P = Crossed Finish Line in Pit Lane, D = Time Disallowed

P22 17		Matty WHELAN				Suzuki - Milestone by ATS Racing						
IDEAL LAP TIME : 1:30.403		BEST LAP TIME : 1:30.918				DIFFERENCE : 0.515						
LAP	SECTOR 1	SECTOR 2		SECTOR 3		SECTOR 4		LAP TIME	MPH	DIFF	TIME OF DAY	
1 -	98.3	16.585	144.0	25.191	96.1	21.823	150.4	1:40.014	87.58	9.096	14:24:50.782	
2 -	29.026	114.3	15.809	150.1	24.987	88.4	21.438	153.5	1:31.260	95.98	0.342	14:26:22.042
3 -	29.201	108.5	15.838	152.5	24.751	92.4	21.304	151.8	1:31.094 (3)	96.16	0.176	14:27:53.136
4 -	29.135	107.5	16.090	152.8	24.707	89.9	21.038	153.9	1:30.970 (2)	96.29	0.052	14:29:24.106
5 -	29.615	110.0	15.824	147.4	25.070	87.1	21.199	151.1	1:31.708	95.51	0.790	14:30:55.814
6 -	29.175	117.7	15.784	152.1	24.849	88.7	21.110	152.1	1:30.918 (1)	96.34		14:32:26.732
7 -	29.510	113.9	15.842	144.9	24.958	94.3	21.208	150.1	1:31.518	95.71	0.600	14:33:58.250
8 -	29.654	117.7	15.703	150.8	24.891	90.3	21.480	151.4	1:31.728	95.49	0.810	14:35:29.978
9 -	29.574	115.3	15.769	152.1	24.730	91.4	21.247	152.5	1:31.320	95.92	0.402	14:37:01.298
10 -	29.388	114.5	15.632	153.5	25.035	87.9	21.386	152.1	1:31.441	95.79	0.523	14:38:32.739
11 -	29.695	113.1	15.848	152.8	25.105	91.9	21.357	151.8	1:32.005	95.21	1.087	14:40:04.744
12 -	29.460	120.2	16.052	153.5	25.122	94.5	21.460	152.1	1:32.094	95.11	1.176	14:41:36.838
13 -	29.726	114.1	16.001	148.7	25.065	90.8	21.650	150.8	1:32.442	94.76	1.524	14:43:09.280
14 -	29.353	110.5	16.060	152.8	25.021	93.2	21.766	140.6	1:32.200	95.00	1.282	14:44:41.480

P23 33		Connor THOMSON				Kawasaki - Sound Advice Hearing Racing						
IDEAL LAP TIME : 1:30.815		BEST LAP TIME : 1:31.009				DIFFERENCE : 0.194						
LAP	SECTOR 1	SECTOR 2		SECTOR 3		SECTOR 4		LAP TIME	MPH	DIFF	TIME OF DAY	
1 -	102.9	16.343	147.1	24.921	91.0	21.351	153.2	1:38.709	88.74	7.700	14:24:49.477	
2 -	29.211	118.5	15.714	151.1	25.258	90.5	21.262	153.5	1:31.445	95.79	0.436	14:26:20.922
3 -	29.169	115.5	15.734	146.5	25.112	89.9	21.430	151.4	1:31.445	95.79	0.436	14:27:52.367
4 -	29.165	117.5	15.668	152.1	25.176	87.8	21.374	152.5	1:31.383	95.85	0.374	14:29:23.750
5 -	28.995	115.5	15.688	153.5	24.921	93.3	21.405	151.1	1:31.009 (1)	96.25		14:30:54.759
6 -	29.249	116.5	15.765	151.1	24.890	91.5	21.430	150.4	1:31.334 (2)	95.90	0.325	14:32:26.093
7 -	29.275	114.5	15.744	155.3	25.079	93.0	21.279	150.8	1:31.377 (3)	95.86	0.368	14:33:57.470
8 -	29.205	117.1	15.825	153.2	24.974	90.3	21.388	151.8	1:31.392	95.84	0.383	14:35:28.862
9 -	29.433	115.3	15.762	151.4	25.154	92.9	21.476	151.8	1:31.825	95.39	0.816	14:37:00.687
10 -	29.337	115.1	15.838	147.4	25.295	91.1	21.468	151.1	1:31.938	95.27	0.929	14:38:32.625
11 -	29.298	115.7	15.867	151.1	25.311	91.3	21.412	152.5	1:31.888	95.33	0.879	14:40:04.513
12 -	29.179	117.9	15.783	154.9	25.212	93.3	21.585	150.4	1:31.759	95.46	0.750	14:41:36.272
13 -	29.175	114.3	15.945	153.2	25.057	95.0	21.906	150.4	1:32.083	95.12	1.074	14:43:08.355
14 -	29.819	104.3	16.830	141.2	26.200	88.0	22.349	135.0	1:35.198	92.01	4.189	14:44:43.553

P24 30		Phil ROOKE				Kawasaki - Fly a Spitfire Racing						
IDEAL LAP TIME : 1:34.946		BEST LAP TIME : 1:35.846				DIFFERENCE : 0.900						
LAP	SECTOR 1	SECTOR 2		SECTOR 3		SECTOR 4		LAP TIME	MPH	DIFF	TIME OF DAY	
1 -	97.3	16.558	139.8	26.009	81.5	22.265	147.4	1:42.158	85.74	6.312	14:24:52.926	
2 -	30.314	108.0	16.502	143.0	26.367	77.5	22.745	143.0	1:35.928 (2)	91.31	0.082	14:26:28.854
3 -	31.605	102.4	16.820	133.9	26.554	77.5	22.630	144.9	1:37.609	89.74	1.763	14:28:06.463
4 -	31.268	105.1	16.762	132.1	26.545	77.6	22.576	144.3	1:37.151	90.16	1.305	14:29:43.614
5 -	30.828	98.5	16.744	136.1	26.820	79.6	22.833	143.3	1:37.225	90.09	1.379	14:31:20.839
6 -	31.218	95.3	16.829	128.8	26.713	78.6	22.380	139.8	1:37.140	90.17	1.294	14:32:57.979
7 -	30.647	102.1	16.603	132.6	26.568	78.6	22.338	144.9	1:36.156	91.10	0.310	14:34:34.135
8 -	30.615	99.1	16.733	132.3	26.480	79.7	22.290	145.8	1:36.118	91.13	0.272	14:36:10.253
9 -	30.506	101.9	16.803	132.1	26.351	81.5	22.186	144.0	1:35.846 (1)	91.39		14:37:46.099
10 -	30.708	96.1	16.946	139.8	26.279	78.1	22.121	144.3	1:36.054 (3)	91.19	0.208	14:39:22.153
11 -	31.153	96.4	16.698	135.8	26.798	74.5	22.633	140.9	1:37.282	90.04	1.436	14:40:59.435
12 -	31.241	101.9	16.806	134.4	26.989	78.7	22.522	142.1	1:37.558	89.79	1.712	14:42:36.993
13 -	31.449	102.9	16.929	130.5	27.229	76.2	22.966	138.3	1:38.573	88.86	2.727	14:44:15.566

MCRCB BULLETIN TK378

2023 Bennetts British Superbike Championship - Round 6

2023 Pirelli National Superstock with Santander Consumer Finance

RACE 2 - SECTOR ANALYSIS



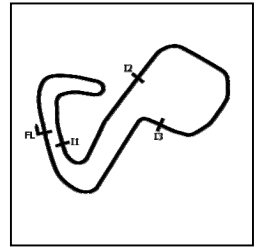
SECTOR 1 = FL to I1, SECTOR 2 = I1 to I2 SECTOR 3 = I2 to I3, SECTOR 4 = I3 to FL, DIFF = Difference To Personal Best Lap, P = Crossed Finish Line in Pit Lane, D = Time Disallowed

P25 61		Scott McFARLANE				Suzuki - True Heroes Racing						
IDEAL LAP TIME : 1:35.445		BEST LAP TIME : 1:35.911				DIFFERENCE : 0.466						
LAP	SECTOR 1	SECTOR 2		SECTOR 3		SECTOR 4		LAP TIME	MPH	DIFF	TIME OF DAY	
1 -		96.2	16.760	140.1	26.288	84.0	22.191	145.2	1:43.012	85.03	7.101	14:24:53.780
2 -	30.722	101.6	16.689	135.8	26.508	82.0	22.342	143.7	1:36.261	91.00	0.350	14:26:30.041
3 -	31.426	96.9	17.024	127.5	26.463	83.8	22.316	145.2	1:37.229	90.09	1.318	14:28:07.270
4 -	30.979	100.3	16.628	133.9	27.235	83.3	22.393	145.5	1:37.235	90.08	1.324	14:29:44.505
5 -	30.763	100.1	16.531	133.9	26.721	79.7	22.352	145.5	1:36.367	90.90	0.456	14:31:20.872
6 -	30.792	95.1	16.801	130.3	26.626	81.6	22.403	138.3	1:36.622	90.66	0.711	14:32:57.494
7 -	30.923	98.8	16.643	133.4	26.459	80.9	22.219	143.3	1:36.244	91.01	0.333	14:34:33.738
8 -	30.805	100.7	16.459	131.8	26.305	81.9	22.342	147.1	1:35.911 (1)	91.33		14:36:09.649
9 -	30.654	99.4	16.579	131.3	26.657	84.0	22.044	143.7	1:35.934 (2)	91.31	0.023	14:37:45.583
10 -	31.039	92.1	17.094	133.4	26.991	81.0	22.356	139.2	1:37.480	89.86	1.569	14:39:23.063
11 -	31.265	101.2	16.720	130.0	28.602	61.0	22.721	139.8	1:39.308	88.20	3.397	14:41:02.371
12 -	31.717	102.9	16.558	134.7	26.340	86.4	22.760	143.0	1:37.375	89.95	1.464	14:42:39.746
13 -	30.779	102.2	16.517	142.4	26.401	83.5	22.406	143.3	1:36.103 (3)	91.15	0.192	14:44:15.849

P26 79		Jason BURRILL				BMW - Burrill Racing						
IDEAL LAP TIME : 1:35.351		BEST LAP TIME : 1:35.860				DIFFERENCE : 0.509						
LAP	SECTOR 1	SECTOR 2		SECTOR 3		SECTOR 4		LAP TIME	MPH	DIFF	TIME OF DAY	
1 -		92.8	17.080	124.5	27.017	82.5	21.989	138.9	1:44.056	84.18	8.196	14:24:54.824
2 -	30.670	105.6	16.454	128.8	26.887	83.0	22.329	140.3	1:36.340	90.92	0.480	14:26:31.164
3 -	31.394	104.3	16.319	129.3	27.002	79.5	22.297	141.8	1:37.012	90.29	1.152	14:28:08.176
4 -	30.923	104.5	16.364	128.5	27.320	80.4	22.370	138.3	1:36.977	90.32	1.117	14:29:45.153
5 -	30.822	99.4	16.506	127.0	27.113	81.9	22.229	139.5	1:36.670	90.61	0.810	14:31:21.823
6 -	30.952	101.6	16.528	128.3	27.321	82.3	22.289	137.5	1:37.090	90.22	1.230	14:32:58.913
7 -	30.599	103.7	16.328	131.0	26.801	78.7	22.132	144.3	1:35.860 (1)	91.38		14:34:34.773
8 -	30.647	103.4	16.354	125.9	26.940	81.6	22.069	141.5	1:36.010 (3)	91.23	0.150	14:36:10.783
9 -	30.643	101.9	16.443	128.5	26.730	83.6	22.091	138.9	1:35.907 (2)	91.33	0.047	14:37:46.690
10 -	32.519	99.8	16.674	132.3	26.467	83.8	22.142	142.1	1:37.802	89.56	1.942	14:39:24.492
11 -	30.608	104.5	16.296	124.7	28.167	74.0	22.211	141.2	1:37.282	90.04	1.422	14:41:01.774
12 -	30.839	102.4	16.672	129.8	26.563	86.8	22.105	144.6	1:36.179	91.07	0.319	14:42:37.953
13 -	30.685	101.2	16.842	126.6	27.671	80.8	23.130	135.2	1:38.328	89.08	2.468	14:44:16.281

P27 57		Richard WHITE				BMW - Trackdudes powered by Hilltop Motorcycles						
IDEAL LAP TIME : 1:29.256		BEST LAP TIME : 1:29.849				DIFFERENCE : 0.593						
LAP	SECTOR 1	SECTOR 2		SECTOR 3		SECTOR 4		LAP TIME	MPH	DIFF	TIME OF DAY	
1 -		99.8	16.656	139.8	25.435	92.5	21.044	153.2	1:39.427	88.10	9.578	14:24:50.195
2 -	29.104	117.5	15.650	155.7	24.993	86.9	21.004	153.2	1:30.751	96.52	0.902	14:26:20.946
3 -	29.315	110.7	15.488	152.5	24.520	87.0	20.760	153.9	1:30.083	97.24	0.234	14:27:51.029
4 -	29.054	114.1	15.431	147.8	24.978	87.7	20.795	156.4	1:30.258	97.05	0.409	14:29:21.287
5 -	29.116	110.3	15.429	156.4	24.837	85.4	20.854	154.9	1:30.236	97.07	0.387	14:30:51.523
6 -	29.002	122.4	15.267	155.3	24.851	85.4	20.851	154.9	1:29.971 (3)	97.36	0.122	14:32:21.494
7 -	29.051	116.5	15.447	152.8	24.593	89.4	20.800	155.3	1:29.891 (2)	97.44	0.042	14:33:51.385
8 -	28.763	112.2	15.382	146.2	25.135	85.1	20.789	156.7	1:30.069	97.25	0.220	14:35:21.454
9 -	29.257	110.5	15.697	154.6	24.520	86.3	20.925	153.9	1:30.399	96.90	0.550	14:36:51.853
10 -	28.709	112.7	15.416	153.5	24.801	88.5	20.923	150.4	1:29.849 (1)	97.49		14:38:21.702
11 -	29.284	112.7	15.369	147.1	24.916	87.1	21.044	151.1	1:30.613	96.67	0.764	14:39:52.315

RACE 2 - SECTOR ANALYSIS



SECTOR 1 = FL to I1, SECTOR 2 = I1 to I2 SECTOR 3 = I2 to I3, SECTOR 4 = I3 to FL, DIFF = Difference To Personal Best Lap, P = Crossed Finish Line in Pit Lane, D = Time Disallowed

P28 40		Joe FRANCIS				Kawasaki - STAUFF Fluid Power / GR Motosport						
IDEAL LAP TIME : 1:27.959		BEST LAP TIME : 1:28.031				DIFFERENCE : 0.072						
LAP	SECTOR 1	SECTOR 2		SECTOR 3		SECTOR 4		LAP TIME	MPH	DIFF	TIME OF DAY	
1 -		118.5	15.368	153.2	24.138	91.5	20.754	156.7	1:33.710	93.47	5.679	14:24:44.478
2 -	28.561	124.5	15.864	156.4	24.144	91.8	20.635	157.9	1:29.204	98.20	1.173	14:26:13.682
3 -	29.808	119.1	15.362	159.4	24.098	91.6	20.680	156.0	1:29.948	97.38	1.917	14:27:43.630
4 -	28.620	120.2	15.347	153.2	24.354	91.4	20.821	156.4	1:29.142	98.26	1.111	14:29:12.772
5 -	28.260	122.2	15.269	154.6	24.172	91.1	20.708	155.7	1:28.409	99.08	0.378	14:30:41.181
6 -	28.193	122.6	15.257	155.3	24.130	89.4	20.720	157.9	1:28.300	99.20	0.269	14:32:09.481
7 -	28.590	126.6	15.271	159.7	24.190	93.4	20.733	156.0	1:28.784	98.66	0.753	14:33:38.265
8 -	28.160	125.6	15.249	161.7	24.034	94.3	20.753	155.7	1:28.196 (2)	99.32	0.165	14:35:06.461
9 -	28.249	125.6	15.267	158.2	24.065	93.7	20.643	154.9	1:28.224 (3)	99.29	0.193	14:36:34.685
10 -	28.130	126.1	15.194	161.3	24.000	94.9	20.707	156.4	1:28.031 (1)	99.50		14:38:02.716

P29 10		Joe SHELDON-SHAW				Kawasaki - Team SBR Kawasaki						
IDEAL LAP TIME : 1:29.840		BEST LAP TIME : 1:30.140				DIFFERENCE : 0.300						
LAP	SECTOR 1	SECTOR 2		SECTOR 3		SECTOR 4		LAP TIME	MPH	DIFF	TIME OF DAY	
1 -		111.2	15.676	157.1	24.721	90.0	20.900	154.9	1:36.861	90.43	6.721	14:24:47.629
2 -	28.928	118.9	15.640	156.0	24.663	89.2	21.054	154.6	1:30.285 (3)	97.02	0.145	14:26:17.914
3 -	28.950	115.7	15.530	155.7	24.673	92.1	20.987	154.9	1:30.140 (1)	97.18		14:27:48.054
4 -	28.910	114.7	15.621	152.1	24.831	89.7	20.968	157.1	1:30.330	96.97	0.190	14:29:18.384
5 -	28.831	117.9	15.509	157.5	24.600	91.5	21.226	153.2	1:30.166 (2)	97.15	0.026	14:30:48.550
6 -	29.029	120.9	15.803	158.6	24.700	90.9	21.136	154.2	1:30.668	96.61	0.528	14:32:19.218
7 -	29.150	116.3	15.710	151.8	24.955	90.4	21.190	152.1	1:31.005	96.25	0.865	14:33:50.223
8 -	29.449	116.1	15.617	154.9	24.829	90.4	21.157	154.9	1:31.052	96.20	0.912	14:35:21.275
9 -	29.084	116.5	16.287	151.1	24.808	91.8	21.144	154.6	1:31.323	95.92	1.183	14:36:52.598

P30 25		Jorel BOERBOOM				Kawasaki - G&S Racing						
IDEAL LAP TIME : 1:31.091		BEST LAP TIME : 1:31.338				DIFFERENCE : 0.247						
LAP	SECTOR 1	SECTOR 2		SECTOR 3		SECTOR 4		LAP TIME	MPH	DIFF	TIME OF DAY	
1 -		96.6	16.342	138.6	25.566	88.8	21.469	151.4	1:40.502	87.16	9.164	14:24:51.270
2 -	29.582	115.9	15.828	148.1	25.039	89.1	21.331	150.1	1:31.780 (3)	95.44	0.442	14:26:23.050
3 -	29.476	114.1	15.647	150.8	24.932	90.6	21.393	153.2	1:31.448 (2)	95.79	0.110	14:27:54.498
4 -	29.181	114.1	15.869	147.1	24.934	89.8	21.354	152.1	1:31.338 (1)	95.90		14:29:25.836

P31 3		Billy McCONNELL				Honda - C&L Fairburn Properties Jackson Racing						
IDEAL LAP TIME : 1:28.459		BEST LAP TIME : 1:28.459				DIFFERENCE : 0.000						
LAP	SECTOR 1	SECTOR 2		SECTOR 3		SECTOR 4		LAP TIME	MPH	DIFF	TIME OF DAY	
1 -		117.9	15.732	159.0	24.141	91.5	20.660	162.4	1:34.040	93.15	5.581	14:24:44.808
2 -	28.533	116.7	15.445	164.8	23.989	91.0	20.492	159.7	1:28.459 (1)	99.02		14:26:13.267

MCRCB BULLETIN TK379

2023 Bennetts British Superbike Championship - Round 6

2023 Pirelli National Superstock with Santander Consumer Finance

RACE 2 - BEST SECTORS

SECTOR 1			SECTOR 2			SECTOR 3			SECTOR 4			IDEAL / BEST COMPARISON							
POS	NO	NAME	TIME	NO	NAME	TIME	NO	NAME	TIME	NO	NAME	TIME	POS	NO	NAME	IDEAL	BEST	DIFF	
																PERFECT LAP	1:26.523		
1	4	LINFOOT	27.749	34	SEELEY	14.899	4	LINFOOT	23.742	75	OLSEN	20.133	1	75	OLSEN	1:26.772	1:27.307	0.535	
2	75	OLSEN	27.925	4	LINFOOT	14.907	75	OLSEN	23.773	34	SEELEY	20.211	2	4	LINFOOT	1:26.848	1:26.970	0.122	
3	34	SEELEY	27.937	75	OLSEN	14.941	34	SEELEY	23.833	19	TALBOT	20.425	3	34	SEELEY	1:26.880	1:27.034	0.154	
4	5	KERR	28.014	8	ROLLO	14.993	5	KERR	23.893	5	KERR	20.444	4	5	KERR	1:27.373	1:27.669	0.296	
5	19	TALBOT	28.127	5	KERR	15.022	55	BEECH	23.905	18	WINFIEL	20.447	5	19	TALBOT	1:27.789	1:27.951	0.162	
6	40	FRANCIS	28.130	18	WINFIEL	15.054	3	McCONNIE	23.989	4	LINFOOT	20.450	6	55	BEECH	1:27.846	1:28.063	0.217	
7	8	ROLLO	28.211	23	ALLINGH	15.079	51	ELLIOTT	23.994	8	ROLLO	20.456	7	8	ROLLO	1:27.860	1:28.375	0.515	
8	99	LUXTON	28.279	19	TALBOT	15.084	40	FRANCIS	24.000	55	BEECH	20.492	8	40	FRANCIS	1:27.959	1:28.031	0.072	
9	12	HEDGER	28.288	55	BEECH	15.099	12	HEDGER	24.076	3	McCONNIE	20.492	9	12	HEDGER	1:28.054	1:28.324	0.270	
10	18	WINFIEL	28.307	12	HEDGER	15.126	24	CUMMINS	24.088	23	ALLINGH	20.507	10	51	ELLIOTT	1:28.184	1:28.504	0.320	
11	55	BEECH	28.350	51	ELLIOTT	15.134	23	ALLINGH	24.142	99	LUXTON	20.561	11	23	ALLINGHAM	1:28.228	1:28.407	0.179	
12	51	ELLIOTT	28.415	99	LUXTON	15.164	19	TALBOT	24.153	12	HEDGER	20.564	12	18	WINFIELD	1:28.233	1:28.519	0.286	
13	23	ALLINGH	28.500	40	FRANCIS	15.194	37	HILLIER	24.164	24	CUMMINS	20.570	13	99	LUXTON	1:28.316	1:28.572	0.256	
14	3	McCONNIE	28.533	11	REID	15.201	8	ROLLO	24.200	11	REID	20.612	14	3	McCONNELL	1:28.459	1:28.459	0.000	
15	96	SMITH	28.537	24	CUMMINS	15.237	99	LUXTON	24.312	40	FRANCIS	20.635	15	24	CUMMINS	1:28.496	1:28.671	0.175	
16	37	HILLIER	28.543	57	WHITE	15.267	18	WINFIEL	24.425	51	ELLIOTT	20.641	16	37	HILLIER	1:28.693	1:28.776	0.083	
17	11	REID	28.581	37	HILLIER	15.318	31	COX	24.455	37	HILLIER	20.668	17	11	REID	1:28.956	1:29.161	0.205	
18	24	CUMMINS	28.601	27	SYMONDS	15.326	57	WHITE	24.520	57	WHITE	20.760	18	57	WHITE	1:29.256	1:29.849	0.593	
19	57	WHITE	28.709	31	COX	15.338	26	MOORE	24.523	96	SMITH	20.816	19	96	SMITH	1:29.259	1:29.620	0.361	
20	27	SYMONDS	28.738	96	SMITH	15.350	96	SMITH	24.556	31	COX	20.880	20	31	COX	1:29.591	1:29.839	0.248	
21	10	SHELDON	28.831	26	MOORE	15.436	11	REID	24.562	27	SYMONDS	20.900	21	27	SYMONDS	1:29.640	1:29.800	0.160	
22	26	MOORE	28.834	3	McCONNIE	15.445	80	BEY	24.562	10	SHELDON	20.900	22	26	MOORE	1:29.721	1:30.139	0.418	
23	39	MORGAN	28.854	80	BEY	15.485	10	SHELDON	24.600	26	MOORE	20.928	23	10	SHELDON-SHAW	1:29.840	1:30.140	0.300	
24	80	BEY	28.875	10	SHELDON	15.509	27	SYMONDS	24.676	17	WHELAN	21.038	24	80	BEY	1:29.986	1:30.195	0.209	
25	31	COX	28.918	17	WHELAN	15.632	17	WHELAN	24.707	80	BEY	21.064	25	17	WHELAN	1:30.403	1:30.918	0.515	
26	33	THOMSON	28.995	39	MORGAN	15.642	39	MORGAN	24.765	39	MORGAN	21.225	26	39	MORGAN	1:30.486	1:31.060	0.574	
27	17	WHELAN	29.026	25	BOERBOO	15.647	33	THOMSON	24.890	33	THOMSON	21.262	27	33	THOMSON	1:30.815	1:31.009	0.194	
28	25	BOERBOO	29.181	33	THOMSON	15.668	25	BOERBOO	24.932	25	BOERBOO	21.331	28	25	BOERBOOM	1:31.091	1:31.338	0.247	
29	30	ROOKE	30.314	79	BURRILL	16.296	30	ROOKE	26.009	79	BURRILL	21.989	29	30	ROOKE	1:34.946	1:35.846	0.900	
30	79	BURRILL	30.599	61	McFARLA	16.459	61	McFARLA	26.288	61	McFARLA	22.044	30	79	BURRILL	1:35.351	1:35.860	0.509	
31	61	McFARLA	30.654	30	ROOKE	16.502	79	BURRILL	26.467	30	ROOKE	22.121	31	61	McFARLANE	1:35.445	1:35.911	0.466	

MCRCB BULLETIN TK380**2023 Bennetts British Superbike Championship - Round 6****2023 Pirelli National Superstock with Santander Consumer Finance****RACE 2 - BEST SPEEDS**

POS	INTERMEDIATE 1			INTERMEDIATE 2			INTERMEDIATE 3			FINISH LINE		
	NO	NAME	MPH	NO	NAME	MPH	NO	NAME	MPH	NO	NAME	MPH
1	4	LINFOOT	127.5	4	LINFOOT	166.9	39	MORGAN	101.6	75	OLSEN	163.2
2	75	OLSEN	126.6	75	OLSEN	165.6	37	HILLIER	97.2	34	SEELEY	163.2
3	40	FRANCIS	126.6	5	KERR	165.6	34	SEELEY	97.1	12	HEDGER	162.4
4	55	BEECH	124.7	3	McCONNELL	164.8	51	ELLIOTT	96.1	3	McCONNELL	162.4
5	12	HEDGER	124.2	12	HEDGER	164.4	17	WHELAN	96.1	5	KERR	162.0
6	19	TALBOT	124.0	24	CUMMINS	164.4	75	OLSEN	96.0	19	TALBOT	161.7
7	5	KERR	123.8	34	SEELEY	164.0	5	KERR	95.8	99	LUXTON	161.7
8	57	WHITE	122.4	8	ROLLO	162.8	55	BEECH	95.8	23	ALLINGHAM	161.7
9	8	ROLLO	122.2	37	HILLIER	162.0	80	BEY	95.5	4	LINFOOT	160.9
10	51	ELLIOTT	121.7	27	SYMONDS	161.7	19	TALBOT	95.4	18	WINFIELD	160.9
11	31	COX	121.5	80	BEY	161.7	8	ROLLO	95.3	8	ROLLO	160.5
12	34	SEELEY	121.1	40	FRANCIS	161.7	23	ALLINGHAM	95.3	55	BEECH	160.5
13	23	ALLINGHAM	120.9	23	ALLINGHAM	161.3	33	THOMSON	95.0	96	SMITH	160.1
14	27	SYMONDS	120.9	31	COX	161.3	40	FRANCIS	94.9	51	ELLIOTT	159.7
15	10	SHELDON-SHAW	120.9	96	SMITH	160.1	4	LINFOOT	94.6	37	HILLIER	159.7
16	37	HILLIER	120.6	19	TALBOT	159.7	11	REID	93.3	11	REID	159.0
17	96	SMITH	120.6	55	BEECH	159.7	12	HEDGER	93.2	24	CUMMINS	158.6
18	17	WHELAN	120.2	26	MOORE	158.6	31	COX	93.2	31	COX	158.2
19	24	CUMMINS	119.6	10	SHELDON-SHAW	158.6	57	WHITE	92.5	40	FRANCIS	157.9
20	80	BEY	118.7	51	ELLIOTT	158.2	99	LUXTON	92.4	10	SHELDON-SHAW	157.1
21	33	THOMSON	118.5	39	MORGAN	157.9	10	SHELDON-SHAW	92.1	57	WHITE	156.7
22	11	REID	117.9	99	LUXTON	157.5	96	SMITH	92.0	27	SYMONDS	156.0
23	3	McCONNELL	117.9	11	REID	156.4	3	McCONNELL	91.5	26	MOORE	155.7
24	26	MOORE	117.7	57	WHITE	156.4	27	SYMONDS	91.0	39	MORGAN	154.2
25	99	LUXTON	117.3	33	THOMSON	155.3	18	WINFIELD	90.9	80	BEY	153.9
26	18	WINFIELD	117.3	18	WINFIELD	154.2	25	BOERBOOM	90.6	17	WHELAN	153.9
27	25	BOERBOOM	115.9	17	WHELAN	153.5	24	CUMMINS	90.5	33	THOMSON	153.5
28	39	MORGAN	115.5	25	BOERBOOM	150.8	26	MOORE	90.3	25	BOERBOOM	153.2
29	30	ROOKE	108.0	30	ROOKE	143.0	79	BURRILL	86.8	30	ROOKE	147.4
30	79	BURRILL	105.6	61	McFARLANE	142.4	61	McFARLANE	86.4	61	McFARLANE	147.1
31	61	McFARLANE	102.9	79	BURRILL	132.3	30	ROOKE	81.5	79	BURRILL	144.6

MCRCB BULLETIN TK381

2023 Bennetts British Superbike Championship - Round 6

2023 Pirelli National Superstock with Santander Consumer Finance

RACE 2 - STATISTICS

Competitors Started 31
Planned Start 2023-07-23 @ 14:20:00.000
Actual Start 2023-07-23 @ 14:23:10.768
Finish Time 2023-07-23 @ 14:43:39.942
Track Length 2.4332mi.
Total Laps 397
Total Distance Covered 966.0159mi.

Session Fastest Lap History

NO	NAME	LAP TIME	TIME OF DAY	LAP	VEHICLE
4	Dan LINFOOT	1:27.381	14:26:11.098	2	Honda
4	Dan LINFOOT	1:26.970	14:27:38.068	3	Honda

Session Leader History

NO	NAME	FROM LAP	LAPS LED	DISTANCE	VEHICLE
19	Joe TALBOT	1	1	2.43 miles	Honda
4	Dan LINFOOT	2	13	31.63 miles	Honda

Flag History

TYPE	TIME OF DAY
GREEN	14:23:10.768
FINISH	14:43:39.942

Flag Statistics

TYPE	COUNT	TOTAL LAPS	TOTAL TIME
Green	1	14	23:26.030
Red	0	0	0.000
Safety Car	0	0	0.000
FCY	0	0	0.000

MCRCB BULLETIN TK382

2023 Bennetts British Superbike Championship - Round 6

2023 Pirelli National Superstock with Santander Consumer Finance

RACE 2 - SESSION NOTES

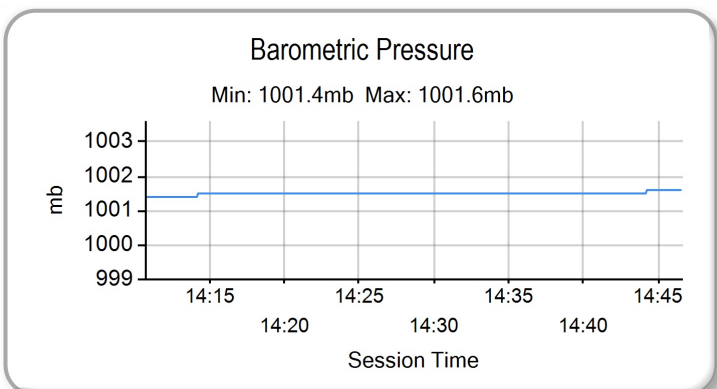
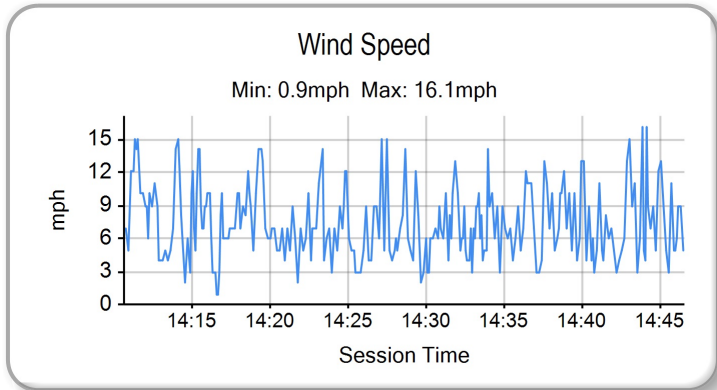
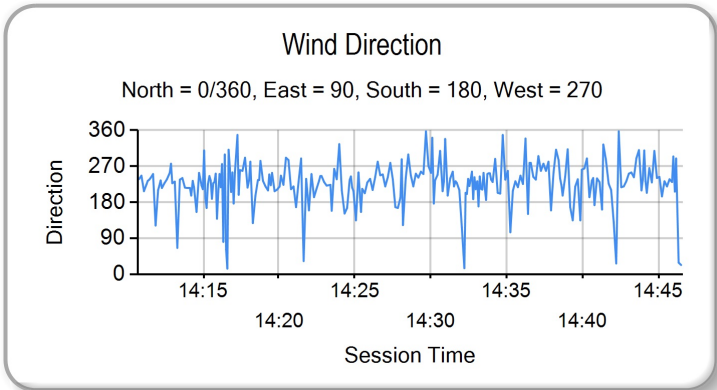
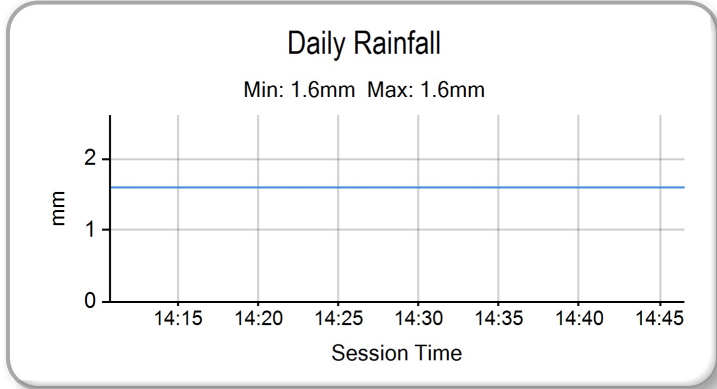
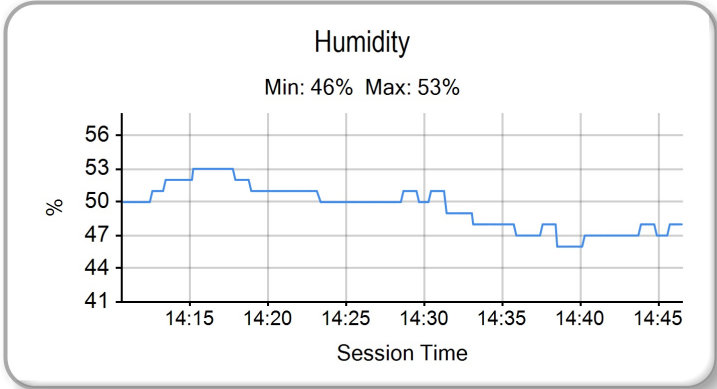
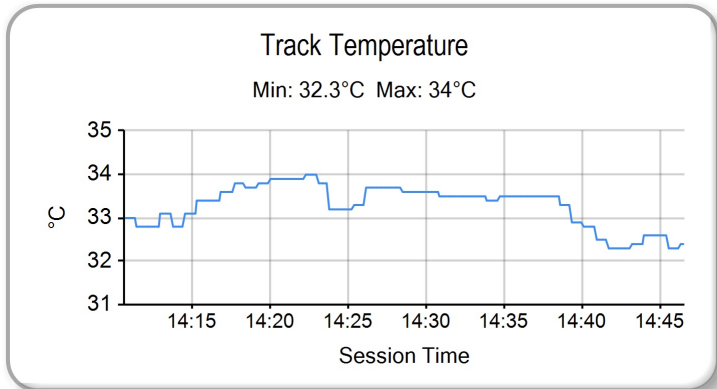
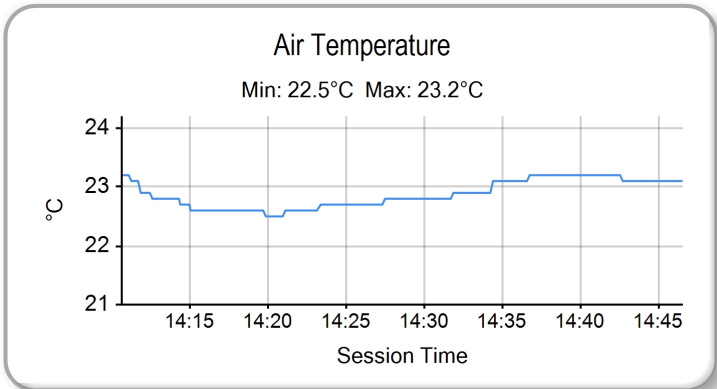
TIME	MESSAGE
14:12:25	PITLANE OPEN
14:16:22	PITLANE CLOSED
14:16:28	5 MINUTES TO WARM UP LAP
14:18:05	3 MINUTES TO WARM UP LAP
14:19:59	1 MINUTE TO WARM UP LAP
14:20:25	30 SECONDS TO WARM UP LAP
14:20:41	GREEN FLAG - WARM UP LAP
14:22:32	RACE START
14:24:15	NO JUMP STARTS
14:26:49	NO. 3 FALLER AT DRUIDS - RIDER OK
14:31:12	NO. 25 ENTERED PITS
14:32:48	NO. 25 RETIRED
14:36:28	TWO THIRDS DISTANCE COMPLETED
14:38:32	NO. 40 FALLER AT DRUIDS - RIDER OK
14:38:42	NO. 10 ENTERED PITS
14:41:41	NO. 57 STOPPED TECHNICAL PROBLEM - WESTFIELD

MCRCB BULLETIN TK383

2023 Bennetts British Superbike Championship - Round 6

2023 Pirelli National Superstock with Santander Consumer Finance

RACE 2 - WEATHER CONDITIONS



2023 Pirelli National Superstock Championship with Santander Finance
RIDERS POINTS AFTER ROUND 9



		TOTAL	GAP	DIFF	1	2	3	4	5	6	7	8	9	10	11	12	13	14	15	16	17	18	Wins	Seconds	Thirds
					7th - 9th April	Silverstone National	29th April - 1st May Oulton Park International	19th - 21st May Donington Park GP	16th - 18th June	Knockhill	7th - 9th July Snetterton 300	21st - 23rd July Brands Hatch GP	10 11th - 13th August Thruxton	26th - 28th August Cadwell Park	13 15th - 17th September Oulton Park International	29th Sept - 1st October Donington Park National	13th - 15th October Brands Hatch GP								
1	Dan LINFOOT (Honda)	187			18	22	25	22	25	25	25	25											5	2	0
2	Richard KERR (Honda)	177	10		16	16	22	25	22	22	18	18	18										1	3	0
3	Joe TALBOT (Honda)	146	41	31	14	18	18	18	14	10	16	22	16										0	1	0
4	Alistair SEELEY (BMW)	135	52	11	6	14		20	16	20	14	25	20										1	0	3
5	Alex OLSEN (Honda)	128	59	7	25	20		14	20		22	5	22										1	2	2
6	Lewis ROLLO (Aprilia)	94	93	34	10		12	16	18	2	6	16	14										0	0	0
7	Franco BOURNE (Honda)	93	94	1	22	25	20		10	16													1	1	1
8	Billy McCONNELL (Honda)	90	97	3	20				12	18	20	20											0	0	3
9	Luke HEDGER (Kawasaki)	67	120	23			16	5	6	14	8	10	8										0	0	0
10	Joe FRANCIS (Kawasaki)	53	134	14	12	12		4	5	6		14											0	0	0
11	Brayden ELLIOTT (Kawasaki)	50	137	3		4		8	2	8	12	6	10										0	0	0
12	David ALLINGHAM (Honda)	49	138	1	5	8	10	10	4	4	3		5										0	0	0
13	Ben LUXTON (Honda)	45	142	4	8	10	6				3		12	6									0	0	0
14	Ashley BEECH (Honda)	45	142	0	2	3	5	3	8	5	4	3	12										0	0	0
15	Brent HARRAN (Honda)	35	152	10				12	1	12	10												0	0	0
17	Shaun WINFIELD (Honda)	24	163	11			8	2	3	1	5	2	3										0	0	0
18	Joe SHELDON-SHAW (Suzuki)	23	164	1	3	5	14					1											0	0	0
16	Matt TRUELOVE (Honda)	13	174	10	4	6	3																0	0	0
19	James HILLIER (Yamaha)	11	176	2							1	8	2										0	0	0
20	Conor CUMMINS (Honda)	10	177	1			4				2		4										0	0	0
21	Scott SWANN (Yamaha)	6	181	4				6															0	0	0
22	Simon REID (Honda)	6	181	0				1				4	1										0	0	0
23	Kade VERWEY (BMW)	3	184	3	1	2																	0	0	0
24	Max SYMONDS (Yamaha)	2	185	1			2																0	0	0
25	Sam COX (BMW)	1	186	1		1																	0	0	0
26	Nathan HARRISON (Honda)	1	186	0			1																0	0	0