

OMOLOGATO®



PIRELLI

SUPERSTOCK

NATIONAL CHAMPIONSHIP

WITH
MotoNovo
FINANCE

PIRELLI NATIONAL SUPERSTOCK CHAMPIONSHIP WITH MOTONOVO FINANCE

MSVR
MOTORSPORT VISION RACING

Round 7
Cadwell Park

27th – 29th August 2022



SPORTS TIMING

TIMING SOLUTIONS LTD

Timing & Results Provided by Timing Solutions Ltd

www.tsl-timing.com

2022 Pirelli National Superstock Championship with MotoNovo
RIDERS POINTS AFTER ROUND 11

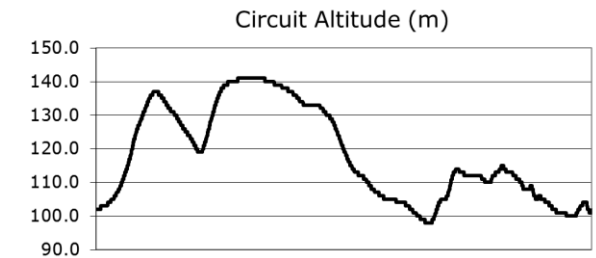
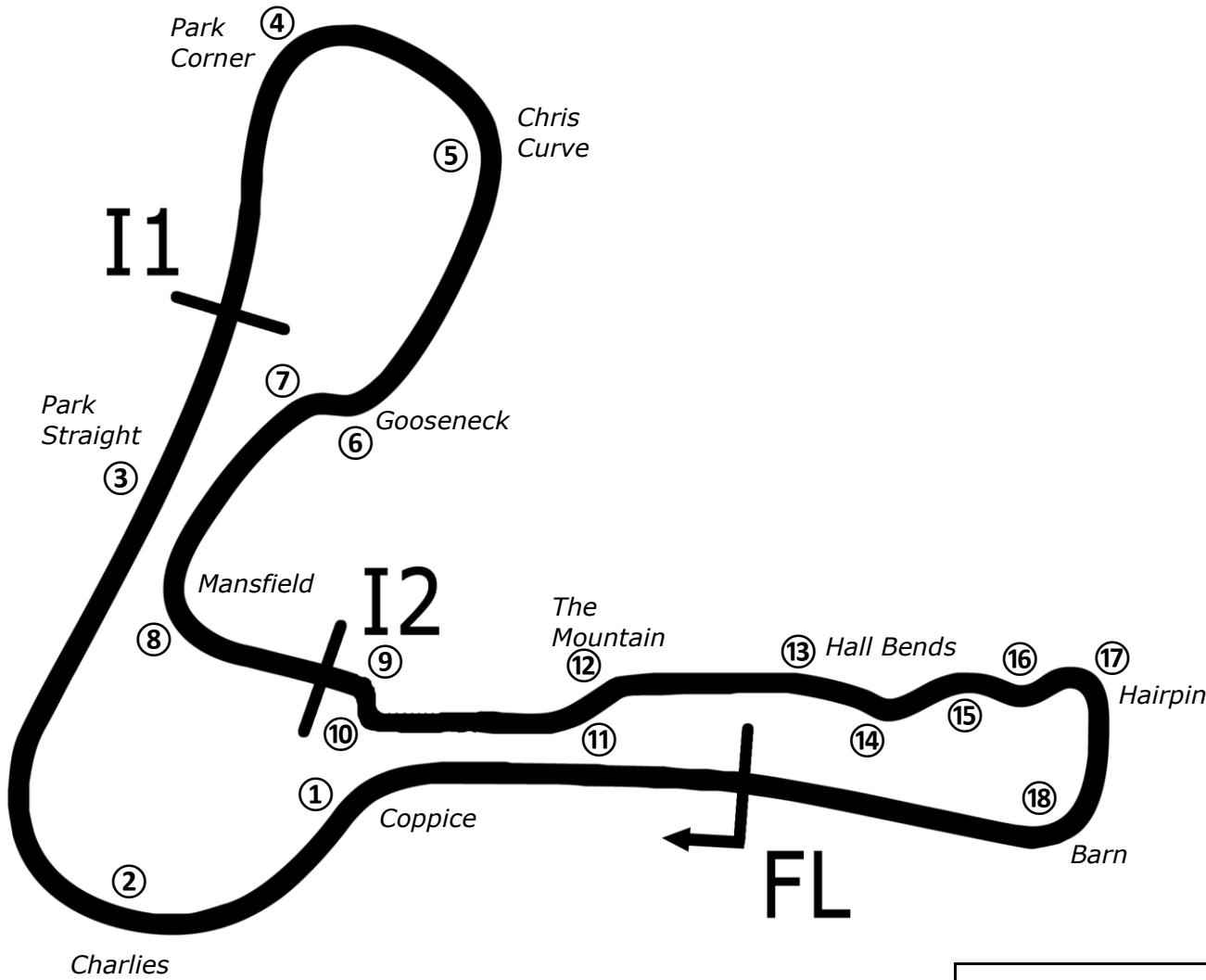

	TOTAL	GAP	DIFF	1 15th - 17th April	2 Silverstone National	3 30th April - 2nd May Oulton Park International	4 20th - 22nd May	5 Donington Park National	6 17th - 19th June	7 Knockhill	8 22nd - 24th July	9 Brands Hatch GP	10 12th - 14th August	11 Thruxton	12 27th - 29th August Cadwell Park	13 9th - 11th September Snetterton 300	14 23rd - 25th September	15 Oulton Park International	16 30th Sept - 2nd Oct	17 Donington Park GP	18 14th - 16th October Brands Hatch GP	Wins	Seconds	Thirds	
1	Billy McCONNELL (Honda)	170			16	25	10	25	20	25	16	13	20										3	2	2
2	Davey TODD (Honda)	146	24		10	11	16	16	20	13	16	11	20	13									0	2	3
3	Brayden ELLIOTT (Honda)	141	29	5	20	8	20	25	13	20	13	8	5	9									1	3	0
4	Alex OLSEN (BMW)	140	30	1	20	11	13	11	11	11	13	25	25										2	1	0
5	Richard KERR (Honda)	117	53	23	6	2	7	11	16	13	25	9	7	10	11								1	0	1
6	Tim NEAVE (Yamaha)	110	60	7	25	25	10	20	25				5										3	1	0
7	Tom WARD (Aprilia)	109	61	1	16	9	8	10	8	16	16	8	10	8									0	0	3
8	Charlie NESBITT (Suzuki)	73	97	36			7	11	10	4	9	16	16										0	0	2
9	Lewis ROLLO (Honda)	70	100	3	13	9	3	9	10	5	11	10											0	0	0
10	David ALLINGHAM (Honda)	69	101	1	9	6	13	8	3	10	20												0	1	0
11	Brent HARRAN (Honda)	67	103	2	13	7	6	5	9	7	8	1	9	2									0	0	0
12	Richard COOPER (Suzuki)	45	125	22							20	25											1	1	0
13	Jack NIXON (BMW)	44	126	1	11	10	3	6	7	2			2	3									0	0	0
14	Levi DAY (Suzuki)	42	128	2	8	5	5	6	1	2	5	6	4										0	0	0
15	Joe FRANCIS (Kawasaki)	37	133	5	3			5	8	7	8	6											0	0	0
16	Shaun WINFIELD (Honda)	36	134	1	4	1		3	4	4	6	7	7										0	0	0
17	Luke HEDGER (Suzuki)	25	145	11				9	1		2	3	6	4									0	0	0
18	Joe SHELDON-SHAW (Suzuki)	22	148	3	1			1	6	6	3	4	1										0	0	0
19	Joe TALBOT (Kawasaki)	20	150	2	2	2		4	5	7													0	0	0
20	Ashley BEECH (Suzuki)	14	156	6	5	4			1				3	1									0	0	0
21	Kade VERWEY (BMW)	12	158	2					9	1	2												0	0	0
22	Ian HUTCHINSON (BMW)	11	159	1	7	4																	0	0	0
23	TJ TOMS (Kawasaki)	7	163	4				2		5													0	0	0
24	Tom OLIVER (Suzuki)	6	164	1				4	2														0	0	0
25	Matt TRUELOVE (Aprilia)	4	166	2	3	1																	0	0	0
26	Matthew PAULO (BMW)	3	167	1				3															0	0	0

Cadwell Park



SPORTS TIMING

TIMING SOLUTIONS LTD



Length	2.1800 miles	3508.4 m	
FL		53.31024 N	0.05940 W
I1	1190m	53.30746 N	0.06718 W
I2	2330m	53.30708 N	0.06270 W
Pit Entry	3472m	53.31103 N	0.05889 W
Pit Exit	0m after FL	53.31030 N	0.05940 W
Pit Entry-Pit Exit 92m, 5.5s @60kph, 4.1s @80kph			

Lap Records		Best Sector Information					
		Sector 1	S1 Trap (mph)	Sector 2	S2 Trap (mph)	Sector 3	F/L Trap (mph)
Superbikes	1:26.350	21.516	168.6	27.603	NONE	35.738	162.4
Superstock (1000)	1:28.203	22.267	163.6	28.242	NONE	36.898	158.6
Supersport / GP2	1:28.746	22.474	152.8	28.114	NONE	37.069	146.5
Junior Superstock (600)	1:30.896	23.065	147.8	28.907	NONE	38.030	142.4
Ducati Cup	1:31.548	23.559	150.4	29.258	NONE	38.513	142.4
Sidecar 600	1:32.253	23.845	131.5	28.385	NONE	38.997	118.1
BTC 2020	To Be Est	N/A	N/A	N/A	NONE	N/A	N/A
Junior Supersport	To Be Est	N/A	N/A	N/A	NONE	N/A	N/A

START LIST



NO	CL	NAME	NAT	ENTRY
2		TJ TOMS	GBR	Kawasaki - Platform Hire Racing
3		Billy McCONNELL	AUS	Honda - C&L Fairburn Properties / Jackson Racing
5		Richard KERR	IRL	Honda - AMD Motorsport
7		Kade VERWEY	GBR	BMW - Team XG Racing
8		Lewis ROLLO	GBR	Honda - Milenco by Padgetts Motorcycles
10		Joe SHELDON-SHAW	GBR	Suzuki - Forward Vision Racing
14		Tim NEAVE	GBR	Yamaha - Edwards Yamaha
15		Nathan HARRISON	GBR	Honda - Quayside Racing
16		James BUCHANAN	GBR	Honda - Blue Motion Racing
17		Matty WHELAN	GBR	Suzuki - ATS Racing
18		Shaun WINFIELD	GBR	Honda - TAG Racing Honda
19		Joe TALBOT	GBR	Kawasaki - Cheshire Mouldings Kawasaki by JR Performa
21		Tom WARD	GBR	Aprilia - IN Competition / Aprilia
22		Dave MACKAY	GBR	Suzuki - True Heroes Racing
23		Max SYMONDS	GBR	BMW - Max Symonds Racing
25		Jorel BOERBOOM	NLD	Kawasaki - G&S Bict Groep Racing
27		Bjorn ESTMENT	RSA	Suzuki - Specsavers Suzuki by Hawk Racing
30		Rob McNEALY	GBR	BMW - McNealy Brown
31		Sam COX	GBR	BMW - Sam Cox Racing
32		Matt VENN	GBR	Kawasaki - Unique Motorsport
39		Max MORGAN	GBR	Kawasaki - MSS Performance
40		Joe FRANCIS	GBR	Kawasaki - Stauff Fluid Power Kawasaki
44		Jack NIXON	GBR	BMW - FHO Racing with Kobelco
51		Brayden ELLIOTT	AUS	Honda - CFS Filtration No Bull Racing
55		Ash BEECH	GBR	Honda - Jones Dorling Racing
57		Levi DAY	AUS	Suzuki - Powerslide Motorcycles Racing
59		Matt TRUELOVE	GBR	Aprilia - IN Competition / Aprilia
61		David SELLERS	GBR	Suzuki - True Heroes Racing
69		Nadieh SCHOOTS	NLD	Kawasaki - Rebel Racing
74		Davey TODD	GBR	Honda - Milenco by Padgetts Motorcycles
75		Alex OLSEN	GBR	BMW - FHO Racing with Kobelco
76		Luke VERWEY	GBR	BMW - WSE Racing
77		Brent HARRAN	RSA	Honda - Optimum Bikes Racing
83		Liam MARCHANT	GBR	Kawasaki - Delkevic UK
86		Charlie NESBITT	GBR	Suzuki - VisionTrack Suzuki
94		Max STANTON	GBR	BMW - PHR Performance
99		Ben LUXTON	GBR	BMW - Team XG Racing

Total Competitors: 37

Cadwell Park: 2.1800 miles

Results can be found at www.britishsuperbike.com

Printed - 11:25 Wednesday, 24 August 2022



2022 Pirelli National Superstock Championship with MotoNovo
RIDER PERFORMANCE CHART AFTER ROUND 11



#	NAME / BIKE	15th - 17th April		Silverstone National		30th April - 2nd May Oulton Park International		20th - 22nd May		Donington Park National		17th - 19th June		Knockhill		22nd - 24th July		Brands Hatch GP		12th - 14th August		Thruxton		27th - 29th August Cadwell Park		9th - 11th September Snetterton 300		23rd - 25th September		Oulton Park International		30th Sept - 2nd Oct		Donington Park GP		14th - 16th October Brands Hatch GP		
		1	2	3	4	5	6	7	8	9	10	11	12	13	14	15	16	17	18																			
2	TJ TOMS (Kawasaki)	DNS	16	18	14	17	16	11	DNF	16	16	DNS																										
3	Billy McCONNELL (Honda)	19	3	1	DNF	6	1*	2	1	3	4	2																										
4	Ian HUTCHINSON (BMW)	9	12	17																																		
5	Richard KERR (Honda)	10	14	9	5	3	4	1	7	9	6	5																										
6	Craig NEVE (BMW)	16	19						17	DNF	DNF	22																										
6	Michael DUNLOP (BMW)			22																																		
7	Kade VERWEY (BMW)	DNS	DNF	DNF	DNS	24	DNF	7	15	14																												
8	Lewis ROLLO (Honda)	DNF	4	7	DNF	13	7	6	DNF	11	5	6																										
9	John McGUINNESS (Honda)	21	24	21																																		
9	Callum GRIGOR (Kawasaki)						19	DNF																														
10	Joe SHELDON-SHAW (Suzuki)	15	DNF	16	15	18	10	10	13	12	15	19																										
11	David ALLINGHAM (Honda)	7	10	4	8	19	DNF	13	6	2	17*	DNF																										
12	Luke HEDGER (Suzuki)				7	15			14	13	10	12																										
14	Tim NEAVE (Yamaha)	1*	1	6	2	1					DNF	11																										
15	Nathan HARRISON (Honda)	17	23	DNF					23	24	20	20																										
16	James BUCHANAN (Kawasaki)	30	DNF	DNQ	29	32	NC	DNF	DNF	31	35	35																										
18	Shaun WINFIELD (Honda)	12	15	DNF	13	22	12	12	10	DNF	9	9																										
19	Joe TALBOT (Kawasaki)	14	DNF	14	17	12	11	9	19	19	22	DNF																										
20	Tom OLIVER (Suzuki)	DNF	18	DNF	12	14	DNS	DNS																														
21	Tom WARD (Aprilia)	3	7	8	6	8	3	3	8	6	19	8																										
22	Dave MACKAY (Suzuki)	29	29	29	28	31			26	29	32	31																										
23	Max SYMONDS (BMW)								25	25	28	24																										
24	Conor CUMMINS (Honda)				19	21			18	18																												
25	Jorel BOERBOOM (Kawasaki)	28	28	28	27	29	20	20	24	26	25	26																										
26	Josh WAINWRIGHT (Honda)	24	DNF																																			
26	Rob HODSON (Kawasaki)			27							30	32																										
27	Bjorn ESTMENT (Suzuki)				23	DNF					18	16																										
30	Rob McNEALY (BMW)	DNS	25	19	21	26	DNF	19	DNF	DNS	26	27																										
31	Sam COX (BMW)								20	22	27	28																										
38	Ryan CRINGLE (Honda)										21	21																										
39	Max MORGAN (Kawasaki)	26	27	25	24	30			DNF	27	DNS	34																										
40	Joe FRANCIS (Kawasaki)	DNS	13	DNF	DNF	11	8	DNF	9	DNF	8	10																										
42	Sam HOLME (Kawasaki)	23	DNF	30			DNS	DNS																														
43	Jonathan PERRY (Kawasaki)	DNQ	DNQ																																			
44	Jack NIXON (BMW)	5	6	13	10	9	14	DNF	DNF	17	14	13																										
47	Richard COOPER (Suzuki)								2	1																												
49	Lee WILLIAMS (Kawasaki)			31	22	25																																
51	Brayden ELLIOTT (Honda)	2	8	2	1	4*	2	DNF*	4	8	11	7																										
55	Ash BEECH (Suzuki)	11	DNF	12	16	16	DNF	15			13	15																										
56	Richard WHITE (BMW)								DNF	23																												
57	Levi DAY (Suzuki)	8	11	11	DNF	10	15	14	11	10	12	17																										
59	Matt TRUELOVE (Aprilia)	13	17	15	DNS	20	18	17	16	DNF	23	18																										
61	David SELLERS (Suzuki)			26	26	28			DNF	28	29	29																										
62	Sam WEST (BMW)	18	21																																			
66	Brendan MALLINDER (BMW)				25	DNF																																
71	Phil CROWE (BMW)			DNF																																		
71	Matthew PAULO (BMW)						13	DNF																														
73	David BROOK (Honda)	22	26	23	20	DNF																																
74	Davey TODD (Honda)	6	5	3	3	2	DNF	4	3	5	2	4																										
75	Alex OLSEN (BMW)	DNF	2*	5	4*	DNF	5	5	5	4	1	1																										
76	Luke VERWEY (BMW)	25	DNF	DNF	DNS	DNS																																
77	Brent HARRAN (Honda)	4	9	10	11	7	9	8	DNF	15	7	14																										
83	Forest DUNN (Suzuki)										33	33																										
84	Anthony MOORE (Suzuki)	27	DNF	DNS					27	30																												
86	Charlie NESBITT (Suzuki)	DNF	DNF	DNF	9	5	6	DNF	12	7*	3	3*																										
94	Max STANTON (Honda)	20	22	20	18	23	DNF	18	22	21	24	23																										
98	Ross IRWIN (Honda)										34	30																										
99	Ben LUXTON (BMW)	DNF	20	24	DNF	27	17	16	21	20	31	25																										

Round 11, Thruxton race restarted - #11 David Allingham took the original pole position

* Denotes Fastest Lap | DNF = Did Not Finish | DNQ = Did Not Qualify | DNS = Did Not Start
NC = Finished but Not Classified | DQ = Disqualified | Change of Team/Machine || | LCQR = Did not Qualify from Last Chance Race
Denotes Pole Position

FREE PRACTICE 1 - CLASSIFICATION



POS	NO	NAME	NAT	ENTRY	TIME	ON	LAPS	GAP	DIFF	MPH
1	86	Charlie NESBITT	GBR	Suzuki - VisionTrack Suzuki	1:28.648	15	17			88.53
2	3	Billy McCONNELL	AUS	Honda - C&L Fairburn Properties / Jackson Racing	1:28.665	11	13	0.017	0.017	88.51
3	74	Davey TODD	GBR	Honda - Milenco by Padgetts Motorcycles	1:29.135	13	18	0.487	0.470	88.04
4	8	Lewis ROLLO	GBR	Honda - Milenco by Padgetts Motorcycles	1:29.306	9	15	0.658	0.171	87.87
5	21	Tom WARD	GBR	Aprilia - IN Competition / Aprilia	1:29.383	15	16	0.735	0.077	87.80
6	10	Joe SHELTON-SHAW	GBR	Suzuki - Forward Vision Racing	1:29.466	13	13	0.818	0.083	87.72
7	5	Richard KERR	IRL	Honda - AMD Motorsport	1:29.616	12	16	0.968	0.150	87.57
8	14	Tim NEAVE	GBR	Yamaha - Edwards Yamaha	1:29.753	13	14	1.105	0.137	87.44
9	51	Brayden ELLIOTT	AUS	Honda - CFS Filtration No Bull Racing	1:29.791	11	15	1.143	0.038	87.40
10	40	Joe FRANCIS	GBR	Kawasaki - Stauff Fluid Power Kawasaki	1:29.866	6	10	1.218	0.075	87.33
11	75	Alex OLSEN	GBR	BMW - FHO Racing with Kobelco	1:29.972	13	15	1.324	0.106	87.22
12	18	Shaun WINFIELD	GBR	Honda - TAG Racing Honda	1:30.129	10	13	1.481	0.157	87.07
13	59	Matt TRUELOVE	GBR	Aprilia - IN Competition / Aprilia	1:30.172	7	13	1.524	0.043	87.03
14	77	Brent HARRAN	RSA	Honda - Optimum Bikes Racing	1:30.325	16	16	1.677	0.153	86.88
15	55	Ash BEECH	GBR	Honda - Jones Dorling Racing	1:30.577	14	15	1.929	0.252	86.64
16	44	Jack NIXON	GBR	BMW - FHO Racing with Kobelco	1:30.657	14	16	2.009	0.080	86.56
17	24	Conor CUMMINS	GBR	Honda - Milenco by Padgetts Motorcycles	1:31.007	14	16	2.359	0.350	86.23
18	57	Levi DAY	AUS	Suzuki - Powerslide Motorcycles Racing	1:31.475	16	17	2.827	0.468	85.79
19	30	Rob McNEALY	GBR	BMW - McNealy Brown	1:31.630	8	12	2.982	0.155	85.64
20	19	Joe TALBOT	GBR	Kawasaki - Cheshire Mouldings Kawasaki by JR Perfor	1:31.632	9	16	2.984	0.002	85.64
21	94	Max STANTON	GBR	BMW - PHR Performance	1:31.702	9	14	3.054	0.070	85.58
22	99	Ben LUXTON	GBR	BMW - Team XG Racing	1:31.829	15	16	3.181	0.127	85.46
23	17	Matty WHELAN	GBR	Suzuki - ATS Racing	1:31.841	12	15	3.193	0.012	85.45
24	25	Jorel BOERBOOM	NLD	Kawasaki - G&S Bict Groep Racing	1:32.403	7	14	3.755	0.562	84.93
25	23	Max SYMONDS	GBR	BMW - Max Symonds Racing	1:32.485	15	17	3.837	0.082	84.85
26	7	Kade VERWEY	GBR	BMW - Team XG Racing	1:32.612	6	6	3.964	0.127	84.74
27	31	Sam COX	GBR	BMW - Sam Cox Racing	1:32.994	12	16	4.346	0.382	84.39
28	61	David SELLERS	GBR	Suzuki - True Heroes Racing	1:33.064	9	15	4.416	0.070	84.32
29	83	Liam MARCHANT	GBR	Kawasaki - Delkevic UK	1:33.598	9	10	4.950	0.534	83.84
30	22	Dave MACKAY	GBR	Suzuki - True Heroes Racing	1:33.936	11	13	5.288	0.338	83.54
31	76	Luke VERWEY	GBR	BMW - WSE Racing	1:35.006	5	6	6.358	1.070	82.60
32	27	Bjorn ESTMENT	RSA	Suzuki - Specsavers Suzuki by Hawk Racing	1:35.639	4	4	6.991	0.633	82.05
33	39	Max MORGAN	GBR	Kawasaki - MSS Performance	1:35.865	9	12	7.217	0.226	81.86

QUALIFYING LAPTIME (110.0% of 1:28.648) = 1:37.512

34	69	Nadieh SCHOOTS	NLD	Kawasaki - Rebel Racing	1:37.986	10	16	9.338	2.121	80.09
35	32	Matt VENN	GBR	Kawasaki - Unique Motorsport	1:38.455	8	9	9.807	0.469	79.71
36	16	James BUCHANAN	GBR	Honda - Blue Motion Racing	1:38.732	2	2	10.084	0.277	79.48
37	2	TJ TOMS	GBR	Kawasaki - Platform Hire Racing	1:39.793	1	4	11.145	1.061	78.64

Weather / Track : Bright / Dry

Cadwell Park: 2.1800 miles

These results are provisional until the conclusion of any judicial and technical matters.

Date: 27/08/2022 Start: 10:20 Finish: 10:57

Race Director :	Clerk of Course :	Timekeeper : Richard Evans
-----------------	-------------------	----------------------------

Results can be found at www.britishsuperbike.com

Printed - 11:03 Saturday, 27 August 2022

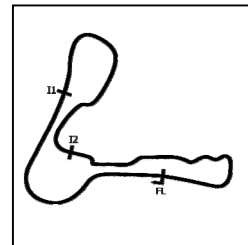


MCRCB BULLETIN TK016

2022 Bennetts British Superbike Championship - Round 7

2022 Pirelli National Superstock Championship with MotoNovo

FREE PRACTICE 1 - SECTOR ANALYSIS



SECTOR 1 = FL to I1, SECTOR 2 = I1 to I2, SECTOR 3 = I2 to FL, DIFF = Difference To Personal Best Lap, P = Crossed Finish Line in Pit Lane, D = Time Disallowed

P1		86		Charlie NESBITT		Suzuki - VisionTrack Suzuki				
IDEAL LAP TIME : 1:28.356		BEST LAP TIME : 1:28.648		DIFFERENCE : 0.292						
LAP	SECTOR 1	SECTOR 2	SECTOR 3	LAP TIME	MPH	DIFF	TIME OF DAY			
1 -	OUTLAP	154.9	29.882	38.599	140.6	1:37.099	80.82	8.451	10:21:47.276	
2 -	23.274	156.7	29.118	37.748	144.3	1:30.140	87.06	1.492	10:23:17.416	
3 -	23.893	153.5	29.383	37.701	143.7	1:30.977	86.26	2.329	10:24:48.393	
4 -	23.265	158.6	28.863	38.021	143.3	1:30.149	87.05	1.501	10:26:18.542	
5 -	23.341	158.2	28.855	38.201	143.7	1:30.397	86.81	1.749	10:27:48.939	
6 -	22.980	159.0	28.792	37.770	143.3	1:29.542	87.64	0.894	10:29:18.481	
7 -	23.031	157.5	28.815	37.099	143.3	1:28.945	88.23	0.297	10:30:47.426	
8 -		157.1	29.561	37.676	142.7	13:01.533	10.04	11:32.885	10:43:48.959	
9 -	22.956	157.5	28.705	37.150	143.3	1:28.811	88.36	0.163	10:45:17.770	
10 -	22.857	158.2	28.650	37.183	144.0	1:28.690 (2)	88.48	0.042	10:46:46.460	
11 -	22.707	160.1	28.623	37.684	143.7	1:29.014	88.16	0.366	10:48:15.474	
12 -	23.111	158.6	28.550	38.806	142.4	1:30.467	86.75	1.819	10:49:45.941	
13 -	23.108	157.5	28.665	37.359	143.7	1:29.132	88.04	0.484	10:51:15.073	
14 -	22.888	160.1	28.809	37.273	143.7	1:28.970	88.21	0.322	10:52:44.043	
15 -	22.896	159.0	28.648	37.104	143.3	1:28.648 (1)	88.53		10:54:12.691	
16 -	22.810	158.6	28.839	38.734	144.6	1:30.383	86.83	1.735	10:55:43.074	
17 -	22.848	158.2	28.628	37.299	144.9	1:28.775 (3)	88.40	0.127	10:57:11.849	

P2		3		Billy McCONNELL		Honda - C&L Fairburn Properties / Jackson Racing				
IDEAL LAP TIME : 1:28.442		BEST LAP TIME : 1:28.665		DIFFERENCE : 0.223						
LAP	SECTOR 1	SECTOR 2	SECTOR 3	LAP TIME	MPH	DIFF	TIME OF DAY			
1 -	25.176	143.3	31.357	39.411	143.3	1:35.944	81.79	7.279	10:23:03.470	
2 -	22.999	156.7	28.957	37.640	144.3	1:29.596 (3)	87.59	0.931	10:24:33.066	
3 -	24.761	147.4	31.164	40.894	145.5	1:36.819	81.05	8.154	10:26:09.885	
4 -	22.795	157.5	28.882	39.674	145.2	1:31.351	85.91	2.686	10:27:41.236	
5 -	OUTLAP				144.9	3:08.321	41.67	1:39.656	10:30:49.557	
6 -	OUTLAP				144.6	13:08.817	9.94	11:40.152	10:43:58.374	
7 -	22.867	157.9	28.644	37.212	144.9	1:28.723 (2)	88.45	0.058	10:45:27.097	
8 -	24.284	142.1	34.669	38.312	145.5	1:37.265	80.68	8.600	10:47:04.362	
9 -	OUTLAP				143.7	5:09.810	25.33	3:41.145	10:52:14.172	
10 -	25.015	144.6	30.249	39.091	144.6	1:34.355	83.17	5.690	10:53:48.527	
11 -	22.712	158.6	28.635	37.318	145.5	1:28.665 (1)	88.51		10:55:17.192	
12 -	22.718	158.6	28.992	38.735	144.6	1:30.445	86.77	1.780	10:56:47.637	
13 -	23.075	155.3	29.167	38.727	137.7	1:30.969	86.27	2.304	10:58:18.606	

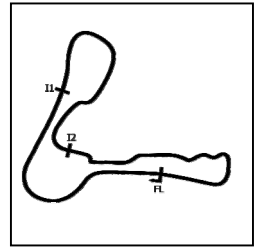
P3		74		Davey TODD		Honda - Milenco by Padgetts Motorcycles				
IDEAL LAP TIME : 1:28.808		BEST LAP TIME : 1:29.135		DIFFERENCE : 0.327						
LAP	SECTOR 1	SECTOR 2	SECTOR 3	LAP TIME	MPH	DIFF	TIME OF DAY			
1 -	23.657	157.1	29.843	41.413	101.5	1:34.913	82.68	5.778	10:22:48.002	
2 -	26.004	118.9	31.644	38.475	145.5	1:36.123	81.64	6.988	10:24:24.125	
3 -	23.177	159.4	28.886	38.927	143.3	1:30.990	86.25	1.855	10:25:55.115	
4 -	22.962	160.9	29.013	37.998	146.5	1:29.973	87.22	0.838	10:27:25.088	
5 -	22.693	161.7	29.345	40.819	146.2	1:32.857	84.51	3.722	10:28:57.945	
6 -	22.846	157.9	29.391	38.774	148.1	1:31.011	86.23	1.876	10:30:28.956	
7 -	23.135	154.6	29.170	37.845	146.5	1:30.150	87.05	1.015	10:31:59.106	
8 -	OUTLAP				145.8	11:21.011	11.52	9:51.876	10:43:20.117	
9 -	23.551	160.9	29.155	39.094	145.5	1:31.800	85.49	2.665	10:44:51.917	
10 -	22.914	161.3	28.825	38.264	145.8	1:30.003	87.19	0.868	10:46:21.920	
11 -	22.862	161.7	28.861	38.645	145.5	1:30.368	86.84	1.233	10:47:52.288	
12 -	22.851	162.0	28.807	37.644	147.1	1:29.302 (3)	87.88	0.167	10:49:21.590	
13 -	22.702	160.9	28.948	37.485	146.8	1:29.135 (1)	88.04		10:50:50.725	
14 -	22.638	163.2	29.249	38.512	146.2	1:30.399	86.81	1.264	10:52:21.124	
15 -	22.780	162.0	28.685	39.288	145.8	1:30.753	86.47	1.618	10:53:51.877	
16 -	22.795	162.4	28.807	37.715	145.8	1:29.317	87.86	0.182	10:55:21.194	
17 -	24.123	152.8	30.656	43.285	144.9	1:38.064	80.03	8.929	10:56:59.258	
18 -	22.840	161.7	28.734	37.582	146.5	1:29.156 (2)	88.02	0.021	10:58:28.414	

MCRCB BULLETIN TK016

2022 Bennetts British Superbike Championship - Round 7

2022 Pirelli National Superstock Championship with MotoNovo

FREE PRACTICE 1 - SECTOR ANALYSIS



SECTOR 1 = FL to I1, SECTOR 2 = I1 to I2, SECTOR 3 = I2 to FL, DIFF = Difference To Personal Best Lap, P = Crossed Finish Line in Pit Lane, D = Time Disallowed

P4		8		Lewis ROLLO		Honda - Milenco by Padgetts Motorcycles				
IDEAL LAP TIME : 1:29.248		BEST LAP TIME : 1:29.306		DIFFERENCE : 0.058						
LAP	SECTOR 1		SECTOR 2		SECTOR 3		LAP TIME	MPH	DIFF	TIME OF DAY
1 -	25.088	143.0	31.277	39.623	143.7	1:35.988	81.76	6.682	10:22:25.383	
2 -	23.189	154.2	29.734	39.441	140.6	1:32.364	84.96	3.058	10:23:57.747	
3 -	22.959	156.0	29.892	39.103	143.0	1:31.954	85.34	2.648	10:25:29.701	
4 -	22.987	153.2	29.335	38.061	143.0	1:30.383	86.83	1.077	10:27:00.084	
5 -	22.932	158.6	29.050	37.873	143.7	1:29.855	87.34	0.549	10:28:29.939	
6 -	OUTLAP				143.3	3:20.132	39.21	1:50.826	10:31:50.071	
7 -	OUTLAP				141.5	11:54.925	10.97	10:25.619	10:43:44.996	
8 -	23.744	155.3	29.006	37.865	144.3	1:30.615	86.60	1.309	10:45:15.611	
9 -	22.716	159.0	28.891	37.699	145.5	1:29.306 (1)	87.87		10:46:44.917	
10 -	22.723	160.5	28.920	38.756	143.7	1:30.399	86.81	1.093	10:48:15.316	
11 -	OUTLAP				144.9	3:12.470	40.77	1:43.164	10:51:27.786	
12 -	22.677	155.3	28.954	38.106	142.7	1:29.737 (2)	87.45	0.431	10:52:57.523	
13 -	22.727	160.9	28.872	38.727	147.8	1:30.326	86.88	1.020	10:54:27.849	
14 -	22.778	160.1	29.059	37.909	144.6	1:29.746	87.44	0.440	10:55:57.595	
15 -	22.828	159.0	29.050	37.862	144.0	1:29.740 (3)	87.45	0.434	10:57:27.335	

P5		21		Tom WARD		Aprilia - IN Competition / Aprilia				
IDEAL LAP TIME : 1:29.118		BEST LAP TIME : 1:29.383		DIFFERENCE : 0.265						
LAP	SECTOR 1		SECTOR 2		SECTOR 3		LAP TIME	MPH	DIFF	TIME OF DAY
1 -	23.894	154.2	30.220	39.358	143.7	1:33.472	83.96	4.089	10:24:16.495	
2 -	23.633	156.7	29.703	38.824	146.5	1:32.160	85.15	2.777	10:25:48.655	
3 -	23.151	150.8	30.027	39.418	150.4	1:32.596	84.75	3.213	10:27:21.251	
4 -	23.995	146.5	30.359	38.212	147.1	1:32.566	84.78	3.183	10:28:53.817	
5 -	22.893	156.7	29.242	39.774	146.5	1:31.909	85.38	2.526	10:30:25.726	
6 -	OUTLAP				146.2	12:14.092	10.69	10:44.709	10:42:39.818	
7 -	22.973	158.2	29.378	37.628	147.8	1:29.979	87.22	0.596	10:44:09.797	
8 -	22.646	159.4	28.938	37.978	147.8	1:29.562 (2)	87.62	0.179	10:45:39.359	
9 -	23.195	156.0	28.991	38.072	145.5	1:30.258	86.95	0.875	10:47:09.617	
10 -	22.895	157.5	29.054	38.198	146.5	1:30.147	87.05	0.764	10:48:39.764	
11 -	23.307	154.9	29.532	38.544	144.9	1:31.383	85.88	2.000	10:50:11.147	
12 -	22.856	157.9	29.042	37.760	147.4	1:29.658 (3)	87.53	0.275	10:51:40.805	
13 -	22.835	158.2	29.064	37.885	147.4	1:29.784	87.41	0.401	10:53:10.589	
14 -	25.850	123.5	31.757	42.786	145.8	1:40.393	78.17	11.010	10:54:50.982	
15 -	22.825	158.6	28.844	37.714	145.2	1:29.383 (1)	87.80		10:56:20.365	
16 -	22.871	157.1	29.205	38.077	146.8	1:30.153	87.05	0.770	10:57:50.518	

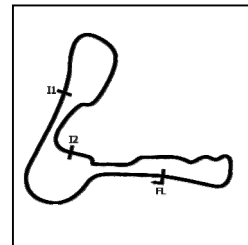
P6		10		Joe SHELDON-SHAW		Suzuki - Forward Vision Racing				
IDEAL LAP TIME : 1:29.403		BEST LAP TIME : 1:29.466		DIFFERENCE : 0.063						
LAP	SECTOR 1		SECTOR 2		SECTOR 3		LAP TIME	MPH	DIFF	TIME OF DAY
1 -	24.113	146.5	31.000	39.021	144.0	1:34.134	83.37	4.668	10:22:15.261	
2 -	24.018	152.1	29.981	39.032	144.9	1:33.031	84.35	3.565	10:23:48.292	
3 -	23.050	151.1	29.635	38.299	145.8	1:30.984	86.25	1.518	10:25:19.276	
4 -	23.625	154.2	29.157	38.422	143.7	1:31.204	86.04	1.738	10:26:50.480	
5 -	23.037	155.3	29.638	IN PIT		15:23.350 P	8.49	13:53.884	10:42:13.830	
6 -	OUTLAP	151.8	29.927	38.471	143.7	1:36.443	81.37	6.977	10:43:50.273	
7 -	23.284	154.6	29.350	40.462	143.3	1:33.096	84.30	3.630	10:45:23.369	
8 -	23.112	156.7	29.278	38.138	143.3	1:30.528	86.69	1.062	10:46:53.897	
9 -	23.111	156.4	29.126	37.663	143.7	1:29.900 (2)	87.29	0.434	10:48:23.797	
10 -	22.977	155.7	30.858	IN PIT		4:59.435 P	26.20	3:29.969	10:53:23.232	
11 -	OUTLAP	140.3	34.770	45.630	143.3	2:00.166	65.31	30.700	10:55:23.398	
12 -	23.078	155.7	29.632	37.756	143.7	1:30.466 (3)	86.75	1.000	10:56:53.864	
13 -	23.040	155.7	28.944	37.482	144.6	1:29.466 (1)	87.72		10:58:23.330	

MCRCB BULLETIN TK016

2022 Bennetts British Superbike Championship - Round 7

2022 Pirelli National Superstock Championship with MotoNovo

FREE PRACTICE 1 - SECTOR ANALYSIS



SECTOR 1 = FL to I1, SECTOR 2 = I1 to I2, SECTOR 3 = I2 to FL, DIFF = Difference To Personal Best Lap, P = Crossed Finish Line in Pit Lane, D = Time Disallowed

P7		5		Richard KERR		Honda - AMD Motorsport				
IDEAL LAP TIME : 1:29.208		BEST LAP TIME : 1:29.616		DIFFERENCE : 0.408						
LAP	SECTOR 1		SECTOR 2		SECTOR 3		LAP TIME	MPH	DIFF	TIME OF DAY
1 -	24.017	152.1	29.805	39.470	143.0	1:33.292	84.12	3.676	10:22:47.311	
2 -	23.299	151.4	29.619	38.701	145.2	1:31.619	85.65	2.003	10:24:18.930	
3 -	23.910	145.2	30.079	40.085	143.3	1:34.074	83.42	4.458	10:25:53.004	
4 -	23.024	159.7	28.994	38.535	144.0	1:30.553	86.66	0.937	10:27:23.557	
5 -	OUTLAP				143.7	3:06.450	42.09	1:36.834	10:30:30.007	
6 -	OUTLAP				143.0	12:12.455	10.71	10:42.839	10:42:42.462	
7 -	22.989	157.5	28.935	41.336	141.8	1:33.260	84.15	3.644	10:44:15.722	
8 -	22.909	157.1	28.767	38.007	145.8	1:29.683 (2)	87.50	0.067	10:45:45.405	
9 -	22.745	158.2	29.074	38.198	146.5	1:30.017	87.18	0.401	10:47:15.422	
10 -	24.014	143.3	31.824	41.777	144.6	1:37.615	80.39	7.999	10:48:53.037	
11 -	22.953	156.4	33.547	39.913	144.6	1:36.413	81.40	6.797	10:50:29.450	
12 -	22.853	155.7	29.067	37.696	144.9	1:29.616 (1)	87.57		10:51:59.066	
13 -	22.913	156.4	28.923	37.879	144.6	1:29.715 (3)	87.47	0.099	10:53:28.781	
14 -	24.614	128.8	33.648	39.828	144.0	1:38.090	80.00	8.474	10:55:06.871	
15 -	23.008	152.8	29.174	37.892	144.3	1:30.074	87.12	0.458	10:56:36.945	
16 -	22.984	157.1	29.287	37.956	144.9	1:30.227	86.98	0.611	10:58:07.172	

P8		14		Tim NEAVE		Yamaha - Edwards Yamaha				
IDEAL LAP TIME : 1:29.595		BEST LAP TIME : 1:29.753		DIFFERENCE : 0.158						
LAP	SECTOR 1		SECTOR 2		SECTOR 3		LAP TIME	MPH	DIFF	TIME OF DAY
1 -	OUTLAP	146.2	31.550	40.715	144.0	1:42.634	76.46	12.881	10:22:57.924	
2 -	23.393	157.5	29.733	39.168	144.9	1:32.294	85.03	2.541	10:24:30.218	
3 -	25.295	138.9	30.879	39.986	144.3	1:36.160	81.61	6.407	10:26:06.378	
4 -	22.943	156.7	29.405	38.500	145.5	1:30.848	86.38	1.095	10:27:37.226	
5 -	23.537	151.8	30.269	IN PIT		14:38.417 P	8.93	13:08.664	10:42:15.643	
6 -	OUTLAP	127.8	33.286	40.690	144.3	1:44.774	74.90	15.021	10:44:00.417	
7 -	23.116	157.1	29.276	37.992	145.5	1:30.384	86.83	0.631	10:45:30.801	
8 -	22.784	157.5	29.210	38.145	144.9	1:30.139	87.06	0.386	10:47:00.940	
9 -	25.015	136.9	30.683	41.032	145.2	1:36.730	81.13	6.977	10:48:37.670	
10 -	22.698	160.1	29.061	38.136	145.2	1:29.895 (3)	87.30	0.142	10:50:07.565	
11 -	22.811	155.7	29.063	37.927	145.8	1:29.801 (2)	87.39	0.048	10:51:37.366	
12 -	26.885	104.0	33.073	41.509	145.5	1:41.467	77.34	11.714	10:53:18.833	
13 -	22.751	158.6	28.970	38.032	144.6	1:29.753 (1)	87.44		10:54:48.586	
14 -	22.773	157.1	28.979	38.333	143.0	1:30.085	87.11	0.332	10:56:18.671	

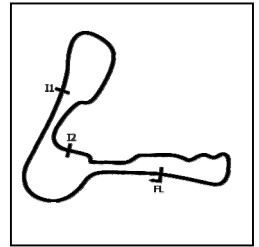
P9		51		Brayden ELLIOTT		Honda - CFS Filtration No Bull Racing				
IDEAL LAP TIME : 1:29.791		BEST LAP TIME : 1:29.791		DIFFERENCE : 0.000						
LAP	SECTOR 1		SECTOR 2		SECTOR 3		LAP TIME	MPH	DIFF	TIME OF DAY
1 -	24.588	143.7	30.708	40.046	144.9	1:35.342	82.31	5.551	10:23:46.249	
2 -	24.003	148.4	29.472	38.758	144.3	1:32.233	85.08	2.442	10:25:18.482	
3 -	23.226	154.6	29.068	41.790	143.0	1:34.084	83.41	4.293	10:26:52.566	
4 -	OUTLAP				144.9	1:49.820	71.46	20.029	10:28:42.386	
5 -	22.986	152.8	29.518	38.260	147.1	1:30.764	86.46	0.973	10:30:13.150	
6 -	23.605	154.9	29.347	39.462	145.5	1:32.414	84.92	2.623	10:31:45.564	
7 -	OUTLAP				145.8	10:53.348	12.01	9:23.557	10:42:38.912	
8 -	23.004	156.7	29.240	37.967	144.0	1:30.211 (3)	86.99	0.420	10:44:09.123	
9 -	22.915	158.2	29.195	38.086	146.8	1:30.196 (2)	87.01	0.405	10:45:39.319	
10 -	23.426	149.7	29.185	38.549	146.5	1:31.160	86.09	1.369	10:47:10.479	
11 -	22.850	157.5	29.060	37.881	146.8	1:29.791 (1)	87.40		10:48:40.270	
12 -	OUTLAP				145.5	3:49.814	34.14	2:20.023	10:52:30.084	
13 -	23.151	156.0	29.393	38.458	145.2	1:31.002	86.24	1.211	10:54:01.086	
14 -	22.992	157.9	29.277	IN PIT		1:40.005 P	78.47	10.214	10:55:41.091	
15 -	OUTLAP	154.2	29.761	38.780	144.0	1:41.760	77.12	11.969	10:57:22.851	

MCRCB BULLETIN TK016

2022 Bennetts British Superbike Championship - Round 7

2022 Pirelli National Superstock Championship with MotoNovo

FREE PRACTICE 1 - SECTOR ANALYSIS



SECTOR 1 = FL to I1, SECTOR 2 = I1 to I2, SECTOR 3 = I2 to FL, DIFF = Difference To Personal Best Lap, P = Crossed Finish Line in Pit Lane, D = Time Disallowed

P10 40		Joe FRANCIS			Kawasaki - Stauff Fluid Power Kawasaki					
IDEAL LAP TIME : 1:29.490		BEST LAP TIME : 1:29.866			DIFFERENCE : 0.376					
LAP	SECTOR 1		SECTOR 2		SECTOR 3		LAP TIME	MPH	DIFF	TIME OF DAY
1 -	24.498	142.1	30.830	39.296	143.3	1:34.624	82.93	4.758	10:23:09.796	
2 -	23.351	151.8	29.561	39.558	142.1	1:32.470	84.87	2.604	10:24:42.266	
3 -	24.659	151.4	29.177	37.899	143.0	1:31.735	85.55	1.869	10:26:14.001	
4 -	23.237	154.6	28.949	37.903	142.4	1:30.089 (3)	87.11	0.223	10:27:44.090	
5 -	23.129	156.4	28.988	38.273	144.6	1:30.390	86.82	0.524	10:29:14.480	
6 -	23.344	156.7	28.748	37.774	143.7	1:29.866 (1)	87.33		10:30:44.346	
7 -	OUTLAP				140.6	12:53.224	10.14	11:23.358	10:43:37.570	
8 -	23.333	156.4	29.054	37.659	143.7	1:30.046 (2)	87.15	0.180	10:45:07.616	
9 -	23.083	157.5	28.982	39.235	144.9	1:31.300	85.95	1.434	10:46:38.916	
10 -	23.337	158.2	29.852	12:07.843	89.1	13:01.032	10.04	11:31.166	10:59:39.948	

P11 75		Alex OLSEN			BMW - FHO Racing with Kobelco					
IDEAL LAP TIME : 1:29.932		BEST LAP TIME : 1:29.972			DIFFERENCE : 0.040					
LAP	SECTOR 1		SECTOR 2		SECTOR 3		LAP TIME	MPH	DIFF	TIME OF DAY
1 -	25.301	126.8	32.308	50.145	90.8	1:47.754	72.83	17.782	10:22:39.278	
2 -	29.082	124.5	30.506	39.140	148.1	1:38.728	79.49	8.756	10:24:18.006	
3 -	23.536	156.0	29.581	38.517	149.1	1:31.634	85.64	1.662	10:25:49.640	
4 -	22.968	157.9	32.910	50.644	146.8	1:46.522	73.67	16.550	10:27:36.162	
5 -	23.344	158.6	29.153	38.478	146.8	1:30.975	86.26	1.003	10:29:07.137	
6 -	22.935	157.5	29.433	38.190	147.1	1:30.558	86.66	0.586	10:30:37.695	
7 -	OUTLAP				143.7	12:41.753	10.30	11:11.781	10:43:19.448	
8 -	26.695	103.2	31.464	38.902	147.1	1:37.061	80.85	7.089	10:44:56.509	
9 -	23.035	157.5	29.301	38.208	148.1	1:30.544	86.67	0.572	10:46:27.053	
10 -	22.946	157.5	29.249	38.762	147.1	1:30.957	86.28	0.985	10:47:58.010	
11 -	22.805	157.9	29.353	38.373	147.1	1:30.531 (3)	86.68	0.559	10:49:28.541	
12 -	25.266	144.0	31.157	41.476	148.1	1:37.899	80.16	7.927	10:51:06.440	
13 -	22.845	160.5	29.038	38.089	147.1	1:29.972 (1)	87.22		10:52:36.412	
14 -	26.153	130.3	33.259	38.494	147.1	1:37.906	80.15	7.934	10:54:14.318	
15 -	23.052	159.0	29.180	38.161	148.1	1:30.393 (2)	86.82	0.421	10:55:44.711	

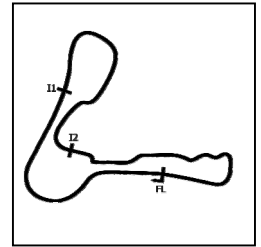
P12 18		Shaun WINFIELD			Honda - TAG Racing Honda					
IDEAL LAP TIME : 1:30.034		BEST LAP TIME : 1:30.129			DIFFERENCE : 0.095					
LAP	SECTOR 1		SECTOR 2		SECTOR 3		LAP TIME	MPH	DIFF	TIME OF DAY
1 -	23.834	150.4	30.548	39.677	144.3	1:34.059	83.43	3.930	10:22:14.624	
2 -	24.440	151.8	29.899	39.007	145.2	1:33.346	84.07	3.217	10:23:47.970	
3 -	23.018	150.8	29.618	38.476	145.8	1:31.112	86.13	0.983	10:25:19.082	
4 -	OUTLAP				143.7	4:26.847	29.41	2:56.718	10:29:45.929	
5 -	23.084	156.4	29.699	38.936	144.0	1:31.719	85.56	1.590	10:31:17.648	
6 -	OUTLAP				143.7	11:21.134	11.52	9:51.005	10:42:38.782	
7 -	22.832	159.0	29.077	38.244	144.9	1:30.153 (2)	87.05	0.024	10:44:08.935	
8 -	22.854	154.9	29.164	38.190	145.2	1:30.208 (3)	86.99	0.079	10:45:39.143	
9 -	OUTLAP				144.6	4:17.529	30.47	2:47.400	10:49:56.672	
10 -	22.875	157.5	29.068	38.186	145.8	1:30.129 (1)	87.07		10:51:26.801	
11 -	OUTLAP				145.2	2:49.818	46.21	1:19.689	10:54:16.619	
12 -	22.969	157.1	29.125	38.219	146.2	1:30.313	86.89	0.184	10:55:46.932	
13 -	22.780	157.5	29.242	38.189	146.5	1:30.211	86.99	0.082	10:57:17.143	

MCRCB BULLETIN TK016

2022 Bennetts British Superbike Championship - Round 7

2022 Pirelli National Superstock Championship with MotoNovo

FREE PRACTICE 1 - SECTOR ANALYSIS



SECTOR 1 = FL to I1, SECTOR 2 = I1 to I2, SECTOR 3 = I2 to FL, DIFF = Difference To Personal Best Lap, P = Crossed Finish Line in Pit Lane, D = Time Disallowed

P13 59		Matt TRUELOVE				Aprilia - IN Competition / Aprilia				
IDEAL LAP TIME : 1:30.117		BEST LAP TIME : 1:30.172		DIFFERENCE : 0.055						
LAP	SECTOR 1		SECTOR 2		SECTOR 3		LAP TIME	MPH	DIFF	TIME OF DAY
1 -	24.276	155.3	30.966	41.142	141.5	1:36.384	81.42	6.212	10:23:45.487	
2 -	23.723	159.0	29.920	39.408	143.3	1:33.051	84.34	2.879	10:25:18.538	
3 -	23.703	159.7	29.563	39.230	144.9	1:32.496	84.84	2.324	10:26:51.034	
4 -	OUTLAP				141.2	4:38.781	28.15	3:08.609	10:31:29.815	
5 -	OUTLAP				145.2	11:10.260	11.70	9:40.088	10:42:40.075	
6 -	23.167	159.0	29.409	38.570	145.8	1:31.146	86.10	0.974	10:44:11.221	
7 -	22.880	158.6	29.070	38.222	145.5	1:30.172 (1)	87.03		10:45:41.393	
8 -	OUTLAP				142.4	4:51.305	26.94	3:21.133	10:50:32.698	
9 -	23.377	157.9	29.364	38.653	144.0	1:31.394	85.87	1.222	10:52:04.092	
10 -	23.124	157.5	29.234	41.869	141.2	1:34.227	83.28	4.055	10:53:38.319	
11 -	23.440	154.6	29.455	38.569	143.7	1:31.464	85.80	1.292	10:55:09.783	
12 -	23.064	159.4	29.332	38.460	144.0	1:30.856 (2)	86.37	0.684	10:56:40.639	
13 -	23.009	159.4	29.304	38.783	144.3	1:31.096 (3)	86.15	0.924	10:58:11.735	

P14 77		Brent HARRAN				Honda - Optimum Bikes Racing				
IDEAL LAP TIME : 1:30.271		BEST LAP TIME : 1:30.325		DIFFERENCE : 0.054						
LAP	SECTOR 1		SECTOR 2		SECTOR 3		LAP TIME	MPH	DIFF	TIME OF DAY
1 -	24.723	146.8	31.775	40.530	144.6	1:37.028	80.88	6.703	10:22:33.836	
2 -	23.603	150.4	30.305	40.824	147.1	1:34.732	82.84	4.407	10:24:08.568	
3 -	24.123	148.4	30.481	39.985	146.5	1:34.589	82.97	4.264	10:25:43.157	
4 -	23.341	154.9	29.748	39.061	144.3	1:32.150	85.16	1.825	10:27:15.307	
5 -	23.258	159.4	30.028	38.845	146.5	1:32.131	85.18	1.806	10:28:47.438	
6 -	23.438	150.4	29.853	38.618	145.5	1:31.909	85.38	1.584	10:30:19.347	
7 -	OUTLAP				145.8	12:21.103	10.58	10:50.778	10:42:40.450	
8 -	23.211	153.2	30.455	38.895	144.3	1:32.561	84.78	2.236	10:44:13.011	
9 -	23.248	155.7	29.587	38.427	146.5	1:31.262	85.99	0.937	10:45:44.273	
10 -	23.058	156.4	29.471	38.492	144.9	1:31.021	86.22	0.696	10:47:15.294	
11 -	22.970	157.5	29.415	38.524	145.2	1:30.909	86.32	0.584	10:48:46.203	
12 -	23.103	155.7	29.451	38.195	144.9	1:30.749 (3)	86.48	0.424	10:50:16.952	
13 -	24.834	130.8	33.736	43.838	141.8	1:42.408	76.63	12.083	10:51:59.360	
14 -	23.143	154.9	29.263	38.275	145.2	1:30.681 (2)	86.54	0.356	10:53:30.041	
15 -	25.138	122.9	32.707	39.467	145.5	1:37.312	80.64	6.987	10:55:07.353	
16 -	23.024	156.0	29.260	38.041	146.2	1:30.325 (1)	86.88		10:56:37.678	

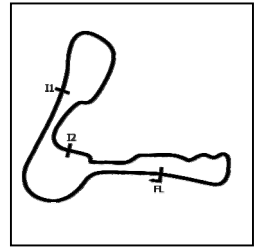
P15 55		Ash BEECH				Honda - Jones Dorling Racing				
IDEAL LAP TIME : 1:30.577		BEST LAP TIME : 1:30.577		DIFFERENCE : 0.000						
LAP	SECTOR 1		SECTOR 2		SECTOR 3		LAP TIME	MPH	DIFF	TIME OF DAY
1 -	27.347	106.6	34.711	41.973	142.7	1:44.031	75.43	13.454	10:22:32.093	
2 -	26.340	108.0	34.061	40.995	141.2	1:41.396	77.40	10.819	10:24:13.489	
3 -	23.780	145.2	30.752	39.543	145.5	1:34.075	83.42	3.498	10:25:47.564	
4 -	26.041	105.1	31.305	46.794	144.0	1:44.140	75.36	13.563	10:27:31.704	
5 -	23.267	148.1	30.068	38.826	144.0	1:32.161	85.15	1.584	10:29:03.865	
6 -	23.177	156.4	29.807	38.686	144.9	1:31.670	85.61	1.093	10:30:35.535	
7 -	OUTLAP				143.3	12:46.680	10.23	11:16.103	10:43:22.215	
8 -	23.269	152.5	31.500	42.594	145.5	1:37.363	80.60	6.786	10:44:59.578	
9 -	23.060	156.7	29.609	38.642	144.0	1:31.311	85.94	0.734	10:46:30.889	
10 -	22.934	156.0	29.524	39.448	143.3	1:31.906	85.39	1.329	10:48:02.795	
11 -	OUTLAP				144.0	3:42.731	35.23	2:12.154	10:51:45.526	
12 -	23.869	152.1	30.702	40.717	145.2	1:35.288	82.36	4.711	10:53:20.814	
13 -	22.971	154.9	29.621	38.570	145.2	1:31.162 (3)	86.08	0.585	10:54:51.976	
14 -	22.795	158.2	29.421	38.361	144.6	1:30.577 (1)	86.64		10:56:22.553	
15 -	22.954	153.9	29.674	38.520	144.9	1:31.148 (2)	86.10	0.571	10:57:53.701	

MCRCB BULLETIN TK016

2022 Bennetts British Superbike Championship - Round 7

2022 Pirelli National Superstock Championship with MotoNovo

FREE PRACTICE 1 - SECTOR ANALYSIS



SECTOR 1 = FL to I1, SECTOR 2 = I1 to I2, SECTOR 3 = I2 to FL, DIFF = Difference To Personal Best Lap, P = Crossed Finish Line in Pit Lane, D = Time Disallowed

P16 44		Jack NIXON		BMW - FHO Racing with Kobelco						
IDEAL LAP TIME : 1:30.590		BEST LAP TIME : 1:30.657		DIFFERENCE : 0.067						
LAP	SECTOR 1		SECTOR 2		SECTOR 3		LAP TIME	MPH	DIFF	TIME OF DAY
1 -	24.783	140.3	32.079	41.397	147.4	1:38.259	79.87	7.602	10:22:35.168	
2 -	23.813	141.8	30.648	40.088	146.5	1:34.549	83.00	3.892	10:24:09.717	
3 -	24.126	148.1	31.204	40.624	147.1	1:35.954	81.78	5.297	10:25:45.671	
4 -	23.999	144.0	30.591	40.306	143.3	1:34.896	82.70	4.239	10:27:20.567	
5 -	23.476	153.5	29.709	38.898	147.4	1:32.083	85.22	1.426	10:28:52.650	
6 -	23.233	154.9	29.811	40.211	147.4	1:33.255	84.15	2.598	10:30:25.905	
7 -	OUTLAP				146.8	12:55.094	10.12	11:24.437	10:43:20.999	
8 -	23.632	153.5	29.821	38.450	147.4	1:31.903	85.39	1.246	10:44:52.902	
9 -	23.181	154.6	29.406	38.581	147.4	1:31.168 (2)	86.08	0.511	10:46:24.070	
10 -	23.239	157.9	29.631	38.585	147.4	1:31.455 (3)	85.81	0.798	10:47:55.525	
11 -	23.251	157.9	30.269	39.346	147.1	1:32.866	84.50	2.209	10:49:28.391	
12 -	OUTLAP				147.4	3:02.512	43.00	1:31.855	10:52:30.903	
13 -	23.294	156.4	29.652	38.882	147.8	1:31.828	85.46	1.171	10:54:02.731	
14 -	23.202	158.2	29.411	38.044	146.5	1:30.657 (1)	86.56		10:55:33.388	
15 -	23.140	157.1	30.991	40.400	142.7	1:34.531	83.02	3.874	10:57:07.919	
16 -	23.873	147.4	31.339	42.634	126.1	1:37.846	80.20	7.189	10:58:45.765	

P17 24		Conor CUMMINS		Honda - Milenco by Padgetts Motorcycles						
IDEAL LAP TIME : 1:30.421		BEST LAP TIME : 1:31.007		DIFFERENCE : 0.586						
LAP	SECTOR 1		SECTOR 2		SECTOR 3		LAP TIME	MPH	DIFF	TIME OF DAY
1 -	25.983	131.5	33.344	41.481	143.0	1:40.808	77.85	9.801	10:22:34.515	
2 -	23.678	146.2	30.700	40.447	145.2	1:34.825	82.76	3.818	10:24:09.340	
3 -	24.727	139.2	31.458	40.718	146.5	1:36.903	80.98	5.896	10:25:46.243	
4 -	23.894	133.4	31.295	1:01.596	142.7	1:56.785	67.20	25.778	10:27:43.028	
5 -	23.127	155.7	29.450	38.672	143.3	1:31.249 (3)	86.00	0.242	10:29:14.277	
6 -	23.759	151.8	29.474	38.492	144.6	1:31.725	85.56	0.718	10:30:46.002	
7 -	OUTLAP				138.3	12:39.245	10.33	11:08.238	10:43:25.247	
8 -	24.625	144.6	31.767	39.524	144.0	1:35.916	81.82	4.909	10:45:01.163	
9 -	23.294	154.9	29.560	38.267	143.7	1:31.121 (2)	86.12	0.114	10:46:32.284	
10 -	22.929	158.6	29.225	40.234	143.3	1:32.388	84.94	1.381	10:48:04.672	
11 -	23.590	140.6	32.016	47.445	143.3	1:43.051	76.15	12.044	10:49:47.723	
12 -	23.001	158.2	29.428	48.083	143.7	1:40.512	78.08	9.505	10:51:28.235	
13 -	23.128	151.4	29.632	38.954	142.4	1:31.714	85.57	0.707	10:52:59.949	
14 -	23.072	155.3	29.355	38.580	143.7	1:31.007 (1)	86.23		10:54:30.956	
15 -	27.334	93.4	32.534	53.919	142.4	1:53.787	68.97	22.780	10:56:24.743	
16 -	23.151	156.7	30.192	39.400	142.1	1:32.743	84.62	1.736	10:57:57.486	

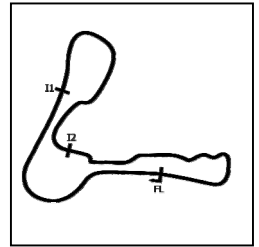
P18 57		Levi DAY		Suzuki - Powerslide Motorcycles Racing						
IDEAL LAP TIME : 1:31.211		BEST LAP TIME : 1:31.475		DIFFERENCE : 0.264						
LAP	SECTOR 1		SECTOR 2		SECTOR 3		LAP TIME	MPH	DIFF	TIME OF DAY
1 -	27.472	124.0	35.435	44.616	107.3	1:47.523	72.98	16.048	10:23:58.957	
2 -	26.317	119.8	33.045	41.055	140.3	1:40.417	78.15	8.942	10:25:39.374	
3 -	24.107	152.8	30.834	40.216	142.1	1:35.157	82.47	3.682	10:27:14.531	
4 -	23.743	156.4	30.259	39.685	144.9	1:33.687	83.76	2.212	10:28:48.218	
5 -	23.386	154.6	30.734	39.201	143.3	1:33.321	84.09	1.846	10:30:21.539	
6 -	23.546	154.9	29.914	39.087	143.0	1:32.547	84.80	1.072	10:31:54.086	
7 -	OUTLAP				142.4	10:48.807	12.09	9:17.332	10:42:42.893	
8 -	23.772	154.9	30.339	39.284	143.7	1:33.395	84.03	1.920	10:44:16.288	
9 -	23.521	156.4	29.345	38.751	143.0	1:31.617 (3)	85.66	0.142	10:45:47.905	
10 -	23.359	155.3	29.654	38.802	143.0	1:31.815	85.47	0.340	10:47:19.720	
11 -	25.112	150.1	29.835	39.281	143.0	1:34.228	83.28	2.753	10:48:53.948	
12 -	23.288	157.5	29.577	38.706	143.3	1:31.571 (2)	85.70	0.096	10:50:25.519	
13 -	23.391	157.1	29.544	38.721	142.1	1:31.656	85.62	0.181	10:51:57.175	
14 -	25.962	132.8	30.159	38.942	143.7	1:35.063	82.55	3.588	10:53:32.238	
15 -	23.390	156.4	31.734	40.460	143.7	1:35.584	82.10	4.109	10:55:07.822	
16 -	23.263	158.6	29.609	38.603	144.3	1:31.475 (1)	85.79		10:56:39.297	
17 -	23.390	156.4	29.607	39.346	141.2	1:32.343	84.98	0.868	10:58:11.640	

MCRCB BULLETIN TK016

2022 Bennetts British Superbike Championship - Round 7

2022 Pirelli National Superstock Championship with MotoNovo

FREE PRACTICE 1 - SECTOR ANALYSIS



SECTOR 1 = FL to I1, SECTOR 2 = I1 to I2, SECTOR 3 = I2 to FL, DIFF = Difference To Personal Best Lap, P = Crossed Finish Line in Pit Lane, D = Time Disallowed

P19 30		Rob McNEALY		BMW - McNealy Brown						
IDEAL LAP TIME : 1:31.630		BEST LAP TIME : 1:31.630		DIFFERENCE : 0.000						
LAP	SECTOR 1		SECTOR 2		SECTOR 3		LAP TIME	MPH	DIFF	TIME OF DAY
1 -	27.086	108.7	33.399	40.954	139.8	1:41.439	77.36	9.809	10:22:29.947	
2 -	24.547	136.3	31.646	41.911	137.5	1:38.104	79.99	6.474	10:24:08.051	
3 -	24.333	147.8	30.676	40.126	136.3	1:35.135	82.49	3.505	10:25:43.186	
4 -	24.143	146.2	30.076	39.430	141.5	1:33.649	83.80	2.019	10:27:16.835	
5 -	23.850	150.4	29.714	39.028	142.7	1:32.592 (3)	84.75	0.962	10:28:49.427	
6 -		148.1	30.431	39.343	141.2	15:02.844	8.69	13:31.214	10:43:52.271	
7 -	23.660	150.8	29.579	38.884	142.7	1:32.123 (2)	85.19	0.493	10:45:24.394	
8 -	23.488	150.8	29.476	38.666	142.7	1:31.630 (1)	85.64		10:46:56.024	
9 -	23.795	149.1	30.411	IN PIT		5:26.596 P	24.02	3:54.966	10:52:22.620	
10 -	OUTLAP	142.7	30.509	39.419	138.9	1:47.469	73.02	15.839	10:54:10.089	
11 -	23.852	149.7	30.230	38.853	140.3	1:32.935	84.44	1.305	10:55:43.024	
12 -	23.630	149.7	29.724	39.426	141.8	1:32.780	84.58	1.150	10:57:15.804	

P20 19		Joe TALBOT		Kawasaki - Cheshire Mouldings Kawasaki by JR Performance						
IDEAL LAP TIME : 1:31.291		BEST LAP TIME : 1:31.632		DIFFERENCE : 0.341						
LAP	SECTOR 1		SECTOR 2		SECTOR 3		LAP TIME	MPH	DIFF	TIME OF DAY
1 -	24.388	152.5	31.119	39.908	138.3	1:35.415	82.25	3.783	10:22:17.365	
2 -	23.971	152.1	30.342	38.732	142.4	1:33.045	84.34	1.413	10:23:50.410	
3 -	24.069	154.9	29.754	38.747	142.1	1:32.570	84.77	0.938	10:25:22.980	
4 -	OUTLAP				141.8	3:18.263	39.58	1:46.631	10:28:41.243	
5 -	23.787	155.7	29.665	38.363	143.0	1:31.815 (3)	85.47	0.183	10:30:13.058	
6 -	23.666	151.8	29.827	39.402	144.0	1:32.895	84.48	1.263	10:31:45.953	
7 -	OUTLAP				143.7	10:57.003	11.94	9:25.371	10:42:42.956	
8 -	23.961	154.6	30.166	39.398	143.3	1:33.525	83.91	1.893	10:44:16.481	
9 -	23.637	152.5	29.438	38.557	144.3	1:31.632 (1)	85.64		10:45:48.113	
10 -	23.490	152.8	29.510	38.961	143.3	1:31.961	85.34	0.329	10:47:20.074	
11 -	23.575	154.9	29.530	38.643	141.8	1:31.748 (2)	85.53	0.116	10:48:51.822	
12 -	23.655	154.6	29.782	38.640	141.8	1:32.077	85.23	0.445	10:50:23.899	
13 -	26.600	125.9	32.546	38.779	142.1	1:37.925	80.14	6.293	10:52:01.824	
14 -	23.688	153.5	29.825	38.603	143.0	1:32.116	85.19	0.484	10:53:33.940	
15 -	OUTLAP				141.8	2:37.459	49.84	1:05.827	10:56:11.399	
16 -	23.958	141.8	31.414	39.678	141.8	1:35.050	82.56	3.418	10:57:46.449	

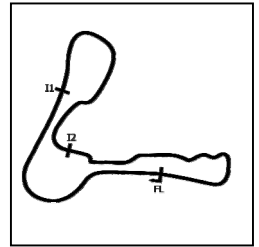
P21 94		Max STANTON		BMW - PHR Performance						
IDEAL LAP TIME : 1:31.400		BEST LAP TIME : 1:31.702		DIFFERENCE : 0.302						
LAP	SECTOR 1		SECTOR 2		SECTOR 3		LAP TIME	MPH	DIFF	TIME OF DAY
1 -	25.200	139.8	33.391	41.329	145.5	1:39.920	78.54	8.218	10:22:36.148	
2 -	24.098	151.4	30.927	39.399	146.2	1:34.424	83.11	2.722	10:24:10.572	
3 -	24.627	148.1	30.891	48.920	143.3	1:44.438	75.14	12.736	10:25:55.010	
4 -	24.066	153.5	30.114	39.056	144.6	1:33.236 (3)	84.17	1.534	10:27:28.246	
5 -	23.595	156.0	30.051	39.159	144.9	1:32.805 (2)	84.56	1.103	10:29:01.051	
6 -	OUTLAP				143.7	14:01.606	9.32	12:29.904	10:43:02.657	
7 -	25.108	151.8	31.406	40.595	144.3	1:37.109	80.81	5.407	10:44:39.766	
8 -	23.589	154.2	31.049	38.865	146.5	1:33.503	83.93	1.801	10:46:13.269	
9 -	23.411	156.4	29.995	38.296	144.0	1:31.702 (1)	85.58		10:47:44.971	
10 -	23.319	156.7	31.364	40.377	146.5	1:35.060	82.55	3.358	10:49:20.031	
11 -	25.101	139.8	31.182	39.230	144.9	1:35.513	82.16	3.811	10:50:55.544	
12 -	OUTLAP				145.2	2:28.328	52.91	56.626	10:53:23.872	
13 -	23.733	157.1	30.663	40.374	145.8	1:34.770	82.81	3.068	10:54:58.642	
14 -	23.321	155.7	29.822	42.984	144.9	1:36.127	81.64	4.425	10:56:34.769	

MCRCB BULLETIN TK016

2022 Bennetts British Superbike Championship - Round 7

2022 Pirelli National Superstock Championship with MotoNovo

FREE PRACTICE 1 - SECTOR ANALYSIS



SECTOR 1 = FL to I1, SECTOR 2 = I1 to I2, SECTOR 3 = I2 to FL, DIFF = Difference To Personal Best Lap, P = Crossed Finish Line in Pit Lane, D = Time Disallowed

P22 99		Ben LUXTON			BMW - Team XG Racing					
IDEAL LAP TIME : 1:31.744		BEST LAP TIME : 1:31.829			DIFFERENCE : 0.085					
LAP	SECTOR 1		SECTOR 2		SECTOR 3		LAP TIME	MPH	DIFF	TIME OF DAY
1 -	25.126	149.7	31.612	41.708	143.7	1:38.446	79.71	6.617	10:22:32.745	
2 -	24.036	151.4	30.656	41.468	144.6	1:36.160	81.61	4.331	10:24:08.905	
3 -	24.297	147.1	33.266	47.746	143.7	1:45.309	74.52	13.480	10:25:54.214	
4 -	23.849	153.2	30.246	39.040	143.0	1:33.135	84.26	1.306	10:27:27.349	
5 -	25.601	128.8	32.964	39.401	143.0	1:37.966	80.11	6.137	10:29:05.315	
6 -	23.771	151.1	30.328	39.809	144.6	1:33.908	83.57	2.079	10:30:39.223	
7 -	OUTLAP				143.7	12:05.212	10.82	10:33.383	10:42:44.435	
8 -	24.303	151.1	30.521	39.090	145.2	1:33.914	83.56	2.085	10:44:18.349	
9 -	23.712	154.6	30.020	38.748	145.2	1:32.480 (3)	84.86	0.651	10:45:50.829	
10 -	26.845	125.2	35.435	40.861	144.3	1:43.141	76.09	11.312	10:47:33.970	
11 -	23.534	153.9	32.729	39.401	144.0	1:35.664	82.03	3.835	10:49:09.634	
12 -	23.494	155.7	30.187	38.564	144.0	1:32.245 (2)	85.07	0.416	10:50:41.879	
13 -	26.885	110.9	34.518	39.642	143.0	1:41.045	77.66	9.216	10:52:22.924	
14 -	23.801	147.4	31.898	44.723	146.5	1:40.422	78.15	8.593	10:54:03.346	
15 -	23.579	154.9	29.939	38.311	144.6	1:31.829 (1)	85.46		10:55:35.175	
16 -	24.500	143.0	31.388	40.413	143.0	1:36.301	81.49	4.472	10:57:11.476	

P23 17		Matty WHELAN			Suzuki - ATS Racing					
IDEAL LAP TIME : 1:31.445		BEST LAP TIME : 1:31.841			DIFFERENCE : 0.396					
LAP	SECTOR 1		SECTOR 2		SECTOR 3		LAP TIME	MPH	DIFF	TIME OF DAY
1 -	24.895	149.7	31.354	40.627	140.1	1:36.876	81.01	5.035	10:23:09.818	
2 -	23.539	152.1	30.077	39.419	139.2	1:33.035	84.35	1.194	10:24:42.853	
3 -	24.241	144.9	30.814	38.752	141.2	1:33.807	83.66	1.966	10:26:16.660	
4 -	23.431	153.2	29.364	39.506	140.1	1:32.301	85.02	0.460	10:27:48.961	
5 -	23.329	154.9	29.495	39.114	138.3	1:31.938 (2)	85.36	0.097	10:29:20.899	
6 -	23.563	153.5	29.621	39.801	139.5	1:32.985	84.40	1.144	10:30:53.884	
7 -	OUTLAP				136.9	12:17.556	10.64	10:45.715	10:43:11.440	
8 -	24.143	151.1	30.176	40.171	139.2	1:34.490	83.05	2.649	10:44:45.930	
9 -	23.668	153.2	29.704	39.061	138.9	1:32.433	84.90	0.592	10:46:18.363	
10 -	OUTLAP				138.3	4:41.509	27.87	3:09.668	10:50:59.872	
11 -	23.989	128.3	29.936	39.032	139.2	1:32.957	84.42	1.116	10:52:32.829	
12 -	23.483	154.2	29.599	38.759	141.2	1:31.841 (1)	85.45		10:54:04.670	
13 -	23.467	155.7	29.532	39.237	139.2	1:32.236 (3)	85.08	0.395	10:55:36.906	
14 -	23.614	151.4	30.147	38.942	139.8	1:32.703	84.65	0.862	10:57:09.609	
15 -	23.545	154.2	30.012	39.482	137.7	1:33.039	84.35	1.198	10:58:42.648	

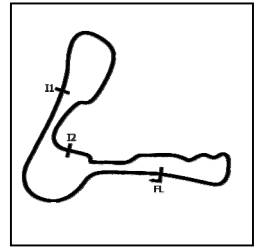
P24 25		Jorel BOERBOOM			Kawasaki - G&S Bict Groep Racing					
IDEAL LAP TIME : 1:32.253		BEST LAP TIME : 1:32.403			DIFFERENCE : 0.150					
LAP	SECTOR 1		SECTOR 2		SECTOR 3		LAP TIME	MPH	DIFF	TIME OF DAY
1 -	25.025	150.8	31.145	39.959	142.4	1:36.129	81.64	3.726	10:22:18.787	
2 -	23.966	153.5	30.533	39.204	142.7	1:33.703	83.75	1.300	10:23:52.490	
3 -	23.942	153.9	30.218	39.823	143.3	1:33.983	83.50	1.580	10:25:26.473	
4 -	25.548	148.4	30.746	39.526	141.8	1:35.820	81.90	3.417	10:27:02.293	
5 -	OUTLAP				141.5	15:42.786	8.32	14:10.383	10:42:45.079	
6 -	24.368	153.5	30.649	39.197	143.0	1:34.214	83.30	1.811	10:44:19.293	
7 -	23.712	152.8	29.909	38.782	143.7	1:32.403 (1)	84.93		10:45:51.696	
8 -	23.861	151.8	29.839	39.024	142.7	1:32.724 (2)	84.63	0.321	10:47:24.420	
9 -	24.052	154.6	31.480	40.413	142.4	1:35.945	81.79	3.542	10:49:00.365	
10 -	23.987	152.8	30.618	39.210	144.0	1:33.815	83.65	1.412	10:50:34.180	
11 -	23.632	156.0	29.985	39.153	143.3	1:32.770 (3)	84.59	0.367	10:52:06.950	
12 -	23.966	155.7	30.102	53.204	142.4	1:47.272	73.16	14.869	10:53:54.222	
13 -	24.015	151.8	30.338	40.563	143.3	1:34.916	82.68	2.513	10:55:29.138	
14 -	23.924	154.9	30.359	54.350	134.4	1:48.633	72.24	16.230	10:57:17.771	

MCRCB BULLETIN TK016

2022 Bennetts British Superbike Championship - Round 7

2022 Pirelli National Superstock Championship with MotoNovo

FREE PRACTICE 1 - SECTOR ANALYSIS



SECTOR 1 = FL to I1, SECTOR 2 = I1 to I2, SECTOR 3 = I2 to FL, DIFF = Difference To Personal Best Lap, P = Crossed Finish Line in Pit Lane, D = Time Disallowed

P25 23		Max SYMONDS			BMW - Max Symonds Racing					
IDEAL LAP TIME : 1:32.401		BEST LAP TIME : 1:32.485			DIFFERENCE : 0.084					
LAP	SECTOR 1		SECTOR 2		SECTOR 3		LAP TIME	MPH	DIFF	TIME OF DAY
1 -	24.630	148.7	31.199	40.096	137.7	1:35.925	81.81	3.440	10:22:20.150	
2 -	23.897	152.8	30.542	42.238	141.2	1:36.677	81.17	4.192	10:23:56.827	
3 -	23.581	153.2	30.158	39.689	142.7	1:33.428	84.00	0.943	10:25:30.255	
4 -	24.152	150.8	30.487	40.139	139.5	1:34.778	82.80	2.293	10:27:05.033	
5 -	23.634	152.8	30.114	39.510	138.9	1:33.258	84.15	0.773	10:28:38.291	
6 -	23.690	153.2	30.249	39.653	139.5	1:33.592	83.85	1.107	10:30:11.883	
7 -	OUTLAP				140.1	12:32.870	10.42	11:00.385	10:42:44.753	
8 -	24.234	149.4	30.484	39.222	142.7	1:33.940	83.54	1.455	10:44:18.693	
9 -	23.666	153.2	30.013	38.958	142.4	1:32.637 (2)	84.71	0.152	10:45:51.330	
10 -	23.664	153.5	29.982	39.302	141.2	1:32.948	84.43	0.463	10:47:24.278	
11 -	24.448	149.1	30.851	41.234	141.8	1:36.533	81.29	4.048	10:49:00.811	
12 -	23.610	153.5	30.211	39.306	142.1	1:33.127	84.27	0.642	10:50:33.938	
13 -	23.530	153.5	30.072	39.268	141.2	1:32.870 (3)	84.50	0.385	10:52:06.808	
14 -	24.518	141.8	31.060	40.029	140.1	1:35.607	82.08	3.122	10:53:42.415	
15 -	23.593	155.3	29.913	38.979	140.9	1:32.485 (1)	84.85		10:55:14.900	
16 -	23.842	153.2	30.008	39.504	140.3	1:33.354	84.06	0.869	10:56:48.254	
17 -	23.816	152.1	30.381	39.680	139.2	1:33.877	83.59	1.392	10:58:22.131	

P26 7		Kade VERWEY			BMW - Team XG Racing					
IDEAL LAP TIME : 1:32.204		BEST LAP TIME : 1:32.612			DIFFERENCE : 0.408					
LAP	SECTOR 1		SECTOR 2		SECTOR 3		LAP TIME	MPH	DIFF	TIME OF DAY
1 -	25.283	133.1	32.594	41.591	145.2	1:39.468	78.90	6.856	10:22:37.832	
2 -	24.040	146.2	31.753	40.078	147.1	1:35.871	81.86	3.259	10:24:13.703	
3 -	23.729	145.2	30.819	39.639	147.8	1:34.187 (3)	83.32	1.575	10:25:47.890	
4 -	23.491	146.2	30.683	39.583	148.1	1:33.757 (2)	83.70	1.145	10:27:21.647	
5 -	23.991	147.8	30.714	39.869	144.9	1:34.574	82.98	1.962	10:28:56.221	
6 -	23.591	151.8	30.037	38.984	144.3	1:32.612 (1)	84.74		10:30:28.833	

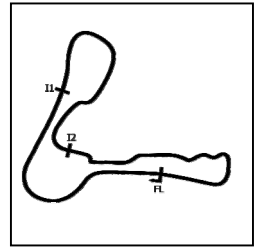
P27 31		Sam COX			BMW - Sam Cox Racing					
IDEAL LAP TIME : 1:32.745		BEST LAP TIME : 1:32.994			DIFFERENCE : 0.249					
LAP	SECTOR 1		SECTOR 2		SECTOR 3		LAP TIME	MPH	DIFF	TIME OF DAY
1 -	25.177	134.4	31.690	41.548	144.0	1:38.415	79.74	5.421	10:22:33.076	
2 -	24.133	143.3	31.396	40.469	145.8	1:35.998	81.75	3.004	10:24:09.074	
3 -	24.410	138.3	31.352	41.122	145.2	1:36.884	81.00	3.890	10:25:45.958	
4 -	23.869	137.2	30.968	40.440	145.2	1:35.277	82.37	2.283	10:27:21.235	
5 -	24.385	138.6	31.290	41.856	143.7	1:37.531	80.46	4.537	10:28:58.766	
6 -	23.573	149.4	30.428	39.792	143.7	1:33.793	83.67	0.799	10:30:32.559	
7 -	OUTLAP				138.0	12:57.564	10.09	11:24.570	10:43:30.123	
8 -	24.127	147.1	30.959	39.960	142.1	1:35.046	82.57	2.052	10:45:05.169	
9 -	23.518	149.4	30.373	39.631	142.4	1:33.522	83.91	0.528	10:46:38.691	
10 -	23.351	154.6	30.271	40.003	136.6	1:33.625	83.82	0.631	10:48:12.316	
11 -	23.828	151.8	30.276	40.080	143.0	1:34.184	83.32	1.190	10:49:46.500	
12 -	23.324	151.8	30.168	39.502	143.3	1:32.994 (1)	84.39		10:51:19.494	
13 -	23.543	154.2	30.126	39.682	144.6	1:33.351 (3)	84.07	0.357	10:52:52.845	
14 -	23.314	146.8	31.735	39.857	143.7	1:34.906	82.69	1.912	10:54:27.751	
15 -	23.250	151.4	29.993	39.771	143.7	1:33.014 (2)	84.37	0.020	10:56:00.765	
16 -	23.486	151.1	30.413	40.058	141.2	1:33.957	83.52	0.963	10:57:34.722	

MCRCB BULLETIN TK016

2022 Bennetts British Superbike Championship - Round 7

2022 Pirelli National Superstock Championship with MotoNovo

FREE PRACTICE 1 - SECTOR ANALYSIS



SECTOR 1 = FL to I1, SECTOR 2 = I1 to I2, SECTOR 3 = I2 to FL, DIFF = Difference To Personal Best Lap, P = Crossed Finish Line in Pit Lane, D = Time Disallowed

P28 61		David SELLERS		Suzuki - True Heroes Racing					
IDEAL LAP TIME : 1:32.952		BEST LAP TIME : 1:33.064		DIFFERENCE : 0.112					
LAP	SECTOR 1	SECTOR 2	SECTOR 3	LAP TIME	MPH	DIFF	TIME OF DAY		
1 -	24.849	145.5	32.626	41.193	137.2	1:38.668	79.54	5.604	10:23:33.761
2 -	24.042	145.5	30.666	39.864	136.3	1:34.572	82.98	1.508	10:25:08.333
3 -	24.172	148.1	30.146	44.995	136.9	1:39.313	79.02	6.249	10:26:47.646
4 -	23.943	141.8	30.652	40.823	136.6	1:35.418	82.24	2.354	10:28:23.064
5 -	OUTLAP				137.2	14:22.858	9.09	12:49.794	10:42:45.922
6 -	23.935	146.5	31.038	40.176	138.3	1:35.149	82.48	2.085	10:44:21.071
7 -	24.130	146.5	30.194	39.421	138.3	1:33.745	83.71	0.681	10:45:54.816
8 -	23.748	142.7	30.062	39.628	137.5	1:33.438 (2)	83.99	0.374	10:47:28.254
9 -	23.719	148.1	29.901	39.444	139.8	1:33.064 (1)	84.32		10:49:01.318
10 -	23.790	144.6	30.363	52.690	136.1	1:46.843	73.45	13.779	10:50:48.161
11 -	24.029	144.6	30.786	39.381	138.6	1:34.196	83.31	1.132	10:52:22.357
12 -	23.795	145.8	30.001	39.642	138.3	1:33.438 (2)	83.99	0.374	10:53:55.795
13 -	23.856	147.8	29.897	40.207	138.9	1:33.960	83.52	0.896	10:55:29.755
14 -	24.290	140.9	30.403	39.641	138.0	1:34.334	83.19	1.270	10:57:04.089
15 -	23.674	148.4	30.229	42.780	94.9	1:36.683	81.17	3.619	10:58:40.772

P29 83		Liam MARCHANT		Kawasaki - Delkevick UK					
IDEAL LAP TIME : 1:33.364		BEST LAP TIME : 1:33.598		DIFFERENCE : 0.234					
LAP	SECTOR 1	SECTOR 2	SECTOR 3	LAP TIME	MPH	DIFF	TIME OF DAY		
1 -	26.606	125.9	34.489	40.866	134.2	1:41.961	76.97	8.363	10:23:55.063
2 -	24.553	139.5	30.671	39.502	136.1	1:34.726 (3)	82.85	1.128	10:25:29.789
3 -	OUTLAP				132.1	4:17.375	30.49	2:43.777	10:29:47.164
4 -	24.549	141.8	31.503	41.308	133.6	1:37.360	80.60	3.762	10:31:24.524
5 -	OUTLAP				129.3	12:00.973	10.88	10:27.375	10:43:25.497
6 -	25.628	135.0	32.045	41.230	134.2	1:38.903	79.35	5.305	10:45:04.400
7 -	24.590	139.5	31.306	39.925	135.2	1:35.821	81.90	2.223	10:46:40.221
8 -	24.667	143.0	30.674	39.942	133.6	1:35.283	82.36	1.685	10:48:15.504
9 -	24.002	143.0	30.069	39.527	135.2	1:33.598 (1)	83.84		10:49:49.102
10 -	24.249	144.6	30.357	39.293	135.2	1:33.899 (2)	83.57	0.301	10:51:23.001

P30 22		Dave MACKAY		Suzuki - True Heroes Racing					
IDEAL LAP TIME : 1:33.510		BEST LAP TIME : 1:33.936		DIFFERENCE : 0.426					
LAP	SECTOR 1	SECTOR 2	SECTOR 3	LAP TIME	MPH	DIFF	TIME OF DAY		
1 -	25.539	143.0	32.203	40.936	141.5	1:38.678	79.53	4.742	10:23:07.036
2 -	24.442	142.7	30.858	39.804	141.5	1:35.104	82.52	1.168	10:24:42.140
3 -	24.670	144.3	31.385	40.240	141.2	1:36.295	81.50	2.359	10:26:18.435
4 -	24.258	142.1	30.699	39.922	140.3	1:34.879	82.71	0.943	10:27:53.314
5 -	23.932	147.8	30.372	39.871	140.9	1:34.175	83.33	0.239	10:29:27.489
6 -	24.684	145.5	31.082	40.230	140.1	1:35.996	81.75	2.060	10:31:03.485
7 -		126.8	32.730	41.524	141.5	12:58.285	10.08	11:24.349	10:44:01.770
8 -	OUTLAP				140.3	5:58.711	21.87	4:24.775	10:50:00.481
9 -	24.084	144.3	31.280	40.445	141.2	1:35.809	81.91	1.873	10:51:36.290
10 -	23.961	145.8	30.573	39.611	141.2	1:34.145	83.36	0.209	10:53:10.435
11 -	23.841	147.8	30.591	39.504	140.3	1:33.936 (1)	83.54		10:54:44.371
12 -	23.986	147.8	30.379	39.774	141.8	1:34.139 (3)	83.36	0.203	10:56:18.510
13 -	23.634	146.8	30.643	39.796	141.8	1:34.073 (2)	83.42	0.137	10:57:52.583

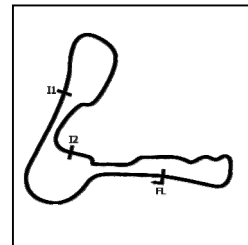
P31 76		Luke VERWEY		BMW - WSE Racing					
IDEAL LAP TIME : 1:34.722		BEST LAP TIME : 1:35.006		DIFFERENCE : 0.284					
LAP	SECTOR 1	SECTOR 2	SECTOR 3	LAP TIME	MPH	DIFF	TIME OF DAY		
1 -	25.939	139.2	32.529	42.024	143.0	1:40.492	78.09	5.486	10:22:29.787
2 -	24.491	142.7	32.921	41.251	144.6	1:38.663	79.54	3.657	10:24:08.450
3 -	24.520	154.6	31.783	40.823	145.2	1:37.126	80.80	2.120	10:25:45.576
4 -	23.978	151.8	31.015	40.523	141.8	1:35.516 (2)	82.16	0.510	10:27:21.092
5 -	23.941	153.2	30.853	40.212	144.0	1:35.006 (1)	82.60		10:28:56.098
6 -	23.657	153.5	31.745	40.212	145.2	1:35.614 (3)	82.08	0.608	10:30:31.712

MCRCB BULLETIN TK016

2022 Bennetts British Superbike Championship - Round 7

2022 Pirelli National Superstock Championship with MotoNovo

FREE PRACTICE 1 - SECTOR ANALYSIS



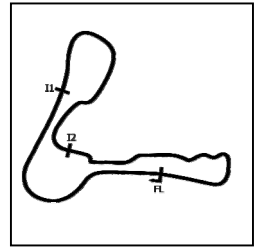
SECTOR 1 = FL to I1, SECTOR 2 = I1 to I2, SECTOR 3 = I2 to FL, DIFF = Difference To Personal Best Lap, P = Crossed Finish Line in Pit Lane, D = Time Disallowed

P32 27		Bjorn ESTMENT			Suzuki - Specsavers Suzuki by Hawk Racing					
IDEAL LAP TIME : 1:33.486		BEST LAP TIME : 1:35.639			DIFFERENCE : 2.153					
LAP	SECTOR 1		SECTOR 2		SECTOR 3		LAP TIME	MPH	DIFF	TIME OF DAY
1 -	24.742	146.2	31.505		40.034	143.7	1:36.281 (3)	81.51	0.642	10:22:49.556
2 -	23.675	149.4	30.217		42.222	142.4	1:36.114 (2)	81.65	0.475	10:24:25.670
3 -	OUTLAP						4:53.669	26.72	3:18.030	10:29:19.339
4 -	24.062	152.8	30.341		41.236	143.0	1:35.639 (1)	82.05		10:30:54.978

P33 39		Max MORGAN			Kawasaki - MSS Performance					
IDEAL LAP TIME : 1:35.642		BEST LAP TIME : 1:35.865			DIFFERENCE : 0.223					
LAP	SECTOR 1		SECTOR 2		SECTOR 3		LAP TIME	MPH	DIFF	TIME OF DAY
1 -	25.450	144.9	33.278		42.090	139.2	1:40.818	77.84	4.953	10:22:29.412
2 -	24.658	144.0	31.953		41.286	139.5	1:37.897	80.16	2.032	10:24:07.309
3 -	24.595	146.8	31.362		41.380	140.3	1:37.337	80.62	1.472	10:25:44.646
4 -	24.178	147.1	30.866		40.827	139.5	1:35.871 (2)	81.86	0.006	10:27:20.517
5 -	24.433	150.8	31.886		1:05.848	137.7	2:02.167	64.24	26.302	10:29:22.684
6 -	24.276	148.4	30.820		40.972	138.6	1:36.068 (3)	81.69	0.203	10:30:58.752
7 -	OUTLAP						15:46.232	8.29	14:10.367	10:46:44.984
8 -	24.455	143.7	31.098		41.329	136.9	1:36.882	81.00	1.017	10:48:21.866
9 -	24.321	149.7	30.648		40.896	140.3	1:35.865 (1)	81.86		10:49:57.731
10 -	OUTLAP						2:17.485	57.08	41.620	10:52:15.216
11 -	24.455	145.8	31.334		41.751	138.9	1:37.540	80.45	1.675	10:53:52.756
12 -	24.320	150.4	31.135		40.874	137.7	1:36.329	81.47	0.464	10:55:29.085

P34 69		Nadieh SCHOOTS			Kawasaki - Rebel Racing					
IDEAL LAP TIME : 1:37.661		BEST LAP TIME : 1:37.986			DIFFERENCE : 0.325					
LAP	SECTOR 1		SECTOR 2		SECTOR 3		LAP TIME	MPH	DIFF	TIME OF DAY
1 -	27.682	126.1	35.527		44.466	138.9	1:47.675	72.88	9.689	10:23:45.996
2 -	25.150	133.4	32.982		42.258	138.0	1:40.390	78.17	2.404	10:25:26.386
3 -	25.548	137.5	32.793		42.126	140.6	1:40.467	78.11	2.481	10:27:06.853
4 -	24.852	142.4	32.349		41.998	141.2	1:39.199	79.11	1.213	10:28:46.052
5 -	24.850	138.9	32.632		41.455	140.6	1:38.937	79.32	0.951	10:30:24.989
6 -	24.522	140.6	32.235		42.512	140.6	1:39.269	79.05	1.283	10:32:04.258
7 -	OUTLAP						10:53.911	12.00	9:15.925	10:42:58.169
8 -	25.391	134.2	32.376		42.010	137.7	1:39.777	78.65	1.791	10:44:37.946
9 -	24.668	144.0	32.171		41.510	139.2	1:38.349 (3)	79.79	0.363	10:46:16.295
10 -	24.778	143.0	31.772		41.436	139.2	1:37.986 (1)	80.09		10:47:54.281
11 -	24.749	141.5	31.703		41.571	138.3	1:38.023 (2)	80.06	0.037	10:49:32.304
12 -	24.776	141.8	32.063		42.143	139.2	1:38.982	79.28	0.996	10:51:11.286
13 -	25.070	140.9	32.320		41.889	138.0	1:39.279	79.05	1.293	10:52:50.565
14 -	25.024	139.2	32.689		41.991	138.0	1:39.704	78.71	1.718	10:54:30.269
15 -	24.913	140.1	32.216		42.300	136.9	1:39.429	78.93	1.443	10:56:09.698
16 -	25.059	134.4	32.875		42.511	135.5	1:40.445	78.13	2.459	10:57:50.143

P35 32		Matt VENN			Kawasaki - Unique Motorsport					
IDEAL LAP TIME : 1:38.062		BEST LAP TIME : 1:38.455			DIFFERENCE : 0.393					
LAP	SECTOR 1		SECTOR 2		SECTOR 3		LAP TIME	MPH	DIFF	TIME OF DAY
1 -	27.607	117.7	34.433		44.254	134.2	1:46.294	73.83	7.839	10:25:01.575
2 -	26.770	129.3	33.574		43.087	136.1	1:43.431	75.87	4.976	10:26:45.006
3 -	25.797	138.9	32.852		42.787	136.1	1:41.436	77.36	2.981	10:28:26.442
4 -	25.054	138.0	32.316		42.436	136.3	1:39.806 (3)	78.63	1.351	10:30:06.248
5 -	25.217	138.3	32.505		42.466	138.3	1:40.188	78.33	1.733	10:31:46.436
6 -	OUTLAP						11:18.244	11.57	9:39.789	10:43:04.680
7 -	26.287	134.2	32.591		42.266	137.2	1:41.144	77.59	2.689	10:44:45.824
8 -	24.804	143.7	31.665		41.986	138.3	1:38.455 (1)	79.71		10:46:24.279
9 -	24.805	139.8	32.219		41.593	135.8	1:38.617 (2)	79.58	0.162	10:48:02.896

MCRCB BULLETIN TK016**2022 Bennetts British Superbike Championship - Round 7****2022 Pirelli National Superstock Championship with MotoNovo****FREE PRACTICE 1 - SECTOR ANALYSIS**

SECTOR 1 = FL to I1, SECTOR 2 = I1 to I2, SECTOR 3 = I2 to FL, DIFF = Difference To Personal Best Lap, P = Crossed Finish Line in Pit Lane, D = Time Disallowed

P36 16		James BUCHANAN		Honda - Blue Motion Racing						
IDEAL LAP TIME : 1:38.732		BEST LAP TIME : 1:38.732		DIFFERENCE : 0.000						
LAP	SECTOR 1		SECTOR 2		SECTOR 3		LAP TIME	MPH	DIFF	TIME OF DAY
1 -	25.636	144.3	33.444	42.221	133.9	1:41.301 (2)	77.47	2.569	10:22:29.236	
2 -	24.729	145.2	31.802	42.201	135.5	1:38.732 (1)	79.48		10:24:07.968	

P37 2		TJ TOMS		Kawasaki - Platform Hire Racing						
IDEAL LAP TIME : 1:36.237		BEST LAP TIME : 1:39.793		DIFFERENCE : 3.556						
LAP	SECTOR 1		SECTOR 2		SECTOR 3		LAP TIME	MPH	DIFF	TIME OF DAY
1 -	25.842	147.1	32.527	41.424	143.0	1:39.793 (1)	78.64			10:23:15.831
2 -	OUTLAP				142.4	4:19.640	30.22	2:39.847	10:27:35.471	
3 -	OUTLAP				142.4	3:16.543	39.93	1:36.750	10:30:52.014	
4 -	OUTLAP				140.1	12:52.167	10.16	11:12.374	10:43:44.181	

MCRCB BULLETIN TK017

2022 Bennetts British Superbike Championship - Round 7

2022 Pirelli National Superstock Championship with MotoNovo

FREE PRACTICE 1 - BEST SECTORS

SECTOR 1			SECTOR 2			SECTOR 3			IDEAL / BEST COMPARISON						
POS	NO	NAME	TIME	NO	NAME	TIME	NO	NAME	TIME	POS	NO	NAME	IDEAL	BEST	DIFF
													PERFECT LAP	1:28.255	
1	74	TODD	22.638	3	McCONNELL	28.518	86	NESBITT	37.099	1	86	NESBITT	1:28.356	1:28.648	0.292
2	21	WARD	22.646	86	NESBITT	28.550	3	McCONNELL	37.212	2	3	McCONNELL	1:28.442	1:28.665	0.223
3	8	ROLLO	22.677	74	TODD	28.685	10	SHELDON-SHAW	37.482	3	74	TODD	1:28.808	1:29.135	0.327
4	14	NEAVE	22.698	40	FRANCIS	28.748	74	TODD	37.485	4	21	WARD	1:29.118	1:29.383	0.265
5	86	NESBITT	22.707	5	KERR	28.767	21	WARD	37.628	5	5	KERR	1:29.208	1:29.616	0.408
6	3	McCONNELL	22.712	21	WARD	28.844	40	FRANCIS	37.659	6	8	ROLLO	1:29.248	1:29.306	0.058
7	5	KERR	22.745	8	ROLLO	28.872	5	KERR	37.696	7	10	SHELDON-SHAW	1:29.403	1:29.466	0.063
8	18	WINFIELD	22.780	10	SHELDON-SHAW	28.944	8	ROLLO	37.699	8	40	FRANCIS	1:29.490	1:29.866	0.376
9	55	BEECH	22.795	14	NEAVE	28.970	51	ELLIOTT	37.881	9	14	NEAVE	1:29.595	1:29.753	0.158
10	75	OLSEN	22.805	75	OLSEN	29.038	14	NEAVE	37.927	10	51	ELLIOTT	1:29.791	1:29.791	0.000
11	59	TRUELOVE	22.825	51	ELLIOTT	29.060	77	HARRAN	38.041	11	75	OLSEN	1:29.932	1:29.972	0.040
12	51	ELLIOTT	22.850	18	WINFIELD	29.068	44	NIXON	38.044	12	18	WINFIELD	1:30.034	1:30.129	0.095
13	24	CUMMINS	22.929	59	TRUELOVE	29.070	75	OLSEN	38.089	13	59	TRUELOVE	1:30.117	1:30.172	0.055
14	77	HARRAN	22.970	24	CUMMINS	29.225	18	WINFIELD	38.186	14	77	HARRAN	1:30.271	1:30.325	0.054
15	10	SHELDON-SHAW	22.977	77	HARRAN	29.260	59	TRUELOVE	38.222	15	24	CUMMINS	1:30.421	1:31.007	0.586
16	40	FRANCIS	23.083	57	DAY	29.345	24	CUMMINS	38.267	16	55	BEECH	1:30.577	1:30.577	0.000
17	44	NIXON	23.140	17	WHELAN	29.364	94	STANTON	38.296	17	44	NIXON	1:30.590	1:30.657	0.067
18	7	VERWEY	23.183	44	NIXON	29.406	99	LUXTON	38.311	18	57	DAY	1:31.211	1:31.475	0.264
19	31	COX	23.250	55	BEECH	29.421	55	BEECH	38.361	19	19	TALBOT	1:31.291	1:31.632	0.341
20	57	DAY	23.263	19	TALBOT	29.438	19	TALBOT	38.363	20	94	STANTON	1:31.400	1:31.702	0.302
21	94	STANTON	23.282	30	McNEALY	29.476	57	DAY	38.603	21	17	WHELAN	1:31.445	1:31.841	0.396
22	17	WHELAN	23.329	94	STANTON	29.822	30	McNEALY	38.666	22	30	McNEALY	1:31.630	1:31.630	0.000
23	30	McNEALY	23.488	25	BOERBOOM	29.839	17	WHELAN	38.752	23	99	LUXTON	1:31.744	1:31.829	0.085
24	19	TALBOT	23.490	27	ESTMENT	29.875	25	BOERBOOM	38.782	24	7	VERWEY	1:32.204	1:32.612	0.408
25	99	LUXTON	23.494	61	SELLERS	29.897	23	SYMONDS	38.958	25	25	BOERBOOM	1:32.253	1:32.403	0.150
26	23	SYMONDS	23.530	23	SYMONDS	29.913	7	VERWEY	38.984	26	23	SYMONDS	1:32.401	1:32.485	0.084
27	27	ESTMENT	23.577	99	LUXTON	29.939	83	MARCHANT	39.293	27	31	COX	1:32.745	1:32.994	0.249
28	25	BOERBOOM	23.632	31	COX	29.993	61	SELLERS	39.381	28	61	SELLERS	1:32.952	1:33.064	0.112
29	22	MACKAY	23.634	7	VERWEY	30.037	31	COX	39.502	29	83	MARCHANT	1:33.364	1:33.598	0.234
30	76	VERWEY	23.657	83	MARCHANT	30.069	22	MACKAY	39.504	30	27	ESTMENT	1:33.486	1:35.639	2.153
31	61	SELLERS	23.674	22	MACKAY	30.372	27	ESTMENT	40.034	31	22	MACKAY	1:33.510	1:33.936	0.426
32	83	MARCHANT	24.002	2	TOMS	30.616	76	VERWEY	40.212	32	76	VERWEY	1:34.722	1:35.006	0.284
33	39	MORGAN	24.167	39	MORGAN	30.648	39	MORGAN	40.827	33	39	MORGAN	1:35.642	1:35.865	0.223
34	2	TOMS	24.197	76	VERWEY	30.853	2	TOMS	41.424	34	2	TOMS	1:36.237	1:39.793	3.556
35	69	SCHOOTS	24.522	32	VENN	31.665	69	SCHOOTS	41.436	35	69	SCHOOTS	1:37.661	1:37.986	0.325
36	16	BUCHANAN	24.729	69	SCHOOTS	31.703	32	VENN	41.593	36	32	VENN	1:38.062	1:38.455	0.393
37	32	VENN	24.804	16	BUCHANAN	31.802	16	BUCHANAN	42.201	37	16	BUCHANAN	1:38.732	1:38.732	0.000

MCRCB BULLETIN TK018**2022 Bennetts British Superbike Championship - Round 7****2022 Pirelli National Superstock Championship with MotoNovo****FREE PRACTICE 1 - BEST SPEEDS**

POS	INTERMEDIATE 1			INTERMEDIATE 2			FINISH LINE		
	NO	NAME	MPH	NO	NAME	MPH	NO	NAME	MPH
1	74	TODD	163.2				21	WARD	150.4
2	59	TRUELOVE	161.3				75	OLSEN	149.1
3	8	ROLLO	160.9				74	TODD	148.1
4	75	OLSEN	160.5				7	VERWEY	148.1
5	86	NESBITT	160.1				8	ROLLO	147.8
6	14	NEAVE	160.1				44	NIXON	147.8
7	3	McCONNELL	159.7				51	ELLIOTT	147.1
8	5	KERR	159.7				77	HARRAN	147.1
9	21	WARD	159.4				5	KERR	146.5
10	77	HARRAN	159.4				18	WINFIELD	146.5
11	18	WINFIELD	159.0				24	CUMMINS	146.5
12	24	CUMMINS	158.6				94	STANTON	146.5
13	57	DAY	158.6				99	LUXTON	146.5
14	51	ELLIOTT	158.2				10	SHELDON-SHAW	145.8
15	40	FRANCIS	158.2				14	NEAVE	145.8
16	55	BEECH	158.2				59	TRUELOVE	145.8
17	44	NIXON	158.2				31	COX	145.8
18	94	STANTON	158.2				3	McCONNELL	145.5
19	10	SHELDON-SHAW	156.7				55	BEECH	145.5
20	19	TALBOT	156.4				76	VERWEY	145.2
21	25	BOERBOOM	156.0				86	NESBITT	144.9
22	99	LUXTON	155.7				40	FRANCIS	144.9
23	17	WHELAN	155.7				57	DAY	144.9
24	23	SYMONDS	155.3				19	TALBOT	144.3
25	31	COX	154.6				25	BOERBOOM	144.0
26	76	VERWEY	154.6				27	ESTMENT	143.7
27	7	VERWEY	154.2				2	TOMS	143.0
28	27	ESTMENT	152.8				30	McNEALY	142.7
29	2	TOMS	151.8				23	SYMONDS	142.7
30	30	McNEALY	150.8				22	MACKAY	141.8
31	39	MORGAN	150.8				17	WHELAN	141.2
32	61	SELLERS	148.4				69	SCHOOTS	141.2
33	22	MACKAY	147.8				39	MORGAN	140.3
34	16	BUCHANAN	145.2				61	SELLERS	139.8
35	83	MARCHANT	144.6				32	VENN	138.3
36	69	SCHOOTS	144.0				83	MARCHANT	136.1
37	32	VENN	143.7				16	BUCHANAN	135.5

MCRCB BULLETIN TK019

2022 Bennetts British Superbike Championship - Round 7

2022 Pirelli National Superstock Championship with MotoNovo

FREE PRACTICE 1 - STATISTICS

Competitors Started 37
Planned Start 2022-08-27 @ 10:20:00.000
Actual Start 2022-08-27 @ 10:20:08.935
Finish Time 2022-08-27 @ 10:57:11.137
Track Length 2.1800mi.
Total Laps 485
Total Distance Covered 1057.3090mi.

Session Fastest Lap History

NO	NAME	LAP TIME	TIME OF DAY	LAP	VEHICLE
18	Shaun WINFIELD	1:34.059	10:22:14.646	1	Honda
5	Richard KERR	1:33.292	10:22:47.334	1	Honda
86	Charlie NESBITT	1:30.140	10:23:17.434	2	Suzuki
3	Billy McCONNELL	1:29.596	10:24:33.090	2	Honda
86	Charlie NESBITT	1:29.542	10:29:18.500	6	Suzuki
86	Charlie NESBITT	1:28.945	10:30:47.445	7	Suzuki
86	Charlie NESBITT	1:28.811	10:45:17.789	9	Suzuki
3	Billy McCONNELL	1:28.723	10:45:27.121	7	Honda
86	Charlie NESBITT	1:28.690	10:46:46.478	10	Suzuki
86	Charlie NESBITT	1:28.648	10:54:12.710	15	Suzuki

Flag History

TYPE	TIME OF DAY
GREEN	10:20:08.935
RED	10:32:06.407
GREEN	10:42:10.609
FINISH	10:57:11.137

Flag Statistics

TYPE	COUNT	TOTAL LAPS	TOTAL TIME
Green	2	18	31:31.230
Red	1	0	10:04.201
Safety Car	0	0	0.000
FCY	0	0	0.000

MCRCB BULLETIN TK020

2022 Bennetts British Superbike Championship - Round 7

2022 Pirelli National Superstock Championship with MotoNovo

FREE PRACTICE 1 - SESSION NOTES

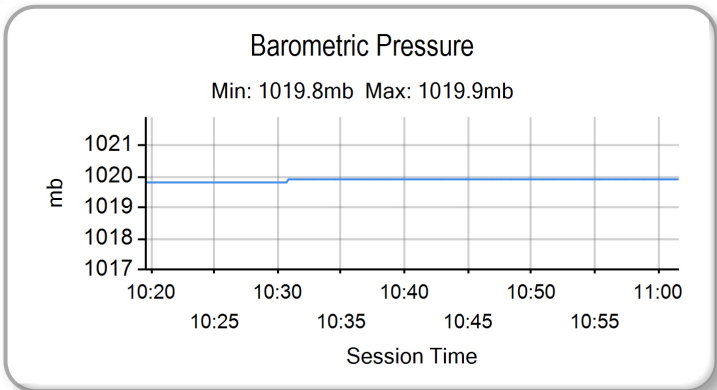
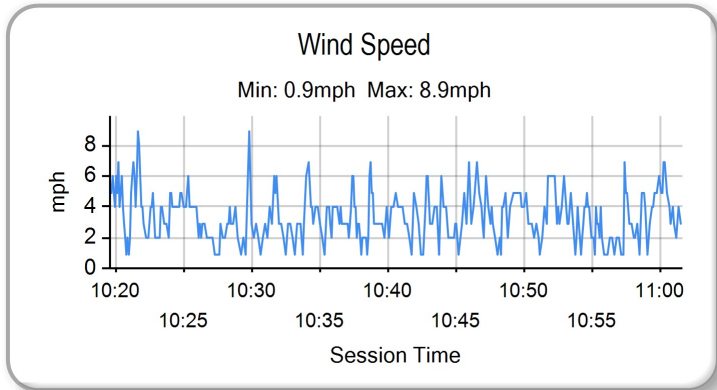
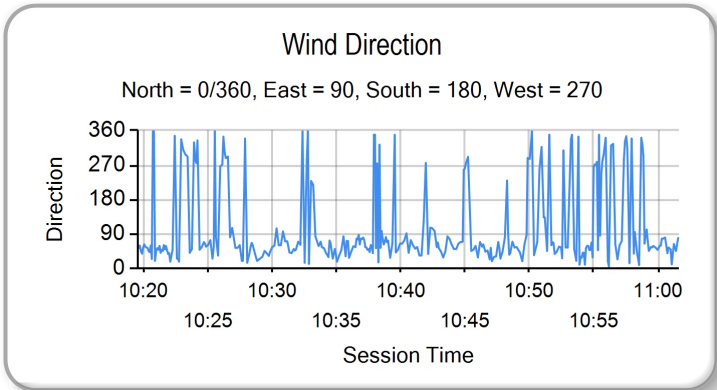
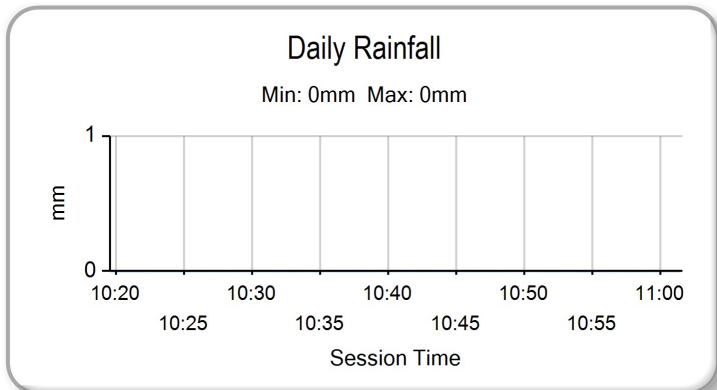
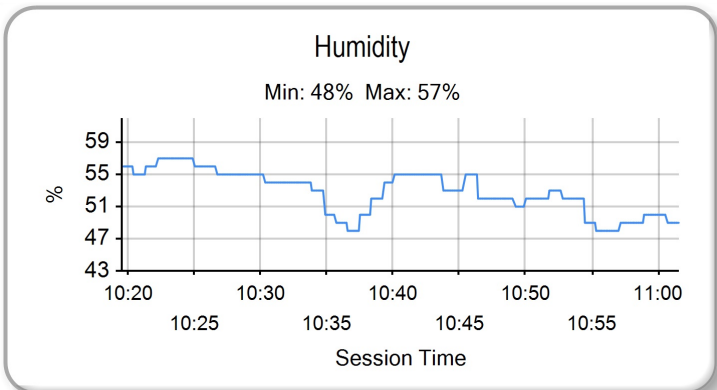
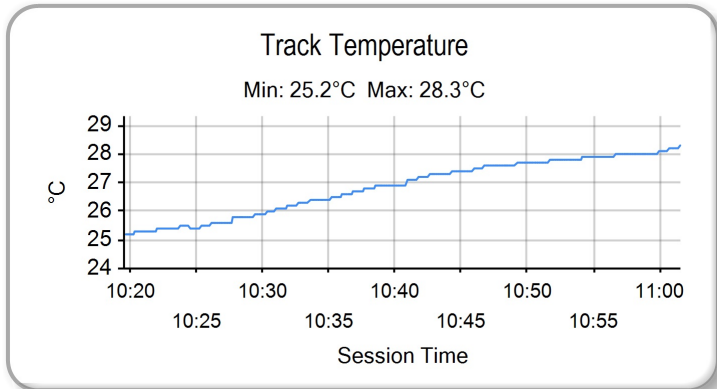
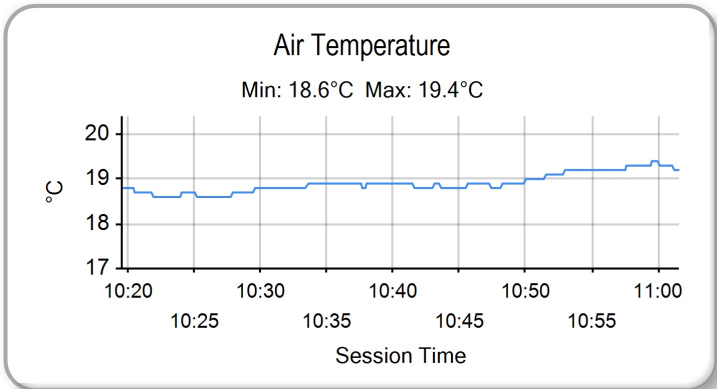
TIME	MESSAGE
10:26:29	NO. 16 FALLER AT T1 COPPICE - RIDER OK
10:35:15	NO. 7 FALLER AT T12 MOUNTAIN TOP - RIDER TO MEDICAL
10:39:06	SESSION WILL RESTART AT 10:42
10:49:16	NO. 40 FALLER AT T18 BARN - RIDER OK
10:50:44	NO. 40 FALLER AT T10 BARN CORNER - RIDER OK

MCRCB BULLETIN TK021

2022 Bennetts British Superbike Championship - Round 7

2022 Pirelli National Superstock Championship with MotoNovo

FREE PRACTICE 1 - WEATHER CONDITIONS



FREE PRACTICE 2 - CLASSIFICATION



POS	NO	NAME	NAT	ENTRY	TIME	ON	LAPS	GAP	DIFF	MPH
1	74	Davey TODD	GBR	Honda - Milenco by Padgetts Motorcycles	1:28.158	2	9			89.02
2	3	Billy McCONNELL	AUS	Honda - C&L Fairburn Properties / Jackson Racing	1:28.610	4	4	0.452	0.452	88.56
3	86	Charlie NESBITT	GBR	Suzuki - VisionTrack Suzuki	1:28.743	10	17	0.585	0.133	88.43
4	21	Tom WARD	GBR	Aprilia - IN Competition / Aprilia	1:28.902	3	16	0.744	0.159	88.27
5	8	Lewis ROLLO	GBR	Honda - Milenco by Padgetts Motorcycles	1:28.927	4	6	0.769	0.025	88.25
6	14	Tim NEAVE	GBR	Yamaha - Edwards Yamaha	1:28.985	10	14	0.827	0.058	88.19
7	75	Alex OLSEN	GBR	BMW - FHO Racing with Kobelco	1:29.068	13	13	0.910	0.083	88.11
8	5	Richard KERR	IRL	Honda - AMD Motorsport	1:29.072	15	16	0.914	0.004	88.10
9	51	Brayden ELLIOTT	AUS	Honda - CFS Filtration No Bull Racing	1:29.454	8	13	1.296	0.382	87.73
10	18	Shaun WINFIELD	GBR	Honda - TAG Racing Honda	1:29.480	3	14	1.322	0.026	87.70
11	40	Joe FRANCIS	GBR	Kawasaki - Stauff Fluid Power Kawasaki	1:29.537	8	11	1.379	0.057	87.65
12	44	Jack NIXON	GBR	BMW - FHO Racing with Kobelco	1:29.705	9	15	1.547	0.168	87.48
13	24	Conor CUMMINS	GBR	Honda - Milenco by Padgetts Motorcycles	1:29.977	5	12	1.819	0.272	87.22
14	77	Brent HARRAN	RSA	Honda - Optimum Bikes Racing	1:30.112	4	5	1.954	0.135	87.09
15	55	Ash BEECH	GBR	Honda - Jones Dorling Racing	1:30.119	12	14	1.961	0.007	87.08
16	94	Max STAINTON	GBR	BMW - PHR Performance	1:30.402	16	18	2.244	0.283	86.81
17	59	Matt TRUELOVE	GBR	Aprilia - IN Competition / Aprilia	1:30.589	8	15	2.431	0.187	86.63
18	99	Ben LUXTON	GBR	BMW - Team XG Racing	1:30.621	8	13	2.463	0.032	86.60
19	57	Levi DAY	AUS	Suzuki - Powerslide Motorcycles Racing	1:30.626	7	13	2.468	0.005	86.59
20	27	Bjorn ESTMENT	RSA	Suzuki - Specsavers Suzuki by Hawk Racing	1:30.727	9	14	2.569	0.101	86.50
21	19	Joe TALBOT	GBR	Kawasaki - Cheshire Mouldings Kawasaki by JR Perfor	1:30.783	10	16	2.625	0.056	86.44
22	2	TJ TOMS	GBR	Kawasaki - Platform Hire Racing	1:30.788	14	14	2.630	0.005	86.44
23	30	Rob McNEALY	GBR	BMW - McNealy Brown	1:31.006	8	13	2.848	0.218	86.23
24	17	Matty WHELAN	GBR	Suzuki - ATS Racing	1:31.133	14	17	2.975	0.127	86.11
25	23	Max SYMONDS	GBR	BMW - Max Symonds Racing	1:31.905	2	17	3.747	0.772	85.39
26	25	Jorel BOERBOOM	NLD	Kawasaki - G&S Bict Groep Racing	1:32.279	10	14	4.121	0.374	85.04
27	31	Sam COX	GBR	BMW - Sam Cox Racing	1:32.536	6	11	4.378	0.257	84.81
28	83	Liam MARCHANT	GBR	Kawasaki - Delkevick UK	1:33.189	2	10	5.031	0.653	84.21
29	22	Dave MACKAY	GBR	Suzuki - True Heroes Racing	1:33.228	16	16	5.070	0.039	84.18
30	76	Luke VERWEY	GBR	BMW - WSE Racing	1:34.235	5	9	6.077	1.007	83.28
31	39	Max MORGAN	GBR	Kawasaki - MSS Performance	1:34.487	4	15	6.329	0.252	83.05
32	69	Nadieh SCHOOTS	NLD	Kawasaki - Rebel Racing	1:36.969	4	16	8.811	2.482	80.93

QUALIFYING LAPTIME (110.0% of 1:28.158) = 1:36.973

33	32	Matt VENN	GBR	Kawasaki - Unique Motorsport	1:38.232	6	9	10.074	1.263	79.89
----	----	-----------	-----	------------------------------	----------	---	---	--------	-------	-------

Weather / Track : Bright / Dry

Cadwell Park: 2.1800 miles

These results are provisional until the conclusion of any judicial and technical matters.

Date: 27/08/2022 Start: 14:22 Finish: 14:52

Race Director :	Clerk of Course :	Timekeeper : Richard Evans
-----------------	-------------------	----------------------------

Results can be found at www.britishsuperbike.com

Printed - 14:55 Saturday, 27 August 2022

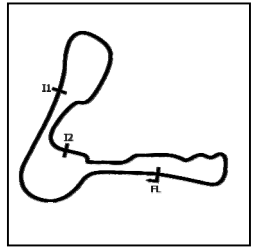


MCRCB BULLETIN TK053

2022 Bennetts British Superbike Championship - Round 7

2022 Pirelli National Superstock Championship with MotoNovo

FREE PRACTICE 2 - SECTOR ANALYSIS



SECTOR 1 = FL to I1, SECTOR 2 = I1 to I2, SECTOR 3 = I2 to FL, DIFF = Difference To Personal Best Lap, P = Crossed Finish Line in Pit Lane, D = Time Disallowed

P1 74		Davey TODD		Honda - Mileno by Padgetts Motorcycles					
IDEAL LAP TIME : 1:28.657		BEST LAP TIME : 1:28.158		DIFFERENCE : -0.499					
LAP	SECTOR 1		SECTOR 2		SECTOR 3	LAP TIME	MPH	DIFF	TIME OF DAY
1 -						1:28.446 (2)	88.73	0.288	14:26:46.237
2 -						1:28.158 (1)	89.02		14:28:14.395
3 -						1:28.541 (3)	88.63	0.383	14:29:42.936
4 -	OUTLAP				144.6	9:49.073	13.32	8:20.915	14:39:32.009
5 -	22.787	160.1	28.815	37.466	147.4	1:29.068	88.11	0.910	14:41:01.077
6 -	22.603	156.4	29.543	37.994	147.4	1:30.140	87.06	1.982	14:42:31.217
7 -	22.809	160.9	28.780	38.169	147.1	1:29.758	87.43	1.600	14:44:00.975
8 -	OUTLAP					6:42.641	19.49	5:14.483	14:50:43.616
9 -	23.345	160.5	28.588		38.421	1:30.354	86.85	2.196	14:52:13.970

P2 3		Billy McCONNELL		Honda - C&L Fairburn Properties / Jackson Racing					
IDEAL LAP TIME : 1:28.416		BEST LAP TIME : 1:28.610		DIFFERENCE : 0.194					
LAP	SECTOR 1		SECTOR 2		SECTOR 3	LAP TIME	MPH	DIFF	TIME OF DAY
1 -	25.101	147.1	30.454	54.534	143.3	1:50.089 (3)	71.28	21.479	14:26:40.891
2 -	22.818	156.7	28.746	37.352	145.2	1:28.916 (2)	88.26	0.306	14:28:09.807
3 -	OUTLAP				144.0	2:57.509	44.21	1:28.899	14:31:07.316
4 -	22.686	156.7	28.647	37.277	144.9	1:28.610 (1)	88.56		14:32:35.926

P3 86		Charlie NESBITT		Suzuki - VisionTrack Suzuki					
IDEAL LAP TIME : 1:28.494		BEST LAP TIME : 1:28.743		DIFFERENCE : 0.249					
LAP	SECTOR 1		SECTOR 2		SECTOR 3	LAP TIME	MPH	DIFF	TIME OF DAY
1 -	OUTLAP	153.2	30.478	39.015	141.2	1:44.922	74.79	16.179	14:24:32.018
2 -	23.259	158.2	29.365	37.910	143.0	1:30.534	86.68	1.791	14:26:02.552
3 -	23.044	157.9	29.068	37.508	144.3	1:29.620	87.57	0.877	14:27:32.172
4 -	22.707	156.0	29.419	IN PIT		6:13.361 P	21.02	4:44.618	14:33:45.533
5 -	OUTLAP	156.0	29.259	37.955	142.4	1:39.756	78.67	11.013	14:35:25.289
6 -	23.042	156.4	28.750	37.529	142.1	1:29.321	87.86	0.578	14:36:54.610
7 -	23.124	157.5	29.476	38.539	142.1	1:31.139	86.11	2.396	14:38:25.749
8 -	23.496	157.5	28.799	37.433	142.7	1:29.728	87.46	0.985	14:39:55.477
9 -	22.800	157.1	28.704	37.439	142.1	1:28.943 (3)	88.23	0.200	14:41:24.420
10 -	22.902	158.2	28.698	37.143	143.3	1:28.743 (1)	88.43		14:42:53.163
11 -	22.790	158.6	28.672	37.894	144.9	1:29.356	87.82	0.613	14:44:22.519
12 -	23.074	157.1	29.280	37.816	143.3	1:30.170	87.03	1.427	14:45:52.689
13 -	22.836	157.5	28.766	37.389	141.5	1:28.991	88.18	0.248	14:47:21.680
14 -	22.870	156.7	28.853	37.115	143.7	1:28.838 (2)	88.34	0.095	14:48:50.518
15 -	22.785	157.1	28.721	37.578	144.0	1:29.084	88.09	0.341	14:50:19.602
16 -	23.164	158.6	29.045	38.788	143.3	1:30.997	86.24	2.254	14:51:50.599
17 -	22.863	159.4	28.871	37.677	144.0	1:29.411	87.77	0.668	14:53:20.010

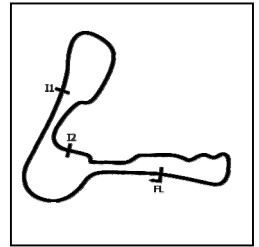
P4 21		Tom WARD		Aprilia - IN Competition / Aprilia					
IDEAL LAP TIME : 1:28.875		BEST LAP TIME : 1:28.902		DIFFERENCE : 0.027					
LAP	SECTOR 1		SECTOR 2		SECTOR 3	LAP TIME	MPH	DIFF	TIME OF DAY
1 -	23.204	156.4	29.209	39.362	145.8	1:31.775	85.51	2.873	14:25:27.437
2 -	22.737	159.4	28.854	37.635	147.4	1:29.226	87.95	0.324	14:26:56.663
3 -	22.686	159.4	28.826	37.390	147.4	1:28.902 (1)	88.27		14:28:25.565
4 -	22.659	159.4	28.886	37.527	145.5	1:29.072 (2)	88.10	0.170	14:29:54.637
5 -	22.697	156.7	28.890	37.531	146.2	1:29.118 (3)	88.06	0.216	14:31:23.755
6 -	OUTLAP				135.2	5:33.183	23.55	4:04.281	14:36:56.938
7 -	24.870	143.0	30.727	38.976	145.8	1:34.573	82.98	5.671	14:38:31.511
8 -	22.875	156.7	29.087	37.972	146.8	1:29.934	87.26	1.032	14:40:01.445
9 -	22.778	157.1	29.068	37.842	146.5	1:29.688	87.50	0.786	14:41:31.133
10 -	22.762	158.6	29.012	37.641	146.8	1:29.415	87.77	0.513	14:43:00.548
11 -	22.974	152.8	29.756	38.317	143.7	1:31.047	86.19	2.145	14:44:31.595
12 -	22.855	157.1	29.052	37.864	142.7	1:29.771	87.42	0.869	14:46:01.366
13 -	23.022	158.2	28.982	38.245	143.7	1:30.249	86.96	1.347	14:47:31.615
14 -	23.158	154.6	29.377	38.114	145.2	1:30.649	86.57	1.747	14:49:02.264
15 -	23.437	151.1	29.794	38.588	144.9	1:31.819	85.47	2.917	14:50:34.083
16 -	22.727	161.3	28.922	37.608	145.5	1:29.257	87.92	0.355	14:52:03.340

MCRCB BULLETIN TK053

2022 Bennetts British Superbike Championship - Round 7

2022 Pirelli National Superstock Championship with MotoNovo

FREE PRACTICE 2 - SECTOR ANALYSIS



SECTOR 1 = FL to I1, SECTOR 2 = I1 to I2, SECTOR 3 = I2 to FL, DIFF = Difference To Personal Best Lap, P = Crossed Finish Line in Pit Lane, D = Time Disallowed

P5		8		Lewis ROLLO		Honda - Milenco by Padgetts Motorcycles				
IDEAL LAP TIME : 1:28.749		BEST LAP TIME : 1:28.927		DIFFERENCE : 0.178						
LAP		SECTOR 1	SECTOR 2	SECTOR 3	LAP TIME	MPH	DIFF	TIME OF DAY		
1 -	OUTLAP	153.2	29.860	38.636	143.3	1:39.111	79.18	10.184	14:26:26.041	
2 -		22.890	158.6	28.868	37.865	143.7	1:29.623 (3)	87.56	0.696	14:27:55.664
3 -		22.673	158.2	28.889	37.378	146.2	1:28.940 (2)	88.24	0.013	14:29:24.604
4 -		22.503	158.6	28.917	37.507	146.2	1:28.927 (1)	88.25		14:30:53.531
5 -	OUTLAP					143.3	11:45.730	11.12	10:16.803	14:42:39.261
6 -		23.049	157.9	29.137	37.903	144.0	1:30.089	87.11	1.162	14:44:09.350

P6		14		Tim NEAVE		Yamaha - Edwards Yamaha				
IDEAL LAP TIME : 1:28.869		BEST LAP TIME : 1:28.985		DIFFERENCE : 0.116						
LAP		SECTOR 1	SECTOR 2	SECTOR 3	LAP TIME	MPH	DIFF	TIME OF DAY		
1 -	OUTLAP	139.2	31.780	39.214	146.5	1:44.521	75.08	15.536	14:25:41.267	
2 -		24.087	158.2	29.978	IN PIT	4:55.906 P	26.52	3:26.921	14:30:37.173	
3 -	OUTLAP	154.2	30.085	39.120	145.5	1:39.062	79.22	10.077	14:32:16.235	
4 -		22.778	158.2	29.002	38.410	146.2	1:30.190	87.01	1.205	14:33:46.425
5 -		22.660	156.4	28.870	38.059	144.3	1:29.589	87.60	0.604	14:35:16.014
6 -		22.747	156.0	29.439	42.326	144.6	1:34.512	83.03	5.527	14:36:50.526
7 -		22.650	157.1	28.825	37.820	144.6	1:29.295 (2)	87.88	0.310	14:38:19.821
8 -		22.537	159.0	28.934	37.955	144.6	1:29.426 (3)	87.76	0.441	14:39:49.247
9 -		25.526	125.4	32.915	38.308	145.8	1:36.749	81.11	7.764	14:41:25.996
10 -		22.606	156.7	28.872	37.507	146.2	1:28.985 (1)	88.19		14:42:54.981
11 -		22.607	157.5	28.870	IN PIT	5:06.922 P	25.57	3:37.937	14:48:01.903	
12 -	OUTLAP	129.8	30.795	39.204	145.2	1:42.338	76.68	13.353	14:49:44.241	
13 -		22.864	155.7	28.982	38.029	145.8	1:29.875	87.32	0.890	14:51:14.116
14 -		23.245	153.5	29.537	38.026	146.5	1:30.808	86.42	1.823	14:52:44.924

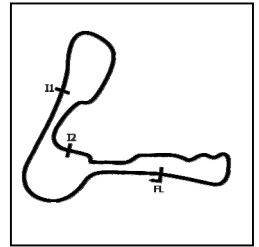
P7		75		Alex OLSEN		BMW - FHO Racing with Kobelco				
IDEAL LAP TIME : 1:29.004		BEST LAP TIME : 1:29.068		DIFFERENCE : 0.064						
LAP		SECTOR 1	SECTOR 2	SECTOR 3	LAP TIME	MPH	DIFF	TIME OF DAY		
1 -		24.406	146.8	30.757	38.867	145.5	1:34.030	83.46	4.962	14:24:35.338
2 -	OUTLAP					143.0	7:58.603	16.39	6:29.535	14:32:33.941
3 -		25.084	143.7	29.560	38.309	148.1	1:32.953	84.43	3.885	14:34:06.894
4 -		23.141	158.6	29.094	37.883	148.1	1:30.118	87.08	1.050	14:35:37.012
5 -		22.837	158.6	29.292	39.035	145.5	1:31.164	86.08	2.096	14:37:08.176
6 -		22.730	157.9	29.199	38.462	146.5	1:30.391	86.82	1.323	14:38:38.567
7 -		22.828	159.0	28.880	37.729	147.8	1:29.437 (2)	87.74	0.369	14:40:08.004
8 -	OUTLAP					146.8	4:02.182	32.40	2:33.114	14:44:10.186
9 -		23.057	159.7	28.999	40.688	145.8	1:32.744	84.62	3.676	14:45:42.930
10 -		22.995	159.4	28.958	37.905	147.8	1:29.858 (3)	87.33	0.790	14:47:12.788
11 -		22.849	158.2	28.870	IN PIT	1:43.636 P	75.72	14.568	14:48:56.424	
12 -	OUTLAP	133.4	31.109	48.022	147.4	1:48.683	72.21	19.615	14:50:45.107	
13 -		22.794	161.3	28.625	37.649	150.4	1:29.068 (1)	88.11		14:52:14.175

MCRCB BULLETIN TK053

2022 Bennetts British Superbike Championship - Round 7

2022 Pirelli National Superstock Championship with MotoNovo

FREE PRACTICE 2 - SECTOR ANALYSIS



SECTOR 1 = FL to I1, SECTOR 2 = I1 to I2, SECTOR 3 = I2 to FL, DIFF = Difference To Personal Best Lap, P = Crossed Finish Line in Pit Lane, D = Time Disallowed

P8		5		Richard KERR		Honda - AMD Motorsport				
IDEAL LAP TIME : 1:28.953		BEST LAP TIME : 1:29.072		DIFFERENCE : 0.119						
LAP	SECTOR 1		SECTOR 2		SECTOR 3		LAP TIME	MPH	DIFF	TIME OF DAY
1 -	23.783	147.1	32.030	40.627	143.7	1:36.440	81.37	7.368	14:24:14.544	
2 -	22.694	157.9	29.037	37.786	145.2	1:29.517	87.67	0.445	14:25:44.061	
3 -	22.767	156.4	28.968	38.574	144.3	1:30.309	86.90	1.237	14:27:14.370	
4 -	22.842	156.0	29.023	37.631	145.2	1:29.496 (2)	87.69	0.424	14:28:43.866	
5 -	26.668	119.8	34.993	46.643	143.3	1:48.304	72.46	19.232	14:30:32.170	
6 -	22.788	153.2	28.847	37.865	144.6	1:29.500 (3)	87.68	0.428	14:32:01.670	
7 -	OUTLAP				137.5	6:43.943	19.42	5:14.871	14:38:45.613	
8 -	23.153	153.5	29.997	45.503	144.6	1:38.653	79.55	9.581	14:40:24.266	
9 -	22.735	157.5	29.306	37.670	144.9	1:29.711	87.48	0.639	14:41:53.977	
10 -	22.790	154.2	29.164	37.722	144.9	1:29.676	87.51	0.604	14:43:23.653	
11 -	25.445	135.5	33.616	40.568	144.9	1:39.629	78.77	10.557	14:45:03.282	
12 -	25.886	140.6	31.948	40.527	143.0	1:38.361	79.78	9.289	14:46:41.643	
13 -	23.087	153.9	29.246	38.008	144.6	1:30.341	86.87	1.269	14:48:11.984	
14 -	24.773	139.2	30.094	38.544	144.3	1:33.411	84.01	4.339	14:49:45.395	
15 -	22.768	157.9	28.892	37.412	146.5	1:29.072 (1)	88.10		14:51:14.467	
16 -	23.335	147.1	29.884	38.244	144.9	1:31.463	85.80	2.391	14:52:45.930	

P9		51		Brayden ELLIOTT		Honda - CFS Filtration No Bull Racing				
IDEAL LAP TIME : 1:29.418		BEST LAP TIME : 1:29.454		DIFFERENCE : 0.036						
LAP	SECTOR 1		SECTOR 2		SECTOR 3		LAP TIME	MPH	DIFF	TIME OF DAY
1 -	24.305	146.2	29.781	38.356	145.2	1:32.442	84.89	2.988	14:25:20.027	
2 -	23.265	157.1	29.111	37.955	144.3	1:30.331	86.88	0.877	14:26:50.358	
3 -	22.929	154.2	29.084	37.752	146.2	1:29.765 (3)	87.42	0.311	14:28:20.123	
4 -	OUTLAP				146.5	7:28.132	17.51	5:58.678	14:35:48.255	
5 -	23.342	154.6	29.355	37.933	145.8	1:30.630	86.59	1.176	14:37:18.885	
6 -	22.916	149.7	30.447	37.913	145.2	1:31.276	85.98	1.822	14:38:50.161	
7 -	22.822	158.6	29.173	38.103	145.5	1:30.098	87.10	0.644	14:40:20.259	
8 -	22.791	156.4	28.963	37.700	146.5	1:29.454 (1)	87.73		14:41:49.713	
9 -	22.833	155.7	29.063	38.077	145.2	1:29.973	87.22	0.519	14:43:19.686	
10 -	OUTLAP				144.6	4:25.765	29.53	2:56.311	14:47:45.451	
11 -	23.290	154.6	29.358	38.342	142.7	1:30.990	86.25	1.536	14:49:16.441	
12 -	23.189	156.7	29.135	37.997	145.5	1:30.321	86.89	0.867	14:50:46.762	
13 -	22.854	159.0	28.927	37.910	146.8	1:29.691 (2)	87.50	0.237	14:52:16.453	

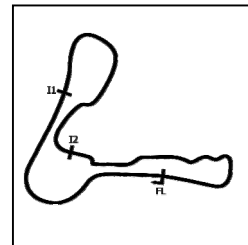
P10		18		Shaun WINFIELD		Honda - TAG Racing Honda				
IDEAL LAP TIME : 1:29.223		BEST LAP TIME : 1:29.480		DIFFERENCE : 0.257						
LAP	SECTOR 1		SECTOR 2		SECTOR 3		LAP TIME	MPH	DIFF	TIME OF DAY
1 -	23.434	156.0	29.748	38.706	143.3	1:31.888	85.40	2.408	14:24:06.116	
2 -	23.923	143.7	31.134	39.477	145.2	1:34.534	83.01	5.054	14:25:40.650	
3 -	22.707	161.3	28.827	37.946	145.5	1:29.480 (1)	87.70		14:27:10.130	
4 -	22.635	159.7	29.324	38.376	145.2	1:30.335	86.87	0.855	14:28:40.465	
5 -	22.770	155.7	29.323	37.809	145.5	1:29.902	87.29	0.422	14:30:10.367	
6 -	OUTLAP				143.0	8:35.360	15.22	7:05.880	14:38:45.727	
7 -	23.178	151.4	30.028	40.407	144.0	1:33.613	83.83	4.133	14:40:19.340	
8 -	22.720	158.6	29.024	38.137	144.0	1:29.881 (3)	87.31	0.401	14:41:49.221	
9 -	22.847	159.4	29.168	37.761	144.6	1:29.776 (2)	87.41	0.296	14:43:18.997	
10 -	24.539	126.8	34.442	46.527	144.6	1:45.508	74.38	16.028	14:45:04.505	
11 -	OUTLAP				144.3	3:27.938	37.74	1:58.458	14:48:32.443	
12 -	23.041	154.2	49.428	38.924	144.9	1:51.393	70.45	21.913	14:50:23.836	
13 -	22.877	158.6	29.118	38.235	144.9	1:30.230	86.97	0.750	14:51:54.066	
14 -	23.032	156.4	29.984	38.933	142.7	1:31.949	85.35	2.469	14:53:26.015	

MCRCB BULLETIN TK053

2022 Bennetts British Superbike Championship - Round 7

2022 Pirelli National Superstock Championship with MotoNovo

FREE PRACTICE 2 - SECTOR ANALYSIS



SECTOR 1 = FL to I1, SECTOR 2 = I1 to I2, SECTOR 3 = I2 to FL, DIFF = Difference To Personal Best Lap, P = Crossed Finish Line in Pit Lane, D = Time Disallowed

P11 40		Joe FRANCIS		Kawasaki - Stauff Fluid Power Kawasaki					
IDEAL LAP TIME : 1:29.334		BEST LAP TIME : 1:29.537		DIFFERENCE : 0.203					
LAP	SECTOR 1	SECTOR 2	SECTOR 3	LAP TIME	MPH	DIFF	TIME OF DAY		
1 -	23.841	153.2	30.237	38.043	142.1	1:32.121	85.19	2.584	14:24:55.320
2 -	23.083	157.1	29.249	38.605	144.9	1:30.937	86.30	1.400	14:26:26.257
3 -	22.979	157.5	29.141	37.681	144.6	1:29.801	87.39	0.264	14:27:56.058
4 -	23.073	156.4	29.005	37.632	144.0	1:29.710 (3)	87.48	0.173	14:29:25.768
5 -	OUTLAP				140.9	13:40.247	9.56	12:10.710	14:43:06.015
6 -	23.404	156.0	29.290	38.050	142.4	1:30.744	86.48	1.207	14:44:36.759
7 -	23.083	156.4	28.948	37.641	144.0	1:29.672 (2)	87.51	0.135	14:46:06.431
8 -	23.139	156.0	28.796	37.602	144.0	1:29.537 (1)	87.65		14:47:35.968
9 -	23.249	156.0	28.915	37.559	143.7	1:29.723	87.46	0.186	14:49:05.691
10 -	25.234	120.9	32.207	39.626	144.0	1:37.067	80.85	7.530	14:50:42.758
11 -	23.051	157.1	28.808	39.170	143.0	1:31.029	86.21	1.492	14:52:13.787

P12 44		Jack NIXON		BMW - FHO Racing with Kobelco					
IDEAL LAP TIME : 1:29.636		BEST LAP TIME : 1:29.705		DIFFERENCE : 0.069					
LAP	SECTOR 1	SECTOR 2	SECTOR 3	LAP TIME	MPH	DIFF	TIME OF DAY		
1 -	23.891	152.8	30.156	43.567	144.3	1:37.614	80.39	7.909	14:24:49.846
2 -	23.252	158.2	29.557	37.877	146.8	1:30.686	86.54	0.981	14:26:20.532
3 -	23.018	159.4	29.383	38.224	146.8	1:30.625	86.59	0.920	14:27:51.157
4 -	22.743	160.9	29.461	38.228	144.9	1:30.432	86.78	0.727	14:29:21.589
5 -	22.896	157.1	29.464	37.865	148.1	1:30.225 (3)	86.98	0.520	14:30:51.814
6 -	OUTLAP				136.9	6:24.400	20.41	4:54.695	14:37:16.214
7 -	24.051	149.7	32.104	38.546	147.8	1:34.701	82.87	4.996	14:38:50.915
8 -	22.919	159.0	29.341	37.925	148.4	1:30.185 (2)	87.02	0.480	14:40:21.100
9 -	22.812	157.9	29.150	37.743	147.1	1:29.705 (1)	87.48		14:41:50.805
10 -	22.859	157.5	29.318	38.123	146.2	1:30.300	86.91	0.595	14:43:21.105
11 -	OUTLAP				136.9	2:53.089	45.34	1:23.384	14:46:14.194
12 -	24.210	151.4	30.759	39.243	147.1	1:34.212	83.30	4.507	14:47:48.406
13 -	23.143	155.3	29.727	39.936	147.1	1:32.806	84.56	3.101	14:49:21.212
14 -	23.481	156.4	29.908	40.716	145.2	1:34.105	83.39	4.400	14:50:55.317
15 -	23.346	156.0	29.613	39.715	131.5	1:32.674	84.68	2.969	14:52:27.991

P13 24		Conor CUMMINS		Honda - Milenco by Padgetts Motorcycles					
IDEAL LAP TIME : 1:29.977		BEST LAP TIME : 1:29.977		DIFFERENCE : 0.000					
LAP	SECTOR 1	SECTOR 2	SECTOR 3	LAP TIME	MPH	DIFF	TIME OF DAY		
1 -	25.116	135.2	31.445	39.874	142.4	1:36.435	81.38	6.458	14:25:23.393
2 -	23.904	148.1	31.018	40.632	143.7	1:35.554	82.13	5.577	14:26:58.947
3 -	23.251	157.5	29.767	38.547	142.4	1:31.565	85.71	1.588	14:28:30.512
4 -	23.152	154.6	31.310	46.394	144.3	1:40.856	77.81	10.879	14:30:11.368
5 -	22.854	157.1	29.254	37.869	144.3	1:29.977 (1)	87.22		14:31:41.345
6 -	OUTLAP				139.8	10:55.585	11.97	9:25.608	14:42:36.930
7 -	25.655	116.7	30.505	54.093	143.3	1:50.253	71.18	20.276	14:44:27.183
8 -	22.983	154.6	29.982	41.363	133.6	1:34.328	83.19	4.351	14:46:01.511
9 -	23.339	157.5	29.466	38.517	144.6	1:31.322 (3)	85.93	1.345	14:47:32.833
10 -	23.110	152.1	31.780	49.701	142.7	1:44.591	75.03	14.614	14:49:17.424
11 -	23.018	158.6	29.368	38.124	144.9	1:30.510 (2)	86.70	0.533	14:50:47.934
12 -	25.160	133.9	32.062	46.657	135.5	1:43.879	75.55	13.902	14:52:31.813

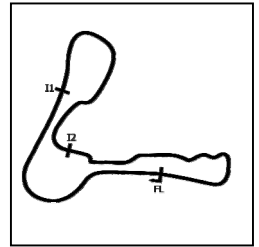
P14 77		Brent HARRAN		Honda - Optimum Bikes Racing					
IDEAL LAP TIME : 1:30.099		BEST LAP TIME : 1:30.112		DIFFERENCE : 0.013					
LAP	SECTOR 1	SECTOR 2	SECTOR 3	LAP TIME	MPH	DIFF	TIME OF DAY		
1 -	24.583	151.8	31.402	40.141	143.3	1:36.126	81.64	6.014	14:24:13.357
2 -	23.256	155.7	29.902	38.268	146.5	1:31.426 (3)	85.84	1.314	14:25:44.783
3 -	22.828	153.5	29.668	38.268	146.8	1:30.764 (2)	86.46	0.652	14:27:15.547
4 -	22.841	157.9	29.133	38.138	146.2	1:30.112 (1)	87.09		14:28:45.659
5 -	22.929	156.0	29.977	38.743	146.8	1:31.649	85.63	1.537	14:30:17.308

MCRCB BULLETIN TK053

2022 Bennetts British Superbike Championship - Round 7

2022 Pirelli National Superstock Championship with MotoNovo

FREE PRACTICE 2 - SECTOR ANALYSIS



SECTOR 1 = FL to I1, SECTOR 2 = I1 to I2, SECTOR 3 = I2 to FL, DIFF = Difference To Personal Best Lap, P = Crossed Finish Line in Pit Lane, D = Time Disallowed

P15 55		Ash BEECH		Honda - Jones Dorling Racing						
IDEAL LAP TIME : 1:29.955		BEST LAP TIME : 1:30.119		DIFFERENCE : 0.164						
LAP	SECTOR 1		SECTOR 2		SECTOR 3		LAP TIME	MPH	DIFF	TIME OF DAY
1 -	25.879	138.3	36.362	50.910	144.9	1:53.151	69.35	23.032	14:26:11.846	
2 -	23.177	149.7	30.081	38.725	145.2	1:31.983	85.32	1.864	14:27:43.829	
3 -	OUTLAP				144.0	2:56.411	44.48	1:26.292	14:30:40.240	
4 -	23.393	151.8	30.015	39.076	145.5	1:32.484	84.85	2.365	14:32:12.724	
5 -	23.062	154.9	29.502	39.022	145.2	1:31.586	85.69	1.467	14:33:44.310	
6 -	OUTLAP				143.3	5:58.289	21.90	4:28.170	14:39:42.599	
7 -	23.409	155.3	32.182	39.377	145.2	1:34.968	82.63	4.849	14:41:17.567	
8 -	22.951	156.0	29.341	38.057	145.8	1:30.349 (2)	86.86	0.230	14:42:47.916	
9 -	23.947	149.1	34.501	40.308	144.6	1:38.756	79.46	8.637	14:44:26.672	
10 -	23.011	155.7	30.029	42.652	145.8	1:35.692	82.01	5.573	14:46:02.364	
11 -	23.115	153.9	29.742	41.803	145.5	1:34.660	82.90	4.541	14:47:37.024	
12 -	22.910	157.5	29.104	38.105	146.8	1:30.119 (1)	87.08		14:49:07.143	
13 -	22.794	157.9	29.170	38.728	146.2	1:30.692 (3)	86.53	0.573	14:50:37.835	
14 -	22.959	156.7	30.705	46.303	138.0	1:39.967	78.50	9.848	14:52:17.802	

P16 94		Max STANTON		BMW - PHR Performance						
IDEAL LAP TIME : 1:30.117		BEST LAP TIME : 1:30.402		DIFFERENCE : 0.285						
LAP	SECTOR 1		SECTOR 2		SECTOR 3		LAP TIME	MPH	DIFF	TIME OF DAY
1 -	24.349	153.5	31.053	39.264	147.1	1:34.666	82.90	4.264	14:24:38.644	
2 -	23.917	156.4	30.025	38.502	146.5	1:32.444	84.89	2.042	14:26:11.088	
3 -	23.106	156.0	29.325	38.091	147.1	1:30.522 (2)	86.69	0.120	14:27:41.610	
4 -	23.729	146.2	30.922	38.619	145.8	1:33.270	84.14	2.868	14:29:14.880	
5 -	23.043	159.0	29.489	39.715	145.8	1:32.247	85.07	1.845	14:30:47.127	
6 -	23.029	158.6	29.283	40.512	145.5	1:32.824	84.54	2.422	14:32:19.951	
7 -	23.835	142.7	31.273	40.540	146.2	1:35.648	82.05	5.246	14:33:55.599	
8 -	23.087	152.8	29.777	38.752	144.0	1:31.616	85.66	1.214	14:35:27.215	
9 -	23.179	143.3	30.715	40.454	145.2	1:34.348	83.18	3.946	14:37:01.563	
10 -	23.054	159.4	29.417	38.208	145.8	1:30.679	86.54	0.277	14:38:32.242	
11 -	23.127	157.1	29.551	38.152	146.8	1:30.830	86.40	0.428	14:40:03.072	
12 -	23.196	151.8	32.867	40.128	144.9	1:36.191	81.58	5.789	14:41:39.263	
13 -	23.221	156.7	29.510	38.028	143.3	1:30.759	86.47	0.357	14:43:10.022	
14 -	OUTLAP				143.3	3:24.212	38.43	1:53.810	14:46:34.234	
15 -	24.519	145.5	31.146	39.372	144.9	1:35.037	82.57	4.635	14:48:09.271	
16 -	23.179	156.4	29.418	37.805	145.8	1:30.402 (1)	86.81		14:49:39.673	
17 -	23.089	155.7	29.531	37.907	144.3	1:30.527 (3)	86.69	0.125	14:51:10.200	
18 -	24.279	153.2	35.919	40.996	138.3	1:41.194	77.55	10.792	14:52:51.394	

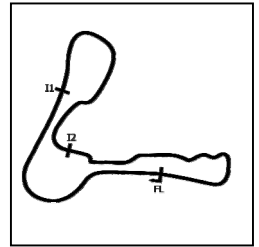
P17 59		Matt TRUELOVE		Aprilia - IN Competition / Aprilia						
IDEAL LAP TIME : 1:30.479		BEST LAP TIME : 1:30.589		DIFFERENCE : 0.110						
LAP	SECTOR 1		SECTOR 2		SECTOR 3		LAP TIME	MPH	DIFF	TIME OF DAY
1 -	24.168	156.4	30.339	40.232	142.1	1:34.739	82.83	4.150	14:24:26.145	
2 -	23.147	159.0	29.365	38.569	143.0	1:31.081	86.16	0.492	14:25:57.226	
3 -	OUTLAP				140.1	4:11.377	31.22	2:40.788	14:30:08.603	
4 -	23.742	155.3	29.601	38.630	142.4	1:31.973	85.33	1.384	14:31:40.576	
5 -	22.982	157.1	29.146	38.559	142.4	1:30.687 (2)	86.54	0.098	14:33:11.263	
6 -	OUTLAP				142.4	4:14.768	30.80	2:44.179	14:37:26.031	
7 -	23.984	154.9	30.143	39.088	142.1	1:33.215	84.19	2.626	14:38:59.246	
8 -	22.982	158.2	29.256	38.351	143.3	1:30.589 (1)	86.63		14:40:29.835	
9 -	OUTLAP				140.9	3:11.594	40.96	1:41.005	14:43:41.429	
10 -	23.291	157.5	29.338	43.500	140.6	1:36.129	81.64	5.540	14:45:17.558	
11 -	23.146	157.5	29.232	38.506	142.1	1:30.884 (3)	86.35	0.295	14:46:48.442	
12 -	23.146	157.5	29.188	38.605	143.0	1:30.939	86.30	0.350	14:48:19.381	
13 -	23.213	156.7	29.484	44.475	142.1	1:37.172	80.76	6.583	14:49:56.553	
14 -	23.207	157.5	29.210	38.518	142.1	1:30.935	86.30	0.346	14:51:27.488	
15 -	23.140	158.2	29.413	38.398	143.0	1:30.951	86.28	0.362	14:52:58.439	

MCRCB BULLETIN TK053

2022 Bennetts British Superbike Championship - Round 7

2022 Pirelli National Superstock Championship with MotoNovo

FREE PRACTICE 2 - SECTOR ANALYSIS



SECTOR 1 = FL to I1, SECTOR 2 = I1 to I2, SECTOR 3 = I2 to FL, DIFF = Difference To Personal Best Lap, P = Crossed Finish Line in Pit Lane, D = Time Disallowed

P18 99		Ben LUXTON		BMW - Team XG Racing						
IDEAL LAP TIME : 1:30.621		BEST LAP TIME : 1:30.621		DIFFERENCE : 0.000						
LAP	SECTOR 1		SECTOR 2		SECTOR 3		LAP TIME	MPH	DIFF	TIME OF DAY
1 -	24.470	144.3	30.979	39.014	145.5	1:34.463	83.08	3.842	14:24:36.117	
2 -	23.355	156.0	29.695	38.708	145.2	1:31.758 (2)	85.53	1.137	14:26:07.875	
3 -	27.152	126.8	30.699	38.742	145.5	1:36.593	81.24	5.972	14:27:44.468	
4 -	23.227	153.2	29.927	38.975	144.6	1:32.129 (3)	85.18	1.508	14:29:16.597	
5 -	26.353	129.8	31.770	38.514	145.5	1:36.637	81.21	6.016	14:30:53.234	
6 -	OUTLAP				139.8	6:23.274	20.47	4:52.653	14:37:16.508	
7 -	23.856	149.4	32.284	38.804	146.2	1:34.944	82.65	4.323	14:38:51.452	
8 -	23.142	156.0	29.375	38.104	144.6	1:30.621 (1)	86.60		14:40:22.073	
9 -	25.587	131.5	31.466	39.724	143.3	1:36.777	81.09	6.156	14:41:58.850	
10 -	OUTLAP				137.5	5:24.037	24.21	3:53.416	14:47:22.887	
11 -	25.217	142.4	30.432	39.107	144.9	1:34.756	82.82	4.135	14:48:57.643	
12 -	23.614	152.8	31.194	40.415	145.5	1:35.223	82.41	4.602	14:50:32.866	
13 -	24.352	151.4	30.245	39.350	143.0	1:33.947	83.53	3.326	14:52:06.813	

P19 57		Levi DAY		Suzuki - Powerslide Motorcycles Racing						
IDEAL LAP TIME : 1:30.583		BEST LAP TIME : 1:30.626		DIFFERENCE : 0.043						
LAP	SECTOR 1		SECTOR 2		SECTOR 3		LAP TIME	MPH	DIFF	TIME OF DAY
1 -	24.602	148.4	31.752	41.484	139.5	1:37.838	80.21	7.212	14:29:44.586	
2 -	23.882	153.2	30.304	39.255	141.5	1:33.441	83.98	2.815	14:31:18.027	
3 -	23.448	156.7	29.433	39.006	142.1	1:31.887	85.40	1.261	14:32:49.914	
4 -	23.262	155.3	29.488	38.628	142.7	1:31.378	85.88	0.752	14:34:21.292	
5 -	OUTLAP				141.2	3:52.628	33.73	2:22.002	14:38:13.920	
6 -	23.464	156.7	29.695	38.493	142.7	1:31.652	85.62	1.026	14:39:45.572	
7 -	23.062	156.4	29.337	38.227	143.3	1:30.626 (1)	86.59		14:41:16.198	
8 -	23.086	157.9	29.386	38.289	142.7	1:30.761 (3)	86.46	0.135	14:42:46.959	
9 -	26.078	131.3	31.321	39.958	141.8	1:37.357	80.61	6.731	14:44:24.316	
10 -	OUTLAP				103.7	2:58.167	44.04	1:27.541	14:47:22.483	
11 -	25.222	154.2	30.235	39.189	142.4	1:34.646	82.92	4.020	14:48:57.129	
12 -	23.281	153.2	31.695	39.569	142.7	1:34.545	83.00	3.919	14:50:31.674	
13 -	23.102	157.9	29.294	38.272	143.0	1:30.668 (2)	86.55	0.042	14:52:02.342	

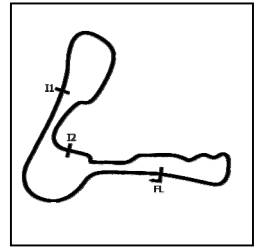
P20 27		Bjorn ESTMENT		Suzuki - Specsavers Suzuki by Hawk Racing						
IDEAL LAP TIME : 1:30.397		BEST LAP TIME : 1:30.727		DIFFERENCE : 0.330						
LAP	SECTOR 1		SECTOR 2		SECTOR 3		LAP TIME	MPH	DIFF	TIME OF DAY
1 -	24.686	151.4	34.102	40.684	144.0	1:39.472	78.89	8.745	14:24:32.944	
2 -	23.259	151.1	29.604	38.310	143.7	1:31.173	86.07	0.446	14:26:04.117	
3 -	23.212	153.5	29.771	39.630	143.7	1:32.613	84.74	1.886	14:27:36.730	
4 -	23.167	155.3	29.362	38.617	144.3	1:31.146 (3)	86.10	0.419	14:29:07.876	
5 -	OUTLAP				139.5	6:39.472	19.64	5:08.745	14:35:47.348	
6 -	24.319	142.7	30.370	39.038	142.1	1:33.727	83.73	3.000	14:37:21.075	
7 -	23.179	154.9	29.445	39.768	144.0	1:32.392	84.94	1.665	14:38:53.467	
8 -	23.709	147.8	34.919	43.131	143.3	1:41.759	77.12	11.032	14:40:35.226	
9 -	23.372	155.7	29.267	38.088	144.3	1:30.727 (1)	86.50		14:42:05.953	
10 -	OUTLAP				138.9	4:06.998	31.77	2:36.271	14:46:12.951	
11 -	24.230	151.1	32.388	41.343	145.5	1:37.961	80.11	7.234	14:47:50.912	
12 -	23.257	156.4	29.213	38.535	145.2	1:31.005 (2)	86.23	0.278	14:49:21.917	
13 -	23.110	154.9	29.943	40.924	144.6	1:33.977	83.51	3.250	14:50:55.894	
14 -	23.096	151.8	29.541	39.341	140.3	1:31.978	85.32	1.251	14:52:27.872	

MCRCB BULLETIN TK053

2022 Bennetts British Superbike Championship - Round 7

2022 Pirelli National Superstock Championship with MotoNovo

FREE PRACTICE 2 - SECTOR ANALYSIS



SECTOR 1 = FL to I1, SECTOR 2 = I1 to I2, SECTOR 3 = I2 to FL, DIFF = Difference To Personal Best Lap, P = Crossed Finish Line in Pit Lane, D = Time Disallowed

P21 19		Joe TALBOT			Kawasaki - Cheshire Mouldings Kawasaki by JR Performance					
IDEAL LAP TIME : 1:30.637		BEST LAP TIME : 1:30.783			DIFFERENCE : 0.146					
LAP	SECTOR 1		SECTOR 2		SECTOR 3		LAP TIME	MPH	DIFF	TIME OF DAY
1 -	24.199	150.1	31.540	40.706	143.3	1:36.445	81.37	5.662	14:24:14.806	
2 -	23.343	156.0	29.587	50.209	142.1	1:43.139	76.09	12.356	14:25:57.945	
3 -	23.247	156.0	29.504	38.382	143.0	1:31.133	86.11	0.350	14:27:29.078	
4 -	23.371	154.6	29.619	43.972	128.3	1:36.962	80.93	6.179	14:29:06.040	
5 -	OUTLAP				143.7	6:42.688	19.48	5:11.905	14:35:48.728	
6 -	23.591	154.2	29.812	39.722	143.3	1:33.125	84.27	2.342	14:37:21.853	
7 -	23.238	152.8	29.364	39.339	144.3	1:31.941	85.35	1.158	14:38:53.794	
8 -	23.403	156.0	29.794	38.357	144.0	1:31.554	85.72	0.771	14:40:25.348	
9 -	23.327	155.3	29.441	38.132	143.3	1:30.900 (2)	86.33	0.117	14:41:56.248	
10 -	23.301	153.5	29.267	38.215	142.4	1:30.783 (1)	86.44		14:43:27.031	
11 -	23.373	155.3	30.310	42.271	142.7	1:35.954	81.78	5.171	14:45:02.985	
12 -	23.649	153.9	31.234	44.121	144.0	1:39.004	79.27	8.221	14:46:41.989	
13 -	23.423	154.6	29.518	38.280	143.0	1:31.221	86.03	0.438	14:48:13.210	
14 -	24.200	144.9	30.094	38.558	143.7	1:32.852	84.52	2.069	14:49:46.062	
15 -	23.422	154.9	29.444	38.175	143.0	1:31.041 (3)	86.20	0.258	14:51:17.103	
16 -	26.541	134.7	31.892	45.148	132.1	1:43.581	75.76	12.798	14:53:00.684	

P22 2		TJ TOMS			Kawasaki - Platform Hire Racing					
IDEAL LAP TIME : 1:30.332		BEST LAP TIME : 1:30.788			DIFFERENCE : 0.456					
LAP	SECTOR 1		SECTOR 2		SECTOR 3		LAP TIME	MPH	DIFF	TIME OF DAY
1 -	25.063	151.8	31.177	39.294	142.1	1:35.534	82.14	4.746	14:25:19.714	
2 -	23.822	159.4	29.864	38.524	144.3	1:32.210	85.11	1.422	14:26:51.924	
3 -	23.191	154.9	29.644	38.361	143.3	1:31.196	86.05	0.408	14:28:23.120	
4 -	OUTLAP				143.3	5:27.649	23.95	3:56.861	14:33:50.769	
5 -	23.744	152.8	29.685	38.901	144.0	1:32.330	85.00	1.542	14:35:23.099	
6 -	23.244	158.2	29.354	38.800	144.3	1:31.398	85.86	0.610	14:36:54.497	
7 -	23.156	158.6	29.346	38.669	144.0	1:31.171	86.08	0.383	14:38:25.668	
8 -	23.979	154.9	29.204	38.246	145.2	1:31.429	85.83	0.641	14:39:57.097	
9 -	23.018	155.7	29.368	38.582	145.2	1:30.968 (3)	86.27	0.180	14:41:28.065	
10 -	23.059	159.0	29.401	38.331	144.9	1:30.791 (2)	86.44	0.003	14:42:58.856	
11 -	OUTLAP				142.1	5:48.101	22.54	4:17.313	14:48:46.957	
12 -	23.680	153.9	30.356	38.507	144.9	1:32.543	84.80	1.755	14:50:19.500	
13 -	23.196	157.1	29.738	38.781	146.5	1:31.715	85.57	0.927	14:51:51.215	
14 -	22.907	160.9	29.179	38.702	146.5	1:30.788 (1)	86.44		14:53:22.003	

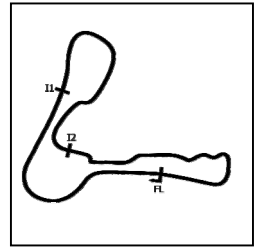
P23 30		Rob McNEALY			BMW - McNealy Brown					
IDEAL LAP TIME : 1:31.006		BEST LAP TIME : 1:31.006			DIFFERENCE : 0.000					
LAP	SECTOR 1		SECTOR 2		SECTOR 3		LAP TIME	MPH	DIFF	TIME OF DAY
1 -	26.236	144.3	31.662	39.847	138.3	1:37.745	80.29	6.739	14:24:24.289	
2 -	23.709	149.7	31.122	39.545	141.5	1:34.376	83.15	3.370	14:25:58.665	
3 -	23.290	151.4	29.580	38.516	142.7	1:31.386 (2)	85.87	0.380	14:27:30.051	
4 -	23.661	149.1	30.178	IN PIT		6:21.298 P	20.58	4:50.292	14:33:51.349	
5 -	OUTLAP		148.1	30.353	39.252	140.9	1:40.743	77.90	9.737	14:35:32.092
6 -	23.385	151.1	30.619	39.260	140.9	1:33.264	84.14	2.258	14:37:05.356	
7 -	23.441	149.7	29.886	40.555	140.9	1:33.882	83.59	2.876	14:38:39.238	
8 -	23.165	152.8	29.375	38.466	143.3	1:31.006 (1)	86.23		14:40:10.244	
9 -	24.349	138.0	30.284	IN PIT		5:40.052 P	23.07	4:09.046	14:45:50.296	
10 -	OUTLAP		142.4	30.211	39.600	137.5	1:41.394	77.40	10.388	14:47:31.690
11 -	23.748	147.1	29.783	38.998	140.3	1:32.529 (3)	84.81	1.523	14:49:04.219	
12 -	23.553	146.8	30.294	39.744	140.6	1:33.591	83.85	2.585	14:50:37.810	
13 -	23.602	151.1	30.239	40.683	140.6	1:34.524	83.02	3.518	14:52:12.334	

MCRCB BULLETIN TK053

2022 Bennetts British Superbike Championship - Round 7

2022 Pirelli National Superstock Championship with MotoNovo

FREE PRACTICE 2 - SECTOR ANALYSIS



SECTOR 1 = FL to I1, SECTOR 2 = I1 to I2, SECTOR 3 = I2 to FL, DIFF = Difference To Personal Best Lap, P = Crossed Finish Line in Pit Lane, D = Time Disallowed

P24 17		Matty WHELAN		Suzuki - ATS Racing						
IDEAL LAP TIME : 1:30.976		BEST LAP TIME : 1:31.133		DIFFERENCE : 0.157						
LAP	SECTOR 1		SECTOR 2		SECTOR 3		LAP TIME	MPH	DIFF	TIME OF DAY
1 -	24.320	151.4	30.470	40.054	140.1	1:34.844	82.74	3.711	14:24:26.491	
2 -	23.449	156.0	29.844	39.362	140.9	1:32.655	84.70	1.522	14:25:59.146	
3 -	23.377	153.5	29.873	38.830	140.9	1:32.080	85.23	0.947	14:27:31.226	
4 -	23.284	154.2	29.622	39.886	140.1	1:32.792	84.57	1.659	14:29:04.018	
5 -	23.459	148.7	30.615	39.082	138.9	1:33.156	84.24	2.023	14:30:37.174	
6 -	23.479	151.8	29.629	38.824	138.9	1:31.932	85.36	0.799	14:32:09.106	
7 -	23.449	147.8	29.618	38.998	140.6	1:32.065	85.24	0.932	14:33:41.171	
8 -	23.303	153.2	29.704	40.214	133.6	1:33.221	84.18	2.088	14:35:14.392	
9 -	OUTLAP				136.6	5:45.023	22.74	4:13.890	14:40:59.415	
10 -	23.654	153.2	29.699	38.470	140.3	1:31.823	85.46	0.690	14:42:31.238	
11 -	23.315	153.9	29.863	38.851	140.9	1:32.029	85.27	0.896	14:44:03.267	
12 -	23.418	153.9	29.356	38.708	136.6	1:31.482 (2)	85.78	0.349	14:45:34.749	
13 -	23.432	153.2	29.522	38.542	139.5	1:31.496 (3)	85.77	0.363	14:47:06.245	
14 -	23.375	152.8	29.222	38.536	141.2	1:31.133 (1)	86.11		14:48:37.378	
15 -	23.618	150.4	29.607	39.012	138.0	1:32.237	85.08	1.104	14:50:09.615	
16 -	23.508	152.1	29.955	38.813	137.7	1:32.276	85.04	1.143	14:51:41.891	
17 -	23.496	154.2	29.535	39.068	136.6	1:32.099	85.21	0.966	14:53:13.990	

P25 23		Max SYMONDS		BMW - Max Symonds Racing						
IDEAL LAP TIME : 1:31.823		BEST LAP TIME : 1:31.905		DIFFERENCE : 0.082						
LAP	SECTOR 1		SECTOR 2		SECTOR 3		LAP TIME	MPH	DIFF	TIME OF DAY
1 -	23.978	146.2	31.616	40.794	141.8	1:36.388	81.42	4.483	14:24:15.102	
2 -	23.172	154.6	29.814	38.919	140.9	1:31.905 (1)	85.39		14:25:47.007	
3 -	23.306	156.4	30.007	39.773	140.6	1:33.086	84.30	1.181	14:27:20.093	
4 -	23.345	152.8	30.143	39.097	140.6	1:32.585	84.76	0.680	14:28:52.678	
5 -	23.626	150.4	29.821	39.260	141.5	1:32.707	84.65	0.802	14:30:25.385	
6 -	23.294	152.8	29.732	38.998	138.9	1:32.024 (2)	85.28	0.119	14:31:57.409	
7 -	23.839	152.1	29.955	39.321	140.9	1:33.115	84.28	1.210	14:33:30.524	
8 -	23.548	150.8	30.063	40.416	140.1	1:34.027	83.46	2.122	14:35:04.551	
9 -	OUTLAP				137.7	5:55.084	22.10	4:23.179	14:40:59.635	
10 -	23.679	151.4	30.179	39.084	142.4	1:32.942	84.44	1.037	14:42:32.577	
11 -	23.369	153.9	29.836	38.999	140.1	1:32.204 (3)	85.11	0.299	14:44:04.781	
12 -	23.358	153.5	29.843	39.135	141.8	1:32.336	84.99	0.431	14:45:37.117	
13 -	23.512	153.5	30.068	39.203	140.3	1:32.783	84.58	0.878	14:47:09.900	
14 -	23.630	152.8	30.142	39.397	139.5	1:33.169	84.23	1.264	14:48:43.069	
15 -	23.827	151.4	30.389	39.911	139.5	1:34.127	83.37	2.222	14:50:17.196	
16 -	23.842	149.7	30.584	39.615	140.6	1:34.041	83.45	2.136	14:51:51.237	
17 -	24.550	142.7	32.149	43.069	116.7	1:39.768	78.66	7.863	14:53:31.005	

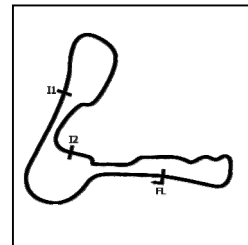
P26 25		Jorel BOERBOOM		Kawasaki - G&S Bict Groep Racing						
IDEAL LAP TIME : 1:31.892		BEST LAP TIME : 1:32.279		DIFFERENCE : 0.387						
LAP	SECTOR 1		SECTOR 2		SECTOR 3		LAP TIME	MPH	DIFF	TIME OF DAY
1 -	25.005	154.2	30.959	40.086	141.2	1:36.050	81.70	3.771	14:27:08.511	
2 -	24.025	154.2	30.501	39.944	142.1	1:34.470	83.07	2.191	14:28:42.981	
3 -	24.365	154.9	30.661	39.321	142.7	1:34.347	83.18	2.068	14:30:17.328	
4 -	23.639	153.2	30.044	39.340	141.8	1:33.023	84.36	0.744	14:31:50.351	
5 -	23.866	153.9	30.519	39.299	140.9	1:33.684	83.77	1.405	14:33:24.035	
6 -	OUTLAP				139.5	7:31.195	17.39	5:58.916	14:40:55.230	
7 -	24.748	154.6	30.755	39.528	141.2	1:35.031	82.58	2.752	14:42:30.261	
8 -	23.850	151.8	30.151	39.268	142.1	1:33.269	84.14	0.990	14:44:03.530	
9 -	23.487	156.0	29.732	39.342	141.2	1:32.561 (2)	84.78	0.282	14:45:36.091	
10 -	23.668	155.3	29.938	38.673	141.8	1:32.279 (1)	85.04		14:47:08.370	
11 -	23.588	155.3	29.972	39.070	142.1	1:32.630 (3)	84.72	0.351	14:48:41.000	
12 -	23.834	154.9	30.928	39.401	141.8	1:34.163	83.34	1.884	14:50:15.163	
13 -	23.628	155.7	30.385	39.317	142.1	1:33.330	84.08	1.051	14:51:48.493	
14 -	23.593	155.7	30.221	39.591	141.5	1:33.405	84.02	1.126	14:53:21.898	

MCRCB BULLETIN TK053

2022 Bennetts British Superbike Championship - Round 7

2022 Pirelli National Superstock Championship with MotoNovo

FREE PRACTICE 2 - SECTOR ANALYSIS



SECTOR 1 = FL to I1, SECTOR 2 = I1 to I2, SECTOR 3 = I2 to FL, DIFF = Difference To Personal Best Lap, P = Crossed Finish Line in Pit Lane, D = Time Disallowed

P27 31		Sam COX		BMW - Sam Cox Racing						
IDEAL LAP TIME : 1:32.533		BEST LAP TIME : 1:32.536		DIFFERENCE : 0.003						
LAP	SECTOR 1		SECTOR 2		SECTOR 3		LAP TIME	MPH	DIFF	TIME OF DAY
1 -	24.044	137.2	31.423	40.949	142.4	1:36.416	81.39	3.880	14:24:15.538	
2 -	23.435	150.8	29.904	39.435	144.3	1:32.774 (3)	84.59	0.238	14:25:48.312	
3 -	23.515	151.8	30.019	39.976	142.7	1:33.510	83.92	0.974	14:27:21.822	
4 -	23.366	153.5	30.213	39.521	142.7	1:33.100	84.29	0.564	14:28:54.922	
5 -	23.297	153.5	29.939	39.495	143.7	1:32.731 (2)	84.63	0.195	14:30:27.653	
6 -	23.198	153.5	29.907	39.431	143.3	1:32.536 (1)	84.81		14:32:00.189	
7 -	23.351	150.4	30.041	41.272	143.3	1:34.664	82.90	2.128	14:33:34.853	
8 -	OUTLAP				140.9	5:59.474	21.83	4:26.938	14:39:34.327	
9 -	23.791	149.4	30.374	39.722	142.7	1:33.887	83.59	1.351	14:41:08.214	
10 -	23.441	151.4	30.312	39.959	142.1	1:33.712	83.74	1.176	14:42:41.926	
11 -	23.434	149.4	30.426	40.150	140.3	1:34.010	83.48	1.474	14:44:15.936	

P28 83		Liam MARCHANT		Kawasaki - Delkevic UK						
IDEAL LAP TIME : 1:33.148		BEST LAP TIME : 1:33.189		DIFFERENCE : 0.041						
LAP	SECTOR 1		SECTOR 2		SECTOR 3		LAP TIME	MPH	DIFF	TIME OF DAY
1 -	24.780	142.4	31.152	40.173	136.6	1:36.105	81.66	2.916	14:26:27.538	
2 -	23.879	144.6	30.251	39.059	135.8	1:33.189 (1)	84.21		14:28:00.727	
3 -	24.037	144.3	30.359	39.232	134.7	1:33.628 (2)	83.82	0.439	14:29:34.355	
4 -	OUTLAP				133.1	12:42.221	10.29	11:09.032	14:42:16.576	
5 -	24.311	144.0	30.451	39.347	135.2	1:34.109	83.39	0.920	14:43:50.685	
6 -	24.267	142.1	30.508	39.384	133.4	1:34.159	83.34	0.970	14:45:24.844	
7 -	24.145	143.7	30.210	39.351	134.4	1:33.706 (3)	83.75	0.517	14:46:58.550	
8 -	OUTLAP				126.8	2:36.517	50.14	1:03.328	14:49:35.067	
9 -	24.786	142.7	31.505	41.259	132.3	1:37.550	80.45	4.361	14:51:12.617	
10 -	25.320	135.8	31.017	40.720	120.9	1:37.057	80.86	3.868	14:52:49.674	

P29 22		Dave MACKAY		Suzuki - True Heroes Racing						
IDEAL LAP TIME : 1:33.122		BEST LAP TIME : 1:33.228		DIFFERENCE : 0.106						
LAP	SECTOR 1		SECTOR 2		SECTOR 3		LAP TIME	MPH	DIFF	TIME OF DAY
1 -	26.949	139.5	32.805	41.329	137.2	1:41.083	77.63	7.855	14:24:38.391	
2 -	24.365	141.2	31.191	40.127	138.3	1:35.683	82.02	2.455	14:26:14.074	
3 -	24.311	145.8	30.732	39.689	139.5	1:34.732	82.84	1.504	14:27:48.806	
4 -	23.987	147.1	30.466	40.058	138.9	1:34.511	83.03	1.283	14:29:23.317	
5 -	23.918	142.4	30.390	39.374	138.3	1:33.682 (3)	83.77	0.454	14:30:56.999	
6 -	23.955	144.6	30.444	40.324	138.6	1:34.723	82.85	1.495	14:32:31.722	
7 -	24.081	142.4	30.882	40.061	138.3	1:35.024	82.59	1.796	14:34:06.746	
8 -	OUTLAP				136.9	6:38.806	19.67	5:05.578	14:40:45.552	
9 -	24.430	142.7	30.938	40.549	138.6	1:35.917	81.82	2.689	14:42:21.469	
10 -	24.396	149.4	30.151	39.712	137.7	1:34.259	83.26	1.031	14:43:55.728	
11 -	24.027	149.1	30.182	39.406	138.6	1:33.615 (2)	83.83	0.387	14:45:29.343	
12 -	24.222	146.2	30.591	39.315	138.3	1:34.128	83.37	0.900	14:47:03.471	
13 -	24.081	146.2	30.275	39.365	139.8	1:33.721	83.73	0.493	14:48:37.192	
14 -	23.856	145.8	30.458	39.872	137.7	1:34.186	83.32	0.958	14:50:11.378	
15 -	24.168	149.1	30.261	39.364	138.6	1:33.793	83.67	0.565	14:51:45.171	
16 -	23.962	150.4	30.106	39.160	138.3	1:33.228 (1)	84.18		14:53:18.399	

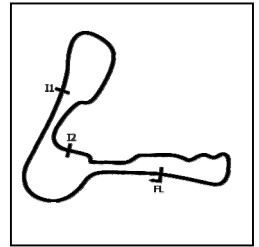
P30 76		Luke VERWEY		BMW - WSE Racing						
IDEAL LAP TIME : 1:34.044		BEST LAP TIME : 1:34.235		DIFFERENCE : 0.191						
LAP	SECTOR 1		SECTOR 2		SECTOR 3		LAP TIME	MPH	DIFF	TIME OF DAY
1 -	24.479	146.5	31.792	40.780	142.4	1:37.051	80.86	2.816	14:24:31.040	
2 -	24.241	144.3	31.328	40.240	142.4	1:35.809	81.91	1.574	14:26:06.849	
3 -	23.900	152.5	30.713	39.963	143.7	1:34.576	82.98	0.341	14:27:41.425	
4 -	23.795	151.1	31.165	40.108	141.8	1:35.068	82.55	0.833	14:29:16.493	
5 -	23.471	156.4	30.610	40.154	144.3	1:34.235 (1)	83.28		14:30:50.728	
6 -	23.556	151.4	30.800	41.072	143.3	1:35.428	82.24	1.193	14:32:26.156	
7 -	23.593	152.5	30.982	40.282	141.8	1:34.857	82.73	0.622	14:34:01.013	
8 -	23.636	151.4	30.763	40.162	144.6	1:34.561 (3)	82.99	0.326	14:35:35.574	
9 -	23.696	154.2	30.672	40.057	137.5	1:34.425 (2)	83.11	0.190	14:37:09.999	

MCRCB BULLETIN TK053

2022 Bennetts British Superbike Championship - Round 7

2022 Pirelli National Superstock Championship with MotoNovo

FREE PRACTICE 2 - SECTOR ANALYSIS



SECTOR 1 = FL to I1, SECTOR 2 = I1 to I2, SECTOR 3 = I2 to FL, DIFF = Difference To Personal Best Lap, P = Crossed Finish Line in Pit Lane, D = Time Disallowed

P31 39		Max MORGAN			Kawasaki - MSS Performance				
IDEAL LAP TIME : 1:34.050		BEST LAP TIME : 1:34.487			DIFFERENCE : 0.437				
LAP	SECTOR 1		SECTOR 2	SECTOR 3		LAP TIME	MPH	DIFF	TIME OF DAY
1 -	24.313	151.1	31.142	41.035	138.3	1:36.490	81.33	2.003	14:24:17.734
2 -	23.960	152.8	30.418	40.778	136.6	1:35.156	82.47	0.669	14:25:52.890
3 -	24.148	150.4	30.580	39.905	138.9	1:34.633	82.93	0.146	14:27:27.523
4 -	23.925	150.4	30.303	40.259	139.2	1:34.487 (1)	83.05		14:29:02.010
5 -	OUTLAP			4:04.568	139.5	5:03.399	25.86	3:28.912	14:34:05.409
6 -	24.986	144.3	31.217	40.769	138.3	1:36.972	80.93	2.485	14:35:42.381
7 -	23.961	149.4	30.481	40.123	139.5	1:34.565 (3)	82.99	0.078	14:37:16.946
8 -	24.039	148.1	31.972	41.329	139.5	1:37.340	80.62	2.853	14:38:54.286
9 -	23.919	151.4	30.776	40.309	140.1	1:35.004	82.60	0.517	14:40:29.290
10 -	24.161	148.1	31.061	40.812	138.3	1:36.034	81.72	1.547	14:42:05.324
11 -	OUTLAP				138.3	4:10.151	31.37	2:35.664	14:46:15.475
12 -	24.169	151.4	30.655	40.453	138.6	1:35.277	82.37	0.790	14:47:50.752
13 -	24.155	150.8	30.390	40.265	139.5	1:34.810	82.77	0.323	14:49:25.562
14 -	23.842	151.1	30.496	40.184	140.6	1:34.522 (2)	83.02	0.035	14:51:00.084
15 -	24.523	148.4	31.512	40.139	140.1	1:36.174	81.60	1.687	14:52:36.258

P32 69		Nadieh SCHOOTS			Kawasaki - Rebel Racing				
IDEAL LAP TIME : 1:36.631		BEST LAP TIME : 1:36.969			DIFFERENCE : 0.338				
LAP	SECTOR 1		SECTOR 2	SECTOR 3		LAP TIME	MPH	DIFF	TIME OF DAY
1 -	25.189	135.2	32.859	41.766	141.2	1:39.814	78.62	2.845	14:25:27.992
2 -	24.467	143.0	31.875	41.163	140.6	1:37.505	80.48	0.536	14:27:05.497
3 -	24.283	143.3	31.960	40.978	140.9	1:37.221 (3)	80.72	0.252	14:28:42.718
4 -	24.382	146.2	31.809	40.778	140.3	1:36.969 (1)	80.93		14:30:19.687
5 -	24.272	143.7	31.697	41.061	140.3	1:37.030 (2)	80.88	0.061	14:31:56.717
6 -	24.861	144.3	31.687	41.404	139.5	1:37.952	80.12	0.983	14:33:34.669
7 -	OUTLAP				138.6	3:50.781	34.00	2:13.812	14:37:25.450
8 -	24.548	143.0	31.824	41.424	140.1	1:37.796	80.24	0.827	14:39:03.246
9 -	24.594	149.1	32.873	41.827	139.2	1:39.294	79.03	2.325	14:40:42.540
10 -	24.834	147.4	32.465	41.653	137.5	1:38.952	79.31	1.983	14:42:21.492
11 -	25.084	141.2	31.581	41.370	138.6	1:38.035	80.05	1.066	14:43:59.527
12 -	24.821	136.9	32.166	41.853	139.5	1:38.840	79.40	1.871	14:45:38.367
13 -	24.909	140.6	32.105	41.190	139.2	1:38.204	79.91	1.235	14:47:16.571
14 -	24.977	142.7	32.419	41.384	138.6	1:38.780	79.44	1.811	14:48:55.351
15 -	24.665	140.3	31.894	42.282	138.3	1:38.841	79.40	1.872	14:50:34.192
16 -	24.959	141.8	32.357	42.206	139.8	1:39.522	78.85	2.553	14:52:13.714

P33 32		Matt VENN			Kawasaki - Unique Motorsport				
IDEAL LAP TIME : 1:37.737		BEST LAP TIME : 1:38.232			DIFFERENCE : 0.495				
LAP	SECTOR 1		SECTOR 2	SECTOR 3		LAP TIME	MPH	DIFF	TIME OF DAY
1 -	26.263	130.8	33.670	42.880	136.1	1:42.813	76.33	4.581	14:25:40.859
2 -	25.517	131.3	32.950	42.642	137.7	1:41.109	77.61	2.877	14:27:21.968
3 -	25.184	129.8	32.615	42.005	139.2	1:39.804	78.63	1.572	14:29:01.772
4 -	OUTLAP				136.3	3:05.123	42.39	1:26.891	14:32:06.895
5 -	25.599	132.1	32.368	42.271	142.1	1:40.238	78.29	2.006	14:33:47.133
6 -	24.684	133.4	32.031	41.517	138.6	1:38.232 (1)	79.89		14:35:25.365
7 -	24.765	140.1	31.915	41.621	139.8	1:38.301 (2)	79.83	0.069	14:37:03.666
8 -	24.796	136.1	32.279	41.528	140.1	1:38.603 (3)	79.59	0.371	14:38:42.269
9 -	OUTLAP				136.9	5:40.050	23.07	4:01.818	14:44:22.319

MCRCB BULLETIN TK054

2022 Bennetts British Superbike Championship - Round 7

2022 Pirelli National Superstock Championship with MotoNovo

FREE PRACTICE 2 - BEST SECTORS

SECTOR 1			SECTOR 2			SECTOR 3			IDEAL / BEST COMPARISON						
POS	NO	NAME	TIME	NO	NAME	TIME	NO	NAME	TIME	POS	NO	NAME	IDEAL	BEST	DIFF
													PERFECT LAP	1:28.071	
1	8	ROLLO	22.503	3	McCONNELL	28.453	86	NESBITT	37.115	1	3	McCONNELL	1:28.416	1:28.610	0.194
2	14	NEAVE	22.537	74	TODD	28.588	3	McCONNELL	37.277	2	86	NESBITT	1:28.494	1:28.743	0.249
3	74	TODD	22.603	75	OLSEN	28.625	8	ROLLO	37.378	3	74	TODD	1:28.657	1:28.158	-0.499
4	18	WINFIELD	22.635	86	NESBITT	28.672	21	WARD	37.390	4	8	ROLLO	1:28.749	1:28.927	0.178
5	21	WARD	22.659	40	FRANCIS	28.796	5	KERR	37.412	5	14	NEAVE	1:28.869	1:28.985	0.116
6	3	McCONNELL	22.686	14	NEAVE	28.825	74	TODD	37.466	6	21	WARD	1:28.875	1:28.902	0.027
7	5	KERR	22.694	21	WARD	28.826	14	NEAVE	37.507	7	5	KERR	1:28.953	1:29.072	0.119
8	86	NESBITT	22.707	18	WINFIELD	28.827	40	FRANCIS	37.559	8	75	OLSEN	1:29.004	1:29.068	0.064
9	75	OLSEN	22.730	5	KERR	28.847	75	OLSEN	37.649	9	18	WINFIELD	1:29.223	1:29.480	0.257
10	44	NIXON	22.743	8	ROLLO	28.868	51	ELLIOTT	37.700	10	40	FRANCIS	1:29.334	1:29.537	0.203
11	51	ELLIOTT	22.791	51	ELLIOTT	28.927	44	NIXON	37.743	11	51	ELLIOTT	1:29.418	1:29.454	0.036
12	55	BEECH	22.794	55	BEECH	29.104	18	WINFIELD	37.761	12	44	NIXON	1:29.636	1:29.705	0.069
13	77	HARRAN	22.828	77	HARRAN	29.133	94	STANTON	37.805	13	55	BEECH	1:29.955	1:30.119	0.164
14	24	CUMMINS	22.854	59	TRUELOVE	29.146	24	CUMMINS	37.869	14	24	CUMMINS	1:29.977	1:29.977	0.000
15	2	TOMS	22.907	44	NIXON	29.150	55	BEECH	38.057	15	77	HARRAN	1:30.099	1:30.112	0.013
16	40	FRANCIS	22.979	2	TOMS	29.179	27	ESTMENT	38.088	16	94	STANTON	1:30.117	1:30.402	0.285
17	59	TRUELOVE	22.982	27	ESTMENT	29.213	99	LUXTON	38.104	17	2	TOMS	1:30.332	1:30.788	0.456
18	94	STANTON	23.029	17	WHELAN	29.222	19	TALBOT	38.132	18	27	ESTMENT	1:30.397	1:30.727	0.330
19	57	DAY	23.062	24	CUMMINS	29.254	77	HARRAN	38.138	19	59	TRUELOVE	1:30.479	1:30.589	0.110
20	27	ESTMENT	23.096	19	TALBOT	29.267	57	DAY	38.227	20	57	DAY	1:30.583	1:30.626	0.043
21	99	LUXTON	23.142	94	STANTON	29.283	2	TOMS	38.246	21	99	LUXTON	1:30.621	1:30.621	0.000
22	30	McNEALY	23.165	57	DAY	29.294	59	TRUELOVE	38.351	22	19	TALBOT	1:30.637	1:30.783	0.146
23	23	SYMONDS	23.172	99	LUXTON	29.375	30	McNEALY	38.466	23	17	WHELAN	1:30.976	1:31.133	0.157
24	31	COX	23.198	30	McNEALY	29.375	17	WHELAN	38.470	24	30	McNEALY	1:31.006	1:31.006	0.000
25	19	TALBOT	23.238	23	SYMONDS	29.732	25	BOERBOOM	38.673	25	23	SYMONDS	1:31.823	1:31.905	0.082
26	17	WHELAN	23.284	25	BOERBOOM	29.732	23	SYMONDS	38.919	26	25	BOERBOOM	1:31.892	1:32.279	0.387
27	76	VERWEY	23.471	31	COX	29.904	83	MARCHANT	39.059	27	31	COX	1:32.533	1:32.536	0.003
28	25	BOERBOOM	23.487	22	MACKAY	30.106	22	MACKAY	39.160	28	22	MACKAY	1:33.122	1:33.228	0.106
29	39	MORGAN	23.842	83	MARCHANT	30.210	31	COX	39.431	29	83	MARCHANT	1:33.148	1:33.189	0.041
30	22	MACKAY	23.856	39	MORGAN	30.303	39	MORGAN	39.905	30	76	VERWEY	1:34.044	1:34.235	0.191
31	83	MARCHANT	23.879	76	VERWEY	30.610	76	VERWEY	39.963	31	39	MORGAN	1:34.050	1:34.487	0.437
32	69	SCHOOTS	24.272	69	SCHOOTS	31.581	69	SCHOOTS	40.778	32	69	SCHOOTS	1:36.631	1:36.969	0.338
33	32	VENN	24.559	32	VENN	31.661	32	VENN	41.517	33	32	VENN	1:37.737	1:38.232	0.495

MCRCB BULLETIN TK055**2022 Bennetts British Superbike Championship - Round 7****2022 Pirelli National Superstock Championship with MotoNovo****FREE PRACTICE 2 - BEST SPEEDS**

POS	INTERMEDIATE 1			INTERMEDIATE 2			FINISH LINE		
	NO	NAME	MPH	NO	NAME	MPH	NO	NAME	MPH
1	74	TODD	161.7				75	OLSEN	150.4
2	21	WARD	161.3				44	NIXON	148.4
3	75	OLSEN	161.3				74	TODD	147.4
4	18	WINFIELD	161.3				21	WARD	147.4
5	44	NIXON	160.9				94	STAINTON	147.1
6	2	TOMS	160.9				51	ELLIOTT	146.8
7	86	NESBITT	159.4				77	HARRAN	146.8
8	94	STAINTON	159.4				55	BEECH	146.8
9	14	NEAVE	159.0				14	NEAVE	146.5
10	51	ELLIOTT	159.0				5	KERR	146.5
11	59	TRUELOVE	159.0				2	TOMS	146.5
12	8	ROLLO	158.6				8	ROLLO	146.2
13	24	CUMMINS	158.6				99	LUXTON	146.2
14	5	KERR	157.9				18	WINFIELD	145.5
15	77	HARRAN	157.9				27	ESTMENT	145.5
16	55	BEECH	157.9				3	McCONNELL	145.2
17	57	DAY	157.9				86	NESBITT	144.9
18	3	McCONNELL	157.5				40	FRANCIS	144.9
19	40	FRANCIS	157.5				24	CUMMINS	144.9
20	27	ESTMENT	156.4				76	VERWEY	144.6
21	23	SYMONDS	156.4				19	TALBOT	144.3
22	76	VERWEY	156.4				31	COX	144.3
23	99	LUXTON	156.0				59	TRUELOVE	143.3
24	19	TALBOT	156.0				57	DAY	143.3
25	17	WHELAN	156.0				30	McNEALY	143.3
26	25	BOERBOOM	156.0				25	BOERBOOM	142.7
27	31	COX	154.9				23	SYMONDS	142.4
28	30	McNEALY	152.8				32	VENN	142.1
29	39	MORGAN	152.8				17	WHELAN	141.2
30	22	MACKAY	150.4				69	SCHOOTS	141.2
31	69	SCHOOTS	149.1				39	MORGAN	140.6
32	83	MARCHANT	144.6				22	MACKAY	139.8
33	32	VENN	140.6				83	MARCHANT	136.6

MCRCB BULLETIN TK056

2022 Bennetts British Superbike Championship - Round 7

2022 Pirelli National Superstock Championship with MotoNovo

FREE PRACTICE 2 - STATISTICS

Competitors Started 33
Planned Start 2022-08-27 @ 14:20:00.000
Actual Start 2022-08-27 @ 14:22:02.132
Finish Time 2022-08-27 @ 14:52:02.132
Track Length 2.1800mi.
Total Laps 429
Total Distance Covered 935.2280mi.

Session Fastest Lap History

NO	NAME	LAP TIME	TIME OF DAY	LAP	VEHICLE
18	Shaun WINFIELD	1:31.888	14:24:06.138	1	Honda
21	Tom WARD	1:31.775	14:25:27.454	1	Aprilia
5	Richard KERR	1:29.517	14:25:44.084	2	Honda
74	Davey TODD	1:28.446	14:26:46.237	1	Honda
74	Davey TODD	1:28.158	14:28:14.395	2	Honda

Flag History

TYPE	TIME OF DAY
GREEN	14:22:02.132
FINISH	14:52:02.132

Flag Statistics

TYPE	COUNT	TOTAL LAPS	TOTAL TIME
Green	1	18	33:51.022
Red	0	0	0.000
Safety Car	0	0	0.000
FCY	0	0	0.000

MCRCB BULLETIN TK057

2022 Bennetts British Superbike Championship - Round 7

2022 Pirelli National Superstock Championship with MotoNovo

FREE PRACTICE 2 - SESSION NOTES

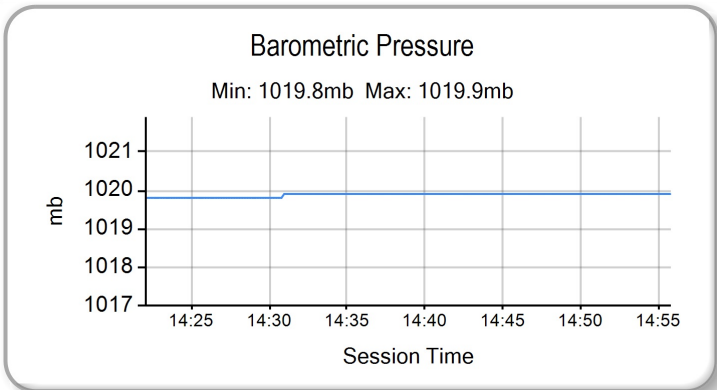
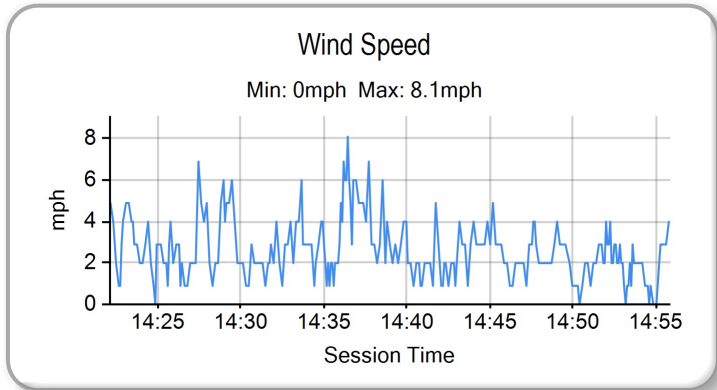
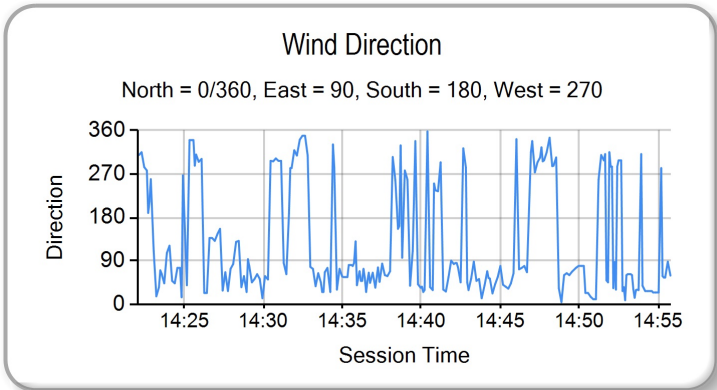
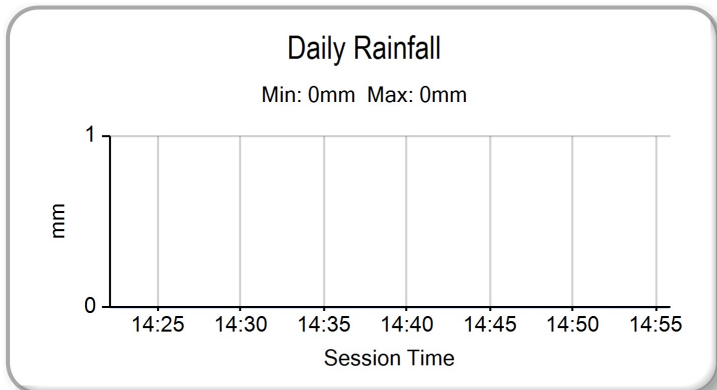
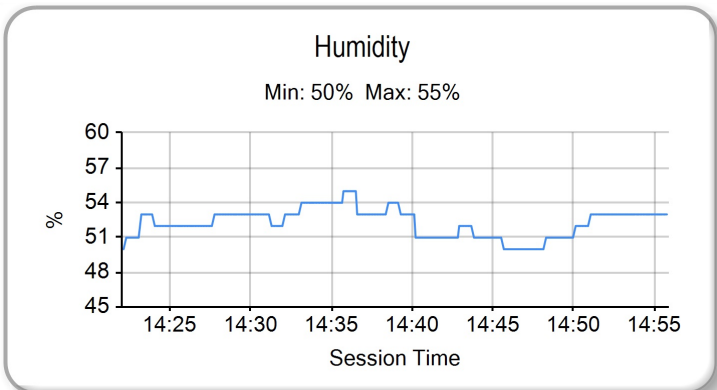
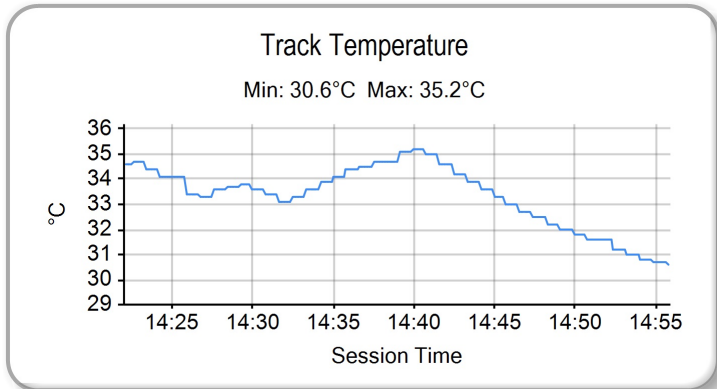
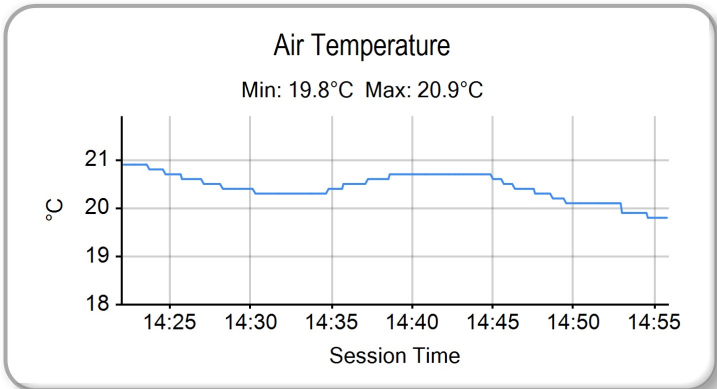
TIME	MESSAGE
14:27:28	#74 - NO WORKING TRANSPONDER
14:31:59	NO. 77 FALLER AT T11 MOUNTAIN BOTTOM - RIDER OK
14:34:17	NO. 3 FALLER AT T17 HAIRPIN - RIDER OK
14:34:49	
14:45:08	NO.31 FALLER AT T2 CHARLIES - RIDER OK
14:45:11	NO. 31 FALLER AT T4 PARK CORNER - RIDER OK
14:45:45	NO. 8 FALLER AT T11 MOUNTAIN BOTTOM - RIDER OK
14:52:50	BSB FP2 - SESSION WILL START AT 15:05

MCRCB BULLETIN TK058

2022 Bennetts British Superbike Championship - Round 7

2022 Pirelli National Superstock Championship with MotoNovo

FREE PRACTICE 2 - WEATHER CONDITIONS





POS	NO	NAME	NAT	ENTRY	FIRST		SECOND		GAP	DIFF
					TIME	LAPS	TIME	LAPS		
1	74	Davey TODD	GBR	Honda - Milenco by Padgetts Motorcycles	1:29.135	18	1:28.158	9		
2	3	Billy McCONNELL	AUS	Honda - C&L Fairburn Properties / Jackson Racing	1:28.665	13	1:28.610	4	0.452	0.452
3	86	Charlie NESBITT	GBR	Suzuki - VisionTrack Suzuki	1:28.648	17	1:28.743	17	0.490	0.038
4	21	Tom WARD	GBR	Aprilia - IN Competition / Aprilia	1:29.383	16	1:28.902	16	0.744	0.254
5	8	Lewis ROLLO	GBR	Honda - Milenco by Padgetts Motorcycles	1:29.306	15	1:28.927	6	0.769	0.025
6	14	Tim NEAVE	GBR	Yamaha - Edwards Yamaha	1:29.753	14	1:28.985	14	0.827	0.058
7	75	Alex OLSEN	GBR	BMW - FHO Racing with Kobelco	1:29.972	15	1:29.068	13	0.910	0.083
8	5	Richard KERR	IRL	Honda - AMD Motorsport	1:29.616	16	1:29.072	16	0.914	0.004
9	51	Brayden ELLIOTT	AUS	Honda - CFS Filtration No Bull Racing	1:29.791	15	1:29.454	13	1.296	0.382
10	10	Joe SHELDON-SHAW	GBR	Suzuki - Forward Vision Racing	1:29.466	13		0	1.308	0.012
11	18	Shaun WINFIELD	GBR	Honda - TAG Racing Honda	1:30.129	13	1:29.480	14	1.322	0.014
12	40	Joe FRANCIS	GBR	Kawasaki - Stauff Fluid Power Kawasaki	1:29.866	10	1:29.537	11	1.379	0.057
13	44	Jack NIXON	GBR	BMW - FHO Racing with Kobelco	1:30.657	16	1:29.705	15	1.547	0.168
14	24	Conor CUMMINS	GBR	Honda - Milenco by Padgetts Motorcycles	1:31.007	16	1:29.977	12	1.819	0.272
15	77	Brent HARRAN	RSA	Honda - Optimum Bikes Racing	1:30.325	16	1:30.112	5	1.954	0.135
16	55	Ash BEECH	GBR	Honda - Jones Dorling Racing	1:30.577	15	1:30.119	14	1.961	0.007
17	59	Matt TRUELOVE	GBR	Aprilia - IN Competition / Aprilia	1:30.172	13	1:30.589	15	2.014	0.053
18	94	Max STANTON	GBR	BMW - PHR Performance	1:31.702	14	1:30.402	18	2.244	0.230
19	99	Ben LUXTON	GBR	BMW - Team XG Racing	1:31.829	16	1:30.621	13	2.463	0.219
20	57	Levi DAY	AUS	Suzuki - Powerslide Motorcycles Racing	1:31.475	17	1:30.626	13	2.468	0.005
21	27	Bjorn ESTMENT	RSA	Suzuki - Specsavers Suzuki by Hawk Racing	1:35.639	4	1:30.727	14	2.569	0.101
22	19	Joe TALBOT	GBR	Kawasaki - Cheshire Mouldings Kawasaki by JR Perfor	1:31.632	16	1:30.783	16	2.625	0.056
23	2	TJ TOMS	GBR	Kawasaki - Platform Hire Racing	1:39.793	4	1:30.788	14	2.630	0.005
24	30	Rob McNEALY	GBR	BMW - McNealy Brown	1:31.630	12	1:31.006	13	2.848	0.218
25	17	Matty WHELAN	GBR	Suzuki - ATS Racing	1:31.841	15	1:31.133	17	2.975	0.127
26	23	Max SYMONDS	GBR	BMW - Max Symonds Racing	1:32.485	17	1:31.905	17	3.747	0.772
27	25	Jorel BOERBOOM	NLD	Kawasaki - G&S Bict Groep Racing	1:32.403	14	1:32.279	14	4.121	0.374
28	31	Sam COX	GBR	BMW - Sam Cox Racing	1:32.994	16	1:32.536	11	4.378	0.257
29	7	Kade VERWEY	GBR	BMW - Team XG Racing	1:32.612	6		0	4.454	0.076
30	61	David SELLERS	GBR	Suzuki - True Heroes Racing	1:33.064	15		0	4.906	0.452
31	83	Liam MARCHANT	GBR	Kawasaki - Delkevic UK	1:33.598	10	1:33.189	10	5.031	0.125
32	22	Dave MACKAY	GBR	Suzuki - True Heroes Racing	1:33.936	13	1:33.228	16	5.070	0.039
33	76	Luke VERWEY	GBR	BMW - WSE Racing	1:35.006	6	1:34.235	9	6.077	1.007
34	39	Max MORGAN	GBR	Kawasaki - MSS Performance	1:35.865	12	1:34.487	15	6.329	0.252
35	69	Nadieh SCHOOTS	NLD	Kawasaki - Rebel Racing	1:37.986	16	1:36.969	16	8.811	2.482
QUALIFYING LAPTIME (110.0% of 1:28.158) = 1:36.973										
36	32	Matt VENN	GBR	Kawasaki - Unique Motorsport	1:38.455	9	1:38.232	9	10.074	1.263
37	16	James BUCHANAN	GBR	Honda - Blue Motion Racing	1:38.732	2		0	10.574	0.500

Weather / Track : Bright / Dry

Cadwell Park: 2.1800 miles

These results are provisional until the conclusion of any judicial and technical matters.

Race Director :	Stewards :	Timekeeper : Richard Evans
-----------------	------------	----------------------------

Results can be found at www.britishsuperbike.com

Printed - 15:01 Saturday, 27 August 2022



QUALIFYING - CLASSIFICATION



POS	NO	NAME	NAT	ENTRY	TIME	ON	LAPS	GAP	DIFF	MPH
1	3	Billy McCONNELL	AUS	Honda - C&L Fairburn Properties / Jackson Racing	1:27.979	8	11			89.20
2	74	Davey TODD	GBR	Honda - Mileno by Padgetts Motorcycles	1:28.001	3	7	0.022	0.022	89.18
3	86	Charlie NESBITT	GBR	Suzuki - VisionTrack Suzuki	1:28.246	16	17	0.267	0.245	88.93
4	5	Richard KERR	IRL	Honda - AMD Motorsport	1:28.497	9	9	0.518	0.251	88.68
5	75	Alex OLSEN	GBR	BMW - FHO Racing with Kobelco	1:28.604	11	15	0.625	0.107	88.57
6	14	Tim NEAVE	GBR	Yamaha - Edwards Yamaha	1:28.681	13	15	0.702	0.077	88.49
7	21	Tom WARD	GBR	Aprilia - IN Competition / Aprilia	1:28.708	11	14	0.729	0.027	88.47
8	18	Shaun WINFIELD	GBR	Honda - TAG Racing Honda	1:28.922	9	13	0.943	0.214	88.25
9	40	Joe FRANCIS	GBR	Kawasaki - Stauff Fluid Power Kawasaki	1:28.953	9	11	0.974	0.031	88.22
10	10	Joe SHELDON-SHAW	GBR	Suzuki - Forward Vision Racing	1:28.970	4	11	0.991	0.017	88.21
11	51	Brayden ELLIOTT	AUS	Honda - CFS Filtration No Bull Racing	1:29.004	4	13	1.025	0.034	88.17
12	55	Ash BEECH	GBR	Honda - Jones Dorling Racing	1:29.079	12	15	1.100	0.075	88.10
13	8	Lewis ROLLO	GBR	Honda - Mileno by Padgetts Motorcycles	1:29.437	9	14	1.458	0.358	87.74
14	94	Max STAINTON	GBR	BMW - PHR Performance	1:29.472	11	15	1.493	0.035	87.71
15	27	Bjorn ESTMENT	RSA	Suzuki - Specsavers Suzuki by Hawk Racing	1:29.620	10	14	1.641	0.148	87.57
16	24	Conor CUMMINS	GBR	Honda - Mileno by Padgetts Motorcycles	1:30.013	7	12	2.034	0.393	87.18
17	57	Levi DAY	AUS	Suzuki - Powerslide Motorcycles Racing	1:30.040	9	17	2.061	0.027	87.16
18	59	Matt TRUELOVE	GBR	Aprilia - IN Competition / Aprilia	1:30.048	8	9	2.069	0.008	87.15
19	19	Joe TALBOT	GBR	Kawasaki - Cheshire Mouldings Kawasaki by JR Perfor	1:30.068	6	14	2.089	0.020	87.13
20	99	Ben LUXTON	GBR	BMW - Team XG Racing	1:30.133	9	15	2.154	0.065	87.07
21	44	Jack NIXON	GBR	BMW - FHO Racing with Kobelco	1:30.660	4	6	2.681	0.527	86.56
22	2	TJ TOMS	GBR	Kawasaki - Platform Hire Racing	1:30.744	13	13	2.765	0.084	86.48
23	23	Max SYMONDS	GBR	BMW - Max Symonds Racing	1:31.096	6	12	3.117	0.352	86.15
24	25	Jorel BOERBOOM	NLD	Kawasaki - G&S Bict Groep Racing	1:31.428	15	15	3.449	0.332	85.83
25	30	Rob McNEALY	GBR	BMW - McNealy Brown	1:31.522	6	14	3.543	0.094	85.75
26	17	Matty WHELAN	GBR	Suzuki - ATS Racing	1:31.646	12	15	3.667	0.124	85.63
27	31	Sam COX	GBR	BMW - Sam Cox Racing	1:32.497	13	15	4.518	0.851	84.84
28	83	Liam MARCHANT	GBR	Kawasaki - Delkevic UK	1:32.510	5	6	4.531	0.013	84.83
29	39	Max MORGAN	GBR	Kawasaki - MSS Performance	1:32.865	14	14	4.886	0.355	84.51
30	22	Dave MACKAY	GBR	Suzuki - True Heroes Racing	1:32.903	16	16	4.924	0.038	84.47
31	76	Luke VERWEY	GBR	BMW - WSE Racing	1:33.746	6	9	5.767	0.843	83.71

QUALIFYING LAPTIME (110.0% of 1:27.979) = 1:36.776

32	32	Matt VENN	GBR	Kawasaki - Unique Motorsport	1:39.580	3	4	11.601	5.834	78.81
----	----	-----------	-----	------------------------------	----------	---	---	--------	-------	-------

#10 - Lap 8 time cancelled - Course cut at T9/T10

Weather / Track : Bright / Dry

These results are provisional until the conclusion of any judicial and technical matters.

Cadwell Park: 2.1800 miles

Date: 28/08/2022 Start: 10:55 Finish: 11:25

Race Director :	Clerk of Course :	Timekeeper : Richard Evans
-----------------	-------------------	----------------------------

Results can be found at www.britishsuperbike.com

Printed - 11:27 Sunday, 28 August 2022

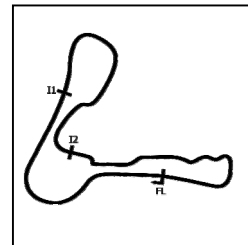


MCRCB BULLETIN TK108

2022 Bennetts British Superbike Championship - Round 7

2022 Pirelli National Superstock Championship with MotoNovo

QUALIFYING - SECTOR ANALYSIS



SECTOR 1 = FL to I1, SECTOR 2 = I1 to I2, SECTOR 3 = I2 to FL, DIFF = Difference To Personal Best Lap, P = Crossed Finish Line in Pit Lane, D = Time Disallowed

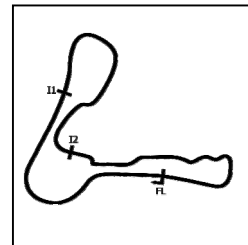
P1		3		Billy McCONNELL		Honda - C&L Fairburn Properties / Jackson Racing				
IDEAL LAP TIME : 1:27.955		BEST LAP TIME : 1:27.979		DIFFERENCE : 0.024						
LAP	SECTOR 1		SECTOR 2		SECTOR 3		LAP TIME	MPH	DIFF	TIME OF DAY
1 -	25.028	153.5	30.246	38.705	142.4	1:33.979	83.50	6.000	10:59:20.200	
2 -	23.145	158.6	28.714	37.494	144.9	1:29.353 (3)	87.83	1.374	11:00:49.553	
3 -	22.722	159.7	28.669	37.361	145.2	1:28.752 (2)	88.42	0.773	11:02:18.305	
4 -	OUTLAP				137.7	9:29.406	13.78	8:01.427	11:11:47.711	
5 -	OUTLAP				145.2	1:59.559	65.64	31.580	11:13:47.270	
6 -	22.720	158.2	28.461	38.973	144.9	1:30.154	87.05	2.175	11:15:17.424	
7 -	22.601	158.6	28.497	42.259	145.5	1:33.357	84.06	5.378	11:16:50.781	
8 -	22.625	159.0	28.390	36.964	145.8	1:27.979 (1)	89.20		11:18:18.760	
9 -	22.928	152.1	29.479	38.680	144.9	1:31.087	86.16	3.108	11:19:49.847	
10 -	OUTLAP				143.7	3:29.797	37.40	2:01.818	11:23:19.644	
11 -	22.856	157.5	28.736	38.226	132.3	1:29.818	87.37	1.839	11:24:49.462	

P2		74		Davey TODD		Honda - Milenco by Padgetts Motorcycles				
IDEAL LAP TIME : 1:27.881		BEST LAP TIME : 1:28.001		DIFFERENCE : 0.120						
LAP	SECTOR 1		SECTOR 2		SECTOR 3		LAP TIME	MPH	DIFF	TIME OF DAY
1 -	22.950	157.5	30.382	40.293	146.8	1:33.625	83.82	5.624	10:58:15.161	
2 -	22.483	163.6	28.902	37.545	147.8	1:28.930	88.24	0.929	10:59:44.091	
3 -	22.463	162.8	28.332	37.206	147.4	1:28.001 (1)	89.18		11:01:12.092	
4 -	22.578	159.4	28.543	37.298	147.4	1:28.419 (3)	88.75	0.418	11:02:40.511	
5 -	OUTLAP				145.2	17:44.164	7.37	16:16.163	11:20:24.675	
6 -	22.635	162.0	29.052	47.254	146.5	1:38.941	79.32	10.940	11:22:03.616	
7 -	22.599	162.4	28.243	37.260	147.1	1:28.102 (2)	89.07	0.101	11:23:31.718	

P3		86		Charlie NESBITT		Suzuki - VisionTrack Suzuki				
IDEAL LAP TIME : 1:28.156		BEST LAP TIME : 1:28.246		DIFFERENCE : 0.090						
LAP	SECTOR 1		SECTOR 2		SECTOR 3		LAP TIME	MPH	DIFF	TIME OF DAY
1 -	OUTLAP	136.9	31.626	IN PIT		1:47.494 P	73.00	19.248	10:56:54.748	
2 -	OUTLAP	151.4	30.048	38.725	140.6	1:35.268	82.37	7.022	10:58:30.016	
3 -	22.955	156.0	29.559	37.444	142.4	1:29.958	87.24	1.712	10:59:59.974	
4 -	23.023	157.9	28.806	37.352	142.4	1:29.181	88.00	0.935	11:01:29.155	
5 -	22.923	158.6	28.866	37.258	143.3	1:29.047	88.13	0.801	11:02:58.202	
6 -	22.741	160.1	28.645	37.639	142.7	1:29.025	88.15	0.779	11:04:27.227	
7 -	22.911	159.7	29.268	IN PIT		5:10.221 P	25.29	3:41.975	11:09:37.448	
8 -	OUTLAP	144.0	31.949	40.580	140.6	1:44.690	74.96	16.444	11:11:22.138	
9 -	22.716	159.0	28.729	37.151	143.7	1:28.596 (3)	88.58	0.350	11:12:50.734	
10 -	22.755	154.6	29.736	IN PIT		1:41.007 P	77.69	12.761	11:14:31.741	
11 -	OUTLAP	155.3	30.128	38.965	142.7	1:36.712	81.14	8.466	11:16:08.453	
12 -	22.770	157.5	28.685	IN PIT		1:39.167 P	79.13	10.921	11:17:47.620	
13 -	OUTLAP	146.8	31.909	39.911	143.0	1:45.378	74.47	17.132	11:19:32.998	
14 -	22.953	157.1	28.690	37.175	141.5	1:28.818	88.36	0.572	11:21:01.816	
15 -	22.754	158.6	28.563	37.338	143.0	1:28.655	88.52	0.409	11:22:30.471	
16 -	22.778	157.9	28.481	36.987	143.7	1:28.246 (1)	88.93		11:23:58.717	
17 -	22.688	158.2	28.621	37.144	143.3	1:28.453 (2)	88.72	0.207	11:25:27.170	

P4		5		Richard KERR		Honda - AMD Motorsport				
IDEAL LAP TIME : 1:28.432		BEST LAP TIME : 1:28.497		DIFFERENCE : 0.065						
LAP	SECTOR 1		SECTOR 2		SECTOR 3		LAP TIME	MPH	DIFF	TIME OF DAY
1 -	23.623	146.2	30.223	39.456	143.0	1:33.302	84.11	4.805	10:57:46.455	
2 -	22.846	158.2	28.860	37.604	141.5	1:29.310	87.87	0.813	10:59:15.765	
3 -	22.862	157.9	28.968	37.445	144.9	1:29.275	87.90	0.778	11:00:45.040	
4 -	22.622	154.6	28.794	37.460	145.2	1:28.876 (3)	88.30	0.379	11:02:13.916	
5 -	OUTLAP				131.8	9:05.554	14.38	7:37.057	11:11:19.470	
6 -	25.619	118.3	30.855	38.564	144.6	1:35.038	82.57	6.541	11:12:54.508	
7 -	22.759	159.0	28.638	37.347	145.2	1:28.744 (2)	88.43	0.247	11:14:23.252	
8 -	27.387	136.3	34.683	45.048	145.5	1:47.118	73.26	18.621	11:16:10.370	
9 -	22.627	157.1	28.698	37.172	145.8	1:28.497 (1)	88.68		11:17:38.867	

QUALIFYING - SECTOR ANALYSIS



SECTOR 1 = FL to I1, SECTOR 2 = I1 to I2, SECTOR 3 = I2 to FL, DIFF = Difference To Personal Best Lap, P = Crossed Finish Line in Pit Lane, D = Time Disallowed

P5 75		Alex OLSEN		BMW - FHO Racing with Kobelco						
IDEAL LAP TIME : 1:28.554		BEST LAP TIME : 1:28.604		DIFFERENCE : 0.050						
LAP	SECTOR 1		SECTOR 2		SECTOR 3		LAP TIME	MPH	DIFF	TIME OF DAY
1 -	27.956	89.4	33.004	41.347	144.3	1:42.307	76.71	13.703	10:57:36.528	
2 -	22.997	159.0	29.212	38.024	147.4	1:30.233	86.97	1.629	10:59:06.761	
3 -	22.645	155.7	31.817	50.247	146.8	1:44.709	74.95	16.105	11:00:51.470	
4 -	22.701	160.1	28.743	37.490	147.8	1:28.934	88.24	0.330	11:02:20.404	
5 -	OUTLAP				145.2	5:51.208	22.34	4:22.604	11:08:11.612	
6 -	26.007	101.3	30.930	53.879	146.2	1:50.816	70.82	22.212	11:10:02.428	
7 -	22.732	158.6	28.703	37.397	148.4	1:28.832 (2)	88.34	0.228	11:11:31.260	
8 -	27.992	87.0	38.816	44.756	147.4	1:51.564	70.34	22.960	11:13:22.824	
9 -	22.754	156.7	28.698	37.404	148.1	1:28.856 (3)	88.32	0.252	11:14:51.680	
10 -	27.894	84.0	39.346	49.568	146.5	1:56.808	67.18	28.204	11:16:48.488	
11 -	22.675	158.6	28.679	37.250	147.8	1:28.604 (1)	88.57		11:18:17.092	
12 -	25.893	107.2	34.010	44.935	146.8	1:44.838	74.85	16.234	11:20:01.930	
13 -	22.895	153.2	29.656	37.678	147.1	1:30.229	86.97	1.625	11:21:32.159	
14 -	22.729	159.7	28.659	37.651	148.1	1:29.039	88.14	0.435	11:23:01.198	
15 -	27.299	92.6	39.605	49.755	127.0	1:56.659	67.27	28.055	11:24:57.857	

P6 14		Tim NEAVE		Yamaha - Edwards Yamaha						
IDEAL LAP TIME : 1:28.596		BEST LAP TIME : 1:28.681		DIFFERENCE : 0.085						
LAP	SECTOR 1		SECTOR 2		SECTOR 3		LAP TIME	MPH	DIFF	TIME OF DAY
1 -	OUTLAP	134.7	32.983	38.931	145.2	1:43.076	76.13	14.395	10:56:48.014	
2 -	22.924	159.4	29.082	38.413	146.2	1:30.419	86.79	1.738	10:58:18.433	
3 -	22.666	158.2	28.819	37.897	146.5	1:29.382	87.80	0.701	10:59:47.815	
4 -	22.526	159.4	28.725	37.994	147.4	1:29.245	87.93	0.564	11:01:17.060	
5 -	26.028	114.7	33.930	40.544	147.1	1:40.502	78.08	11.821	11:02:57.562	
6 -	22.517	159.7	28.693	IN PIT		8:59.873 P	14.53	7:31.192	11:11:57.435	
7 -	OUTLAP	109.1	35.022	43.020	146.8	1:52.497	69.76	23.816	11:13:49.932	
8 -	22.912	158.2	29.602	39.469	147.1	1:31.983	85.32	3.302	11:15:21.915	
9 -	22.476	159.4	28.686	42.416	118.7	1:33.578	83.86	4.897	11:16:55.493	
10 -	26.759	132.8	30.717	38.742	147.1	1:36.218	81.56	7.537	11:18:31.711	
11 -	22.702	159.4	28.717	37.741	143.7	1:29.160	88.02	0.479	11:20:00.871	
12 -	22.596	159.7	28.738	37.571	145.5	1:28.905 (3)	88.27	0.224	11:21:29.776	
13 -	22.517	159.4	28.587	37.577	146.8	1:28.681 (1)	88.49		11:22:58.457	
14 -	22.466	157.1	28.775	37.543	145.5	1:28.784 (2)	88.39	0.103	11:24:27.241	
15 -	25.871	128.5	31.430	43.038	124.0	1:40.339	78.21	11.658	11:26:07.580	

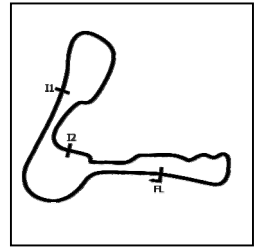
P7 21		Tom WARD		Aprilia - IN Competition / Aprilia						
IDEAL LAP TIME : 1:28.382		BEST LAP TIME : 1:28.708		DIFFERENCE : 0.326						
LAP	SECTOR 1		SECTOR 2		SECTOR 3		LAP TIME	MPH	DIFF	TIME OF DAY
1 -	23.396	154.6	29.918	38.315	143.7	1:31.629	85.65	2.921	10:57:43.963	
2 -	23.536	154.6	29.060	37.834	143.7	1:30.430	86.78	1.722	10:59:14.393	
3 -	23.006	157.5	28.899	37.915	142.7	1:29.820	87.37	1.112	11:00:44.213	
4 -	22.925	156.7	28.837	37.750	144.0	1:29.512	87.67	0.804	11:02:13.725	
5 -	OUTLAP				141.2	7:26.693	17.56	5:57.985	11:09:40.418	
6 -	22.926	156.0	28.681	41.508	119.8	1:33.115	84.28	4.407	11:11:13.533	
7 -	28.464	116.5	29.987	37.595	144.6	1:36.046	81.71	7.338	11:12:49.579	
8 -	22.558	154.6	29.018	37.387	144.0	1:28.963 (2)	88.21	0.255	11:14:18.542	
9 -	22.725	158.6	30.304	47.530	144.9	1:40.559	78.04	11.851	11:15:59.101	
10 -	22.662	159.4	35.190	40.520	143.3	1:38.372	79.77	9.664	11:17:37.473	
11 -	22.853	155.7	28.699	37.156	144.3	1:28.708 (1)	88.47		11:19:06.181	
12 -	22.768	155.3	28.825	37.676	148.1	1:29.269 (3)	87.91	0.561	11:20:35.450	
13 -	22.880	155.7	30.994	44.116	145.2	1:37.990	80.09	9.282	11:22:13.440	
14 -	22.843	154.9	29.124	37.585	143.3	1:29.552	87.63	0.844	11:23:42.992	

MCRCB BULLETIN TK108

2022 Bennetts British Superbike Championship - Round 7

2022 Pirelli National Superstock Championship with MotoNovo

QUALIFYING - SECTOR ANALYSIS



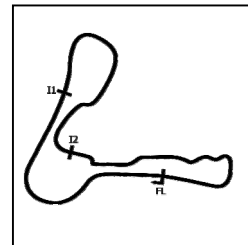
SECTOR 1 = FL to I1, SECTOR 2 = I1 to I2, SECTOR 3 = I2 to FL, DIFF = Difference To Personal Best Lap, P = Crossed Finish Line in Pit Lane, D = Time Disallowed

P8 18		Shaun WINFIELD				Honda - TAG Racing Honda				
IDEAL LAP TIME : 1:28.695		BEST LAP TIME : 1:28.922		DIFFERENCE : 0.227						
LAP	SECTOR 1		SECTOR 2		SECTOR 3		LAP TIME	MPH	DIFF	TIME OF DAY
1 -	23.065	156.7	29.765		38.401	143.3	1:31.231	86.02	2.309	10:57:00.787
2 -	22.699	157.5	29.112		37.948	147.8	1:29.759	87.43	0.837	10:58:30.546
3 -	23.080	157.5	29.585		37.903	147.1	1:30.568	86.65	1.646	11:00:01.114
4 -	OUTLAP					143.7	6:25.701	20.34	4:56.779	11:06:26.815
5 -	22.715	159.4	28.949		37.473	143.7	1:29.137 (2)	88.04	0.215	11:07:55.952
6 -	22.774	156.4	29.098		37.799	144.3	1:29.671	87.52	0.749	11:09:25.623
7 -	22.678	157.9	28.921		37.579	144.6	1:29.178 (3)	88.00	0.256	11:10:54.801
8 -	OUTLAP					145.8	5:16.809	24.77	3:47.887	11:16:11.610
9 -	22.587	160.9	28.882		37.453	146.2	1:28.922 (1)	88.25		11:17:40.532
10 -	22.568	160.5	28.674		38.076	144.6	1:29.318	87.86	0.396	11:19:09.850
11 -	22.925	157.5	29.005		37.674	145.5	1:29.604	87.58	0.682	11:20:39.454
12 -	OUTLAP					145.2	3:06.995	41.96	1:38.073	11:23:46.449
13 -	22.720	159.0	28.990		43.202	140.3	1:34.912	82.68	5.990	11:25:21.361

P9 40		Joe FRANCIS				Kawasaki - Stauff Fluid Power Kawasaki				
IDEAL LAP TIME : 1:28.867		BEST LAP TIME : 1:28.953		DIFFERENCE : 0.086						
LAP	SECTOR 1		SECTOR 2		SECTOR 3		LAP TIME	MPH	DIFF	TIME OF DAY
1 -	24.346	149.1	31.016		38.580	141.5	1:33.942	83.54	4.989	10:58:12.868
2 -	23.113	156.7	29.051		38.994	142.1	1:31.158	86.09	2.205	10:59:44.026
3 -	23.069	156.4	28.928		37.758	143.0	1:29.755	87.43	0.802	11:01:13.781
4 -	OUTLAP					140.3	7:15.449	18.02	5:46.496	11:08:29.230
5 -	23.170	157.1	28.742		37.444	142.7	1:29.356	87.82	0.403	11:09:58.586
6 -	22.953	157.1	28.864		37.365	143.0	1:29.182 (2)	88.00	0.229	11:11:27.768
7 -	OUTLAP					109.1	7:26.305	17.58	5:57.352	11:18:54.073
8 -	24.138	153.2	29.395		41.743	143.0	1:35.276	82.37	6.323	11:20:29.349
9 -	22.833	157.9	28.686		37.434	144.6	1:28.953 (1)	88.22		11:21:58.302
10 -	28.195	87.6	32.448		38.731	143.0	1:39.374	78.97	10.421	11:23:37.676
11 -	23.022	156.7	28.669		37.551	142.4	1:29.242 (3)	87.94	0.289	11:25:06.918

P10 10		Joe SHELDON-SHAW				Suzuki - Forward Vision Racing				
IDEAL LAP TIME : 1:28.885		BEST LAP TIME : 1:28.970		DIFFERENCE : 0.085						
LAP	SECTOR 1		SECTOR 2		SECTOR 3		LAP TIME	MPH	DIFF	TIME OF DAY
1 -	23.579	153.2	29.892		38.403	144.3	1:31.874	85.42	2.904	10:57:02.591
2 -	22.930	157.9	29.174		37.705	145.5	1:29.809	87.38	0.839	10:58:32.400
3 -	22.866	155.3	29.241		38.633	144.9	1:30.740	86.48	1.770	11:00:03.140
4 -	22.729	159.4	28.857		37.384	145.2	1:28.970 (1)	88.21		11:01:32.110
5 -	24.747	147.1	30.914		IN PIT		13:54.602 P	9.40	12:25.632	11:15:26.712
6 -	OUTLAP	150.8	29.853		38.385	145.2	1:34.942	82.66	5.972	11:17:01.654
7 -	22.828	156.7	29.138		38.365	146.2	1:30.331	86.88	1.361	11:18:31.985
8 -	22.882	156.0	28.821		39.797	146.2	1:31.500 D	85.77	2.530	11:20:03.485
9 -	22.882	156.7	28.948		37.475	145.5	1:29.305 (3)	87.87	0.335	11:21:32.790
10 -	22.703	157.9	28.798		37.621	147.1	1:29.122 (2)	88.05	0.152	11:23:01.912
11 -	26.847	117.3	31.667		IN PIT		2:24.137 P	54.44	55.167	11:25:26.049

QUALIFYING - SECTOR ANALYSIS



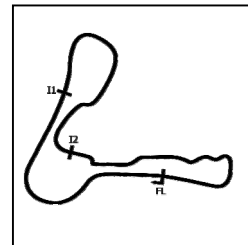
SECTOR 1 = FL to I1, SECTOR 2 = I1 to I2, SECTOR 3 = I2 to FL, DIFF = Difference To Personal Best Lap, P = Crossed Finish Line in Pit Lane, D = Time Disallowed

P11 51		Brayden ELLIOTT			Honda - CFS Filtration No Bull Racing					
IDEAL LAP TIME : 1:28.815		BEST LAP TIME : 1:29.004			DIFFERENCE : 0.189					
LAP	SECTOR 1		SECTOR 2		SECTOR 3		LAP TIME	MPH	DIFF	TIME OF DAY
1 -	23.464	151.4	29.605	38.197	144.6	1:31.266	85.99	2.262	10:58:30.113	
2 -	23.029	154.2	29.825	37.885	144.9	1:30.739	86.49	1.735	11:00:00.852	
3 -	22.733	160.5	28.663	37.640	145.8	1:29.036 (2)	88.14	0.032	11:01:29.888	
4 -	22.760	160.1	28.678	37.566	145.5	1:29.004 (1)	88.17		11:02:58.892	
5 -	OUTLAP				141.2	6:41.709	19.53	5:12.705	11:09:40.601	
6 -	23.078	159.0	29.204	37.755	145.2	1:30.037	87.16	1.033	11:11:10.638	
7 -	OUTLAP				145.2	2:25.629	53.89	56.625	11:13:36.267	
8 -	22.838	160.1	28.863	37.708	145.8	1:29.409	87.77	0.405	11:15:05.676	
9 -	22.754	158.2	28.690	37.593	146.2	1:29.037 (3)	88.14	0.033	11:16:34.713	
10 -	OUTLAP				145.5	3:50.314	34.07	2:21.310	11:20:25.027	
11 -	22.626	159.0	28.846	38.287	145.5	1:29.759	87.43	0.755	11:21:54.786	
12 -	22.928	156.7	28.623	37.594	146.2	1:29.145	88.03	0.141	11:23:23.931	
13 -	22.784	157.9	28.780	37.883	145.2	1:29.447	87.73	0.443	11:24:53.378	

P12 55		Ash BEECH			Honda - Jones Dorling Racing					
IDEAL LAP TIME : 1:28.531		BEST LAP TIME : 1:29.079			DIFFERENCE : 0.548					
LAP	SECTOR 1		SECTOR 2		SECTOR 3		LAP TIME	MPH	DIFF	TIME OF DAY
1 -	24.775	147.8	30.665	39.099	143.7	1:34.539	83.01	5.460	10:59:34.154	
2 -	23.172	156.4	29.747	38.344	143.7	1:31.263	85.99	2.184	11:01:05.417	
3 -	22.936	156.0	29.202	37.903	145.5	1:30.041	87.16	0.962	11:02:35.458	
4 -	23.649	146.8	30.010	38.847	142.7	1:32.506	84.83	3.427	11:04:07.964	
5 -	OUTLAP				145.5	5:33.149	23.55	4:04.070	11:09:41.113	
6 -	22.943	155.7	29.427	38.038	144.9	1:30.408	86.80	1.329	11:11:11.521	
7 -	22.433	157.5	30.729	51.025	145.2	1:44.187	75.32	15.108	11:12:55.708	
8 -	22.611	159.4	28.710	37.775	144.6	1:29.096 (2)	88.08	0.017	11:14:24.804	
9 -	22.698	156.7	28.866	37.963	144.9	1:29.527 (3)	87.66	0.448	11:15:54.331	
10 -	28.299	89.8	34.637	45.490	145.2	1:48.426	72.38	19.347	11:17:42.757	
11 -	22.678	158.6	29.152	37.839	144.3	1:29.669	87.52	0.590	11:19:12.426	
12 -	22.725	155.3	28.966	37.388	145.2	1:29.079 (1)	88.10		11:20:41.505	
13 -	24.410	136.6	35.773	43.793	144.9	1:43.976	75.47	14.897	11:22:25.481	
14 -	23.325	153.5	29.540	38.158	143.7	1:31.023	86.22	1.944	11:23:56.504	
15 -	22.811	156.7	28.843	39.615	140.3	1:31.269	85.98	2.190	11:25:27.773	

P13 8		Lewis ROLLO			Honda - Milenco by Padgetts Motorcycles					
IDEAL LAP TIME : 1:29.356		BEST LAP TIME : 1:29.437			DIFFERENCE : 0.081					
LAP	SECTOR 1		SECTOR 2		SECTOR 3		LAP TIME	MPH	DIFF	TIME OF DAY
1 -	OUTLAP				143.3	2:13.353	58.85	43.916	10:59:53.834	
2 -	23.014	156.0	29.213	37.998	143.3	1:30.225	86.98	0.788	11:01:24.059	
3 -	22.698	159.4	28.944	37.983	144.6	1:29.625 (2)	87.56	0.188	11:02:53.684	
4 -	22.794	159.0	29.058	37.914	144.6	1:29.766	87.42	0.329	11:04:23.450	
5 -	22.660	161.3	28.996	38.056	143.3	1:29.712 (3)	87.48	0.275	11:05:53.162	
6 -	OUTLAP				142.1	5:15.015	24.91	3:45.578	11:11:08.177	
7 -	22.887	158.2	29.011	37.936	145.8	1:29.834	87.36	0.397	11:12:38.011	
8 -	22.978	159.4	28.965	37.880	144.6	1:29.823	87.37	0.386	11:14:07.834	
9 -	22.737	159.7	28.862	37.838	144.3	1:29.437 (1)	87.74		11:15:37.271	
10 -	OUTLAP				143.7	3:40.266	35.62	2:10.829	11:19:17.537	
11 -	22.915	158.2	29.038	37.834	145.2	1:29.787	87.40	0.350	11:20:47.324	
12 -	22.810	160.9	29.178	38.209	144.9	1:30.197	87.01	0.760	11:22:17.521	
13 -	22.759	159.0	29.500	42.787	144.9	1:35.046	82.57	5.609	11:23:52.567	
14 -	22.771	160.5	29.039	38.147	145.8	1:29.957	87.24	0.520	11:25:22.524	

QUALIFYING - SECTOR ANALYSIS



SECTOR 1 = FL to I1, SECTOR 2 = I1 to I2, SECTOR 3 = I2 to FL, DIFF = Difference To Personal Best Lap, P = Crossed Finish Line in Pit Lane, D = Time Disallowed

P14 94		Max STANTON			BMW - PHR Performance					
IDEAL LAP TIME : 1:29.396		BEST LAP TIME : 1:29.472			DIFFERENCE : 0.076					
LAP	SECTOR 1		SECTOR 2		SECTOR 3		LAP TIME	MPH	DIFF	TIME OF DAY
1 -	24.518	140.6	31.621	39.109	144.6	1:35.248	82.39	5.776	10:57:16.865	
2 -	23.506	155.7	29.944	38.395	145.2	1:31.845	85.44	2.373	10:58:48.710	
3 -	23.205	156.0	29.459	38.101	140.3	1:30.765	86.46	1.293	11:00:19.475	
4 -	OUTLAP				142.7	2:32.314	51.52	1:02.842	11:02:51.789	
5 -	25.023	114.7	30.901	38.528	143.3	1:34.452	83.09	4.980	11:04:26.241	
6 -	23.087	157.5	29.474	37.972	144.3	1:30.533 (3)	86.68	1.061	11:05:56.774	
7 -	OUTLAP				139.2	7:32.286	17.35	6:02.814	11:13:29.060	
8 -	26.363	136.6	33.125	40.385	145.2	1:39.873	78.58	10.401	11:15:08.933	
9 -	23.852	154.9	29.803	38.253	146.8	1:31.908	85.39	2.436	11:16:40.841	
10 -	22.861	159.4	29.048	38.732	146.5	1:30.641	86.58	1.169	11:18:11.482	
11 -	22.937	159.4	28.988	37.547	145.8	1:29.472 (1)	87.71		11:19:40.954	
12 -	27.329	118.3	30.522	38.440	144.9	1:36.291	81.50	6.819	11:21:17.245	
13 -	22.867	158.6	29.157	37.988	146.2	1:30.012 (2)	87.18	0.540	11:22:47.257	
14 -	23.287	145.2	29.884	38.817	144.9	1:31.988	85.31	2.516	11:24:19.245	
15 -	22.994	158.6	29.725	39.572	125.9	1:32.291	85.03	2.819	11:25:51.536	

P15 27		Bjorn ESTMENT			Suzuki - Specsavers Suzuki by Hawk Racing					
IDEAL LAP TIME : 1:29.429		BEST LAP TIME : 1:29.620			DIFFERENCE : 0.191					
LAP	SECTOR 1		SECTOR 2		SECTOR 3		LAP TIME	MPH	DIFF	TIME OF DAY
1 -	24.898	145.5	31.626	41.011	142.4	1:37.535	80.46	7.915	10:57:32.359	
2 -	23.433	153.2	29.608	38.518	143.3	1:31.559	85.71	1.939	10:59:03.918	
3 -	24.157	150.4	30.903	47.049	142.7	1:42.109	76.85	12.489	11:00:46.027	
4 -	23.156	157.1	29.127	38.242	144.0	1:30.525	86.69	0.905	11:02:16.552	
5 -	24.056	142.4	30.702	IN PIT		7:20.724 P	17.80	5:51.104	11:09:37.276	
6 -	OUTLAP	134.7	32.089	40.370	143.3	1:45.074	74.69	15.454	11:11:22.350	
7 -	22.784	154.9	28.942	37.900	145.2	1:29.626 (2)	87.56	0.006	11:12:51.976	
8 -	22.786	156.0	29.188	IN PIT		1:41.020 P	77.68	11.400	11:14:32.996	
9 -	OUTLAP	150.8	30.009	39.237	144.9	1:36.178	81.59	6.558	11:16:09.174	
10 -	22.761	157.1	29.015	37.844	144.0	1:29.620 (1)	87.57		11:17:38.794	
11 -	23.401	152.8	29.086	39.032	144.6	1:31.519	85.75	1.899	11:19:10.313	
12 -	22.908	154.9	29.227	37.726	144.6	1:29.861 (3)	87.33	0.241	11:20:40.174	
13 -	24.757	114.9	33.553	IN PIT		1:56.240 P	67.51	26.620	11:22:36.414	
14 -	OUTLAP	140.9	37.290	42.229	144.9	1:51.312	70.50	21.692	11:24:27.726	

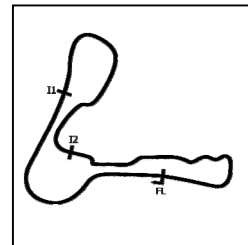
P16 24		Conor CUMMINS			Honda - Milenco by Padgetts Motorcycles					
IDEAL LAP TIME : 1:29.881		BEST LAP TIME : 1:30.013			DIFFERENCE : 0.132					
LAP	SECTOR 1		SECTOR 2		SECTOR 3		LAP TIME	MPH	DIFF	TIME OF DAY
1 -	26.356	107.3	33.930	39.436	142.7	1:39.722	78.69	9.709	10:59:22.510	
2 -	23.278	157.9	29.868	38.662	143.3	1:31.808	85.48	1.795	11:00:54.318	
3 -	OUTLAP				130.8	7:14.494	18.06	5:44.481	11:08:08.812	
4 -	25.887	100.7	35.035	38.953	143.0	1:39.875	78.57	9.862	11:09:48.687	
5 -	23.118	157.5	31.553	49.832	144.3	1:44.503	75.09	14.490	11:11:33.190	
6 -	22.805	155.7	34.497	52.637	145.2	1:49.939	71.38	19.926	11:13:23.129	
7 -	22.834	154.6	29.265	37.914	143.7	1:30.013 (1)	87.18		11:14:53.142	
8 -	OUTLAP				143.0	4:24.793	29.63	2:54.780	11:19:17.935	
9 -	23.073	154.6	29.481	38.450	144.0	1:31.004 (3)	86.23	0.991	11:20:48.939	
10 -	22.832	157.5	29.162	38.151	143.3	1:30.145 (2)	87.06	0.132	11:22:19.084	
11 -	23.027	151.1	34.192	44.049	143.7	1:41.268	77.49	11.255	11:24:00.352	
12 -	23.066	155.7	31.910	40.921	132.6	1:35.897	81.83	5.884	11:25:36.249	

MCRCB BULLETIN TK108

2022 Bennetts British Superbike Championship - Round 7

2022 Pirelli National Superstock Championship with MotoNovo

QUALIFYING - SECTOR ANALYSIS



SECTOR 1 = FL to I1, SECTOR 2 = I1 to I2, SECTOR 3 = I2 to FL, DIFF = Difference To Personal Best Lap, P = Crossed Finish Line in Pit Lane, D = Time Disallowed

P17 57		Levi DAY		Suzuki - Powerslide Motorcycles Racing						
IDEAL LAP TIME : 1:29.769		BEST LAP TIME : 1:30.040		DIFFERENCE : 0.271						
LAP	SECTOR 1		SECTOR 2		SECTOR 3		LAP TIME	MPH	DIFF	TIME OF DAY
1 -	24.167	150.4	30.766	39.332	141.5	1:34.265	83.25	4.225	10:57:06.132	
2 -	23.167	156.7	29.316	38.294	142.7	1:30.777	86.45	0.737	10:58:36.909	
3 -	22.989	159.4	29.104	38.143	143.3	1:30.236	86.97	0.196	11:00:07.145	
4 -	22.951	158.6	28.875	38.266	142.7	1:30.092 (3)	87.11	0.052	11:01:37.237	
5 -	OUTLAP				135.8	5:42.320	22.92	4:12.280	11:07:19.557	
6 -	24.019	153.2	30.368	38.905	142.1	1:33.292	84.12	3.252	11:08:52.849	
7 -	23.168	157.5	29.091	43.769	142.4	1:36.028	81.72	5.988	11:10:28.877	
8 -	23.122	157.1	28.871	40.539	142.7	1:32.532	84.81	2.492	11:12:01.409	
9 -	22.951	157.9	29.075	38.014	144.0	1:30.040 (1)	87.16		11:13:31.449	
10 -	22.913	158.2	35.421	42.738	143.0	1:41.072	77.64	11.032	11:15:12.521	
11 -	23.040	158.6	29.056	38.185	143.7	1:30.281	86.92	0.241	11:16:42.802	
12 -	27.317	100.9	31.578	38.342	144.3	1:37.237	80.71	7.197	11:18:20.039	
13 -	23.054	156.0	29.323	38.905	144.0	1:31.282	85.97	1.242	11:19:51.321	
14 -	23.059	157.9	29.019	37.985	144.0	1:30.063 (2)	87.13	0.023	11:21:21.384	
15 -	27.634	99.4	33.486	38.249	143.7	1:39.369	78.97	9.329	11:23:00.753	
16 -	22.931	157.5	29.266	38.202	142.7	1:30.399	86.81	0.359	11:24:31.152	
17 -	25.997	127.8	31.321	41.569	121.7	1:38.887	79.36	8.847	11:26:10.039	

P18 59		Matt TRUELOVE		Aprilia - IN Competition / Aprilia						
IDEAL LAP TIME : 1:30.039		BEST LAP TIME : 1:30.048		DIFFERENCE : 0.009						
LAP	SECTOR 1		SECTOR 2		SECTOR 3		LAP TIME	MPH	DIFF	TIME OF DAY
1 -	23.875	153.5	30.076	39.380	143.0	1:33.331	84.08	3.283	10:57:34.131	
2 -	23.164	158.6	29.308	38.429	144.3	1:30.901 (2)	86.33	0.853	10:59:05.032	
3 -	23.105	156.4	29.449	38.586	142.7	1:31.140 (3)	86.11	1.092	11:00:36.172	
4 -	23.098	159.0	29.240	42.965	142.4	1:35.303	82.34	5.255	11:02:11.475	
5 -	22.950	158.6	29.173	39.330	133.1	1:31.453	85.81	1.405	11:03:42.928	
6 -	OUTLAP				146.2	5:59.238	21.84	4:29.190	11:09:42.166	
7 -	23.364	156.7	29.392	38.634	143.3	1:31.390	85.87	1.342	11:11:13.556	
8 -	22.831	159.4	29.074	38.143	144.9	1:30.048 (1)	87.15		11:12:43.604	
9 -	26.850	100.4	30.523	38.570	144.6	1:35.943	81.79	5.895	11:14:19.547	

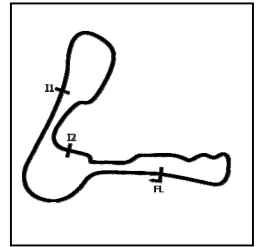
P19 19		Joe TALBOT		Kawasaki - Cheshire Mouldings Kawasaki by JR Performance						
IDEAL LAP TIME : 1:29.902		BEST LAP TIME : 1:30.068		DIFFERENCE : 0.166						
LAP	SECTOR 1		SECTOR 2		SECTOR 3		LAP TIME	MPH	DIFF	TIME OF DAY
1 -	24.656	151.8	30.511	42.061	114.9	1:37.228	80.71	7.160	10:57:29.902	
2 -	27.365	130.3	30.082	38.290	141.8	1:35.737	81.97	5.669	10:59:05.639	
3 -	23.266	156.0	29.556	38.405	142.4	1:31.227	86.02	1.159	11:00:36.866	
4 -	23.254	152.8	29.391	39.378	140.6	1:32.023	85.28	1.955	11:02:08.889	
5 -	OUTLAP				142.4	6:21.243	20.58	4:51.175	11:08:30.132	
6 -	23.262	155.7	28.939	37.867	141.8	1:30.068 (1)	87.13		11:10:00.200	
7 -	23.243	155.7	29.347	38.324	143.0	1:30.914	86.32	0.846	11:11:31.114	
8 -	23.142	154.6	29.185	38.133	143.0	1:30.460	86.75	0.392	11:13:01.574	
9 -	26.913	106.5	33.965	51.377	143.3	1:52.255	69.91	22.187	11:14:53.829	
10 -	OUTLAP				114.9	4:00.629	32.61	2:30.561	11:18:54.458	
11 -	24.036	152.1	29.513	41.632	143.7	1:35.181	82.45	5.113	11:20:29.639	
12 -	23.268	153.9	29.136	37.920	141.5	1:30.324 (3)	86.88	0.256	11:21:59.963	
13 -	23.143	153.2	29.118	37.821	145.5	1:30.082 (2)	87.12	0.014	11:23:30.045	
14 -	25.105	140.6	35.405	38.288	143.3	1:38.798	79.43	8.730	11:25:08.843	

MCRCB BULLETIN TK108

2022 Bennetts British Superbike Championship - Round 7

2022 Pirelli National Superstock Championship with MotoNovo

QUALIFYING - SECTOR ANALYSIS



SECTOR 1 = FL to I1, SECTOR 2 = I1 to I2, SECTOR 3 = I2 to FL, DIFF = Difference To Personal Best Lap, P = Crossed Finish Line in Pit Lane, D = Time Disallowed

P20 99		Ben LUXTON				BMW - Team XG Racing				
IDEAL LAP TIME : 1:30.104		BEST LAP TIME : 1:30.133		DIFFERENCE : 0.029						
LAP	SECTOR 1		SECTOR 2		SECTOR 3		LAP TIME	MPH	DIFF	TIME OF DAY
1 -	24.002	152.5	30.345	39.009	144.6	1:33.356	84.06	3.223	10:57:06.506	
2 -	23.602	154.6	29.655	38.489	144.6	1:31.746	85.54	1.613	10:58:38.252	
3 -	23.315	151.4	29.629	38.569	144.6	1:31.513 (3)	85.75	1.380	11:00:09.765	
4 -	26.093	125.9	32.231	50.122	142.4	1:48.446	72.36	18.313	11:01:58.211	
5 -	23.577	154.9	29.782	42.250	143.7	1:35.609	82.08	5.476	11:03:33.820	
6 -	23.351	154.6	29.679	38.735	143.3	1:31.765	85.52	1.632	11:05:05.585	
7 -	OUTLAP				144.9	4:36.157	28.41	3:06.024	11:09:41.742	
8 -	23.457	154.9	29.950	38.639	147.4	1:32.046	85.26	1.913	11:11:13.788	
9 -	23.028	156.0	29.261	37.844	147.4	1:30.133 (1)	87.07		11:12:43.921	
10 -	26.980	111.6	30.879	38.612	144.9	1:36.471	81.35	6.338	11:14:20.392	
11 -	23.202	154.6	30.082	45.784	145.8	1:39.068	79.21	8.935	11:15:59.460	
12 -	OUTLAP				143.7	4:26.333	29.46	2:56.200	11:20:25.793	
13 -	23.312	155.3	29.539	38.504	143.7	1:31.355 (2)	85.90	1.222	11:21:57.148	
14 -	26.695	117.5	31.102	38.977	145.2	1:36.774	81.09	6.641	11:23:33.922	
15 -	23.378	154.9	32.775	39.312	145.8	1:35.465	82.20	5.332	11:25:09.387	

P21 44		Jack NIXON				BMW - FHO Racing with Kobelco				
IDEAL LAP TIME : 1:30.632		BEST LAP TIME : 1:30.660		DIFFERENCE : 0.028						
LAP	SECTOR 1		SECTOR 2		SECTOR 3		LAP TIME	MPH	DIFF	TIME OF DAY
1 -	24.815	138.9	30.802	40.532	144.3	1:36.149	81.62	5.489	10:57:31.674	
2 -	23.214	158.6	29.542	38.158	144.9	1:30.914 (3)	86.32	0.254	10:59:02.588	
3 -	23.083	159.0	29.478	38.245	146.5	1:30.806 (2)	86.42	0.146	11:00:33.394	
4 -	23.100	155.7	29.489	38.071	146.5	1:30.660 (1)	86.56		11:02:04.054	
5 -	OUTLAP				148.1	6:08.252	21.31	4:37.592	11:08:12.306	
6 -	25.664	101.0	31.069	45.056	115.1	1:41.789	77.10	11.129	11:09:54.095	

P22 2		TJ TOMS				Kawasaki - Platform Hire Racing				
IDEAL LAP TIME : 1:30.379		BEST LAP TIME : 1:30.744		DIFFERENCE : 0.365						
LAP	SECTOR 1		SECTOR 2		SECTOR 3		LAP TIME	MPH	DIFF	TIME OF DAY
1 -	24.506	140.9	30.856	39.197	143.3	1:34.559	82.99	3.815	10:58:13.761	
2 -	23.321	151.1	29.723	38.657	144.9	1:31.701	85.58	0.957	10:59:45.462	
3 -	23.393	156.7	29.536	38.566	143.0	1:31.495	85.77	0.751	11:01:16.957	
4 -	23.258	154.6	29.692	38.703	143.3	1:31.653	85.62	0.909	11:02:48.610	
5 -	23.064	156.0	29.350	38.594	141.2	1:31.008	86.23	0.264	11:04:19.618	
6 -	OUTLAP				143.3	6:49.387	19.17	5:18.643	11:11:09.005	
7 -	23.274	157.1	29.357	38.241	142.4	1:30.872 (3)	86.36	0.128	11:12:39.877	
8 -	22.973	158.2	29.242	39.299	144.0	1:31.514	85.75	0.770	11:14:11.391	
9 -	23.585	150.4	29.607	38.314	142.7	1:31.506	85.76	0.762	11:15:42.897	
10 -	23.077	158.6	29.310	38.406	139.2	1:30.793 (2)	86.43	0.049	11:17:13.690	
11 -	OUTLAP				144.3	5:02.020	25.98	3:31.276	11:22:15.710	
12 -	23.253	157.1	29.366	38.813	147.1	1:31.432	85.83	0.688	11:23:47.142	
13 -	23.100	159.4	29.165	38.479	144.6	1:30.744 (1)	86.48		11:25:17.886	

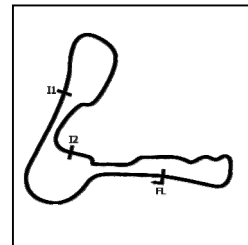
P23 23		Max SYMONDS				BMW - Max Symonds Racing				
IDEAL LAP TIME : 1:31.023		BEST LAP TIME : 1:31.096		DIFFERENCE : 0.073						
LAP	SECTOR 1		SECTOR 2		SECTOR 3		LAP TIME	MPH	DIFF	TIME OF DAY
1 -	23.907	149.1	30.282	39.084	142.1	1:33.273	84.14	2.177	10:57:06.744	
2 -	23.573	151.1	29.709	42.710	140.6	1:35.992	81.75	4.896	10:58:42.736	
3 -	23.464	154.6	29.833	38.951	141.2	1:32.248	85.07	1.152	11:00:14.984	
4 -	OUTLAP				141.8	9:27.038	13.84	7:55.942	11:09:42.022	
5 -	23.401	152.1	30.016	38.979	143.0	1:32.396	84.93	1.300	11:11:14.418	
6 -	23.196	154.2	29.465	38.435	143.0	1:31.096 (1)	86.15		11:12:45.514	
7 -	25.713	104.8	30.741	38.981	142.7	1:35.435	82.23	4.339	11:14:20.949	
8 -	23.123	153.9	29.507	38.842	141.5	1:31.472 (2)	85.79	0.376	11:15:52.421	
9 -	OUTLAP				141.8	4:33.573	28.68	3:02.477	11:20:25.994	
10 -	23.493	151.8	29.794	38.702	141.5	1:31.989	85.31	0.893	11:21:57.983	
11 -	23.445	153.9	29.706	38.764	140.9	1:31.915 (3)	85.38	0.819	11:23:29.898	
12 -	23.724	152.1	30.716	41.769	122.4	1:36.209	81.57	5.113	11:25:06.107	

MCRCB BULLETIN TK108

2022 Bennetts British Superbike Championship - Round 7

2022 Pirelli National Superstock Championship with MotoNovo

QUALIFYING - SECTOR ANALYSIS



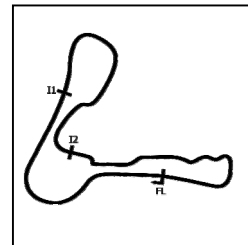
SECTOR 1 = FL to I1, SECTOR 2 = I1 to I2, SECTOR 3 = I2 to FL, DIFF = Difference To Personal Best Lap, P = Crossed Finish Line in Pit Lane, D = Time Disallowed

P24 25		Jorel BOERBOOM			Kawasaki - G&S Bict Groep Racing				
IDEAL LAP TIME : 1:31.332		BEST LAP TIME : 1:31.428			DIFFERENCE : 0.096				
LAP	SECTOR 1	SECTOR 2	SECTOR 3	LAP TIME	MPH	DIFF	TIME OF DAY		
1 -	24.274	152.1	30.411	39.440	141.8	1:34.125	83.37	2.697	10:57:07.880
2 -	23.669	156.4	30.097	39.218	141.8	1:32.984	84.40	1.556	10:58:40.864
3 -	23.783	156.0	39.542	41.014	142.1	1:44.339	75.21	12.911	11:00:25.203
4 -	23.997	154.9	30.220	39.641	141.5	1:33.858	83.61	2.430	11:01:59.061
5 -	23.535	154.9	29.834	38.753	140.9	1:32.122	85.19	0.694	11:03:31.183
6 -	OUTLAP				142.1	7:38.263	17.12	6:06.835	11:11:09.446
7 -	23.938	154.2	30.700	39.282	140.6	1:33.920	83.56	2.492	11:12:43.366
8 -	23.655	155.7	29.540	38.642	141.5	1:31.837 (2)	85.45	0.409	11:14:15.203
9 -	23.430	155.7	29.805	38.898	140.6	1:32.133	85.18	0.705	11:15:47.336
10 -	23.589	156.0	29.600	46.358	139.2	1:39.547	78.83	8.119	11:17:26.883
11 -	24.315	153.2	29.853	39.183	140.6	1:33.351	84.07	1.923	11:19:00.234
12 -	23.642	154.9	29.580	38.738	140.9	1:31.960 (3)	85.34	0.532	11:20:32.194
13 -	23.436	155.7	29.610	39.044	140.9	1:32.090	85.22	0.662	11:22:04.284
14 -	23.377	156.4	40.594	38.801	140.6	1:42.772	76.36	11.344	11:23:47.056
15 -	23.473	156.0	29.349	38.606	140.9	1:31.428 (1)	85.83		11:25:18.484

P25 30		Rob McNEALY			BMW - McNealy Brown				
IDEAL LAP TIME : 1:31.235		BEST LAP TIME : 1:31.522			DIFFERENCE : 0.287				
LAP	SECTOR 1	SECTOR 2	SECTOR 3	LAP TIME	MPH	DIFF	TIME OF DAY		
1 -	24.672	144.0	31.425	40.183	136.6	1:36.280	81.51	4.758	10:57:21.745
2 -	23.794	152.5	30.079	38.916	140.1	1:32.789	84.57	1.267	10:58:54.534
3 -	24.286	143.7	30.568	IN PIT		5:29.847 P	23.79	3:58.325	11:04:24.381
4 -	OUTLAP	148.7	29.866	38.740	140.6	1:39.175	79.13	7.653	11:06:03.556
5 -	23.281	152.1	29.909	39.759	139.5	1:32.949	84.43	1.427	11:07:36.505
6 -	23.568	152.1	29.448	38.506	140.9	1:31.522 (1)	85.75		11:09:08.027
7 -	24.597	140.1	30.538	IN PIT		3:42.629 P	35.25	2:11.107	11:12:50.656
8 -	OUTLAP	132.3	31.765	43.904	140.1	1:56.667	67.26	25.145	11:14:47.323
9 -	23.478	152.8	29.905	39.027	138.3	1:32.410 (3)	84.92	0.888	11:16:19.733
10 -	23.518	150.8	31.279	IN PIT		2:34.997 P	50.63	1:03.475	11:18:54.730
11 -	OUTLAP	151.1	29.770	38.757	140.6	1:40.608	78.00	9.086	11:20:35.338
12 -	23.554	151.8	29.882	39.010	140.1	1:32.446	84.89	0.924	11:22:07.784
13 -	23.472	150.4	29.874	39.058	138.9	1:32.404 (2)	84.93	0.882	11:23:40.188
14 -	23.405	151.4	30.373	39.212	134.7	1:32.990	84.39	1.468	11:25:13.178

P26 17		Matty WHELAN			Suzuki - ATS Racing				
IDEAL LAP TIME : 1:31.364		BEST LAP TIME : 1:31.646			DIFFERENCE : 0.282				
LAP	SECTOR 1	SECTOR 2	SECTOR 3	LAP TIME	MPH	DIFF	TIME OF DAY		
1 -	24.216	152.5	30.279	39.448	137.7	1:33.943	83.54	2.297	10:57:53.469
2 -	23.612	154.9	30.221	39.648	139.5	1:33.481	83.95	1.835	10:59:26.950
3 -	23.379	155.3	30.024	39.254	138.0	1:32.657	84.70	1.011	11:00:59.607
4 -	23.495	154.6	29.600	39.058	138.3	1:32.153	85.16	0.507	11:02:31.760
5 -	23.587	154.2	29.737	38.868	137.2	1:32.192	85.12	0.546	11:04:03.952
6 -	23.543	153.5	29.524	39.195	135.8	1:32.262	85.06	0.616	11:05:36.214
7 -	OUTLAP				139.5	7:52.304	16.61	6:20.658	11:13:28.518
8 -	23.482	154.2	29.365	38.828	140.3	1:31.675 (2)	85.60	0.029	11:15:00.193
9 -	23.311	154.2	29.598	39.044	141.2	1:31.953	85.34	0.307	11:16:32.146
10 -	23.870	152.8	30.274	38.842	140.3	1:32.986	84.40	1.340	11:18:05.132
11 -	23.391	153.5	29.629	39.018	140.1	1:32.038	85.26	0.392	11:19:37.170
12 -	23.337	153.5	29.581	38.728	139.5	1:31.646 (1)	85.63		11:21:08.816
13 -	23.533	151.4	29.627	38.688	140.3	1:31.848 (3)	85.44	0.202	11:22:40.664
14 -	23.698	152.8	30.084	39.378	140.3	1:33.160	84.24	1.514	11:24:13.824
15 -	23.508	151.8	29.666	38.980	137.2	1:32.154	85.16	0.508	11:25:45.978

QUALIFYING - SECTOR ANALYSIS



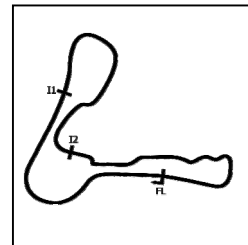
SECTOR 1 = FL to I1, SECTOR 2 = I1 to I2, SECTOR 3 = I2 to FL, DIFF = Difference To Personal Best Lap, P = Crossed Finish Line in Pit Lane, D = Time Disallowed

P27 31		Sam COX		BMW - Sam Cox Racing						
IDEAL LAP TIME : 1:32.247		BEST LAP TIME : 1:32.497		DIFFERENCE : 0.250						
LAP	SECTOR 1		SECTOR 2		SECTOR 3		LAP TIME	MPH	DIFF	TIME OF DAY
1 -	24.331	145.2	31.366	40.576	141.8	1:36.273	81.51	3.776	10:57:13.952	
2 -	23.702	148.4	30.859	40.218	142.4	1:34.779	82.80	2.282	10:58:48.731	
3 -	23.465	150.1	30.132	39.850	141.8	1:33.447	83.98	0.950	11:00:22.178	
4 -	23.542	150.4	30.078	39.698	141.5	1:33.318	84.10	0.821	11:01:55.496	
5 -	23.394	148.7	30.189	39.478	141.2	1:33.061	84.33	0.564	11:03:28.557	
6 -	OUTLAP				141.5	8:08.905	16.05	6:36.408	11:11:37.462	
7 -	23.649	146.5	30.622	40.176	141.2	1:34.447	83.09	1.950	11:13:11.909	
8 -	23.419	153.5	29.933	39.644	142.4	1:32.996	84.39	0.499	11:14:44.905	
9 -	23.403	153.9	30.023	39.245	143.7	1:32.671 (2)	84.68	0.174	11:16:17.576	
10 -	23.375	155.7	31.788	40.688	141.5	1:35.851	81.87	3.354	11:17:53.427	
11 -	23.403	151.4	30.197	39.737	142.7	1:33.337	84.08	0.840	11:19:26.764	
12 -	23.386	152.8	30.030	39.881	140.6	1:33.297	84.11	0.800	11:21:00.061	
13 -	23.290	152.1	29.712	39.495	143.3	1:32.497 (1)	84.84		11:22:32.558	
14 -	23.603	148.7	29.988	39.711	142.1	1:33.302	84.11	0.805	11:24:05.860	
15 -	23.475	153.2	29.782	39.545	143.3	1:32.802 (3)	84.56	0.305	11:25:38.662	

P28 83		Liam MARCHANT		Kawasaki - Delkevick UK						
IDEAL LAP TIME : 1:32.457		BEST LAP TIME : 1:32.510		DIFFERENCE : 0.053						
LAP	SECTOR 1		SECTOR 2		SECTOR 3		LAP TIME	MPH	DIFF	TIME OF DAY
1 -	24.314	142.7	30.238	39.039	132.8	1:33.591	83.85	1.081	10:58:30.142	
2 -	23.757	139.5	30.177	39.195	134.4	1:33.129 (3)	84.27	0.619	11:00:03.271	
3 -	OUTLAP				130.8	8:15.025	15.85	6:42.515	11:08:18.296	
4 -	24.116	141.5	29.890	39.123	134.7	1:33.129 (3)	84.27	0.619	11:09:51.425	
5 -	23.708	144.0	29.777	39.025	135.2	1:32.510 (1)	84.83		11:11:23.935	
6 -	23.655	144.9	29.875	39.134	135.5	1:32.664 (2)	84.69	0.154	11:12:56.599	

P29 39		Max MORGAN		Kawasaki - MSS Performance						
IDEAL LAP TIME : 1:32.851		BEST LAP TIME : 1:32.865		DIFFERENCE : 0.014						
LAP	SECTOR 1		SECTOR 2		SECTOR 3		LAP TIME	MPH	DIFF	TIME OF DAY
1 -	24.403	149.7	30.810	40.988	138.9	1:36.201	81.57	3.336	10:57:50.009	
2 -	24.692	144.3	30.830	40.416	138.3	1:35.938	81.80	3.073	10:59:25.947	
3 -	23.946	151.1	30.760	40.282	137.5	1:34.988	82.62	2.123	11:01:00.935	
4 -	23.875	151.4	30.221	39.862	138.9	1:33.958	83.52	1.093	11:02:34.893	
5 -	OUTLAP				138.0	6:22.660	20.50	4:49.795	11:08:57.553	
6 -	24.200	150.8	30.456	40.296	138.0	1:34.952	82.65	2.087	11:10:32.505	
7 -	23.805	151.8	30.163	39.632	139.2	1:33.600	83.84	0.735	11:12:06.105	
8 -	24.302	144.9	31.137	40.680	138.9	1:36.119	81.64	3.254	11:13:42.224	
9 -	23.904	147.8	31.036	41.189	140.1	1:36.129	81.64	3.264	11:15:18.353	
10 -	23.744	150.8	29.917	39.700	141.2	1:33.361 (3)	84.06	0.496	11:16:51.714	
11 -	23.609	152.1	29.926	39.457	140.3	1:32.992 (2)	84.39	0.127	11:18:24.706	
12 -	23.957	150.8	31.002	41.147	138.9	1:36.106	81.66	3.241	11:20:00.812	
13 -	23.759	150.8	31.556	40.442	139.8	1:35.757	81.95	2.892	11:21:36.569	
14 -	23.617	152.8	29.785	39.463	139.5	1:32.865 (1)	84.51		11:23:09.434	

QUALIFYING - SECTOR ANALYSIS



SECTOR 1 = FL to I1, SECTOR 2 = I1 to I2, SECTOR 3 = I2 to FL, DIFF = Difference To Personal Best Lap, P = Crossed Finish Line in Pit Lane, D = Time Disallowed

P30 22		Dave MACKAY			Suzuki - True Heroes Racing				
IDEAL LAP TIME : 1:32.720		BEST LAP TIME : 1:32.903			DIFFERENCE : 0.183				
LAP	SECTOR 1		SECTOR 2	SECTOR 3		LAP TIME	MPH	DIFF	TIME OF DAY
1 -	26.143	133.1	32.568	40.777	136.1	1:39.488	78.88	6.585	10:57:27.602
2 -	24.377	144.6	30.868	39.810	136.3	1:35.055	82.56	2.152	10:59:02.657
3 -	24.275	145.2	30.599	40.496	138.3	1:35.370	82.29	2.467	11:00:38.027
4 -	24.056	139.2	30.689	39.427	139.2	1:34.172	83.33	1.269	11:02:12.199
5 -	24.054	145.5	30.513	39.546	137.2	1:34.113	83.38	1.210	11:03:46.312
6 -	24.320	144.0	30.653	39.413	137.2	1:34.386	83.14	1.483	11:05:20.698
7 -	OUTLAP				136.6	6:28.742	20.18	4:55.839	11:11:49.440
8 -	24.495	142.7	30.889	39.756	139.8	1:35.140	82.48	2.237	11:13:24.580
9 -	23.931	148.1	30.195	39.206	138.9	1:33.332 (2)	84.08	0.429	11:14:57.912
10 -	23.716	141.2	30.632	39.476	138.0	1:33.824	83.64	0.921	11:16:31.736
11 -	24.039	144.9	30.744	39.449	139.5	1:34.232	83.28	1.329	11:18:05.968
12 -	23.988	145.5	30.453	39.354	138.6	1:33.795	83.67	0.892	11:19:39.763
13 -	24.102	140.1	30.749	39.089	138.3	1:33.940	83.54	1.037	11:21:13.703
14 -	23.998	146.2	30.268	39.194	138.9	1:33.460 (3)	83.97	0.557	11:22:47.163
15 -	23.879	140.6	30.436	39.236	139.8	1:33.551	83.89	0.648	11:24:20.714
16 -	23.862	148.7	29.915	39.126	139.5	1:32.903 (1)	84.47		11:25:53.617

P31 76		Luke VERWEY			BMW - WSE Racing				
IDEAL LAP TIME : 1:33.428		BEST LAP TIME : 1:33.746			DIFFERENCE : 0.318				
LAP	SECTOR 1		SECTOR 2	SECTOR 3		LAP TIME	MPH	DIFF	TIME OF DAY
1 -	24.471	152.8	31.963	40.908	142.7	1:37.342	80.62	3.596	10:57:51.977
2 -	23.749	148.1	31.040	40.433	143.7	1:35.222	82.41	1.476	10:59:27.199
3 -	OUTLAP				142.4	5:19.113	24.59	3:45.367	11:04:46.312
4 -	24.188	155.3	30.651	39.934	143.7	1:34.773	82.80	1.027	11:06:21.085
5 -	23.550	155.3	30.505	40.038	142.7	1:34.093	83.40	0.347	11:07:55.178
6 -	23.549	146.8	30.637	39.560	143.3	1:33.746 (1)	83.71		11:09:28.924
7 -	23.401	148.1	30.740	39.882	140.3	1:34.023 (3)	83.46	0.277	11:11:02.947
8 -	23.839	148.7	30.730	39.878	145.2	1:34.447	83.09	0.701	11:12:37.394
9 -	23.852	151.8	30.467	39.571	141.8	1:33.890 (2)	83.58	0.144	11:14:11.284

P32 32		Matt VENN			Kawasaki - Unique Motorsport				
IDEAL LAP TIME : 1:39.580		BEST LAP TIME : 1:39.580			DIFFERENCE : 0.000				
LAP	SECTOR 1		SECTOR 2	SECTOR 3		LAP TIME	MPH	DIFF	TIME OF DAY
1 -	26.562	128.0	33.598	42.637	136.9	1:42.797 (3)	76.34	3.217	10:57:49.224
2 -	25.392	135.2	32.692	42.407	137.5	1:40.491 (2)	78.09	0.911	10:59:29.715
3 -	25.109	138.0	32.672	41.799	138.3	1:39.580 (1)	78.81		11:01:09.295
4 -	OUTLAP				136.6	15:05.362	8.66	13:25.782	11:16:14.657

MCRCB BULLETIN TK109

2022 Bennetts British Superbike Championship - Round 7

2022 Pirelli National Superstock Championship with MotoNovo

QUALIFYING - BEST SECTORS

SECTOR 1			SECTOR 2			SECTOR 3			IDEAL / BEST COMPARISON						
POS	NO	NAME	TIME	NO	NAME	TIME	NO	NAME	TIME	POS	NO	NAME	IDEAL	BEST	DIFF
													PERFECT LAP	1:27.639	
1	74	TODD	22.432	74	TODD	28.243	3	McCONNELL	36.964	1	74	TODD	1:27.881	1:28.001	0.120
2	55	BEECH	22.433	3	McCONNELL	28.390	86	NESBITT	36.987	2	3	McCONNELL	1:27.955	1:27.979	0.024
3	14	NEAVE	22.466	86	NESBITT	28.481	21	WARD	37.156	3	86	NESBITT	1:28.156	1:28.246	0.090
4	21	WARD	22.558	14	NEAVE	28.587	5	KERR	37.172	4	21	WARD	1:28.382	1:28.708	0.326
5	18	WINFIELD	22.568	51	ELLIOTT	28.623	74	TODD	37.206	5	5	KERR	1:28.432	1:28.497	0.065
6	3	McCONNELL	22.601	5	KERR	28.638	75	OLSEN	37.250	6	55	BEECH	1:28.531	1:29.079	0.548
7	5	KERR	22.622	75	OLSEN	28.659	40	FRANCIS	37.365	7	75	OLSEN	1:28.554	1:28.604	0.050
8	51	ELLIOTT	22.626	21	WARD	28.668	10	SHELDON-SHAW	37.384	8	14	NEAVE	1:28.596	1:28.681	0.085
9	75	OLSEN	22.645	40	FRANCIS	28.669	55	BEECH	37.388	9	18	WINFIELD	1:28.695	1:28.922	0.227
10	8	ROLLO	22.660	18	WINFIELD	28.674	18	WINFIELD	37.453	10	51	ELLIOTT	1:28.815	1:29.004	0.189
11	86	NESBITT	22.688	55	BEECH	28.710	14	NEAVE	37.543	11	40	FRANCIS	1:28.867	1:28.953	0.086
12	10	SHELDON-SHAW	22.703	10	SHELDON-SHAW	28.798	94	STANTON	37.547	12	10	SHELDON-SHAW	1:28.885	1:28.970	0.085
13	27	ESTMENT	22.761	8	ROLLO	28.862	51	ELLIOTT	37.566	13	8	ROLLO	1:29.356	1:29.437	0.081
14	24	CUMMINS	22.805	57	DAY	28.871	27	ESTMENT	37.726	14	94	STANTON	1:29.396	1:29.472	0.076
15	59	TRUELOVE	22.822	19	TALBOT	28.939	19	TALBOT	37.821	15	27	ESTMENT	1:29.429	1:29.620	0.191
16	40	FRANCIS	22.833	27	ESTMENT	28.942	8	ROLLO	37.834	16	57	DAY	1:29.769	1:30.040	0.271
17	94	STANTON	22.861	94	STANTON	28.988	99	LUXTON	37.844	17	24	CUMMINS	1:29.881	1:30.013	0.132
18	57	DAY	22.913	59	TRUELOVE	29.074	24	CUMMINS	37.914	18	19	TALBOT	1:29.902	1:30.068	0.166
19	2	TOMS	22.973	24	CUMMINS	29.162	57	DAY	37.985	19	59	TRUELOVE	1:30.039	1:30.048	0.009
20	99	LUXTON	22.999	2	TOMS	29.165	44	NIXON	38.071	20	99	LUXTON	1:30.104	1:30.133	0.029
21	44	NIXON	23.083	99	LUXTON	29.261	59	TRUELOVE	38.143	21	2	TOMS	1:30.379	1:30.744	0.365
22	23	SYMONDS	23.123	25	BOERBOOM	29.349	2	TOMS	38.241	22	44	NIXON	1:30.632	1:30.660	0.028
23	19	TALBOT	23.142	17	WHELAN	29.365	23	SYMONDS	38.435	23	23	SYMONDS	1:31.023	1:31.096	0.073
24	30	McNEALY	23.281	30	McNEALY	29.448	30	McNEALY	38.506	24	30	McNEALY	1:31.235	1:31.522	0.287
25	31	COX	23.290	23	SYMONDS	29.465	25	BOERBOOM	38.606	25	25	BOERBOOM	1:31.332	1:31.428	0.096
26	17	WHELAN	23.311	44	NIXON	29.478	17	WHELAN	38.688	26	17	WHELAN	1:31.364	1:31.646	0.282
27	25	BOERBOOM	23.377	31	COX	29.712	83	MARCHANT	39.025	27	31	COX	1:32.247	1:32.497	0.250
28	76	VERWEY	23.401	83	MARCHANT	29.777	22	MACKAY	39.089	28	83	MARCHANT	1:32.457	1:32.510	0.053
29	39	MORGAN	23.609	39	MORGAN	29.785	31	COX	39.245	29	22	MACKAY	1:32.720	1:32.903	0.183
30	83	MARCHANT	23.655	22	MACKAY	29.915	39	MORGAN	39.457	30	39	MORGAN	1:32.851	1:32.865	0.014
31	22	MACKAY	23.716	76	VERWEY	30.467	76	VERWEY	39.560	31	76	VERWEY	1:33.428	1:33.746	0.318
32	32	VENN	25.109	32	VENN	32.672	32	VENN	41.799	32	32	VENN	1:39.580	1:39.580	0.000

MCRCB BULLETIN TK110**2022 Bennetts British Superbike Championship - Round 7****2022 Pirelli National Superstock Championship with MotoNovo****QUALIFYING - BEST SPEEDS**

POS	INTERMEDIATE 1			INTERMEDIATE 2			FINISH LINE		
	NO	NAME	MPH	NO	NAME	MPH	NO	NAME	MPH
1	74	TODD	163.6				75	OLSEN	148.4
2	8	ROLLO	161.3				21	WARD	148.1
3	18	WINFIELD	160.9				44	NIXON	148.1
4	51	ELLIOTT	160.5				74	TODD	147.8
5	86	NESBITT	160.1				18	WINFIELD	147.8
6	75	OLSEN	160.1				14	NEAVE	147.4
7	3	McCONNELL	159.7				99	LUXTON	147.4
8	14	NEAVE	159.7				10	SHELDON-SHAW	147.1
9	21	WARD	159.4				2	TOMS	147.1
10	10	SHELDON-SHAW	159.4				94	STANTON	146.8
11	55	BEECH	159.4				51	ELLIOTT	146.2
12	94	STANTON	159.4				59	TRUELOVE	146.2
13	57	DAY	159.4				3	McCONNELL	145.8
14	59	TRUELOVE	159.4				5	KERR	145.8
15	2	TOMS	159.4				8	ROLLO	145.8
16	5	KERR	159.0				55	BEECH	145.5
17	44	NIXON	159.0				19	TALBOT	145.5
18	40	FRANCIS	157.9				27	ESTMENT	145.2
19	24	CUMMINS	157.9				24	CUMMINS	145.2
20	76	VERWEY	157.5				76	VERWEY	145.2
21	27	ESTMENT	157.1				40	FRANCIS	144.6
22	25	BOERBOOM	156.4				57	DAY	144.3
23	19	TALBOT	156.0				86	NESBITT	143.7
24	99	LUXTON	156.0				31	COX	143.7
25	31	COX	155.7				23	SYMONDS	143.0
26	17	WHELAN	155.3				25	BOERBOOM	142.1
27	23	SYMONDS	154.6				17	WHELAN	141.2
28	30	McNEALY	152.8				39	MORGAN	141.2
29	39	MORGAN	152.8				30	McNEALY	140.9
30	22	MACKAY	148.7				22	MACKAY	139.8
31	83	MARCHANT	144.9				32	VENN	138.3
32	32	VENN	138.0				83	MARCHANT	135.5

MCRCB BULLETIN TK111

2022 Bennetts British Superbike Championship - Round 7

2022 Pirelli National Superstock Championship with MotoNovo

QUALIFYING - STATISTICS

Competitors Started 32
Planned Start 2022-08-28 @ 10:55:00.000
Actual Start 2022-08-28 @ 10:55:01.276
Finish Time 2022-08-28 @ 11:25:01.276
Track Length 2.1800mi.
Total Laps 400
Total Distance Covered 872.0074mi.

Session Fastest Lap History

NO	NAME	LAP TIME	TIME OF DAY	LAP	VEHICLE
18	Shaun WINFIELD	1:31.231	10:57:00.809	1	Honda
14	Tim NEAVE	1:30.419	10:58:18.441	2	Yamaha
18	Shaun WINFIELD	1:29.759	10:58:30.566	2	Honda
5	Richard KERR	1:29.310	10:59:15.789	2	Honda
74	Davey TODD	1:28.930	10:59:44.083	2	Honda
74	Davey TODD	1:28.001	11:01:12.114	3	Honda
3	Billy McCONNELL	1:27.979	11:18:18.784	8	Honda

Flag History

TYPE	TIME OF DAY
GREEN	10:55:01.276
FINISH	11:25:01.276

Flag Statistics

TYPE	COUNT	TOTAL LAPS	TOTAL TIME
Green	1	17	0.000
Red	0	0	0.000
Safety Car	0	0	0.000
FCY	0	0	0.000

MCRCB BULLETIN TK112

2022 Bennetts British Superbike Championship - Round 7

2022 Pirelli National Superstock Championship with MotoNovo

QUALIFYING - SESSION NOTES

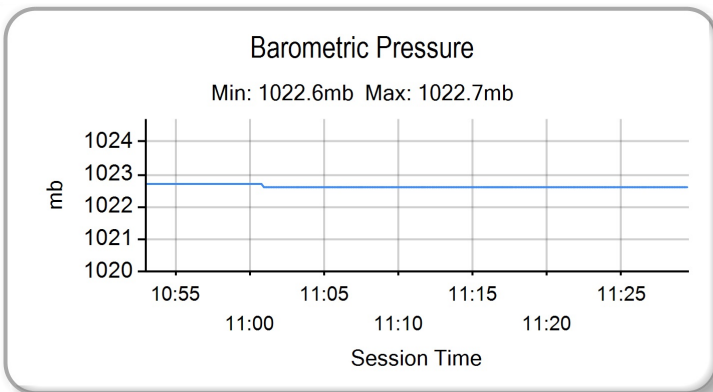
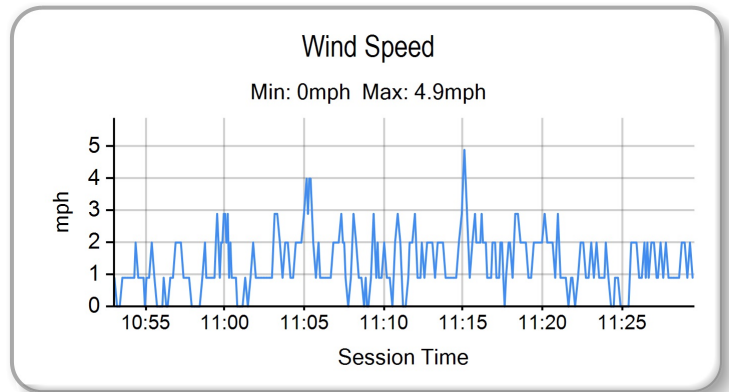
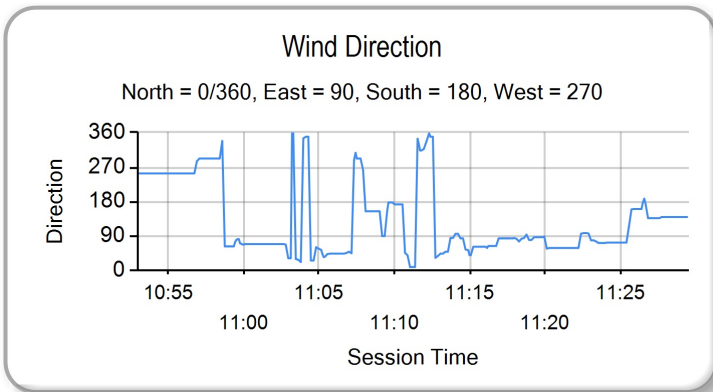
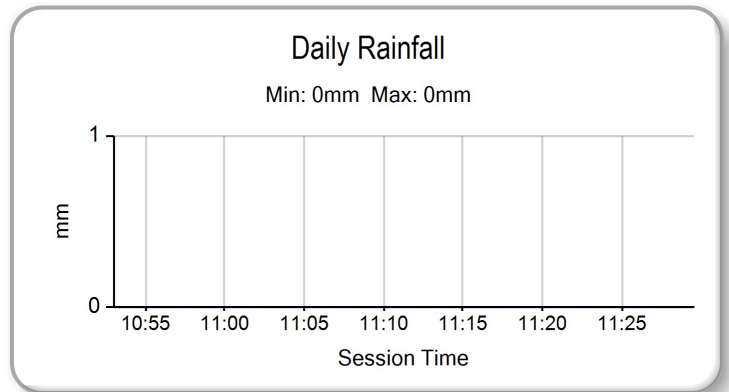
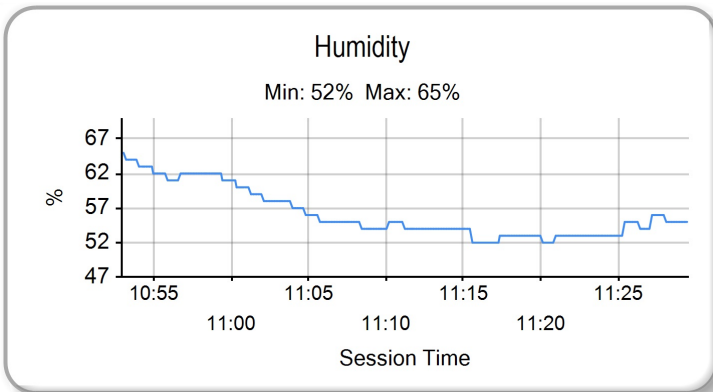
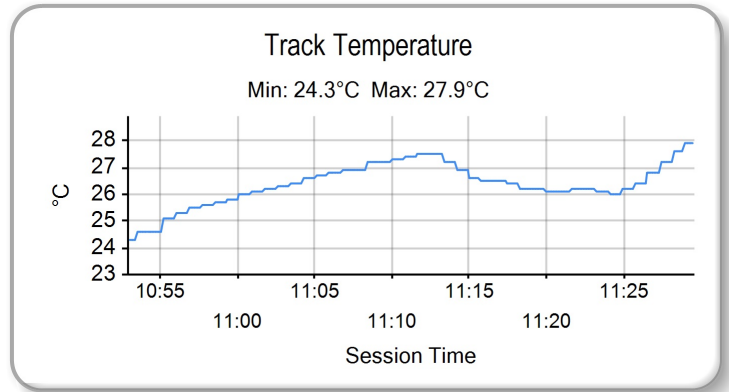
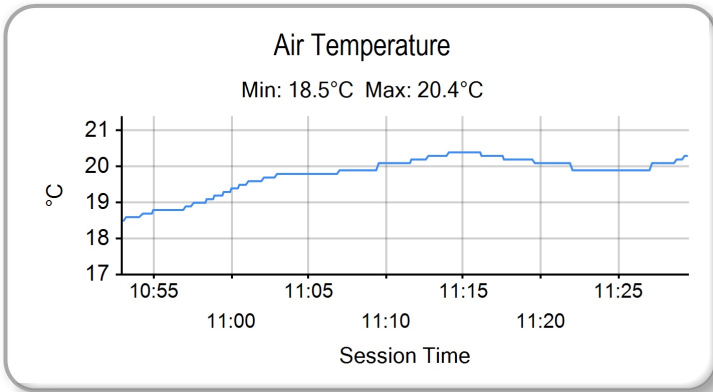
TIME	MESSAGE
11:11:12	NO. 44 FALLER AT T4 PARK CORNER - RIDER OK
11:14:21	UPDATE: 44 TO MEDICAL CENTRE END OF SESSION
11:15:50	NO. 59 FALLER AT T8 MANSFIELD - RIDER OK
11:19:41	NO. 5 FALLER AT T17 HAIRPIN - RIDER OK
11:19:46	NO. 10 - COURSE CUT AT T9-T10 - LAP TIME CANCELLED

MCRCB BULLETIN TK113

2022 Bennetts British Superbike Championship - Round 7

2022 Pirelli National Superstock Championship with MotoNovo

QUALIFYING - WEATHER CONDITIONS





ROW 11	31	1:33.746 76 Luke VERWEY	32	77 Brent HARRAN	33	69 Nadieh SCHOOTS
ROW 10			28	1:32.510 83 Liam MARCHANT	29	1:32.865 39 Max MORGAN
					30	1:32.903 22 Dave MACKAY
ROW 9	25	1:31.522 30 Rob McNEALY	26	1:31.646 17 Matty WHELAN	27	1:32.497 31 Sam COX
ROW 8			22	1:30.744 2 TJ TOMS	23	1:31.096 23 Max SYMONDS
					24	1:31.428 25 Jorel BOERBOOM
ROW 7	19	1:30.068 19 Joe TALBOT	20	1:30.133 99 Ben LUXTON	21	1:30.660 44 Jack NIXON
ROW 6			16	1:30.013 24 Conor CUMMINS	17	1:30.040 57 Levi DAY
					18	1:30.048 59 Matt TRUELOVE
ROW 5	13	1:29.437 8 Lewis ROLLO	14	1:29.472 94 Max STAINTON	15	1:29.620 27 Bjorn ESTMENT
ROW 4			10	1:28.970 10 Joe SHELDON-SHAW	11	1:29.004 51 Brayden ELLIOTT
					12	1:29.079 55 Ash BEECH
ROW 3	7	1:28.708 21 Tom WARD	8	1:28.922 18 Shaun WINFIELD	9	1:28.953 40 Joe FRANCIS
ROW 2			4	1:28.497 5 Richard KERR	5	1:28.604 75 Alex OLSEN
					6	1:28.681 14 Tim NEAVE
ROW 1	1	1:27.979 3 Billy McCONNELL	2	1:28.001 74 Davey TODD	3	1:28.246 86 Charlie NESBITT
		Pole				

Cadwell Park: 2.1800 miles

These results are provisional until the conclusion of any judicial and technical matters.

Race Director :	Stewards :	Timekeeper : Richard Evans
-----------------	------------	----------------------------

Results can be found at www.britishsuperbike.com

Printed - 11:34 Sunday, 28 August 2022





POS	NO	NAME	NAT	ENTRY	TIME	ON	LAPS	GAP	DIFF	MPH
1	86	Charlie NESBITT	GBR	Suzuki - VisionTrack Suzuki	1:28.414	6	7			88.76
2	74	Davey TODD	GBR	Honda - Milenco by Padgetts Motorcycles	1:28.880	6	6	0.466	0.466	88.29
3	3	Billy McCONNELL	AUS	Honda - C&L Fairburn Properties / Jackson Racing	1:28.914	6	6	0.500	0.034	88.26
4	10	Joe SHELDON-SHAW	GBR	Suzuki - Forward Vision Racing	1:28.978	5	7	0.564	0.064	88.20
5	51	Brayden ELLIOTT	AUS	Honda - CFS Filtration No Bull Racing	1:29.323	4	6	0.909	0.345	87.86
6	14	Tim NEAVE	GBR	Yamaha - Edwards Yamaha	1:29.376	6	7	0.962	0.053	87.80
7	21	Tom WARD	GBR	Aprilia - IN Competition / Aprilia	1:29.389	2	7	0.975	0.013	87.79
8	5	Richard KERR	IRL	Honda - AMD Motorsport	1:29.398	4	6	0.984	0.009	87.78
9	8	Lewis ROLLO	GBR	Honda - Milenco by Padgetts Motorcycles	1:29.468	5	6	1.054	0.070	87.71
10	40	Joe FRANCIS	GBR	Kawasaki - Stauff Fluid Power Kawasaki	1:29.485	5	6	1.071	0.017	87.70
11	59	Matt TRUELOVE	GBR	Aprilia - IN Competition / Aprilia	1:29.587	5	7	1.173	0.102	87.60
12	55	Ash BEECH	GBR	Honda - Jones Dorling Racing	1:29.823	5	6	1.409	0.236	87.37
13	18	Shaun WINFIELD	GBR	Honda - TAG Racing Honda	1:29.875	3	5	1.461	0.052	87.32
14	75	Alex OLSEN	GBR	BMW - FHO Racing with Kobelco	1:30.002	5	6	1.588	0.127	87.19
15	57	Levi DAY	AUS	Suzuki - Powerslide Motorcycles Racing	1:30.109	6	7	1.695	0.107	87.09
16	94	Max STAINTON	GBR	BMW - PHR Performance	1:30.177	6	6	1.763	0.068	87.02
17	19	Joe TALBOT	GBR	Kawasaki - Cheshire Mouldings Kawasaki by JR Perfor	1:30.712	4	7	2.298	0.535	86.51
18	27	Bjorn ESTMENT	RSA	Suzuki - Specsavers Suzuki by Hawk Racing	1:30.763	4	6	2.349	0.051	86.46
19	24	Conor CUMMINS	GBR	Honda - Milenco by Padgetts Motorcycles	1:30.930	4	6	2.516	0.167	86.30
20	77	Brent HARRAN	RSA	Honda - Optimum Bikes Racing	1:31.099	5	7	2.685	0.169	86.14
21	2	TJ TOMS	GBR	Kawasaki - Platform Hire Racing	1:31.159	5	7	2.745	0.060	86.09
22	17	Matty WHELAN	GBR	Suzuki - ATS Racing	1:31.423	7	7	3.009	0.264	85.84
23	99	Ben LUXTON	GBR	BMW - Team XG Racing	1:31.660	5	7	3.246	0.237	85.62
24	30	Rob McNEALY	GBR	BMW - McNealy Brown	1:31.676	2	7	3.262	0.016	85.60
25	31	Sam COX	GBR	BMW - Sam Cox Racing	1:32.260	5	7	3.846	0.584	85.06
26	25	Jorel BOERBOOM	NLD	Kawasaki - G&S Bict Groep Racing	1:32.355	5	7	3.941	0.095	84.97
27	23	Max SYMONDS	GBR	BMW - Max Symonds Racing	1:32.543	3	3	4.129	0.188	84.80
28	83	Liam MARCHANT	GBR	Kawasaki - Delkevic UK	1:33.007	4	4	4.593	0.464	84.38
29	39	Max MORGAN	GBR	Kawasaki - MSS Performance	1:33.392	5	6	4.978	0.385	84.03
30	22	Dave MACKAY	GBR	Suzuki - True Heroes Racing	1:33.737	5	6	5.323	0.345	83.72
31	76	Luke VERWEY	GBR	BMW - WSE Racing	1:34.912	4	5	6.498	1.175	82.68
32	69	Nadieh SCHOOTS	NLD	Kawasaki - Rebel Racing	1:37.291	6	6	8.877	2.379	80.66

Weather / Track : Overcast / Dry

Cadwell Park: 2.1800 miles

These results are provisional until the conclusion of any judicial and technical matters.

Date: 29/08/2022 Start: 09:35 Finish: 09:45

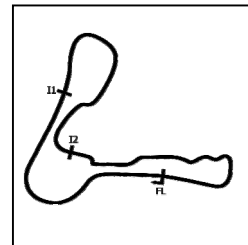
Race Director :	Clerk of Course :	Timekeeper : Richard Evans
-----------------	-------------------	----------------------------

Results can be found at www.britishsuperbike.com

Printed - 09:47 Monday, 29 August 2022



WARM UP - SECTOR ANALYSIS



SECTOR 1 = FL to I1, SECTOR 2 = I1 to I2, SECTOR 3 = I2 to FL, DIFF = Difference To Personal Best Lap, P = Crossed Finish Line in Pit Lane, D = Time Disallowed

P1 86		Charlie NESBITT		Suzuki - VisionTrack Suzuki						
IDEAL LAP TIME : 1:28.362		BEST LAP TIME : 1:28.414		DIFFERENCE : 0.052						
LAP	SECTOR 1	SECTOR 2	SECTOR 3	LAP TIME	MPH	DIFF	TIME OF DAY			
1 -	OUTLAP	156.0	30.114	38.482	140.9	1:35.450	82.22	7.036	09:36:39.856	
2 -	23.293	156.7	29.256	37.739	143.0	1:30.288	86.92	1.874	09:38:10.144	
3 -	23.141	156.7	28.812	38.106	142.7	1:30.059	87.14	1.645	09:39:40.203	
4 -	23.063	157.1	28.808	37.329	143.3	1:29.200 (3)	87.98	0.786	09:41:09.403	
5 -	22.753	157.9	28.585	37.382	143.3	1:28.720 (2)	88.45	0.306	09:42:38.123	
6 -	22.781	158.6	28.586	37.047	144.0	1:28.414 (1)	88.76		09:44:06.537	
7 -	22.730	159.0	28.775	38.317	136.9	1:29.822	87.37	1.408	09:45:36.359	

P2 74		Davey TODD		Honda - Milenco by Padgetts Motorcycles						
IDEAL LAP TIME : 1:28.793		BEST LAP TIME : 1:28.880		DIFFERENCE : 0.087						
LAP	SECTOR 1	SECTOR 2	SECTOR 3	LAP TIME	MPH	DIFF	TIME OF DAY			
1 -	23.223	159.0	29.701	38.679	146.2	1:31.603	85.67	2.723	09:37:40.332	
2 -	22.823	161.3	28.831	38.611	147.1	1:30.265	86.94	1.385	09:39:10.597	
3 -	22.995	157.1	29.738	38.617	145.8	1:31.350	85.91	2.470	09:40:41.947	
4 -	22.827	159.7	28.948	37.973	147.8	1:29.748 (3)	87.44	0.868	09:42:11.695	
5 -	22.683	162.0	28.746	37.725	147.8	1:29.154 (2)	88.02	0.274	09:43:40.849	
6 -	22.628	161.3	28.833	37.419	149.4	1:28.880 (1)	88.29		09:45:09.729	

P3 3		Billy McCONNELL		Honda - C&L Fairburn Properties / Jackson Racing						
IDEAL LAP TIME : 1:28.903		BEST LAP TIME : 1:28.914		DIFFERENCE : 0.011						
LAP	SECTOR 1	SECTOR 2	SECTOR 3	LAP TIME	MPH	DIFF	TIME OF DAY			
1 -	24.616	145.5	30.024	38.635	141.8	1:33.275	84.13	4.361	09:38:28.260	
2 -	23.127	155.3	29.075	37.894	143.0	1:30.096	87.10	1.182	09:39:58.356	
3 -	23.092	156.0	28.704	37.903	144.6	1:29.699 (3)	87.49	0.785	09:41:28.055	
4 -	22.927	156.7	28.975	37.657	145.2	1:29.559 (2)	87.63	0.645	09:42:57.614	
5 -	23.502	151.4	29.891	38.225	144.0	1:31.618	85.66	2.704	09:44:29.232	
6 -	22.932	156.7	28.710	37.272	143.7	1:28.914 (1)	88.26		09:45:58.146	

P4 10		Joe SHELDON-SHAW		Suzuki - Forward Vision Racing						
IDEAL LAP TIME : 1:28.948		BEST LAP TIME : 1:28.978		DIFFERENCE : 0.030						
LAP	SECTOR 1	SECTOR 2	SECTOR 3	LAP TIME	MPH	DIFF	TIME OF DAY			
1 -	23.288	154.9	29.835	38.964	145.8	1:32.087	85.22	3.109	09:37:00.725	
2 -	22.966	159.7	29.288	37.759	144.9	1:30.013	87.18	1.035	09:38:30.738	
3 -	22.901	157.5	29.172	37.953	145.8	1:30.026	87.17	1.048	09:40:00.764	
4 -	22.867	157.1	29.092	37.624	146.8	1:29.583 (2)	87.60	0.605	09:41:30.347	
5 -	22.897	158.2	28.838	37.243	146.8	1:28.978 (1)	88.20		09:42:59.325	
6 -	25.531	142.1	32.121	40.698	145.5	1:38.350	79.79	9.372	09:44:37.675	
7 -	22.918	157.1	29.220	37.760	146.5	1:29.898 (3)	87.29	0.920	09:46:07.573	

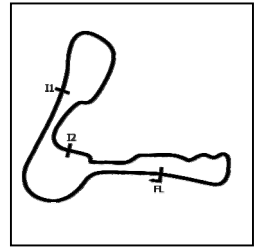
P5 51		Brayden ELLIOTT		Honda - CFS Filtration No Bull Racing						
IDEAL LAP TIME : 1:29.265		BEST LAP TIME : 1:29.323		DIFFERENCE : 0.058						
LAP	SECTOR 1	SECTOR 2	SECTOR 3	LAP TIME	MPH	DIFF	TIME OF DAY			
1 -	23.445	155.7	29.682	38.354	144.9	1:31.481	85.78	2.158	09:38:22.935	
2 -	22.921	156.7	29.204	37.920	144.3	1:30.045	87.15	0.722	09:39:52.980	
3 -	22.846	157.9	28.939	37.761	145.2	1:29.546 (2)	87.64	0.223	09:41:22.526	
4 -	22.842	156.7	28.953	37.528	145.5	1:29.323 (1)	87.86		09:42:51.849	
5 -	22.817	158.2	28.920	37.909	145.5	1:29.646 (3)	87.54	0.323	09:44:21.495	
6 -	22.936	157.1	29.091	37.887	144.6	1:29.914	87.28	0.591	09:45:51.409	

MCRCB BULLETIN TK234

2022 Bennetts British Superbike Championship - Round 7

2022 Pirelli National Superstock Championship with MotoNovo

WARM UP - SECTOR ANALYSIS



SECTOR 1 = FL to I1, SECTOR 2 = I1 to I2, SECTOR 3 = I2 to FL, DIFF = Difference To Personal Best Lap, P = Crossed Finish Line in Pit Lane, D = Time Disallowed

P6 14		Tim NEAVE		Yamaha - Edwards Yamaha						
IDEAL LAP TIME : 1:29.297		BEST LAP TIME : 1:29.376		DIFFERENCE : 0.079						
LAP	SECTOR 1	SECTOR 2	SECTOR 3	LAP TIME	MPH	DIFF	TIME OF DAY			
1 -	OUTLAP	157.1	30.339	39.121	144.9	1:39.484	78.88	10.108	09:36:42.648	
2 -	23.111	155.3	29.501	38.498	146.5	1:31.110	86.13	1.734	09:38:13.758	
3 -	22.758	156.4	28.990	38.124	145.8	1:29.872	87.32	0.496	09:39:43.630	
4 -	22.674	156.4	28.989	40.587	145.8	1:32.250	85.07	2.874	09:41:15.880	
5 -	22.804	157.5	29.016	37.807	146.2	1:29.627 (3)	87.56	0.251	09:42:45.507	
6 -	22.607	157.9	28.902	37.867	145.8	1:29.376 (1)	87.80		09:44:14.883	
7 -	22.752	156.4	28.946	37.788	144.6	1:29.486 (2)	87.70	0.110	09:45:44.369	

P7 21		Tom WARD		Aprilia - IN Competition / Aprilia						
IDEAL LAP TIME : 1:29.290		BEST LAP TIME : 1:29.389		DIFFERENCE : 0.099						
LAP	SECTOR 1	SECTOR 2	SECTOR 3	LAP TIME	MPH	DIFF	TIME OF DAY			
1 -	23.762	156.4	29.718	38.273	144.9	1:31.753	85.53	2.364	09:37:02.647	
2 -	22.907	157.9	28.981	37.501	147.4	1:29.389 (1)	87.79		09:38:32.036	
3 -	25.159	130.5	29.559	37.961	143.7	1:32.679	84.68	3.290	09:40:04.715	
4 -	23.005	155.3	29.043	37.681	145.2	1:29.729 (3)	87.46	0.340	09:41:34.444	
5 -	22.808	158.2	29.003	37.742	142.7	1:29.553 (2)	87.63	0.164	09:43:03.997	
6 -	22.932	152.5	28.997	37.832	143.7	1:29.761	87.43	0.372	09:44:33.758	
7 -	23.235	154.6	29.457	38.134	144.0	1:30.826	86.40	1.437	09:46:04.584	

P8 5		Richard KERR		Honda - AMD Motorsport						
IDEAL LAP TIME : 1:29.206		BEST LAP TIME : 1:29.398		DIFFERENCE : 0.192						
LAP	SECTOR 1	SECTOR 2	SECTOR 3	LAP TIME	MPH	DIFF	TIME OF DAY			
1 -	23.911	144.0	30.461	39.016	143.7	1:33.388	84.03	3.990	09:37:57.087	
2 -	22.968	150.4	28.979	37.828	144.0	1:29.775	87.41	0.377	09:39:26.862	
3 -	22.863	155.3	28.928	37.727	145.2	1:29.518 (3)	87.67	0.120	09:40:56.380	
4 -	22.815	154.9	28.880	37.703	144.6	1:29.398 (1)	87.78		09:42:25.778	
5 -	23.994	142.4	33.377	38.812	145.5	1:36.183	81.59	6.785	09:44:01.961	
6 -	23.040	153.5	28.756	37.635	145.2	1:29.431 (2)	87.75	0.033	09:45:31.392	

P9 8		Lewis ROLLO		Honda - Milenco by Padgetts Motorcycles						
IDEAL LAP TIME : 1:29.468		BEST LAP TIME : 1:29.468		DIFFERENCE : 0.000						
LAP	SECTOR 1	SECTOR 2	SECTOR 3	LAP TIME	MPH	DIFF	TIME OF DAY			
1 -	23.306	154.6	29.676	38.576	144.3	1:31.558	85.71	2.090	09:37:36.490	
2 -	22.913	157.1	29.472	39.286	144.9	1:31.671	85.61	2.203	09:39:08.161	
3 -	24.152	156.0	29.183	38.250	144.3	1:31.585	85.69	2.117	09:40:39.746	
4 -	22.978	158.2	29.161	37.947	145.5	1:30.086 (2)	87.11	0.618	09:42:09.832	
5 -	22.656	159.4	28.946	37.866	145.2	1:29.468 (1)	87.71		09:43:39.300	
6 -	22.930	158.2	29.173	38.092	145.8	1:30.195 (3)	87.01	0.727	09:45:09.495	

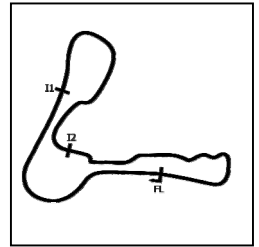
P10 40		Joe FRANCIS		Kawasaki - Stauff Fluid Power Kawasaki						
IDEAL LAP TIME : 1:29.376		BEST LAP TIME : 1:29.485		DIFFERENCE : 0.109						
LAP	SECTOR 1	SECTOR 2	SECTOR 3	LAP TIME	MPH	DIFF	TIME OF DAY			
1 -	23.514	154.6	29.262	37.854	143.3	1:30.630	86.59	1.145	09:37:49.675	
2 -	23.185	154.2	28.906	37.968	143.3	1:30.059 (3)	87.14	0.574	09:39:19.734	
3 -	23.124	154.9	28.831	37.677	143.3	1:29.632 (2)	87.55	0.147	09:40:49.366	
4 -	25.680	116.3	35.267	39.245	143.0	1:40.192	78.33	10.707	09:42:29.558	
5 -	23.065	155.7	28.739	37.681	144.0	1:29.485 (1)	87.70		09:43:59.043	
6 -	22.960	154.9	28.855	39.270	142.7	1:31.085	86.16	1.600	09:45:30.128	

MCRCB BULLETIN TK234

2022 Bennetts British Superbike Championship - Round 7

2022 Pirelli National Superstock Championship with MotoNovo

WARM UP - SECTOR ANALYSIS



SECTOR 1 = FL to I1, SECTOR 2 = I1 to I2, SECTOR 3 = I2 to FL, DIFF = Difference To Personal Best Lap, P = Crossed Finish Line in Pit Lane, D = Time Disallowed

P11 59		Matt TRUELOVE		Aprilia - IN Competition / Aprilia						
IDEAL LAP TIME : 1:29.491		BEST LAP TIME : 1:29.587		DIFFERENCE : 0.096						
LAP	SECTOR 1		SECTOR 2		SECTOR 3		LAP TIME	MPH	DIFF	TIME OF DAY
1 -	23.552	156.4	29.469	38.334	145.2	1:31.355	85.90	1.768	09:37:01.479	
2 -	22.789	158.6	29.261	38.296	145.2	1:30.346	86.86	0.759	09:38:31.825	
3 -	22.634	160.1	29.049	38.074	145.8	1:29.757 (2)	87.43	0.170	09:40:01.582	
4 -	22.620	159.7	29.086	38.098	144.9	1:29.804 (3)	87.39	0.217	09:41:31.386	
5 -	22.716	160.1	28.830	38.041	144.9	1:29.587 (1)	87.60		09:43:00.973	
6 -	24.806	120.2	31.742	38.766	144.0	1:35.314	82.33	5.727	09:44:36.287	
7 -	22.886	159.0	29.209	38.163	144.0	1:30.258	86.95	0.671	09:46:06.545	

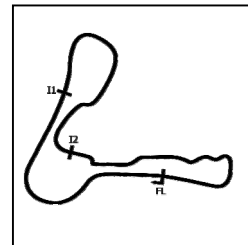
P12 55		Ash BEECH		Honda - Jones Dorling Racing						
IDEAL LAP TIME : 1:29.764		BEST LAP TIME : 1:29.823		DIFFERENCE : 0.059						
LAP	SECTOR 1		SECTOR 2		SECTOR 3		LAP TIME	MPH	DIFF	TIME OF DAY
1 -	23.716	152.5	30.082	39.277	146.5	1:33.075	84.31	3.252	09:37:06.327	
2 -	23.106	150.8	30.450	39.083	144.9	1:32.639 (3)	84.71	2.816	09:38:38.966	
3 -	22.879	154.6	29.305	IN PIT		1:55.296 P	68.06	25.473	09:40:34.262	
4 -	OUTLAP	152.5	29.520	38.129	143.7	1:39.942	78.52	10.119	09:42:14.204	
5 -	22.760	157.5	29.063	38.000	145.2	1:29.823 (1)	87.37		09:43:44.027	
6 -	22.778	157.1	29.159	37.941	144.9	1:29.878 (2)	87.31	0.055	09:45:13.905	

P13 18		Shaun WINFIELD		Honda - TAG Racing Honda						
IDEAL LAP TIME : 1:29.875		BEST LAP TIME : 1:29.875		DIFFERENCE : 0.000						
LAP	SECTOR 1		SECTOR 2		SECTOR 3		LAP TIME	MPH	DIFF	TIME OF DAY
1 -	23.358	154.9	29.671	39.223	144.3	1:32.252	85.07	2.377	09:37:00.631	
2 -	23.014	157.9	29.548	38.227	145.8	1:30.789 (2)	86.44	0.914	09:38:31.420	
3 -	22.738	158.2	29.104	38.033	145.5	1:29.875 (1)	87.32		09:40:01.295	
4 -	OUTLAP				145.2	4:03.314	32.25	2:33.439	09:44:04.609	
5 -	22.968	156.4	30.014	38.299	144.9	1:31.281 (3)	85.97	1.406	09:45:35.890	

P14 75		Alex OLSEN		BMW - FHO Racing with Kobelco						
IDEAL LAP TIME : 1:29.587		BEST LAP TIME : 1:30.002		DIFFERENCE : 0.415						
LAP	SECTOR 1		SECTOR 2		SECTOR 3		LAP TIME	MPH	DIFF	TIME OF DAY
1 -	27.225	107.7	31.792	38.608	147.8	1:37.625	80.38	7.623	09:37:19.622	
2 -	23.397	157.1	29.345	37.961	148.1	1:30.703	86.52	0.701	09:38:50.325	
3 -	22.786	159.7	29.031	38.708	148.7	1:30.525 (3)	86.69	0.523	09:40:20.850	
4 -	22.708	147.1	29.463	37.889	148.7	1:30.060 (2)	87.14	0.058	09:41:50.910	
5 -	22.667	158.6	29.209	38.126	144.6	1:30.002 (1)	87.19		09:43:20.912	
6 -	26.830	101.6	40.982	47.635	146.2	1:55.447	67.97	25.445	09:45:16.359	

P15 57		Levi DAY		Suzuki - Powerslide Motorcycles Racing						
IDEAL LAP TIME : 1:30.109		BEST LAP TIME : 1:30.109		DIFFERENCE : 0.000						
LAP	SECTOR 1		SECTOR 2		SECTOR 3		LAP TIME	MPH	DIFF	TIME OF DAY
1 -	24.301	150.4	30.816	39.805	143.3	1:34.922	82.67	4.813	09:37:14.610	
2 -	23.193	155.3	29.618	38.801	145.2	1:31.612	85.66	1.503	09:38:46.222	
3 -	24.023	151.1	29.766	38.538	144.3	1:32.327	85.00	2.218	09:40:18.549	
4 -	23.093	155.7	29.398	43.250	143.7	1:35.741	81.97	5.632	09:41:54.290	
5 -	23.111	157.9	29.295	38.303	144.6	1:30.709 (3)	86.51	0.600	09:43:24.999	
6 -	23.004	157.5	28.965	38.140	144.0	1:30.109 (1)	87.09		09:44:55.108	
7 -	23.101	158.2	29.130	38.336	144.6	1:30.567 (2)	86.65	0.458	09:46:25.675	

WARM UP - SECTOR ANALYSIS



SECTOR 1 = FL to I1, SECTOR 2 = I1 to I2, SECTOR 3 = I2 to FL, DIFF = Difference To Personal Best Lap, P = Crossed Finish Line in Pit Lane, D = Time Disallowed

P16 94		Max STANTON		BMW - PHR Performance						
IDEAL LAP TIME : 1:30.177		BEST LAP TIME : 1:30.177		DIFFERENCE : 0.000						
LAP	SECTOR 1		SECTOR 2		SECTOR 3		LAP TIME	MPH	DIFF	TIME OF DAY
1 -	25.762	118.9	32.242	39.404	147.1	39.404	1:37.408	80.56	7.231	09:37:21.068
2 -	23.530	154.9	29.916	39.602	148.1	39.602	1:33.048	84.34	2.871	09:38:54.116
3 -	23.505	153.9	29.697	38.041	145.8	38.041	1:31.243 (2)	86.01	1.066	09:40:25.359
4 -	23.275	159.0	29.402	39.324	131.3	39.324	1:32.001 (3)	85.30	1.824	09:41:57.360
5 -	24.488	146.8	31.194	39.431	145.5	39.431	1:35.113	82.51	4.936	09:43:32.473
6 -	23.057	157.1	29.215	37.905	147.4	37.905	1:30.177 (1)	87.02		09:45:02.650

P17 19		Joe TALBOT		Kawasaki - Cheshire Mouldings Kawasaki by JR Performance						
IDEAL LAP TIME : 1:30.477		BEST LAP TIME : 1:30.712		DIFFERENCE : 0.235						
LAP	SECTOR 1		SECTOR 2		SECTOR 3		LAP TIME	MPH	DIFF	TIME OF DAY
1 -	24.820	124.0	34.316	40.544	142.7	40.544	1:39.680	78.73	8.968	09:37:22.616
2 -	23.594	155.3	29.607	38.776	145.5	38.776	1:31.977	85.32	1.265	09:38:54.593
3 -	23.519	157.1	29.946	38.246	144.6	38.246	1:31.711 (3)	85.57	0.999	09:40:26.304
4 -	23.350	158.6	29.273	38.089	142.7	38.089	1:30.712 (1)	86.51		09:41:57.016
5 -	23.223	154.6	29.639	38.901	145.2	38.901	1:31.763	85.52	1.051	09:43:28.779
6 -	23.524	157.9	29.165	38.136	144.3	38.136	1:30.825 (2)	86.40	0.113	09:44:59.604
7 -	23.962	154.9	29.517	38.312	143.0	38.312	1:31.791	85.49	1.079	09:46:31.395

P18 27		Bjorn ESTMENT		Suzuki - Specsavers Suzuki by Hawk Racing						
IDEAL LAP TIME : 1:30.511		BEST LAP TIME : 1:30.763		DIFFERENCE : 0.252						
LAP	SECTOR 1		SECTOR 2		SECTOR 3		LAP TIME	MPH	DIFF	TIME OF DAY
1 -	24.747	138.3	34.759	40.639	144.6	40.639	1:40.145	78.36	9.382	09:37:22.044
2 -	23.415	153.5	29.618	39.355	146.5	39.355	1:32.388 (3)	84.94	1.625	09:38:54.432
3 -	24.123	140.3	32.423	42.851	143.3	42.851	1:39.397	78.95	8.634	09:40:33.829
4 -	23.177	155.3	29.317	38.269	144.6	38.269	1:30.763 (1)	86.46		09:42:04.592
5 -	37.220	142.4	35.472	42.251	144.3	42.251	1:54.943	68.27	24.180	09:43:59.535
6 -	23.117	153.9	29.125	38.582	140.3	38.582	1:30.824 (2)	86.40	0.061	09:45:30.359

P19 24		Conor CUMMINS		Honda - Milenco by Padgetts Motorcycles						
IDEAL LAP TIME : 1:30.831		BEST LAP TIME : 1:30.930		DIFFERENCE : 0.099						
LAP	SECTOR 1		SECTOR 2		SECTOR 3		LAP TIME	MPH	DIFF	TIME OF DAY
1 -	25.914	126.3	34.040	43.031	142.7	43.031	1:42.985	76.20	12.055	09:37:31.826
2 -	24.073	136.3	31.980	40.221	141.8	40.221	1:36.274	81.51	5.344	09:39:08.100
3 -	24.489	148.4	29.885	39.638	140.9	39.638	1:34.012 (3)	83.47	3.082	09:40:42.112
4 -	23.272	157.5	29.250	38.408	144.0	38.408	1:30.930 (1)	86.30		09:42:13.042
5 -	23.275	154.6	31.677	39.956	141.5	39.956	1:34.908	82.69	3.978	09:43:47.950
6 -	23.173	158.2	29.606	39.373	140.3	39.373	1:32.152 (2)	85.16	1.222	09:45:20.102

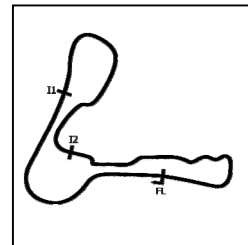
P20 77		Brent HARRAN		Honda - Optimum Bikes Racing						
IDEAL LAP TIME : 1:30.969		BEST LAP TIME : 1:31.099		DIFFERENCE : 0.130						
LAP	SECTOR 1		SECTOR 2		SECTOR 3		LAP TIME	MPH	DIFF	TIME OF DAY
1 -	23.875	144.0	30.514	39.254	145.5	39.254	1:33.643	83.80	2.544	09:37:10.401
2 -	24.015	147.1	30.160	38.753	146.2	38.753	1:32.928	84.45	1.829	09:38:43.329
3 -	23.391	151.4	29.785	39.026	140.1	39.026	1:32.202	85.11	1.103	09:40:15.531
4 -	23.863	152.1	29.672	38.535	146.2	38.535	1:32.070	85.24	0.971	09:41:47.601
5 -	23.235	154.2	29.440	38.424	146.2	38.424	1:31.099 (1)	86.14		09:43:18.700
6 -	23.105	153.9	30.021	38.924	146.8	38.924	1:32.050 (3)	85.25	0.951	09:44:50.750
7 -	23.360	153.9	29.451	38.956	147.4	38.956	1:31.767 (2)	85.52	0.668	09:46:22.517

MCRCB BULLETIN TK234

2022 Bennetts British Superbike Championship - Round 7

2022 Pirelli National Superstock Championship with MotoNovo

WARM UP - SECTOR ANALYSIS



SECTOR 1 = FL to I1, SECTOR 2 = I1 to I2, SECTOR 3 = I2 to FL, DIFF = Difference To Personal Best Lap, P = Crossed Finish Line in Pit Lane, D = Time Disallowed

P21 2		TJ TOMS		Kawasaki - Platform Hire Racing						
IDEAL LAP TIME : 1:30.991		BEST LAP TIME : 1:31.159		DIFFERENCE : 0.168						
LAP	SECTOR 1		SECTOR 2		SECTOR 3		LAP TIME	MPH	DIFF	TIME OF DAY
1 -	24.190	148.7	30.663	39.907	144.6	1:34.760	82.82	3.601	09:37:12.191	
2 -	23.608	150.1	30.177	40.010	145.8	1:33.795	83.67	2.636	09:38:45.986	
3 -	23.359	157.5	29.457	38.549	143.3	1:31.365 (2)	85.89	0.206	09:40:17.351	
4 -	23.107	153.2	29.902	38.927	144.6	1:31.936	85.36	0.777	09:41:49.287	
5 -	23.092	157.9	29.350	38.717	144.6	1:31.159 (1)	86.09		09:43:20.446	
6 -	23.284	154.2	29.978	39.097	143.3	1:32.359	84.97	1.200	09:44:52.805	
7 -	23.278	156.0	29.657	38.631	145.5	1:31.566 (3)	85.70	0.407	09:46:24.371	

P22 17		Matty WHELAN		Suzuki - ATS Racing						
IDEAL LAP TIME : 1:31.358		BEST LAP TIME : 1:31.423		DIFFERENCE : 0.065						
LAP	SECTOR 1		SECTOR 2		SECTOR 3		LAP TIME	MPH	DIFF	TIME OF DAY
1 -	24.164	149.7	30.394	39.506	142.4	1:34.064	83.43	2.641	09:37:05.957	
2 -	23.462	149.7	30.617	40.093	143.3	1:34.172	83.33	2.749	09:38:40.129	
3 -	23.545	153.9	29.946	38.741	140.9	1:32.232	85.09	0.809	09:40:12.361	
4 -	23.502	152.5	29.618	39.137	140.3	1:32.257	85.06	0.834	09:41:44.618	
5 -	23.447	152.5	29.569	38.959	138.6	1:31.975 (3)	85.32	0.552	09:43:16.593	
6 -	23.339	152.5	29.657	38.894	139.8	1:31.890 (2)	85.40	0.467	09:44:48.483	
7 -	23.404	153.9	29.365	38.654	139.2	1:31.423 (1)	85.84		09:46:19.906	

P23 99		Ben LUXTON		BMW - Team XG Racing						
IDEAL LAP TIME : 1:31.597		BEST LAP TIME : 1:31.660		DIFFERENCE : 0.063						
LAP	SECTOR 1		SECTOR 2		SECTOR 3		LAP TIME	MPH	DIFF	TIME OF DAY
1 -	25.232	135.8	31.161	39.097	147.1	1:35.490	82.18	3.830	09:37:11.051	
2 -	23.507	145.8	30.506	38.639	146.5	1:32.652	84.70	0.992	09:38:43.703	
3 -	23.408	151.1	29.975	38.592	146.2	1:31.975 (2)	85.32	0.315	09:40:15.678	
4 -	24.292	150.1	30.844	38.699	146.8	1:33.835	83.63	2.175	09:41:49.513	
5 -	23.313	152.5	29.692	38.655	132.6	1:31.660 (1)	85.62		09:43:21.173	
6 -	27.342	97.1	33.584	38.777	145.2	1:39.703	78.71	8.043	09:45:00.876	
7 -	23.582	152.5	30.100	38.783	143.3	1:32.465 (3)	84.87	0.805	09:46:33.341	

P24 30		Rob McNEALY		BMW - McNealy Brown						
IDEAL LAP TIME : 1:31.198		BEST LAP TIME : 1:31.676		DIFFERENCE : 0.478						
LAP	SECTOR 1		SECTOR 2		SECTOR 3		LAP TIME	MPH	DIFF	TIME OF DAY
1 -	24.836	141.2	30.444	39.050	142.4	1:34.330	83.19	2.654	09:37:15.748	
2 -	23.606	149.4	29.583	38.487	142.4	1:31.676 (1)	85.60		09:38:47.424	
3 -	23.128	146.2	30.270	38.900	142.4	1:32.298 (3)	85.02	0.622	09:40:19.722	
4 -	23.740	147.4	30.029	38.606	142.4	1:32.375	84.95	0.699	09:41:52.097	
5 -	23.473	148.4	29.729	38.988	141.5	1:32.190 (2)	85.12	0.514	09:43:24.287	
6 -	23.901	144.9	31.065	40.036	138.3	1:35.002	82.60	3.326	09:44:59.289	
7 -	26.558	119.6	31.105	40.433	129.0	1:38.096	80.00	6.420	09:46:37.385	

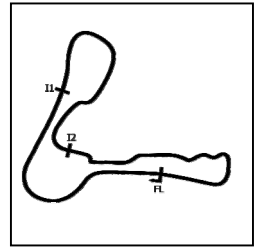
P25 31		Sam COX		BMW - Sam Cox Racing						
IDEAL LAP TIME : 1:31.962		BEST LAP TIME : 1:32.260		DIFFERENCE : 0.298						
LAP	SECTOR 1		SECTOR 2		SECTOR 3		LAP TIME	MPH	DIFF	TIME OF DAY
1 -	23.856	143.7	30.540	39.868	143.7	1:34.264	83.25	2.004	09:37:05.421	
2 -	23.474	148.7	30.400	40.505	142.7	1:34.379	83.15	2.119	09:38:39.800	
3 -	23.358	145.5	30.451	39.452	144.0	1:33.261	84.15	1.001	09:40:13.061	
4 -	23.429	146.2	29.784	39.106	144.0	1:32.319 (2)	85.01	0.059	09:41:45.380	
5 -	23.385	152.8	29.629	39.246	143.3	1:32.260 (1)	85.06		09:43:17.640	
6 -	23.262	154.6	29.828	39.257	142.1	1:32.347 (3)	84.98	0.087	09:44:49.987	
7 -	23.227	151.8	29.882	39.254	143.3	1:32.363	84.96	0.103	09:46:22.350	

MCRCB BULLETIN TK234

2022 Bennetts British Superbike Championship - Round 7

2022 Pirelli National Superstock Championship with MotoNovo

WARM UP - SECTOR ANALYSIS



SECTOR 1 = FL to I1, SECTOR 2 = I1 to I2, SECTOR 3 = I2 to FL, DIFF = Difference To Personal Best Lap, P = Crossed Finish Line in Pit Lane, D = Time Disallowed

P26 25		Jorel BOERBOOM			Kawasaki - G&S Bict Groep Racing				
IDEAL LAP TIME : 1:32.056		BEST LAP TIME : 1:32.355			DIFFERENCE : 0.299				
LAP	SECTOR 1		SECTOR 2	SECTOR 3		LAP TIME	MPH	DIFF	TIME OF DAY
1 -	24.247	154.6	30.376	39.412	144.0	1:34.035	83.45	1.680	09:37:05.692
2 -	23.605	148.4	30.392	40.226	144.9	1:34.223	83.29	1.868	09:38:39.915
3 -	23.695	150.4	30.388	39.409	144.3	1:33.492	83.94	1.137	09:40:13.407
4 -	23.682	150.1	30.022	38.766	143.0	1:32.470 (3)	84.87	0.115	09:41:45.877
5 -	23.534	154.6	29.951	38.870	142.1	1:32.355 (1)	84.97		09:43:18.232
6 -	23.528	154.6	29.951	38.882	140.9	1:32.361 (2)	84.97	0.006	09:44:50.593
7 -	23.955	153.9	29.804	38.724	141.8	1:32.483	84.85	0.128	09:46:23.076

P27 23		Max SYMONDS			BMW - Max Symonds Racing				
IDEAL LAP TIME : 1:32.530		BEST LAP TIME : 1:32.543			DIFFERENCE : 0.013				
LAP	SECTOR 1		SECTOR 2	SECTOR 3		LAP TIME	MPH	DIFF	TIME OF DAY
1 -	23.830	151.4	30.102	39.359	141.5	1:33.291 (3)	84.12	0.748	09:37:04.249
2 -	23.608	153.5	30.072	39.005	142.1	1:32.685 (2)	84.67	0.142	09:38:36.934
3 -	23.621	153.2	30.024	38.898	141.2	1:32.543 (1)	84.80		09:40:09.477

P28 83		Liam MARCHANT			Kawasaki - Delkevick UK				
IDEAL LAP TIME : 1:32.925		BEST LAP TIME : 1:33.007			DIFFERENCE : 0.082				
LAP	SECTOR 1		SECTOR 2	SECTOR 3		LAP TIME	MPH	DIFF	TIME OF DAY
1 -	24.924	135.8	31.229	39.917	135.2	1:36.070	81.69	3.063	09:37:15.433
2 -	24.020	138.6	30.627	39.600	136.3	1:34.247 (3)	83.27	1.240	09:38:49.680
3 -	23.758	140.1	30.124	39.251	135.8	1:33.133 (2)	84.26	0.126	09:40:22.813
4 -	23.840	141.8	30.115	39.052	136.6	1:33.007 (1)	84.38		09:41:55.820

P29 39		Max MORGAN			Kawasaki - MSS Performance				
IDEAL LAP TIME : 1:33.151		BEST LAP TIME : 1:33.392			DIFFERENCE : 0.241				
LAP	SECTOR 1		SECTOR 2	SECTOR 3		LAP TIME	MPH	DIFF	TIME OF DAY
1 -	24.482	151.1	30.576	48.102	140.9	1:43.160	76.07	9.768	09:37:19.144
2 -	24.004	143.3	30.533	40.207	141.5	1:34.744	82.83	1.352	09:38:53.888
3 -	23.742	147.8	30.713	39.585	141.8	1:34.040	83.45	0.648	09:40:27.928
4 -	23.703	155.3	29.937	39.809	140.9	1:33.449 (2)	83.98	0.057	09:42:01.377
5 -	23.729	151.4	30.152	39.511	142.1	1:33.392 (1)	84.03		09:43:34.769
6 -	23.736	152.5	30.218	39.754	140.6	1:33.708 (3)	83.75	0.316	09:45:08.477

P30 22		Dave MACKAY			Suzuki - True Heroes Racing				
IDEAL LAP TIME : 1:33.555		BEST LAP TIME : 1:33.737			DIFFERENCE : 0.182				
LAP	SECTOR 1		SECTOR 2	SECTOR 3		LAP TIME	MPH	DIFF	TIME OF DAY
1 -	25.095	145.2	31.545	40.256	139.5	1:36.896	80.99	3.159	09:37:10.173
2 -	24.321	140.9	31.319	40.065	139.8	1:35.705	82.00	1.968	09:38:45.878
3 -	24.314	151.1	30.954	39.672	140.9	1:34.940	82.66	1.203	09:40:20.818
4 -	24.084	146.2	30.574	39.463	140.6	1:34.121 (3)	83.38	0.384	09:41:54.939
5 -	24.266	149.4	30.319	39.152	139.8	1:33.737 (1)	83.72		09:43:28.676
6 -	24.170	148.1	30.391	39.294	140.1	1:33.855 (2)	83.61	0.118	09:45:02.531

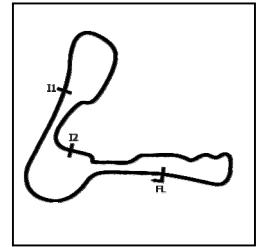
P31 76		Luke VERWEY			BMW - WSE Racing				
IDEAL LAP TIME : 1:34.379		BEST LAP TIME : 1:34.912			DIFFERENCE : 0.533				
LAP	SECTOR 1		SECTOR 2	SECTOR 3		LAP TIME	MPH	DIFF	TIME OF DAY
1 -	25.490	147.4	32.693	41.017	144.6	1:39.200	79.11	4.288	09:37:34.202
2 -	24.484	151.4	31.315	40.515	145.2	1:36.314	81.48	1.402	09:39:10.516
3 -	23.810	151.1	30.777	40.527	144.3	1:35.114 (2)	82.51	0.202	09:40:45.630
4 -	23.771	148.7	31.265	39.876	140.9	1:34.912 (1)	82.68		09:42:20.542
5 -	23.916	152.5	30.732	40.689	142.7	1:35.337 (3)	82.31	0.425	09:43:55.879

MCRCB BULLETIN TK234

2022 Bennetts British Superbike Championship - Round 7

2022 Pirelli National Superstock Championship with MotoNovo

WARM UP - SECTOR ANALYSIS



SECTOR 1 = FL to I1, SECTOR 2 = I1 to I2, SECTOR 3 = I2 to FL, DIFF = Difference To Personal Best Lap, P = Crossed Finish Line in Pit Lane, D = Time Disallowed

P32 69		Nadieh SCHOOTS			Kawasaki - Rebel Racing				
IDEAL LAP TIME : 1:37.291		BEST LAP TIME : 1:37.291			DIFFERENCE : 0.000				
LAP	SECTOR 1		SECTOR 2	SECTOR 3		LAP TIME	MPH	DIFF	TIME OF DAY
1 -	26.152	127.3	33.849	42.780	141.2	1:42.781	76.35	5.490	09:37:27.500
2 -	25.048	135.5	33.047	42.206	138.9	1:40.301	78.24	3.010	09:39:07.801
3 -	25.080	142.7	31.802	41.695	137.2	1:38.577	79.61	1.286	09:40:46.378
4 -	24.688	143.7	31.896	41.318	141.8	1:37.902 (3)	80.16	0.611	09:42:24.280
5 -	24.500	140.9	31.755	41.326	140.9	1:37.581 (2)	80.42	0.290	09:44:01.861
6 -	24.449	141.2	31.726	41.116	141.5	1:37.291 (1)	80.66		09:45:39.152

MCRCB BULLETIN TK235

2022 Bennetts British Superbike Championship - Round 7

2022 Pirelli National Superstock Championship with MotoNovo

WARM UP - BEST SECTORS

SECTOR 1			SECTOR 2			SECTOR 3			IDEAL / BEST COMPARISON						
POS	NO	NAME	TIME	NO	NAME	TIME	NO	NAME	TIME	POS	NO	NAME	IDEAL	BEST	DIFF
													PERFECT LAP	1:28.239	
1	14	NEAVE	22.607	86	NESBITT	28.585	86	NESBITT	37.047	1	86	NESBITT	1:28.362	1:28.414	0.052
2	59	TRUELOVE	22.620	3	McCONNELL	28.704	10	SHELDON-SHAW	37.243	2	74	TODD	1:28.793	1:28.880	0.087
3	74	TODD	22.628	40	FRANCIS	28.739	3	McCONNELL	37.272	3	3	McCONNELL	1:28.903	1:28.914	0.011
4	8	ROLLO	22.656	74	TODD	28.746	74	TODD	37.419	4	10	SHELDON-SHAW	1:28.948	1:28.978	0.030
5	75	OLSEN	22.667	5	KERR	28.756	21	WARD	37.501	5	5	KERR	1:29.206	1:29.398	0.192
6	86	NESBITT	22.730	59	TRUELOVE	28.830	51	ELLIOTT	37.528	6	51	ELLIOTT	1:29.265	1:29.323	0.058
7	18	WINFIELD	22.738	10	SHELDON-SHAW	28.838	5	KERR	37.635	7	21	WARD	1:29.290	1:29.389	0.099
8	55	BEECH	22.760	14	NEAVE	28.902	40	FRANCIS	37.677	8	14	NEAVE	1:29.297	1:29.376	0.079
9	21	WARD	22.808	51	ELLIOTT	28.920	14	NEAVE	37.788	9	40	FRANCIS	1:29.376	1:29.485	0.109
10	5	KERR	22.815	8	ROLLO	28.946	8	ROLLO	37.866	10	8	ROLLO	1:29.468	1:29.468	0.000
11	51	ELLIOTT	22.817	57	DAY	28.965	75	OLSEN	37.889	11	59	TRUELOVE	1:29.491	1:29.587	0.096
12	10	SHELDON-SHAW	22.867	21	WARD	28.981	94	STANTON	37.905	12	75	OLSEN	1:29.587	1:30.002	0.415
13	3	McCONNELL	22.927	75	OLSEN	29.031	55	BEECH	37.941	13	55	BEECH	1:29.764	1:29.823	0.059
14	40	FRANCIS	22.960	55	BEECH	29.063	18	WINFIELD	38.033	14	18	WINFIELD	1:29.875	1:29.875	0.000
15	57	DAY	23.004	18	WINFIELD	29.104	59	TRUELOVE	38.041	15	57	DAY	1:30.109	1:30.109	0.000
16	94	STANTON	23.057	27	ESTMENT	29.125	19	TALBOT	38.089	16	94	STANTON	1:30.177	1:30.177	0.000
17	2	TOMS	23.092	19	TALBOT	29.165	57	DAY	38.140	17	19	TALBOT	1:30.477	1:30.712	0.235
18	77	HARRAN	23.105	94	STANTON	29.215	27	ESTMENT	38.269	18	27	ESTMENT	1:30.511	1:30.763	0.252
19	27	ESTMENT	23.117	24	CUMMINS	29.250	24	CUMMINS	38.408	19	24	CUMMINS	1:30.831	1:30.930	0.099
20	30	McNEALY	23.128	2	TOMS	29.350	77	HARRAN	38.424	20	77	HARRAN	1:30.969	1:31.099	0.130
21	24	CUMMINS	23.173	17	WHELAN	29.365	30	McNEALY	38.487	21	2	TOMS	1:30.991	1:31.159	0.168
22	19	TALBOT	23.223	77	HARRAN	29.440	2	TOMS	38.549	22	30	McNEALY	1:31.198	1:31.676	0.478
23	31	COX	23.227	30	McNEALY	29.583	99	LUXTON	38.592	23	17	WHELAN	1:31.358	1:31.423	0.065
24	99	LUXTON	23.313	31	COX	29.629	17	WHELAN	38.654	24	99	LUXTON	1:31.597	1:31.660	0.063
25	17	WHELAN	23.339	99	LUXTON	29.692	25	BOERBOOM	38.724	25	31	COX	1:31.962	1:32.260	0.298
26	25	BOERBOOM	23.528	25	BOERBOOM	29.804	23	SYMONDS	38.898	26	25	BOERBOOM	1:32.056	1:32.355	0.299
27	23	SYMONDS	23.608	39	MORGAN	29.937	83	MARCHANT	39.052	27	23	SYMONDS	1:32.530	1:32.543	0.013
28	39	MORGAN	23.703	23	SYMONDS	30.024	31	COX	39.106	28	83	MARCHANT	1:32.925	1:33.007	0.082
29	83	MARCHANT	23.758	83	MARCHANT	30.115	22	MACKAY	39.152	29	39	MORGAN	1:33.151	1:33.392	0.241
30	76	VERWEY	23.771	22	MACKAY	30.319	39	MORGAN	39.511	30	22	MACKAY	1:33.555	1:33.737	0.182
31	22	MACKAY	24.084	76	VERWEY	30.732	76	VERWEY	39.876	31	76	VERWEY	1:34.379	1:34.912	0.533
32	69	SCHOOTS	24.449	69	SCHOOTS	31.726	69	SCHOOTS	41.116	32	69	SCHOOTS	1:37.291	1:37.291	0.000

MCRCB BULLETIN TK236**2022 Bennetts British Superbike Championship - Round 7****2022 Pirelli National Superstock Championship with MotoNovo****WARM UP - BEST SPEEDS**

POS	INTERMEDIATE 1			INTERMEDIATE 2			FINISH LINE		
	NO	NAME	MPH	NO	NAME	MPH	NO	NAME	MPH
1	74	TODD	162.0				74	TODD	149.4
2	59	TRUELOVE	160.1				75	OLSEN	148.7
3	10	SHELDON-SHAW	159.7				94	STAINTON	148.1
4	75	OLSEN	159.7				21	WARD	147.4
5	8	ROLLO	159.4				77	HARRAN	147.4
6	18	WINFIELD	159.4				99	LUXTON	147.1
7	86	NESBITT	159.0				10	SHELDON-SHAW	146.8
8	94	STAINTON	159.0				14	NEAVE	146.5
9	19	TALBOT	158.6				55	BEECH	146.5
10	51	ELLIOTT	158.2				27	ESTMENT	146.5
11	21	WARD	158.2				8	ROLLO	145.8
12	57	DAY	158.2				59	TRUELOVE	145.8
13	24	CUMMINS	158.2				18	WINFIELD	145.8
14	14	NEAVE	157.9				2	TOMS	145.8
15	2	TOMS	157.9				51	ELLIOTT	145.5
16	55	BEECH	157.5				5	KERR	145.5
17	3	McCONNELL	156.7				19	TALBOT	145.5
18	40	FRANCIS	155.7				3	McCONNELL	145.2
19	5	KERR	155.3				57	DAY	145.2
20	27	ESTMENT	155.3				76	VERWEY	145.2
21	39	MORGAN	155.3				25	BOERBOOM	144.9
22	31	COX	154.6				86	NESBITT	144.0
23	25	BOERBOOM	154.6				40	FRANCIS	144.0
24	77	HARRAN	154.2				24	CUMMINS	144.0
25	17	WHELAN	153.9				31	COX	144.0
26	23	SYMONDS	153.5				17	WHELAN	143.3
27	99	LUXTON	152.5				30	McNEALY	142.4
28	76	VERWEY	152.5				23	SYMONDS	142.1
29	22	MACKAY	151.1				39	MORGAN	142.1
30	30	McNEALY	149.4				69	SCHOOTS	141.8
31	69	SCHOOTS	143.7				22	MACKAY	140.9
32	83	MARCHANT	141.8				83	MARCHANT	136.6

MCRCB BULLETIN TK237

2022 Bennetts British Superbike Championship - Round 7

2022 Pirelli National Superstock Championship with MotoNovo

WARM UP - STATISTICS

Competitors Started	32
Planned Start	2022-08-29 @ 09:35:00.000
Actual Start	2022-08-29 @ 09:35:00.997
Finish Time	2022-08-29 @ 09:45:00.997
Track Length	2.1800mi.
Total Laps	199
Total Distance Covered	433.8237mi.

Session Fastest Lap History

NO	NAME	LAP TIME	TIME OF DAY	LAP	VEHICLE
18	Shaun WINFIELD	1:32.252	09:37:00.653	1	Honda
10	Joe SHELDON-SHAW	1:32.087	09:37:00.746	1	Suzuki
59	Matt TRUELOVE	1:31.355	09:37:01.496	1	Aprilia
40	Joe FRANCIS	1:30.630	09:37:49.696	1	Kawasaki
86	Charlie NESBITT	1:30.288	09:38:10.162	2	Suzuki
10	Joe SHELDON-SHAW	1:30.013	09:38:30.759	2	Suzuki
21	Tom WARD	1:29.389	09:38:32.051	2	Aprilia
86	Charlie NESBITT	1:29.200	09:41:09.422	4	Suzuki
86	Charlie NESBITT	1:28.720	09:42:38.142	5	Suzuki
86	Charlie NESBITT	1:28.414	09:44:06.555	6	Suzuki

Flag History

TYPE	TIME OF DAY
GREEN	09:35:00.997
FINISH	09:45:00.997

Flag Statistics

TYPE	COUNT	TOTAL LAPS	TOTAL TIME
Green	1	7	0.000
Red	0	0	0.000
Safety Car	0	0	0.000
FCY	0	0	0.000

MCRCB BULLETIN TK238

2022 Bennetts British Superbike Championship - Round 7

2022 Pirelli National Superstock Championship with MotoNovo

WARM UP - SESSION NOTES

TIME

MESSAGE

09:41:26

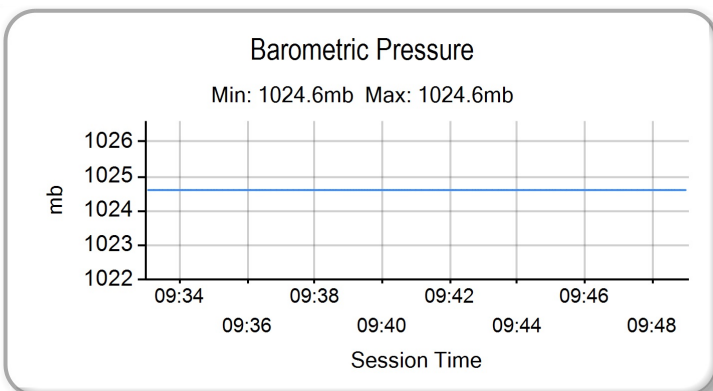
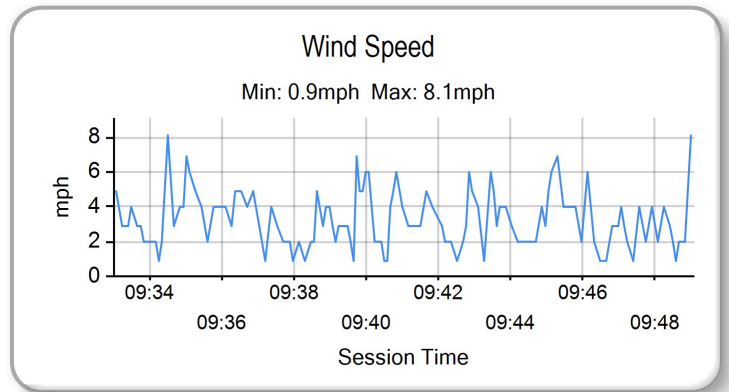
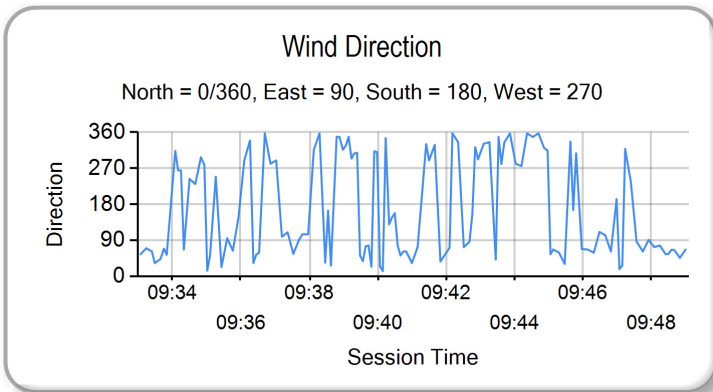
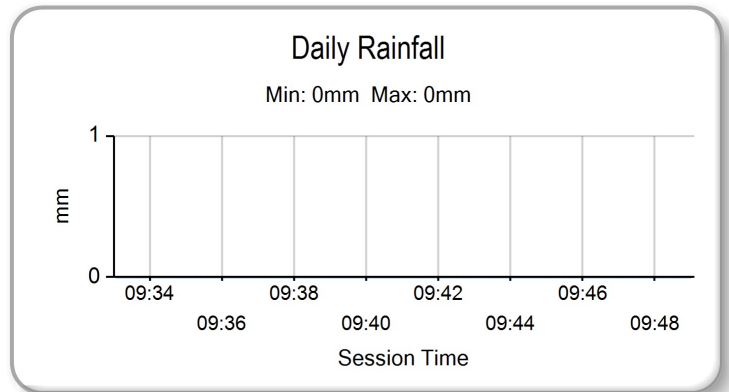
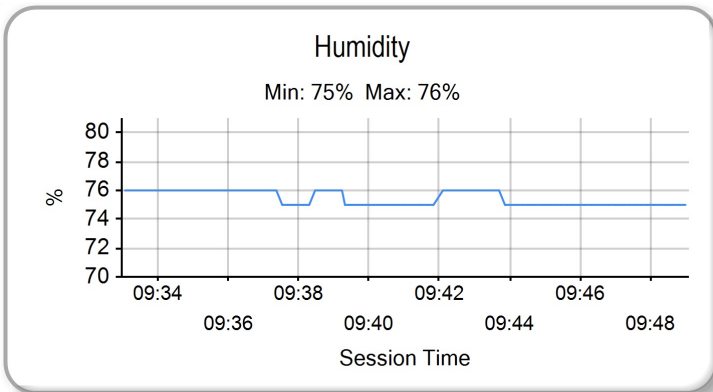
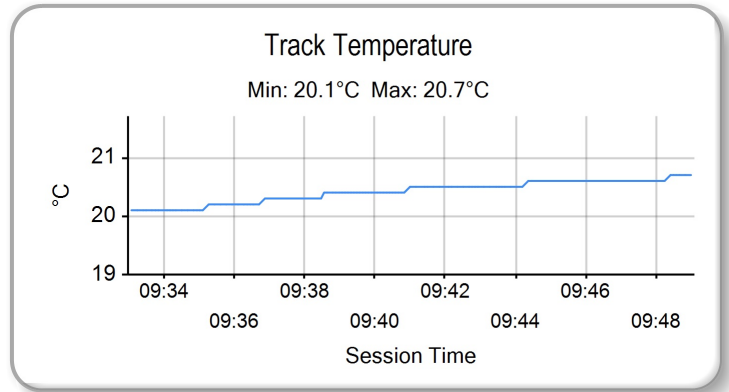
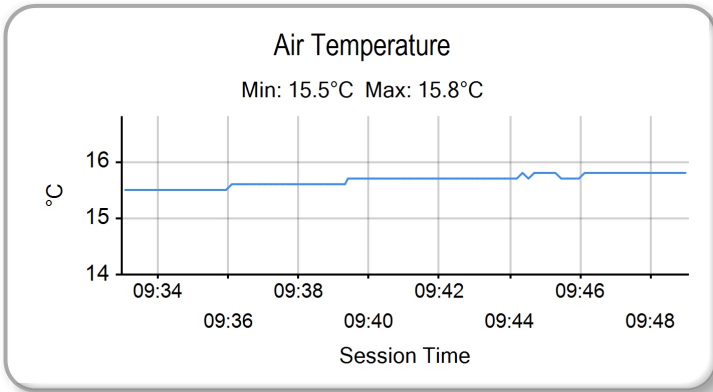
NO. 55 STOPPED TECHNICAL PROBLEM AT T2 CHARLIES

MCRCB BULLETIN TK239

2022 Bennetts British Superbike Championship - Round 7

2022 Pirelli National Superstock Championship with MotoNovo

WARM UP - WEATHER CONDITIONS





ROW 11	31	77	Brent HARRAN	32	69	Nadiéh SCHOOTS							
ROW 10		28	39	Max MORGAN	1:32.865	29	22	Dave MACKAY	1:32.903	30	76	Luke VERWEY	1:33.746
ROW 9	25	17	Matty WHELAN	1:31.646	26	31	Sam COX	1:32.497	27	83	Liam MARCHANT	1:32.510	
ROW 8		22	23	Max SYMONDS	1:31.096	23	25	Jorel BOERBOOM	1:31.428	24	30	Rob McNEALY	1:31.522
ROW 7	19	19	Joe TALBOT	1:30.068	20	99	Ben LUXTON	1:30.133	21	2	TJ TOMS	1:30.744	
ROW 6		16	24	Conor CUMMINS	1:30.013	17	57	Levi DAY	1:30.040	18	59	Matt TRUELOVE	1:30.048
ROW 5	13	8	Lewis ROLLO	1:29.437	14	94	Max STANTON	1:29.472	15	27	Bjorn ESTMENT	1:29.620	
ROW 4		10	10	Joe SHELDON-SHAW	1:28.970	11	51	Brayden ELLIOTT	1:29.004	12	55	Ash BEECH	1:29.079
ROW 3	7	21	Tom WARD	1:28.708	8	18	Shaun WINFIELD	1:28.922	9	40	Joe FRANCIS	1:28.953	
ROW 2		4	5	Richard KERR	1:28.497	5	75	Alex OLSEN	1:28.604	6	14	Tim NEAVE	1:28.681
ROW 1	1	3	Billy McCONNELL	1:27.979	2	74	Davey TODD	1:28.001	3	86	Charlie NESBITT	1:28.246	
			Pole										

Cadwell Park: 2.1800 miles

Race Director :	Stewards :	Timekeeper : Richard Evans
-----------------	------------	----------------------------

Results can be found at www.britishsuperbike.com

Printed - 09:52 Monday, 29 August 2022



RACE - CLASSIFICATION



POS	NO	NAME	NAT	ENTRY	LAPS	TIME	GAP	DIFF	MPH	BEST	ON
1	86	Charlie NESBITT	GBR	Suzuki - VisionTrack Suzuki	15	22:10.898			88.45	1:27.604	9
2	74	Davey TODD	GBR	Honda - Milenco by Padgetts Motorcycles	15	22:13.592	2.694	2.694	88.27	1:27.959	9
3	3	Billy McCONNELL	AUS	Honda - C&L Fairburn Properties / Jackson Racing	15	22:15.644	4.746	2.052	88.13	1:27.973	2
4	75	Alex OLSEN	GBR	BMW - FHO Racing with Kobelco	15	22:18.404	7.506	2.760	87.95	1:28.407	4
5	5	Richard KERR	IRL	Honda - AMD Motorsport	15	22:24.370	13.472	5.966	87.56	1:28.509	4
6	21	Tom WARD	GBR	Aprilia - IN Competition / Aprilia	15	22:24.991	14.093	0.621	87.52	1:28.569	4
7	8	Lewis ROLLO	GBR	Honda - Milenco by Padgetts Motorcycles	15	22:26.001	15.103	1.010	87.45	1:28.520	2
8	51	Brayden ELLIOTT	AUS	Honda - CFS Filtration No Bull Racing	15	22:26.074	15.176	0.073	87.45	1:28.969	4
9	55	Ash BEECH	GBR	Honda - Jones Dorling Racing	15	22:30.238	19.340	4.164	87.18	1:28.805	6
10	18	Shaun WINFIELD	GBR	Honda - TAG Racing Honda	15	22:31.526	20.628	1.288	87.10	1:28.970	5
11	14	Tim NEAVE	GBR	Yamaha - Edwards Yamaha	15	22:34.341	23.443	2.815	86.92	1:28.560	6
12	57	Levi DAY	AUS	Suzuki - Powerslide Motorcycles Racing	15	22:42.977	32.079	8.636	86.37	1:29.758	6
13	59	Matt TRUELOVE	GBR	Aprilia - IN Competition / Aprilia	15	22:44.611	33.713	1.634	86.26	1:30.092	4
14	24	Conor CUMMINS	GBR	Honda - Milenco by Padgetts Motorcycles	15	22:45.390	34.492	0.779	86.21	1:30.165	10
15	27	Bjorn ESTMENT	RSA	Suzuki - Specsavers Suzuki by Hawk Racing	15	22:45.889	34.991	0.499	86.18	1:30.023	5
16	19	Joe TALBOT	GBR	Kawasaki - Cheshire Mouldings Kawasaki by JR Pe	15	22:46.441	35.543	0.552	86.15	1:29.844	7
17	99	Ben LUXTON	GBR	BMW - Team XG Racing	15	22:46.510	35.612	0.069	86.14	1:30.156	12
18	2	TJ TOMS	GBR	Kawasaki - Platform Hire Racing	15	22:50.631	39.733	4.121	85.88	1:30.196	6
19	77	Brent HARRAN	RSA	Honda - Optimum Bikes Racing	15	22:57.210	46.312	6.579	85.47	1:30.332	9
20	17	Matty WHELAN	GBR	Suzuki - ATS Racing	15	23:02.911	52.013	5.701	85.12	1:31.028	9
21	25	Jorel BOERBOOM	NLD	Kawasaki - G&S Bict Groep Racing	15	23:11.862	1:00.964	8.951	84.57	1:31.115	4
22	22	Dave MACKAY	GBR	Suzuki - True Heroes Racing	15	23:40.165	1:29.267	28.303	82.89	1:33.195	3

NOT CLASSIFIED

DNF	10	Joe SHELDON-SHAW	GBR	Suzuki - Forward Vision Racing	10	14:56.552	5 Laps	5 Laps	87.53	1:28.549	3
DNF	83*	Liam MARCHANT	GBR	Kawasaki - Delkevick UK	8	13:05.851	7 Laps	2 Laps	79.89	1:32.174	2
DNF	30	Rob McNEALY	GBR	BMW - McNealy Brown	7	10:47.273	8 Laps	1 Lap	84.87	1:30.810	2
DNF	39	Max MORGAN	GBR	Kawasaki - MSS Performance	6	9:34.773	9 Laps	1 Lap	81.92	1:33.095	3
DNF	40	Joe FRANCIS	GBR	Kawasaki - Stauff Fluid Power Kawasaki	3	4:36.039	12 Laps	3 Laps	85.29	1:29.096	3
DNF	94	Max STAINTON	GBR	BMW - PHR Performance	2	3:09.738	13 Laps	1 Lap	82.72	1:30.510	2
DNF	76	Luke VERWEY	GBR	BMW - WSE Racing	2	3:16.829	13 Laps	7.091	79.74	1:33.915	2
DNF	31	Sam COX	GBR	BMW - Sam Cox Racing	2	5:01.671	13 Laps	1:44.842	52.03		

FASTEST LAP

86	Charlie NESBITT	GBR	Suzuki - VisionTrack Suzuki	9	1:27.604	89.58 mph	144.17 kph
----	-----------------	-----	-----------------------------	---	----------	-----------	------------

#83 - 10 Second penalty - Jump start.

New Lap Record

Weather / Track : Bright / Dry

These results are provisional until the conclusion of any judicial and technical matters.

Race Distance: 15 Laps / 32.70 miles

Cadwell Park: 2.1800 miles

Date: 29/08/2022 Start: 14:30 Finish: 14:52

Race Director :	Stewards :	Timekeeper : Richard Evans
-----------------	------------	----------------------------

Results can be found at www.britishsuperbike.com

Printed - 14:55 Monday, 29 August 2022

MCRCB BULLETIN TK296

2022 Bennetts British Superbike Championship - Round 7

2022 Pirelli National Superstock Championship with MotoNovo

RACE - LAP CHART

LAP 1 @ 14:31:56.350		
NO	BEHIND	LAP TIME

74		1:33.550
86	0.264	1:33.814
75	0.702	1:34.252
5	1.240	1:34.790
3	1.498	1:35.048
14	2.032	1:35.582
10	2.223	1:35.773
8	2.870	1:36.420
21	2.973	1:36.523
51	3.143	1:36.693
18	3.367	1:36.917
40	3.784	1:37.334
55	3.925	1:37.475
59	4.753	1:38.303
27	5.288	1:38.838
57	5.584	1:39.134
94	5.678	1:39.228
19	6.127	1:39.677
24	6.251	1:39.801
99	6.799	1:40.349
30	7.208	1:40.758
2	7.485	1:41.035
17	7.741	1:41.291
77	8.089	1:41.639
25	8.309	1:41.859
83	8.904	1:42.454
76	9.364	1:42.914
39	10.570	1:44.120
22	10.701	1:44.251
31	1:24.465	2:58.015 P

LAP 2 @ 14:33:24.637		
NO	BEHIND	LAP TIME

74		1:28.287
86	0.264	1:28.287
75	0.989	1:28.574
3	1.184	1:27.973
5	1.604	1:28.651
14	2.382	1:28.637
10	2.673	1:28.737
8	3.103	1:28.520
21	3.267	1:28.581
51	4.077	1:29.221
18	4.471	1:29.391
40	5.106	1:29.609
55	5.997	1:30.359
59	6.582	1:30.116
27	7.446	1:30.445
57	7.782	1:30.485
94	7.901	1:30.510
19	8.376	1:30.536
24	8.495	1:30.531
99	9.210	1:30.698
30	9.731	1:30.810
2	10.274	1:31.076
17	10.826	1:31.372
77	10.967	1:31.165
25	11.396	1:31.374
83	12.791	1:32.174
76	14.992	1:33.915
39	15.711	1:33.428
22	15.907	1:33.493

LAP 3 @ 14:34:53.058		
NO	BEHIND	LAP TIME

74		1:28.421
86	0.107	1:28.264
75	1.196	1:28.628
5	1.431	1:28.668
3	2.162	1:28.979
14	2.611	1:28.650
10	2.801	1:28.549
8	3.406	1:28.724
21	3.869	1:29.023
51	4.900	1:29.244
18	5.273	1:29.223
40	5.781	1:29.096
55	6.802	1:29.226
59	8.463	1:30.302
57	9.971	1:30.610
27	10.136	1:31.111
19	10.570	1:30.615
24	10.738	1:30.664
99	11.268	1:30.479
30	12.382	1:31.072
2	12.577	1:30.724
17	13.624	1:31.219
77	13.745	1:31.199
25	14.252	1:31.277
83	17.335	1:32.965
39	20.385	1:33.095
22	20.681	1:33.195
31	1 Lap	2:03.656

LAP 4 @ 14:36:21.682		
NO	BEHIND	LAP TIME

74		1:28.624
86	0.230	1:28.747
75	0.979	1:28.407
3	1.153	1:28.346
5	2.047	1:28.509
14	2.562	1:28.575
10	2.879	1:28.702
8	3.470	1:28.688
21	3.814	1:28.569
51	5.245	1:28.969
18	5.761	1:29.112
55	7.521	1:29.343
59	9.931	1:30.092
57	11.761	1:30.414
27	12.340	1:30.828
19	12.447	1:30.501
24	12.662	1:30.548
99	13.178	1:30.534
30	14.606	1:30.848
2	14.801	1:30.848
17	16.053	1:31.053
77	16.212	1:31.091
25	16.743	1:31.115
83	21.786	1:33.075
39	26.595	1:34.834
22	26.689	1:34.632

LAP 5 @ 14:37:50.316		
NO	BEHIND	LAP TIME

74		1:28.634
86	0.199	1:28.603

75	0.884	1:28.539
3	1.223	1:28.704
5	2.174	1:28.761
14	2.722	1:28.794
10	3.109	1:28.864
8	3.843	1:29.007
21	4.339	1:29.159
51	5.591	1:28.980
18	6.097	1:28.970
55	8.068	1:29.181
59	11.612	1:30.315
57	13.195	1:30.068
27	13.729	1:30.023
19	13.979	1:30.166
24	14.331	1:30.303
99	14.744	1:30.200
30	17.090	1:31.118
2	17.168	1:31.001
17	18.652	1:31.233
77	18.780	1:31.202
25	19.411	1:31.302
22	32.235	1:34.180
39	32.917	1:34.956
83	39.270	1:46.118

LAP 6 @ 14:39:18.969		
NO	BEHIND	LAP TIME

74		1:28.653
86	0.159	1:28.613
75	0.655	1:28.424
3	1.005	1:28.435
5	2.041	1:28.520
14	2.629	1:28.560
10	3.203	1:28.747
8	4.387	1:29.197
21	4.545	1:28.859
51	6.125	1:29.187
18	6.611	1:29.167
55	8.220	1:28.805
59	13.283	1:30.324
57	14.300	1:29.758
27	15.104	1:30.028
19	15.976	1:30.650
24	16.152	1:30.474
99	16.382	1:30.291
2	18.711	1:30.196
30	19.877	1:31.440
77	20.649	1:30.522
17	21.420	1:31.421
25	22.107	1:31.349
22	36.843	1:33.261
39	38.604	1:34.340
83	44.006	1:33.389

LAP 7 @ 14:40:47.994		
NO	BEHIND	LAP TIME

74		1:29.025
86	0.189	1:29.055
3	1.086	1:29.106
75	1.232	1:29.602
5	1.645	1:28.629
14	2.419	1:28.815
10	3.276	1:29.098
8	4.712	1:29.350
21	4.894	1:29.374

51	6.143	1:29.043
18	7.090	1:29.504
55	8.222	1:29.027
59	14.922	1:30.664
57	15.246	1:29.971
27	16.282	1:30.203
19	16.795	1:29.844
24	17.446	1:30.319
99	17.863	1:30.506
2	19.935	1:30.249
30	22.079	1:31.227
77	22.267	1:30.643
17	23.631	1:31.236
25	24.558	1:31.476
22	41.520	1:33.702
83	52.131	1:37.150

LAP 8 @ 14:42:16.054		
NO	BEHIND	LAP TIME

86		1:27.871
74	0.461	1:28.521
3	1.709	1:28.683
75	2.114	1:28.942
5	2.661	1:29.076
14	3.073	1:28.714
10	4.491	1:29.275
21	6.364	1:29.530
8	6.676	1:30.024
51	7.253	1:29.170
18	8.535	1:29.505
55	9.492	1:29.330
59	17.694	1:30.832
57	17.769	1:30.583
27	18.481	1:30.259
19	18.896	1:30.161
24	19.775	1:30.389
99	20.028	1:30.225
2	22.418	1:30.543
77	25.773	1:31.566
17	26.638	1:31.067
25	28.049	1:31.551
22	47.143	1:33.683
83	1:02.597	1:38.526

LAP 9 @ 14:43:43.658		
NO	BEHIND	LAP TIME

86		1:27.604
74	0.816	1:27.959
3	2.122	1:28.017
75	3.211	1:28.701
5	4.098	1:29.041
14	4.417	1:28.948
10	6.259	1:29.372
21	8.005	1:29.245
8	8.445	1:29.373
51	9.006	1:29.357
18	10.331	1:29.400
55	10.959	1:29.071
57	20.552	1:30.387
59	21.272	1:31.182
27	21.340	1:30.463
19	21.732	1:30.440
24	22.395	1:30.224
99	22.713	1:30.289
2	25.375	1:30.561

77	28.501	1:30.332
17	30.062	1:31.028
25	32.465	1:32.020
22	54.442	1:34.903

LAP 10 @ 14:45:11.615		
NO	BEHIND	LAP TIME

86		1:27.957
74	1.233	1:28.374
3	2.507	1:28.342
75	3.811	1:28.557
5	5.330	1:29.189
14	5.611	1:29.151
10	7.737	1:29.435
21	9.583	1:29.535
8	9.816	1:29.328
51	10.190	1:29.141
18	12.354	1:29.980
55	12.517	1:29.515
57	22.455	1:29.860
59	23.635	1:30.320
27	23.698	1:30.315
19	24.195	1:30.420
24	24.603	1:30.165
99	24.956	1:30.200
2	27.673	1:30.255
77	30.982	1:30.438
17	33.534	1:31.429
25	37.050	1:32.542
22	1:00.115	1:33.630

LAP 11 @ 14:46:39.835		
NO	BEHIND	LAP TIME

86		1:28.220
74	1.494	1:28.481
3	2.567	1:28.280
75	4.360	1:28.769
5	6.803	1:29.693
21	10.707	1:29.344
8	10.979	1:29.383
51	11.306	1:29.336
18	14.617	1:30.483
55	14.808	1:30.511
14	18.055	1:40.664
57	24.296	1:30.061
59	25.851	1:30.436
27	26.052	1:30.574
19	26.497	1:30.522
24	27.109	1:30.726
99	27.462	1:30.726
2	30.249	1:30.796
77	33.958	1:31.196
17	36.826	1:31.512
25	42.025	1:33.195
22	1:05.731	1:33.836

LAP 12 @ 14:48:08.229		
NO	BEHIND	LAP TIME

86		1:28.394
74	1.765	1:28.665
3	3.065	1:28.892
75	4.976	1:29.010
5	8.524	1:30.115
21	11.694	1:29.381

MCRCB BULLETIN TK296

2022 Bennetts British Superbike Championship - Round 7

2022 Pirelli National Superstock Championship with MotoNovo

RACE - LAP CHART

8	12.036	1:29.451	22	1:21.492	1:33.676
51	12.334	1:29.422			
55	16.055	1:29.641			
18	16.569	1:30.346			
14	18.742	1:29.081			
57	26.020	1:30.118			
59	27.984	1:30.527			
27	28.046	1:30.388			
19	28.625	1:30.522			
24	28.907	1:30.192			
99	29.224	1:30.156			
2	32.538	1:30.683			
77	36.771	1:31.207			
17	40.088	1:31.656			
25	46.754	1:33.123			
22	1:10.758	1:33.421			

LAP 15 @ 14:52:33.698

NO	BEHIND	LAP TIME
----	--------	----------

86		1:28.734
74	2.694	1:28.899
3	4.746	1:29.658
75	7.506	1:29.607
5	13.472	1:30.577
21	14.093	1:29.225
8	15.103	1:29.645
51	15.176	1:29.480
55	19.340	1:29.688
18	20.628	1:30.474
14	23.443	1:31.205
57	32.079	1:30.973
59	33.713	1:30.463
24	34.492	1:30.410
27	34.991	1:31.150
19	35.543	1:30.826
99	35.612	1:30.767
2	39.733	1:30.967
77	46.312	1:32.459
17	52.013	1:32.738
25	1:00.964	1:33.382
22	1:29.267	1:36.509

LAP 13 @ 14:49:36.547

NO	BEHIND	LAP TIME
----	--------	----------

86		1:28.318
74	2.067	1:28.620
3	3.407	1:28.660
75	5.725	1:29.067
5	10.159	1:29.953
21	12.867	1:29.491
8	13.200	1:29.482
51	13.425	1:29.409
55	17.171	1:29.434
18	17.735	1:29.484
14	19.823	1:29.399
57	28.026	1:30.324
59	30.146	1:30.480
27	30.265	1:30.537
24	30.846	1:30.257
19	31.270	1:30.963
99	31.512	1:30.606
2	34.938	1:30.718
77	39.517	1:31.064
17	43.517	1:31.747
25	51.496	1:33.060
22	1:16.233	1:33.793

LAP 14 @ 14:51:04.964

NO	BEHIND	LAP TIME
----	--------	----------

86		1:28.417
74	2.529	1:28.879
3	3.822	1:28.832
75	6.633	1:29.325
5	11.629	1:29.887
21	13.602	1:29.152
8	14.192	1:29.409
51	14.430	1:29.422
55	18.386	1:29.632
18	18.888	1:29.570
14	20.972	1:29.566
57	29.840	1:30.231
59	31.984	1:30.255
27	32.575	1:30.727
24	32.816	1:30.387
19	33.451	1:30.598
99	33.579	1:30.484
2	37.500	1:30.979
77	42.587	1:31.487
17	48.009	1:32.909
25	56.316	1:33.237

Weather / Track : Bright / Dry

MCRCB BULLETIN TK297

2022 Bennetts British Superbike Championship - Round 7

2022 Pirelli National Superstock Championship with MotoNovo

RACE - POSITION CHART

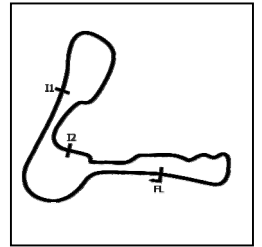
No	Name	Lap															
		Pos	1	2	3	4	5	6	7	8	9	10	11	12	13	14	15
3	McCONNELL	1	74	74	74	74	74	74	74	86	86	86	86	86	86	86	86
74	TODD	2	86	86	86	86	86	86	86	74	74	74	74	74	74	74	74
86	NESBITT	3	75	75	75	75	75	75	3	3	3	3	3	3	3	3	3
5	KERR	4	5	3	3	3	3	3	75	75	75	75	75	75	75	75	75
75	OLSEN	5	3	5	5	5	5	5	5	5	5	5	5	5	5	5	5
14	NEAVE	6	14	14	14	14	14	14	14	14	14	14	21	21	21	21	21
21	WARD	7	10	10	10	10	10	10	10	10	10	10	8	8	8	8	8
18	WINFIELD	8	8	8	8	8	8	8	8	21	21	21	51	51	51	51	51
40	FRANCIS	9	21	21	21	21	21	21	21	8	8	8	18	55	55	55	55
10	SHELDON-SHAW	10	51	51	51	51	51	51	51	51	51	51	55	18	18	18	18
51	ELLIOTT	11	18	18	18	18	18	18	18	18	18	18	14	14	14	14	14
55	BEECH	12	40	40	40	55	55	55	55	55	55	55	57	57	57	57	57
8	ROLLO	13	55	55	55	59	59	59	59	59	57	57	59	59	59	59	59
94	STANTON	14	59	59	59	57	57	57	57	57	59	59	27	27	27	27	24
27	ESTMENT	15	27	27	57	27	27	27	27	27	27	27	19	19	24	24	27
24	CUMMINS	16	57	57	27	19	19	19	19	19	19	19	24	24	19	19	19
57	DAY	17	94	94	19	24	24	24	24	24	24	24	99	99	99	99	99
59	TRUELOVE	18	19	19	24	99	99	99	99	99	99	99	2	2	2	2	2
19	TALBOT	19	24	24	99	30	30	2	2	2	2	2	77	77	77	77	77
99	LUXTON	20	99	99	30	2	2	30	30	77	77	77	17	17	17	17	17
2	TOMS	21	30	30	2	17	17	77	77	17	17	17	25	25	25	25	25
25	BOERBOOM	22	2	2	17	77	77	17	17	25	25	25	22	22	22	22	22
30	McNEALY	23	17	17	77	25	25	25	25	22	22	22					
17	WHELAN	24	77	77	25	83	22	22	22	83							
31	COX	25	25	25	83	39	39	39	83								
83	MARCHANT	26	83	83	39	22	83	83									
39	MORGAN	27	76	76	22												
22	MACKAY	28	39	39													
76	VERWEY	29	22	22													
77	HARRAN	30	31	31													

MCRCB BULLETIN TK298

2022 Bennetts British Superbike Championship - Round 7

2022 Pirelli National Superstock Championship with MotoNovo

RACE - SECTOR ANALYSIS



SECTOR 1 = FL to I1, SECTOR 2 = I1 to I2, SECTOR 3 = I2 to FL, DIFF = Difference To Personal Best Lap, P = Crossed Finish Line in Pit Lane, D = Time Disallowed

P1 86		Charlie NESBITT		Suzuki - VisionTrack Suzuki					
IDEAL LAP TIME : 1:27.273		BEST LAP TIME : 1:27.604		DIFFERENCE : 0.331					
LAP	SECTOR 1	SECTOR 2	SECTOR 3	LAP TIME	MPH	DIFF	TIME OF DAY		
1 -		157.9	28.790	37.346	144.6	1:33.814	83.65	6.210	14:31:56.614
2 -	22.737	159.4	28.459	37.091	144.0	1:28.287	88.89	0.683	14:33:24.901
3 -	22.421	160.9	28.642	37.201	146.5	1:28.264	88.91	0.660	14:34:53.165
4 -	22.642	160.1	28.606	37.499	144.9	1:28.747	88.43	1.143	14:36:21.912
5 -	22.356	161.7	28.698	37.549	145.8	1:28.603	88.57	0.999	14:37:50.515
6 -	22.510	161.3	28.719	37.384	146.8	1:28.613	88.56	1.009	14:39:19.128
7 -	23.060	160.5	28.801	37.194	144.6	1:29.055	88.12	1.451	14:40:48.183
8 -	22.489	161.3	28.481	36.901	143.7	1:27.871 (2)	89.31	0.267	14:42:16.054
9 -	22.687	158.2	28.225	36.692	143.7	1:27.604 (1)	89.58		14:43:43.658
10 -	22.691	159.4	28.320	36.946	144.3	1:27.957 (3)	89.22	0.353	14:45:11.615
11 -	22.795	158.2	28.611	36.814	143.3	1:28.220	88.96	0.616	14:46:39.835
12 -	22.765	157.9	28.705	36.924	143.7	1:28.394	88.78	0.790	14:48:08.229
13 -	22.818	157.9	28.609	36.891	143.0	1:28.318	88.86	0.714	14:49:36.547
14 -	22.772	158.2	28.600	37.045	144.0	1:28.417	88.76	0.813	14:51:04.964
15 -	22.853	158.2	28.750	37.131	139.2	1:28.734	88.44	1.130	14:52:33.698

P2 74		Davey TODD		Honda - Milenco by Padgetts Motorcycles					
IDEAL LAP TIME : 1:27.938		BEST LAP TIME : 1:27.959		DIFFERENCE : 0.021					
LAP	SECTOR 1	SECTOR 2	SECTOR 3	LAP TIME	MPH	DIFF	TIME OF DAY		
1 -		160.1	28.754	37.412	146.8	1:33.550	83.89	5.591	14:31:56.350
2 -	22.626	161.7	28.600	37.061	147.1	1:28.287 (2)	88.89	0.328	14:33:24.637
3 -	22.472	162.4	28.625	37.324	147.1	1:28.421	88.75	0.462	14:34:53.058
4 -	22.548	161.3	28.671	37.405	148.1	1:28.624	88.55	0.665	14:36:21.682
5 -	22.458	160.9	28.619	37.557	147.1	1:28.634	88.54	0.675	14:37:50.316
6 -	22.624	162.0	28.664	37.365	148.1	1:28.653	88.52	0.694	14:39:18.969
7 -	22.981	160.9	28.837	37.207	147.8	1:29.025	88.15	1.066	14:40:47.994
8 -	22.602	162.0	28.856	37.063	147.4	1:28.521	88.65	0.562	14:42:16.515
9 -	22.479	162.8	28.477	37.003	147.8	1:27.959 (1)	89.22		14:43:44.474
10 -	22.568	162.8	28.620	37.186	147.1	1:28.374 (3)	88.80	0.415	14:45:12.848
11 -	22.640	162.4	28.538	37.303	147.8	1:28.481	88.69	0.522	14:46:41.329
12 -	22.688	161.3	28.569	37.408	147.8	1:28.665	88.51	0.706	14:48:09.994
13 -	22.598	160.1	28.602	37.420	147.4	1:28.620	88.55	0.661	14:49:38.614
14 -	22.654	162.4	28.675	37.550	147.8	1:28.879	88.30	0.920	14:51:07.493
15 -	22.665	160.5	28.784	37.450	147.8	1:28.899	88.28	0.940	14:52:36.392

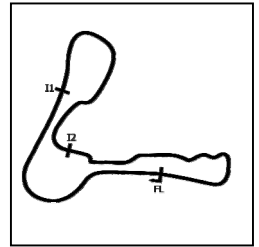
P3 3		Billy McCONNELL		Honda - C&L Fairburn Properties / Jackson Racing					
IDEAL LAP TIME : 1:27.792		BEST LAP TIME : 1:27.973		DIFFERENCE : 0.181					
LAP	SECTOR 1	SECTOR 2	SECTOR 3	LAP TIME	MPH	DIFF	TIME OF DAY		
1 -		155.7	29.338	37.673	146.8	1:35.048	82.56	7.075	14:31:57.848
2 -	22.383	157.9	28.556	37.034	147.4	1:27.973 (1)	89.20		14:33:25.821
3 -	22.492	161.3	28.603	37.573	144.9	1:28.668	88.51	0.695	14:34:54.489
4 -	22.493	162.0	28.497	37.356	145.8	1:28.346	88.83	0.373	14:36:22.835
5 -	22.708	158.2	28.461	37.535	146.5	1:28.704	88.47	0.731	14:37:51.539
6 -	22.680	158.6	28.418	37.337	146.2	1:28.435	88.74	0.462	14:39:19.974
7 -	22.613	160.5	28.802	37.691	144.0	1:29.106	88.07	1.133	14:40:49.080
8 -	22.740	160.1	28.500	37.443	145.8	1:28.683	88.49	0.710	14:42:17.763
9 -	22.538	160.5	28.488	36.991	145.5	1:28.017 (2)	89.16	0.044	14:43:45.780
10 -	22.748	160.1	28.465	37.129	145.5	1:28.342	88.83	0.369	14:45:14.122
11 -	22.610	159.7	28.496	37.174	146.2	1:28.280 (3)	88.89	0.307	14:46:42.402
12 -	22.696	158.2	28.853	37.343	145.8	1:28.892	88.28	0.919	14:48:11.294
13 -	22.772	158.6	28.600	37.288	145.8	1:28.660	88.51	0.687	14:49:39.954
14 -	22.846	158.6	28.645	37.341	146.2	1:28.832	88.34	0.859	14:51:08.786
15 -	22.884	158.6	28.840	37.934	137.5	1:29.658	87.53	1.685	14:52:38.444

MCRCB BULLETIN TK298

2022 Bennetts British Superbike Championship - Round 7

2022 Pirelli National Superstock Championship with MotoNovo

RACE - SECTOR ANALYSIS



SECTOR 1 = FL to I1, SECTOR 2 = I1 to I2, SECTOR 3 = I2 to FL, DIFF = Difference To Personal Best Lap, P = Crossed Finish Line in Pit Lane, D = Time Disallowed

P4 75		Alex OLSEN		BMW - FHO Racing with Kobelco					
IDEAL LAP TIME : 1:28.272		BEST LAP TIME : 1:28.407		DIFFERENCE : 0.135					
LAP	SECTOR 1	SECTOR 2	SECTOR 3	LAP TIME	MPH	DIFF	TIME OF DAY		
1 -		157.1	29.138	37.426	149.1	1:34.252	83.26	5.845	14:31:57.052
2 -	22.626	161.7	28.575	37.373	148.4	1:28.574	88.60	0.167	14:33:25.626
3 -	22.517	160.5	28.552	37.559	148.4	1:28.628	88.55	0.221	14:34:54.254
4 -	22.550	160.9	28.476	37.381	149.7	1:28.407 (1)	88.77		14:36:22.661
5 -	22.486	160.5	28.622	37.431	148.4	1:28.539 (3)	88.63	0.132	14:37:51.200
6 -	22.545	160.5	28.521	37.358	149.1	1:28.424 (2)	88.75	0.017	14:39:19.624
7 -	22.591	159.7	28.996	38.015	149.4	1:29.602	87.58	1.195	14:40:49.226
8 -	22.689	157.9	28.783	37.470	148.7	1:28.942	88.23	0.535	14:42:18.168
9 -	22.610	161.3	28.560	37.531	147.8	1:28.701	88.47	0.294	14:43:46.869
10 -	22.668	162.4	28.579	37.310	148.4	1:28.557	88.62	0.150	14:45:15.426
11 -	22.632	160.9	28.656	37.481	148.1	1:28.769	88.40	0.362	14:46:44.195
12 -	22.616	160.9	28.774	37.620	146.8	1:29.010	88.17	0.603	14:48:13.205
13 -	22.742	160.5	28.745	37.580	148.1	1:29.067	88.11	0.660	14:49:42.272
14 -	22.777	160.1	28.713	37.835	147.4	1:29.325	87.85	0.918	14:51:11.597
15 -	22.911	159.4	28.966	37.730	148.1	1:29.607	87.58	1.200	14:52:41.204

P5 5		Richard KERR		Honda - AMD Motorsport					
IDEAL LAP TIME : 1:28.294		BEST LAP TIME : 1:28.509		DIFFERENCE : 0.215					
LAP	SECTOR 1	SECTOR 2	SECTOR 3	LAP TIME	MPH	DIFF	TIME OF DAY		
1 -		158.2	29.106	37.613	145.5	1:34.790	82.79	6.281	14:31:57.590
2 -	22.584	157.5	28.906	37.161	146.5	1:28.651	88.52	0.142	14:33:26.241
3 -	22.508	159.0	28.862	37.609	144.0	1:28.979	88.20	0.470	14:34:55.220
4 -	22.498	157.5	28.635	37.376	146.2	1:28.509 (1)	88.66		14:36:23.729
5 -	22.664	157.5	28.717	37.380	145.8	1:28.761	88.41	0.252	14:37:52.490
6 -	22.618	158.2	28.728	37.174	146.5	1:28.520 (2)	88.65	0.011	14:39:21.010
7 -	22.675	158.2	28.717	37.237	148.1	1:28.629 (3)	88.54	0.120	14:40:49.639
8 -	22.712	154.2	28.946	37.418	147.1	1:29.076	88.10	0.567	14:42:18.715
9 -	22.719	157.1	28.838	37.484	145.5	1:29.041	88.13	0.532	14:43:47.756
10 -	22.732	157.9	28.783	37.674	145.5	1:29.189	87.99	0.680	14:45:16.945
11 -	23.196	156.4	28.894	37.603	145.5	1:29.693	87.49	1.184	14:46:46.638
12 -	23.013	154.9	29.139	37.963	144.6	1:30.115	87.08	1.606	14:48:16.753
13 -	22.962	153.2	29.112	37.879	144.3	1:29.953	87.24	1.444	14:49:46.706
14 -	22.903	154.2	29.224	37.760	145.2	1:29.887	87.31	1.378	14:51:16.593
15 -	23.170	152.5	29.358	38.049	143.7	1:30.577	86.64	2.068	14:52:47.170

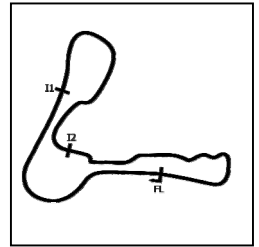
P6 21		Tom WARD		Aprilia - IN Competition / Aprilia					
IDEAL LAP TIME : 1:28.320		BEST LAP TIME : 1:28.569		DIFFERENCE : 0.249					
LAP	SECTOR 1	SECTOR 2	SECTOR 3	LAP TIME	MPH	DIFF	TIME OF DAY		
1 -		149.1	29.645	38.373	147.4	1:36.523	81.30	7.954	14:31:59.323
2 -	22.475	157.9	28.924	37.182	147.4	1:28.581 (2)	88.59	0.012	14:33:27.904
3 -	22.423	154.9	28.844	37.756	145.5	1:29.023	88.15	0.454	14:34:56.927
4 -	22.576	157.9	28.715	37.278	147.1	1:28.569 (1)	88.60		14:36:25.496
5 -	22.905	158.2	28.874	37.380	145.2	1:29.159	88.02	0.590	14:37:54.655
6 -	22.662	157.1	28.890	37.307	148.1	1:28.859 (3)	88.32	0.290	14:39:23.514
7 -	22.790	154.9	28.852	37.732	146.2	1:29.374	87.81	0.805	14:40:52.888
8 -	22.660	153.9	29.038	37.832	145.5	1:29.530	87.65	0.961	14:42:22.418
9 -	22.829	159.0	28.930	37.486	144.3	1:29.245	87.93	0.676	14:43:51.663
10 -	22.833	160.1	28.898	37.804	145.2	1:29.535	87.65	0.966	14:45:21.198
11 -	22.870	159.4	28.795	37.679	144.9	1:29.344	87.84	0.775	14:46:50.542
12 -	22.892	158.2	28.948	37.541	145.2	1:29.381	87.80	0.812	14:48:19.923
13 -	22.857	158.6	29.001	37.633	144.9	1:29.491	87.69	0.922	14:49:49.414
14 -	22.781	159.4	28.868	37.503	146.8	1:29.152	88.03	0.583	14:51:18.566
15 -	22.730	157.5	28.846	37.649	146.8	1:29.225	87.95	0.656	14:52:47.791

MCRCB BULLETIN TK298

2022 Bennetts British Superbike Championship - Round 7

2022 Pirelli National Superstock Championship with MotoNovo

RACE - SECTOR ANALYSIS



SECTOR 1 = FL to I1, SECTOR 2 = I1 to I2, SECTOR 3 = I2 to FL, DIFF = Difference To Personal Best Lap, P = Crossed Finish Line in Pit Lane, D = Time Disallowed

P7		8		Lewis ROLLO		Honda - Milenco by Padgetts Motorcycles				
IDEAL LAP TIME : 1:28.486		BEST LAP TIME : 1:28.520		DIFFERENCE : 0.034						
LAP	SECTOR 1	SECTOR 2	SECTOR 3	LAP TIME	MPH	DIFF	TIME OF DAY			
1 -		154.9	29.402	38.194	146.8	1:36.420	81.39	7.900	14:31:59.220	
2 -	22.481	160.1	28.648	37.391	147.8	1:28.520 (1)	88.65		14:33:27.740	
3 -	22.454	155.7	28.794	37.476	147.8	1:28.724 (3)	88.45	0.204	14:34:56.464	
4 -	22.447	156.7	28.763	37.478	147.1	1:28.688 (2)	88.49	0.168	14:36:25.152	
5 -	22.489	157.1	28.851	37.667	145.8	1:29.007	88.17	0.487	14:37:54.159	
6 -	22.726	154.9	28.806	37.665	147.1	1:29.197	87.98	0.677	14:39:23.356	
7 -	22.714	158.2	28.881	37.755	146.5	1:29.350	87.83	0.830	14:40:52.706	
8 -	22.722	156.4	29.444	37.858	147.8	1:30.024	87.17	1.504	14:42:22.730	
9 -	22.777	155.7	29.038	37.558	146.8	1:29.373	87.81	0.853	14:43:52.103	
10 -	22.670	156.7	28.940	37.718	146.5	1:29.328	87.85	0.808	14:45:21.431	
11 -	22.800	155.7	29.077	37.506	146.5	1:29.383	87.80	0.863	14:46:50.814	
12 -	22.794	154.2	29.063	37.594	145.8	1:29.451	87.73	0.931	14:48:20.265	
13 -	22.665	153.9	29.071	37.746	146.8	1:29.482	87.70	0.962	14:49:49.747	
14 -	22.696	157.1	28.956	37.757	144.9	1:29.409	87.77	0.889	14:51:19.156	
15 -	22.611	157.1	29.024	38.010	145.2	1:29.645	87.54	1.125	14:52:48.801	

P8		51		Brayden ELLIOTT		Honda - CFS Filtration No Bull Racing				
IDEAL LAP TIME : 1:28.776		BEST LAP TIME : 1:28.969		DIFFERENCE : 0.193						
LAP	SECTOR 1	SECTOR 2	SECTOR 3	LAP TIME	MPH	DIFF	TIME OF DAY			
1 -		156.7	29.723	38.151	148.4	1:36.693	81.16	7.724	14:31:59.493	
2 -	22.645	155.7	28.963	37.613	147.8	1:29.221	87.96	0.252	14:33:28.714	
3 -	22.731	156.4	28.879	37.634	148.4	1:29.244	87.93	0.275	14:34:57.958	
4 -	22.623	159.0	28.694	37.652	147.1	1:28.969 (1)	88.21		14:36:26.927	
5 -	22.667	159.0	28.720	37.593	145.5	1:28.980 (2)	88.20	0.011	14:37:55.907	
6 -	22.769	158.6	28.836	37.582	147.4	1:29.187	87.99	0.218	14:39:25.094	
7 -	22.795	157.9	28.789	37.459	147.4	1:29.043 (3)	88.13	0.074	14:40:54.137	
8 -	22.784	159.0	28.779	37.607	147.4	1:29.170	88.01	0.201	14:42:23.307	
9 -	22.763	156.0	28.851	37.743	147.4	1:29.357	87.82	0.388	14:43:52.664	
10 -	22.740	154.9	28.893	37.508	149.1	1:29.141	88.04	0.172	14:45:21.805	
11 -	22.694	151.4	29.026	37.616	148.4	1:29.336	87.84	0.367	14:46:51.141	
12 -	22.680	156.4	29.084	37.658	148.4	1:29.422	87.76	0.453	14:48:20.563	
13 -	22.722	153.5	28.998	37.689	147.8	1:29.409	87.77	0.440	14:49:49.972	
14 -	22.706	149.4	29.040	37.676	148.1	1:29.422	87.76	0.453	14:51:19.394	
15 -	22.853	153.9	28.988	37.639	149.4	1:29.480	87.70	0.511	14:52:48.874	

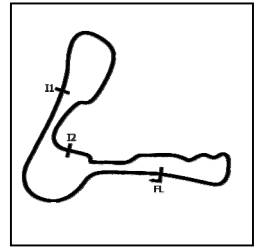
P9		55		Ash BEECH		Honda - Jones Dorling Racing				
IDEAL LAP TIME : 1:28.696		BEST LAP TIME : 1:28.805		DIFFERENCE : 0.109						
LAP	SECTOR 1	SECTOR 2	SECTOR 3	LAP TIME	MPH	DIFF	TIME OF DAY			
1 -		144.9	30.000	38.153	148.4	1:37.475	80.51	8.670	14:32:00.275	
2 -	22.895	153.5	29.256	38.208	145.5	1:30.359	86.85	1.554	14:33:30.634	
3 -	22.525	156.7	28.877	37.824	147.4	1:29.226	87.95	0.421	14:34:59.860	
4 -	22.671	159.0	28.931	37.741	144.9	1:29.343	87.84	0.538	14:36:29.203	
5 -	22.780	158.2	28.804	37.597	145.8	1:29.181	88.00	0.376	14:37:58.384	
6 -	22.634	158.2	28.759	37.412	146.5	1:28.805 (1)	88.37		14:39:27.189	
7 -	22.648	157.5	28.821	37.558	146.5	1:29.027 (2)	88.15	0.222	14:40:56.216	
8 -	22.620	158.6	28.959	37.751	144.9	1:29.330	87.85	0.525	14:42:25.546	
9 -	22.736	158.6	28.798	37.537	145.2	1:29.071 (3)	88.11	0.266	14:43:54.617	
10 -	22.736	158.2	28.996	37.783	147.8	1:29.515	87.67	0.710	14:45:24.132	
11 -	23.034	155.7	29.554	37.923	146.5	1:30.511	86.70	1.706	14:46:54.643	
12 -	22.781	159.7	29.240	37.620	144.3	1:29.641	87.54	0.836	14:48:24.284	
13 -	22.848	157.1	29.003	37.583	144.6	1:29.434	87.75	0.629	14:49:53.718	
14 -	22.834	158.2	29.019	37.779	143.7	1:29.632	87.55	0.827	14:51:23.350	
15 -	22.800	155.7	29.014	37.874	144.6	1:29.688	87.50	0.883	14:52:53.038	

MCRCB BULLETIN TK298

2022 Bennetts British Superbike Championship - Round 7

2022 Pirelli National Superstock Championship with MotoNovo

RACE - SECTOR ANALYSIS



SECTOR 1 = FL to I1, SECTOR 2 = I1 to I2, SECTOR 3 = I2 to FL, DIFF = Difference To Personal Best Lap, P = Crossed Finish Line in Pit Lane, D = Time Disallowed

P10 18		Shaun WINFIELD				Honda - TAG Racing Honda				
IDEAL LAP TIME : 1:28.783		BEST LAP TIME : 1:28.970		DIFFERENCE : 0.187						
LAP	SECTOR 1	SECTOR 2	SECTOR 3	LAP TIME	MPH	DIFF	TIME OF DAY			
1 -		146.8	29.687	38.268	148.7	1:36.917	80.97	7.947	14:31:59.717	
2 -	22.508	151.4	29.238	37.645	147.4	1:29.391	87.79	0.421	14:33:29.108	
3 -	22.398	155.3	28.937	37.888	148.4	1:29.223	87.96	0.253	14:34:58.331	
4 -	22.560	156.0	28.919	37.633	147.1	1:29.112 (2)	88.06	0.142	14:36:27.443	
5 -	22.585	157.1	28.790	37.595	146.8	1:28.970 (1)	88.21		14:37:56.413	
6 -	22.562	158.6	28.999	37.606	148.1	1:29.167 (3)	88.01	0.197	14:39:25.580	
7 -	22.597	156.0	29.163	37.744	146.2	1:29.504	87.68	0.534	14:40:55.084	
8 -	22.668	156.7	29.116	37.721	145.8	1:29.505	87.68	0.535	14:42:24.589	
9 -	22.684	158.6	28.969	37.747	145.8	1:29.400	87.78	0.430	14:43:53.989	
10 -	22.717	158.2	29.130	38.133	146.2	1:29.980	87.22	1.010	14:45:23.969	
11 -	23.087	156.4	29.304	38.092	145.8	1:30.483	86.73	1.513	14:46:54.452	
12 -	22.923	159.0	29.540	37.883	147.1	1:30.346	86.86	1.376	14:48:24.798	
13 -	22.732	158.2	29.075	37.677	146.8	1:29.484	87.70	0.514	14:49:54.282	
14 -	22.665	160.1	29.037	37.868	146.5	1:29.570	87.61	0.600	14:51:23.852	
15 -	22.696	152.5	29.324	38.454	146.5	1:30.474	86.74	1.504	14:52:54.326	

P11 14		Tim NEAVE				Yamaha - Edwards Yamaha				
IDEAL LAP TIME : 1:28.337		BEST LAP TIME : 1:28.560		DIFFERENCE : 0.223						
LAP	SECTOR 1	SECTOR 2	SECTOR 3	LAP TIME	MPH	DIFF	TIME OF DAY			
1 -		155.3	29.308	37.994	145.8	1:35.582	82.10	7.022	14:31:58.382	
2 -	22.543	159.4	28.634	37.460	146.2	1:28.637 (3)	88.54	0.077	14:33:27.019	
3 -	22.423	159.4	28.728	37.499	146.8	1:28.650	88.52	0.090	14:34:55.669	
4 -	22.422	157.9	28.673	37.480	147.4	1:28.575 (2)	88.60	0.015	14:36:24.244	
5 -	22.373	159.7	28.882	37.539	147.4	1:28.794	88.38	0.234	14:37:53.038	
6 -	22.384	160.5	28.668	37.508	145.2	1:28.560 (1)	88.61		14:39:21.598	
7 -	22.520	158.2	28.952	37.343	146.5	1:28.815	88.36	0.255	14:40:50.413	
8 -	22.476	160.1	28.839	37.399	146.5	1:28.714	88.46	0.154	14:42:19.127	
9 -	22.360	159.4	29.030	37.558	147.4	1:28.948	88.23	0.388	14:43:48.075	
10 -	22.486	161.3	28.952	37.713	147.8	1:29.151	88.03	0.591	14:45:17.226	
11 -	31.862	143.7	30.483	38.319	145.8	1:40.664	77.96	12.104	14:46:57.890	
12 -	22.792	157.9	28.809	37.480	147.1	1:29.081	88.10	0.521	14:48:26.971	
13 -	22.535	157.5	29.093	37.771	146.5	1:29.399	87.78	0.839	14:49:56.370	
14 -	22.631	157.1	29.037	37.898	146.5	1:29.566	87.62	1.006	14:51:25.936	
15 -	22.640	157.5	29.274	39.291	134.2	1:31.205	86.04	2.645	14:52:57.141	

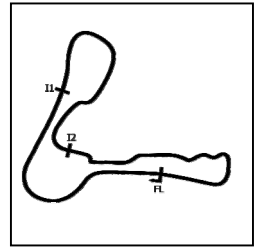
P12 57		Levi DAY				Suzuki - Powerslide Motorcycles Racing				
IDEAL LAP TIME : 1:29.648		BEST LAP TIME : 1:29.758		DIFFERENCE : 0.110						
LAP	SECTOR 1	SECTOR 2	SECTOR 3	LAP TIME	MPH	DIFF	TIME OF DAY			
1 -		145.5	30.563	39.005	145.8	1:39.134	79.16	9.376	14:32:01.934	
2 -	23.099	155.3	29.296	38.090	145.2	1:30.485	86.73	0.727	14:33:32.419	
3 -	22.881	157.1	29.210	38.519	144.0	1:30.610	86.61	0.852	14:35:03.029	
4 -	23.028	157.5	29.018	38.368	144.3	1:30.414	86.80	0.656	14:36:33.443	
5 -	23.011	157.5	29.014	38.043	144.6	1:30.068	87.13	0.310	14:38:03.511	
6 -	22.983	157.5	28.868	37.907	144.9	1:29.758 (1)	87.43		14:39:33.269	
7 -	22.995	156.4	29.054	37.922	144.9	1:29.971 (3)	87.22	0.213	14:41:03.240	
8 -	22.978	153.5	29.346	38.259	144.3	1:30.583	86.63	0.825	14:42:33.823	
9 -	23.088	157.5	29.212	38.087	143.3	1:30.387	86.82	0.629	14:44:04.210	
10 -	22.939	155.3	29.021	37.900	143.3	1:29.860 (2)	87.33	0.102	14:45:34.070	
11 -	22.880	157.1	29.093	38.088	143.7	1:30.061	87.14	0.303	14:47:04.131	
12 -	22.997	156.7	29.102	38.019	144.3	1:30.118	87.08	0.360	14:48:34.249	
13 -	23.053	157.1	29.244	38.027	143.7	1:30.324	86.88	0.566	14:50:04.573	
14 -	23.018	156.7	29.221	37.992	144.0	1:30.231	86.97	0.473	14:51:34.804	
15 -	23.169	156.7	29.374	38.430	142.7	1:30.973	86.26	1.215	14:53:05.777	

MCRCB BULLETIN TK298

2022 Bennetts British Superbike Championship - Round 7

2022 Pirelli National Superstock Championship with MotoNovo

RACE - SECTOR ANALYSIS



SECTOR 1 = FL to I1, SECTOR 2 = I1 to I2, SECTOR 3 = I2 to FL, DIFF = Difference To Personal Best Lap, P = Crossed Finish Line in Pit Lane, D = Time Disallowed

P13 59		Matt TRUELOVE				Aprilia - IN Competition / Aprilia				
IDEAL LAP TIME : 1:29.961		BEST LAP TIME : 1:30.092		DIFFERENCE : 0.131						
LAP	SECTOR 1	SECTOR 2	SECTOR 3	LAP TIME	MPH	DIFF	TIME OF DAY			
1 -		146.2	30.220	38.454	144.9	1:38.303	79.83	8.211	14:32:01.103	
2 -	22.897	156.0	29.081	38.138	144.9	1:30.116 (2)	87.08	0.024	14:33:31.219	
3 -	22.973	159.0	29.106	38.223	144.6	1:30.302	86.90	0.210	14:35:01.521	
4 -	22.806	159.4	29.017	38.269	144.0	1:30.092 (1)	87.11		14:36:31.613	
5 -	22.954	157.9	29.149	38.212	143.7	1:30.315	86.89	0.223	14:38:01.928	
6 -	22.916	158.6	29.200	38.208	144.3	1:30.324	86.88	0.232	14:39:32.252	
7 -	23.039	157.5	29.221	38.404	143.7	1:30.664	86.56	0.572	14:41:02.916	
8 -	23.064	158.6	29.305	38.463	144.3	1:30.832	86.40	0.740	14:42:33.748	
9 -	23.107	158.2	29.692	38.383	144.6	1:31.182	86.07	1.090	14:44:04.930	
10 -	22.913	157.5	29.184	38.223	144.6	1:30.320	86.89	0.228	14:45:35.250	
11 -	22.978	157.9	29.166	38.292	144.6	1:30.436	86.78	0.344	14:47:05.686	
12 -	23.004	158.2	29.181	38.342	143.7	1:30.527	86.69	0.435	14:48:36.213	
13 -	23.029	158.6	29.086	38.365	144.3	1:30.480	86.73	0.388	14:50:06.693	
14 -	22.925	159.4	29.081	38.249	144.6	1:30.255 (3)	86.95	0.163	14:51:36.948	
15 -	22.927	159.0	29.088	38.448	144.0	1:30.463	86.75	0.371	14:53:07.411	

P14 24		Conor CUMMINS				Honda - Milenco by Padgetts Motorcycles				
IDEAL LAP TIME : 1:29.826		BEST LAP TIME : 1:30.165		DIFFERENCE : 0.339						
LAP	SECTOR 1	SECTOR 2	SECTOR 3	LAP TIME	MPH	DIFF	TIME OF DAY			
1 -		141.5	30.855	39.108	147.1	1:39.801	78.63	9.636	14:32:02.601	
2 -	23.037	151.1	29.575	37.919	148.7	1:30.531	86.68	0.366	14:33:33.132	
3 -	22.939	153.5	29.478	38.247	146.8	1:30.664	86.56	0.499	14:35:03.796	
4 -	22.913	154.6	29.533	38.102	146.5	1:30.548	86.67	0.383	14:36:34.344	
5 -	23.060	153.9	29.376	37.867	145.8	1:30.303	86.90	0.138	14:38:04.647	
6 -	22.913	153.2	29.297	38.264	145.8	1:30.474	86.74	0.309	14:39:35.121	
7 -	22.969	157.5	29.362	37.988	145.2	1:30.319	86.89	0.154	14:41:05.440	
8 -	22.898	158.6	29.325	38.166	144.3	1:30.389	86.82	0.224	14:42:35.829	
9 -	22.796	157.9	29.297	38.131	144.3	1:30.224 (3)	86.98	0.059	14:44:06.053	
10 -	22.820	151.8	29.427	37.918	145.5	1:30.165 (1)	87.04		14:45:36.218	
11 -	22.996	154.2	29.575	38.155	145.8	1:30.726	86.50	0.561	14:47:06.944	
12 -	22.867	158.6	29.166	38.159	145.2	1:30.192 (2)	87.01	0.027	14:48:37.136	
13 -	23.025	153.5	29.368	37.864	145.2	1:30.257	86.95	0.092	14:50:07.393	
14 -	22.870	157.5	29.221	38.296	144.3	1:30.387	86.82	0.222	14:51:37.780	
15 -	23.060	156.7	29.293	38.057	144.0	1:30.410	86.80	0.245	14:53:08.190	

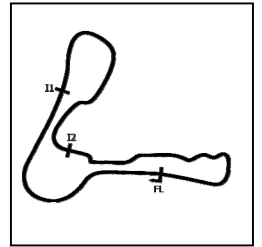
P15 27		Bjorn ESTMENT				Suzuki - Specsavers Suzuki by Hawk Racing				
IDEAL LAP TIME : 1:29.766		BEST LAP TIME : 1:30.023		DIFFERENCE : 0.257						
LAP	SECTOR 1	SECTOR 2	SECTOR 3	LAP TIME	MPH	DIFF	TIME OF DAY			
1 -		147.4	30.609	38.760	145.2	1:38.838	79.40	8.815	14:32:01.638	
2 -	23.141	154.9	29.077	38.227	145.2	1:30.445	86.77	0.422	14:33:32.083	
3 -	22.968	156.0	29.168	38.975	145.8	1:31.111	86.13	1.088	14:35:03.194	
4 -	23.113	149.7	29.084	38.631	144.6	1:30.828	86.40	0.805	14:36:34.022	
5 -	22.878	155.7	29.069	38.076	145.2	1:30.023 (1)	87.17		14:38:04.045	
6 -	22.994	154.9	28.936	38.098	145.8	1:30.028 (2)	87.17	0.005	14:39:34.073	
7 -	23.093	156.7	29.158	37.952	144.3	1:30.203 (3)	87.00	0.180	14:41:04.276	
8 -	23.108	155.7	29.160	37.991	146.2	1:30.259	86.95	0.236	14:42:34.535	
9 -	23.018	155.7	29.253	38.192	145.8	1:30.463	86.75	0.440	14:44:04.998	
10 -	23.126	152.1	29.153	38.036	146.8	1:30.315	86.89	0.292	14:45:35.313	
11 -	23.095	157.5	29.273	38.206	145.2	1:30.574	86.64	0.551	14:47:05.887	
12 -	22.953	157.1	29.255	38.180	146.5	1:30.388	86.82	0.365	14:48:36.275	
13 -	23.132	152.5	29.363	38.042	144.9	1:30.537	86.68	0.514	14:50:06.812	
14 -	22.995	152.1	29.262	38.470	145.5	1:30.727	86.50	0.704	14:51:37.539	
15 -	23.539	151.8	29.311	38.300	145.2	1:31.150	86.10	1.127	14:53:08.689	

MCRCB BULLETIN TK298

2022 Bennetts British Superbike Championship - Round 7

2022 Pirelli National Superstock Championship with MotoNovo

RACE - SECTOR ANALYSIS



SECTOR 1 = FL to I1, SECTOR 2 = I1 to I2, SECTOR 3 = I2 to FL, DIFF = Difference To Personal Best Lap, P = Crossed Finish Line in Pit Lane, D = Time Disallowed

P16 19		Joe TALBOT		Kawasaki - Cheshire Mouldings Kawasaki by JR Performance					
IDEAL LAP TIME : 1:29.632		BEST LAP TIME : 1:29.844		DIFFERENCE : 0.212					
LAP	SECTOR 1	SECTOR 2	SECTOR 3	LAP TIME	MPH	DIFF	TIME OF DAY		
1 -		140.1	30.905	38.840	144.3	1:39.677	78.73	9.833	14:32:02.477
2 -	23.134	156.7	29.150	38.252	144.9	1:30.536	86.68	0.692	14:33:33.013
3 -	23.054	155.7	29.008	38.553	144.3	1:30.615	86.60	0.771	14:35:03.628
4 -	22.972	154.6	29.050	38.479	145.2	1:30.501	86.71	0.657	14:36:34.129
5 -	23.239	156.0	28.903	38.024	145.2	1:30.166 (3)	87.04	0.322	14:38:04.295
6 -	23.013	156.7	28.894	38.743	144.9	1:30.650	86.57	0.806	14:39:34.945
7 -	23.103	157.5	28.975	37.766	144.0	1:29.844 (1)	87.35		14:41:04.789
8 -	23.131	156.4	29.030	38.000	144.6	1:30.161 (2)	87.04	0.317	14:42:34.950
9 -	23.162	156.0	29.193	38.085	144.9	1:30.440	86.77	0.596	14:44:05.390
10 -	23.286	156.0	29.166	37.968	144.0	1:30.420	86.79	0.576	14:45:35.810
11 -	23.344	154.9	29.149	38.029	144.6	1:30.522	86.69	0.678	14:47:06.332
12 -	23.130	156.4	29.123	38.269	143.7	1:30.522	86.69	0.678	14:48:36.854
13 -	23.282	156.4	29.524	38.157	144.6	1:30.963	86.27	1.119	14:50:07.817
14 -	23.229	156.0	29.176	38.193	145.2	1:30.598	86.62	0.754	14:51:38.415
15 -	23.206	154.6	29.398	38.222	144.0	1:30.826	86.40	0.982	14:53:09.241

P17 99		Ben LUXTON		BMW - Team XG Racing					
IDEAL LAP TIME : 1:30.094		BEST LAP TIME : 1:30.156		DIFFERENCE : 0.062					
LAP	SECTOR 1	SECTOR 2	SECTOR 3	LAP TIME	MPH	DIFF	TIME OF DAY		
1 -		143.0	31.017	39.294	147.4	1:40.349	78.20	10.193	14:32:03.149
2 -	23.263	153.9	29.490	37.945	147.4	1:30.698	86.52	0.542	14:33:33.847
3 -	23.074	152.1	29.509	37.896	147.1	1:30.479	86.73	0.323	14:35:04.326
4 -	23.094	152.1	29.471	37.969	146.8	1:30.534	86.68	0.378	14:36:34.860
5 -	23.022	151.8	29.304	37.874	146.8	1:30.200 (2)	87.00	0.044	14:38:05.060
6 -	23.035	150.4	29.323	37.933	147.1	1:30.291	86.91	0.135	14:39:35.351
7 -	23.156	153.5	29.354	37.996	147.1	1:30.506	86.71	0.350	14:41:05.857
8 -	23.108	151.4	29.284	37.833	147.8	1:30.225	86.98	0.069	14:42:36.082
9 -	23.046	151.4	29.349	37.894	146.5	1:30.289	86.92	0.133	14:44:06.371
10 -	23.033	150.8	29.354	37.813	148.4	1:30.200 (2)	87.00	0.044	14:45:36.571
11 -	23.030	151.4	29.478	38.218	146.2	1:30.726	86.50	0.570	14:47:07.297
12 -	23.071	154.9	29.297	37.788	149.1	1:30.156 (1)	87.04		14:48:37.453
13 -	23.082	151.8	29.516	38.008	148.4	1:30.606	86.61	0.450	14:50:08.059
14 -	23.142	148.7	29.454	37.888	148.4	1:30.484	86.73	0.328	14:51:38.543
15 -	23.110	155.3	29.551	38.106	147.8	1:30.767	86.46	0.611	14:53:09.310

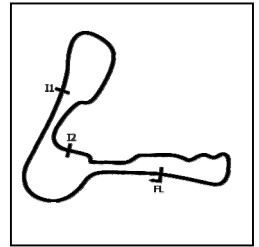
P18 2		TJ TOMS		Kawasaki - Platform Hire Racing					
IDEAL LAP TIME : 1:29.758		BEST LAP TIME : 1:30.196		DIFFERENCE : 0.438					
LAP	SECTOR 1	SECTOR 2	SECTOR 3	LAP TIME	MPH	DIFF	TIME OF DAY		
1 -		144.6	31.171	39.526	146.5	1:41.035	77.67	10.839	14:32:03.835
2 -	23.049	154.9	29.662	38.365	146.5	1:31.076	86.17	0.880	14:33:34.911
3 -	22.772	157.5	29.476	38.476	147.8	1:30.724	86.50	0.528	14:35:05.635
4 -	23.045	146.5	29.338	38.465	147.8	1:30.848	86.38	0.652	14:36:36.483
5 -	23.159	147.4	29.332	38.510	148.4	1:31.001	86.24	0.805	14:38:07.484
6 -	23.025	159.4	29.012	38.159	144.9	1:30.196 (1)	87.01		14:39:37.680
7 -	23.078	159.0	29.106	38.065	145.5	1:30.249 (2)	86.96	0.053	14:41:07.929
8 -	23.139	160.1	29.149	38.255	140.9	1:30.543	86.67	0.347	14:42:38.472
9 -	23.090	159.4	29.211	38.260	144.3	1:30.561	86.66	0.365	14:44:09.033
10 -	22.985	158.6	29.296	37.974	145.5	1:30.255 (3)	86.95	0.059	14:45:39.288
11 -	23.129	159.7	29.466	38.201	144.3	1:30.796	86.43	0.600	14:47:10.084
12 -	23.087	158.6	29.456	38.140	144.6	1:30.683	86.54	0.487	14:48:40.767
13 -	23.212	158.6	29.391	38.115	145.2	1:30.718	86.51	0.522	14:50:11.485
14 -	23.358	159.0	29.389	38.232	144.3	1:30.979	86.26	0.783	14:51:42.464
15 -	23.079	158.6	29.484	38.404	143.3	1:30.967	86.27	0.771	14:53:13.431

MCRCB BULLETIN TK298

2022 Bennetts British Superbike Championship - Round 7

2022 Pirelli National Superstock Championship with MotoNovo

RACE - SECTOR ANALYSIS



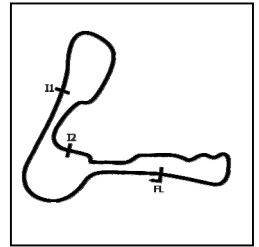
SECTOR 1 = FL to I1, SECTOR 2 = I1 to I2, SECTOR 3 = I2 to FL, DIFF = Difference To Personal Best Lap, P = Crossed Finish Line in Pit Lane, D = Time Disallowed

P19 77		Brent HARRAN		Honda - Optimum Bikes Racing						
IDEAL LAP TIME : 1:30.312		BEST LAP TIME : 1:30.332		DIFFERENCE : 0.020						
LAP	SECTOR 1	SECTOR 2	SECTOR 3	LAP TIME	MPH	DIFF	TIME OF DAY			
1 -		146.5	30.712	39.775	146.8	1:41.639	77.21	11.307	14:32:04.439	
2 -	23.040	153.2	29.608	38.517	147.8	1:31.165	86.08	0.833	14:33:35.604	
3 -	23.085	156.0	29.602	38.512	148.7	1:31.199	86.05	0.867	14:35:06.803	
4 -	23.315	155.3	29.456	38.320	146.2	1:31.091	86.15	0.759	14:36:37.894	
5 -	23.159	150.1	29.638	38.405	147.1	1:31.202	86.05	0.870	14:38:09.096	
6 -	23.098	157.1	29.339	38.085	147.1	1:30.522 (3)	86.69	0.190	14:39:39.618	
7 -	22.978	157.9	29.378	38.287	148.7	1:30.643	86.58	0.311	14:41:10.261	
8 -	23.167	150.8	29.704	38.695	145.8	1:31.566	85.70	1.234	14:42:41.827	
9 -	22.943	156.7	29.294	38.095	146.5	1:30.332 (1)	86.88		14:44:12.159	
10 -	22.933	158.6	29.314	38.191	145.5	1:30.438 (2)	86.77	0.106	14:45:42.597	
11 -	23.260	155.3	29.689	38.247	144.3	1:31.196	86.05	0.864	14:47:13.793	
12 -	23.096	156.0	29.558	38.553	145.8	1:31.207	86.04	0.875	14:48:45.000	
13 -	23.073	156.7	29.698	38.293	145.5	1:31.064	86.18	0.732	14:50:16.064	
14 -	23.209	153.9	29.896	38.382	146.2	1:31.487	85.78	1.155	14:51:47.551	
15 -	23.373	153.5	30.103	38.983	142.1	1:32.459	84.88	2.127	14:53:20.010	

P20 17		Matty WHELAN		Suzuki - ATS Racing						
IDEAL LAP TIME : 1:30.720		BEST LAP TIME : 1:31.028		DIFFERENCE : 0.308						
LAP	SECTOR 1	SECTOR 2	SECTOR 3	LAP TIME	MPH	DIFF	TIME OF DAY			
1 -		146.2	31.171	39.639	144.0	1:41.291	77.47	10.263	14:32:04.091	
2 -	23.165	156.0	29.561	38.646	142.4	1:31.372	85.89	0.344	14:33:35.463	
3 -	23.119	156.0	29.652	38.448	142.7	1:31.219	86.03	0.191	14:35:06.682	
4 -	23.258	153.5	29.324	38.471	142.4	1:31.053 (2)	86.19	0.025	14:36:37.735	
5 -	23.245	155.7	29.571	38.417	141.2	1:31.233	86.02	0.205	14:38:08.968	
6 -	23.519	151.1	29.485	38.417	139.2	1:31.421	85.84	0.393	14:39:40.389	
7 -	23.355	153.2	29.366	38.515	141.2	1:31.236	86.01	0.208	14:41:11.625	
8 -	23.196	155.3	29.233	38.638	139.5	1:31.067 (3)	86.17	0.039	14:42:42.692	
9 -	23.353	154.2	29.184	38.491	141.2	1:31.028 (1)	86.21		14:44:13.720	
10 -	23.400	153.9	29.506	38.523	140.9	1:31.429	85.83	0.401	14:45:45.149	
11 -	23.306	154.2	29.515	38.691	137.5	1:31.512	85.75	0.484	14:47:16.661	
12 -	23.562	147.1	29.560	38.534	139.2	1:31.656	85.62	0.628	14:48:48.317	
13 -	23.455	153.5	29.613	38.679	140.3	1:31.747	85.54	0.719	14:50:20.064	
14 -	23.694	147.8	29.711	39.504	140.1	1:32.909	84.47	1.881	14:51:52.973	
15 -	23.467	152.1	30.060	39.211	134.4	1:32.738	84.62	1.710	14:53:25.711	

P21 25		Jorel BOERBOOM		Kawasaki - G&S Bict Groep Racing						
IDEAL LAP TIME : 1:30.864		BEST LAP TIME : 1:31.115		DIFFERENCE : 0.251						
LAP	SECTOR 1	SECTOR 2	SECTOR 3	LAP TIME	MPH	DIFF	TIME OF DAY			
1 -		150.1	31.210	39.792	144.6	1:41.859	77.04	10.744	14:32:04.659	
2 -	23.293	154.9	29.758	38.323	144.9	1:31.374	85.88	0.259	14:33:36.033	
3 -	23.154	154.6	29.435	38.688	144.6	1:31.277 (2)	85.98	0.162	14:35:07.310	
4 -	23.301	155.3	29.387	38.427	144.0	1:31.115 (1)	86.13		14:36:38.425	
5 -	23.205	156.7	29.499	38.598	143.0	1:31.302 (3)	85.95	0.187	14:38:09.727	
6 -	23.360	155.3	29.468	38.521	143.0	1:31.349	85.91	0.234	14:39:41.076	
7 -	23.359	155.3	29.533	38.584	142.1	1:31.476	85.79	0.361	14:41:12.552	
8 -	23.277	156.4	29.703	38.571	142.4	1:31.551	85.72	0.436	14:42:44.103	
9 -	23.431	154.9	29.609	38.980	142.4	1:32.020	85.28	0.905	14:44:16.123	
10 -	23.736	151.1	29.971	38.835	141.2	1:32.542	84.80	1.427	14:45:48.665	
11 -	23.704	153.2	30.148	39.343	141.5	1:33.195	84.21	2.080	14:47:21.860	
12 -	23.887	146.2	30.220	39.016	142.1	1:33.123	84.27	2.008	14:48:54.983	
13 -	23.847	152.8	30.117	39.096	143.0	1:33.060	84.33	1.945	14:50:28.043	
14 -	23.710	154.2	30.219	39.308	142.7	1:33.237	84.17	2.122	14:52:01.280	
15 -	23.772	153.2	30.108	39.502	141.5	1:33.382	84.04	2.267	14:53:34.662	

RACE - SECTOR ANALYSIS



SECTOR 1 = FL to I1, SECTOR 2 = I1 to I2, SECTOR 3 = I2 to FL, DIFF = Difference To Personal Best Lap, P = Crossed Finish Line in Pit Lane, D = Time Disallowed

P22 22		Dave MACKAY			Suzuki - True Heroes Racing					
IDEAL LAP TIME : 1:32.963		BEST LAP TIME : 1:33.195			DIFFERENCE : 0.232					
LAP	SECTOR 1	SECTOR 2	SECTOR 3	LAP TIME	MPH	DIFF	TIME OF DAY			
1 -		133.1	32.028	40.693	141.2	1:44.251	75.27	11.056	14:32:07.051	
2 -	24.035	144.6	30.205	39.253	142.4	1:33.493	83.94	0.298	14:33:40.544	
3 -	23.665	146.5	30.052	39.478	142.1	1:33.195 (1)	84.21		14:35:13.739	
4 -	23.866	141.2	30.132	40.634	139.5	1:34.632	82.93	1.437	14:36:48.371	
5 -	24.056	140.6	30.457	39.667	139.8	1:34.180	83.33	0.985	14:38:22.551	
6 -	23.832	145.5	30.059	39.370	139.2	1:33.261 (2)	84.15	0.066	14:39:55.812	
7 -	23.956	146.5	30.357	39.389	139.2	1:33.702	83.75	0.507	14:41:29.514	
8 -	24.033	147.4	30.352	39.298	139.2	1:33.683	83.77	0.488	14:43:03.197	
9 -	24.075	142.7	30.664	40.164	139.2	1:34.903	82.69	1.708	14:44:38.100	
10 -	24.116	149.1	30.141	39.373	138.6	1:33.630	83.82	0.435	14:46:11.730	
11 -	24.047	144.9	30.445	39.344	138.9	1:33.836	83.63	0.641	14:47:45.566	
12 -	24.053	148.4	30.045	39.323	138.9	1:33.421 (3)	84.00	0.226	14:49:18.987	
13 -	23.937	148.4	30.244	39.612	139.2	1:33.793	83.67	0.598	14:50:52.780	
14 -	24.010	145.8	30.219	39.447	138.6	1:33.676	83.77	0.481	14:52:26.456	
15 -	24.087	141.8	31.157	41.265	130.5	1:36.509	81.31	3.314	14:54:02.965	

P23 10		Joe SHELDON-SHAW			Suzuki - Forward Vision Racing					
IDEAL LAP TIME : 1:28.433		BEST LAP TIME : 1:28.549			DIFFERENCE : 0.116					
LAP	SECTOR 1	SECTOR 2	SECTOR 3	LAP TIME	MPH	DIFF	TIME OF DAY			
1 -		152.8	29.483	37.903	147.8	1:35.773	81.94	7.224	14:31:58.573	
2 -	22.626	156.4	28.736	37.375	148.1	1:28.737 (3)	88.44	0.188	14:33:27.310	
3 -	22.617	159.0	28.643	37.289	148.7	1:28.549 (1)	88.62		14:34:55.859	
4 -	22.546	158.6	28.820	37.336	148.4	1:28.702 (2)	88.47	0.153	14:36:24.561	
5 -	22.501	159.0	28.795	37.568	145.8	1:28.864	88.31	0.315	14:37:53.425	
6 -	22.623	159.7	28.663	37.461	146.5	1:28.747	88.43	0.198	14:39:22.172	
7 -	22.702	157.9	28.996	37.400	146.8	1:29.098	88.08	0.549	14:40:51.270	
8 -	22.745	159.4	29.065	37.465	145.2	1:29.275	87.90	0.726	14:42:20.545	
9 -	22.846	158.2	29.060	37.466	146.2	1:29.372	87.81	0.823	14:43:49.917	
10 -	22.966	158.6	28.926	37.543	145.8	1:29.435	87.75	0.886	14:45:19.352	

P24 83		Liam MARCHANT			Kawasaki - Delkevics UK					
IDEAL LAP TIME : 1:32.174		BEST LAP TIME : 1:32.174			DIFFERENCE : 0.000					
LAP	SECTOR 1	SECTOR 2	SECTOR 3	LAP TIME	MPH	DIFF	TIME OF DAY			
1 -		138.3	31.266	40.195	138.0	1:42.454	76.60	10.280	14:32:05.254	
2 -	23.636	144.3	29.724	38.814	136.3	1:32.174 (1)	85.14		14:33:37.428	
3 -	24.392	146.8	29.745	38.828	136.9	1:32.965 (2)	84.41	0.791	14:35:10.393	
4 -	23.844	145.2	29.919	39.312	135.5	1:33.075 (3)	84.31	0.901	14:36:43.468	
5 -	24.092	144.6	41.777	40.249	136.3	1:46.118	73.95	13.944	14:38:29.586	
6 -	23.874	143.0	30.303	39.212	134.4	1:33.389	84.03	1.215	14:40:02.975	
7 -	25.067	130.3	31.966	40.117	135.2	1:37.150	80.78	4.976	14:41:40.125	
8 -	24.171	142.7	32.958	41.397	130.8	1:38.526	79.65	6.352	14:43:18.651	

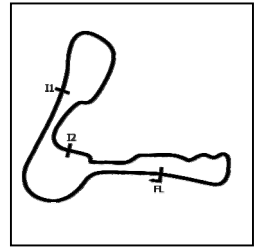
P25 30		Rob McNEALY			BMW - McNealy Brown					
IDEAL LAP TIME : 1:30.295		BEST LAP TIME : 1:30.810			DIFFERENCE : 0.515					
LAP	SECTOR 1	SECTOR 2	SECTOR 3	LAP TIME	MPH	DIFF	TIME OF DAY			
1 -		145.2	31.140	39.404	140.9	1:40.758	77.88	9.948	14:32:03.558	
2 -	23.156	152.8	29.500	38.154	142.7	1:30.810 (1)	86.42		14:33:34.368	
3 -	23.060	153.2	29.423	38.589	142.4	1:31.072 (3)	86.17	0.262	14:35:05.440	
4 -	23.141	153.2	29.081	38.626	140.3	1:30.848 (2)	86.38	0.038	14:36:36.288	
5 -	23.263	151.8	29.263	38.592	143.0	1:31.118	86.13	0.308	14:38:07.406	
6 -	23.538	150.8	29.442	38.460	141.8	1:31.440	85.82	0.630	14:39:38.846	
7 -	23.262	152.1	29.494	38.471	141.2	1:31.227	86.02	0.417	14:41:10.073	

MCRCB BULLETIN TK298

2022 Bennetts British Superbike Championship - Round 7

2022 Pirelli National Superstock Championship with MotoNovo

RACE - SECTOR ANALYSIS



SECTOR 1 = FL to I1, SECTOR 2 = I1 to I2, SECTOR 3 = I2 to FL, DIFF = Difference To Personal Best Lap, P = Crossed Finish Line in Pit Lane, D = Time Disallowed

P26 39		Max MORGAN		Kawasaki - MSS Performance					
IDEAL LAP TIME : 1:33.001		BEST LAP TIME : 1:33.095		DIFFERENCE : 0.094					
LAP	SECTOR 1	SECTOR 2	SECTOR 3	LAP TIME	MPH	DIFF	TIME OF DAY		
1 -		141.2	31.798	40.796	140.3	1:44.120	75.37	11.025	14:32:06.920
2 -	23.793	155.7	29.934	39.701	141.8	1:33.428 (2)	84.00	0.333	14:33:40.348
3 -	23.518	156.4	30.028	39.549	142.4	1:33.095 (1)	84.30		14:35:13.443
4 -	23.799	153.9	30.063	40.972	141.2	1:34.834	82.75	1.739	14:36:48.277
5 -	23.947	152.5	30.470	40.539	141.5	1:34.956	82.64	1.861	14:38:23.233
6 -	23.652	150.8	30.478	40.210	140.3	1:34.340 (3)	83.18	1.245	14:39:57.573

P27 40		Joe FRANCIS		Kawasaki - Stauff Fluid Power Kawasaki					
IDEAL LAP TIME : 1:29.059		BEST LAP TIME : 1:29.096		DIFFERENCE : 0.037					
LAP	SECTOR 1	SECTOR 2	SECTOR 3	LAP TIME	MPH	DIFF	TIME OF DAY		
1 -		146.5	29.784	38.353	145.5	1:37.334	80.62	8.238	14:32:00.134
2 -	22.976	158.6	29.008	37.625	144.9	1:29.609 (2)	87.58	0.513	14:33:29.743
3 -	22.799	157.9	28.832	37.465	145.8	1:29.096 (1)	88.08		14:34:58.839

P28 94		Max STANTON		BMW - PHR Performance					
IDEAL LAP TIME : 1:30.160		BEST LAP TIME : 1:30.510		DIFFERENCE : 0.350					
LAP	SECTOR 1	SECTOR 2	SECTOR 3	LAP TIME	MPH	DIFF	TIME OF DAY		
1 -		140.6	30.700	38.822	149.7	1:39.228	79.09	8.718	14:32:02.028
2 -	23.225	157.9	29.353	37.932	149.7	1:30.510 (1)	86.70		14:33:32.538

P29 76		Luke VERWEY		BMW - WSE Racing					
IDEAL LAP TIME : 1:33.773		BEST LAP TIME : 1:33.915		DIFFERENCE : 0.142					
LAP	SECTOR 1	SECTOR 2	SECTOR 3	LAP TIME	MPH	DIFF	TIME OF DAY		
1 -		142.7	31.682	40.208	147.1	1:42.914	76.25	8.999	14:32:05.714
2 -	23.522	152.8	30.385	40.008	144.9	1:33.915 (1)	83.56		14:33:39.629

P30 31		Sam COX		BMW - Sam Cox Racing					
IDEAL LAP TIME : 1:38.267		BEST LAP TIME :		DIFFERENCE :					
LAP	SECTOR 1	SECTOR 2	SECTOR 3	LAP TIME	MPH	DIFF	TIME OF DAY		
1 -		133.6	31.769	IN PIT		2:58.015 P	44.08		14:33:20.815
2 -	OUTLAP	136.1	32.386	41.313	138.0	2:03.656	63.46		14:35:24.471

MCRCB BULLETIN TK299**2022 Bennetts British Superbike Championship - Round 7****2022 Pirelli National Superstock Championship with MotoNovo****RACE - BEST SECTORS**

SECTOR 1			SECTOR 2			SECTOR 3			IDEAL / BEST COMPARISON						
POS	NO	NAME	TIME	NO	NAME	TIME	NO	NAME	TIME	POS	NO	NAME	IDEAL	BEST	DIFF
													PERFECT LAP	1:27.273	
1	86	NESBITT	22.356	86	NESBITT	28.225	86	NESBITT	36.692	1	86	NESBITT	1:27.273	1:27.604	0.331
2	14	NEAVE	22.360	3	McCONNELL	28.418	3	McCONNELL	36.991	2	3	McCONNELL	1:27.792	1:27.973	0.181
3	3	McCONNELL	22.383	75	OLSEN	28.476	74	TODD	37.003	3	74	TODD	1:27.938	1:27.959	0.021
4	18	WINFIELD	22.398	74	TODD	28.477	5	KERR	37.161	4	75	OLSEN	1:28.272	1:28.407	0.135
5	21	WARD	22.423	14	NEAVE	28.634	21	WARD	37.182	5	5	KERR	1:28.294	1:28.509	0.215
6	8	ROLLO	22.447	5	KERR	28.635	10	SHELDON-SHAW	37.289	6	21	WARD	1:28.320	1:28.569	0.249
7	74	TODD	22.458	10	SHELDON-SHAW	28.643	75	OLSEN	37.310	7	14	NEAVE	1:28.337	1:28.560	0.223
8	75	OLSEN	22.486	8	ROLLO	28.648	14	NEAVE	37.343	8	10	SHELDON-SHAW	1:28.433	1:28.549	0.116
9	5	KERR	22.498	51	ELLIOTT	28.694	8	ROLLO	37.391	9	8	ROLLO	1:28.486	1:28.520	0.034
10	10	SHELDON-SHAW	22.501	21	WARD	28.715	55	BEECH	37.412	10	55	BEECH	1:28.696	1:28.805	0.109
11	55	BEECH	22.525	55	BEECH	28.759	51	ELLIOTT	37.459	11	51	ELLIOTT	1:28.776	1:28.969	0.193
12	51	ELLIOTT	22.623	18	WINFIELD	28.790	40	FRANCIS	37.465	12	18	WINFIELD	1:28.783	1:28.970	0.187
13	40	FRANCIS	22.762	40	FRANCIS	28.832	18	WINFIELD	37.595	13	40	FRANCIS	1:29.059	1:29.096	0.037
14	2	TOMS	22.772	57	DAY	28.868	19	TALBOT	37.766	14	19	TALBOT	1:29.632	1:29.844	0.212
15	24	CUMMINS	22.796	19	TALBOT	28.894	99	LUXTON	37.788	15	57	DAY	1:29.648	1:29.758	0.110
16	59	TRUELOVE	22.806	27	ESTMENT	28.936	24	CUMMINS	37.864	16	2	TOMS	1:29.758	1:30.196	0.438
17	27	ESTMENT	22.878	2	TOMS	29.012	57	DAY	37.900	17	27	ESTMENT	1:29.766	1:30.023	0.257
18	57	DAY	22.880	59	TRUELOVE	29.017	94	STANTON	37.932	18	24	CUMMINS	1:29.826	1:30.165	0.339
19	94	STANTON	22.893	30	McNEALY	29.081	27	ESTMENT	37.952	19	59	TRUELOVE	1:29.961	1:30.092	0.131
20	77	HARRAN	22.933	24	CUMMINS	29.166	2	TOMS	37.974	20	99	LUXTON	1:30.094	1:30.156	0.062
21	19	TALBOT	22.972	17	WHELAN	29.184	77	HARRAN	38.085	21	94	STANTON	1:30.160	1:30.510	0.350
22	99	LUXTON	23.022	99	LUXTON	29.284	59	TRUELOVE	38.138	22	30	McNEALY	1:30.295	1:30.810	0.515
23	30	McNEALY	23.060	77	HARRAN	29.294	30	McNEALY	38.154	23	77	HARRAN	1:30.312	1:30.332	0.020
24	17	WHELAN	23.119	94	STANTON	29.335	25	BOERBOOM	38.323	24	17	WHELAN	1:30.720	1:31.028	0.308
25	25	BOERBOOM	23.154	25	BOERBOOM	29.387	17	WHELAN	38.417	25	25	BOERBOOM	1:30.864	1:31.115	0.251
26	76	VERWEY	23.380	83	MARCHANT	29.724	83	MARCHANT	38.814	26	83	MARCHANT	1:32.174	1:32.174	0.000
27	39	MORGAN	23.518	39	MORGAN	29.934	22	MACKAY	39.253	27	22	MACKAY	1:32.963	1:33.195	0.232
28	83	MARCHANT	23.636	22	MACKAY	30.045	39	MORGAN	39.549	28	39	MORGAN	1:33.001	1:33.095	0.094
29	22	MACKAY	23.665	76	VERWEY	30.385	76	VERWEY	40.008	29	76	VERWEY	1:33.773	1:33.915	0.142
30	31	COX	25.185	31	COX	31.769	31	COX	41.313	30	31	COX	1:38.267		

MCRCB BULLETIN TK300**2022 Bennetts British Superbike Championship - Round 7****2022 Pirelli National Superstock Championship with MotoNovo****RACE - BEST SPEEDS**

POS	INTERMEDIATE 1			INTERMEDIATE 2			FINISH LINE		
	NO	NAME	MPH	NO	NAME	MPH	NO	NAME	MPH
1	74	TODD	162.8				75	OLSEN	149.7
2	75	OLSEN	162.4				94	STAINTON	149.7
3	3	McCONNELL	162.0				51	ELLIOTT	149.4
4	86	NESBITT	161.7				99	LUXTON	149.1
5	14	NEAVE	161.3				18	WINFIELD	148.7
6	21	WARD	160.1				24	CUMMINS	148.7
7	8	ROLLO	160.1				77	HARRAN	148.7
8	18	WINFIELD	160.1				10	SHELDON-SHAW	148.7
9	2	TOMS	160.1				55	BEECH	148.4
10	55	BEECH	159.7				2	TOMS	148.4
11	10	SHELDON-SHAW	159.7				74	TODD	148.1
12	59	TRUELOVE	159.4				5	KERR	148.1
13	76	VERWEY	159.4				21	WARD	148.1
14	5	KERR	159.0				8	ROLLO	147.8
15	51	ELLIOTT	159.0				14	NEAVE	147.8
16	40	FRANCIS	159.0				3	McCONNELL	147.4
17	24	CUMMINS	158.6				76	VERWEY	147.1
18	77	HARRAN	158.6				86	NESBITT	146.8
19	94	STAINTON	157.9				27	ESTMENT	146.8
20	57	DAY	157.5				57	DAY	145.8
21	27	ESTMENT	157.5				40	FRANCIS	145.8
22	19	TALBOT	157.5				19	TALBOT	145.2
23	25	BOERBOOM	156.7				59	TRUELOVE	144.9
24	39	MORGAN	156.4				25	BOERBOOM	144.9
25	17	WHELAN	156.0				17	WHELAN	144.0
26	99	LUXTON	155.3				30	McNEALY	143.0
27	30	McNEALY	153.2				22	MACKAY	142.4
28	22	MACKAY	149.1				39	MORGAN	142.4
29	83	MARCHANT	146.8				83	MARCHANT	138.0
30	31	COX	136.6				31	COX	138.0

MCRCB BULLETIN TK301

2022 Bennetts British Superbike Championship - Round 7

2022 Pirelli National Superstock Championship with MotoNovo

RACE - STATISTICS

Competitors Started	30
Planned Start	2022-08-29 @ 14:30:00.000
Actual Start	2022-08-29 @ 14:30:22.799
Finish Time	2022-08-29 @ 14:52:33.697
Track Length	2.1800mi.
Total Laps	370
Total Distance Covered	806.6069mi.

Session Fastest Lap History

NO	NAME	LAP TIME	TIME OF DAY	LAP	VEHICLE
74	Davey TODD	1:28.287	14:33:24.659	2	Honda
3	Billy McCONNELL	1:27.973	14:33:25.844	2	Honda
86	Charlie NESBITT	1:27.871	14:42:16.073	8	Suzuki
86	Charlie NESBITT	1:27.604	14:43:43.677	9	Suzuki

Session Leader History

NO	NAME	FROM LAP	LAPS LED	DISTANCE	VEHICLE
74	Davey TODD	1	7	15.26 miles	Honda
86	Charlie NESBITT	8	8	17.44 miles	Suzuki

Flag History

TYPE	TIME OF DAY
GREEN	14:30:22.799
FINISH	14:52:33.697

Flag Statistics

TYPE	COUNT	TOTAL LAPS	TOTAL TIME
Green	1	15	25:43.978
Red	0	0	0.000
Safety Car	0	0	0.000
FCY	0	0	0.000

MCRCB BULLETIN TK302

2022 Bennetts British Superbike Championship - Round 7

2022 Pirelli National Superstock Championship with MotoNovo

RACE - SESSION NOTES

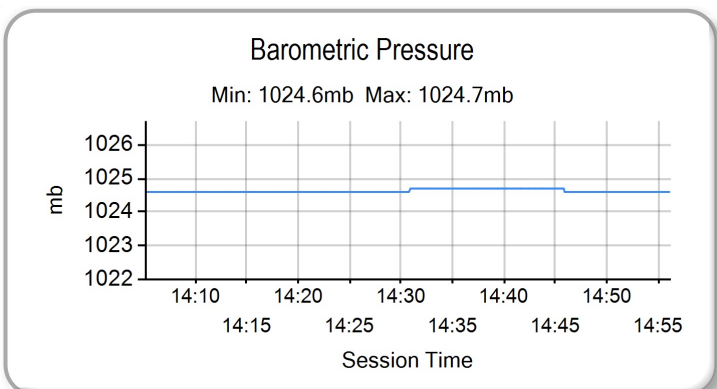
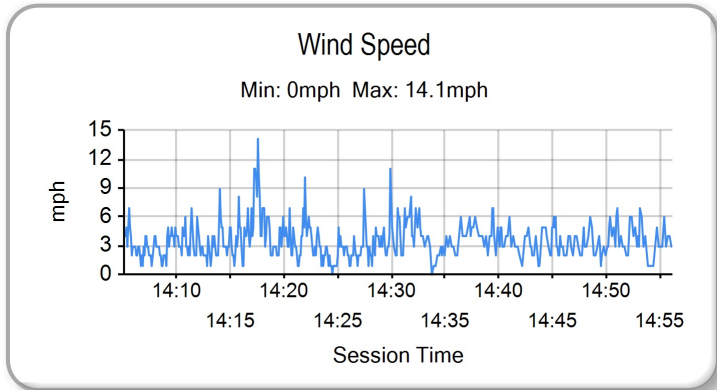
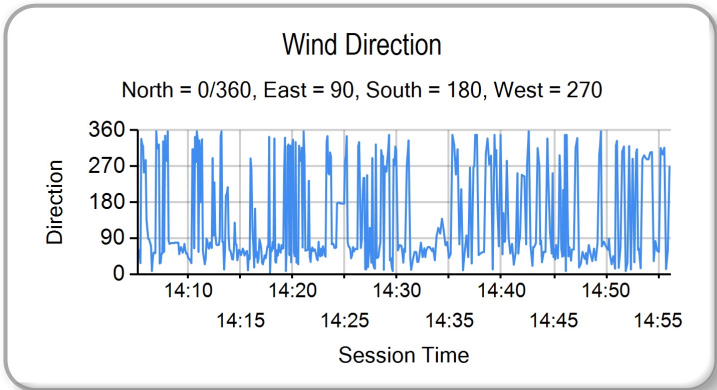
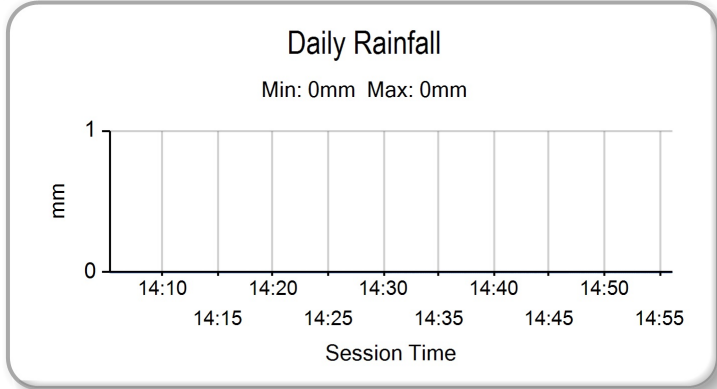
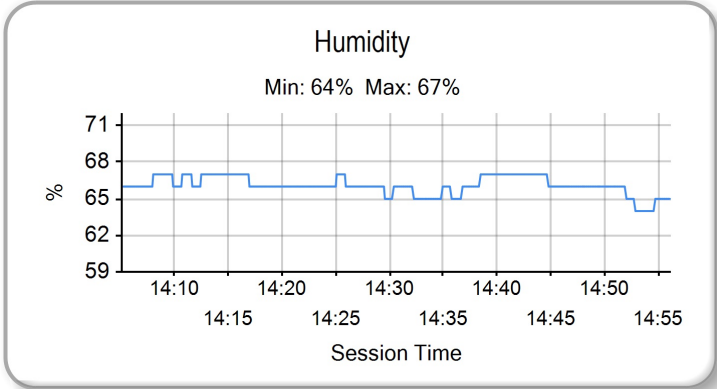
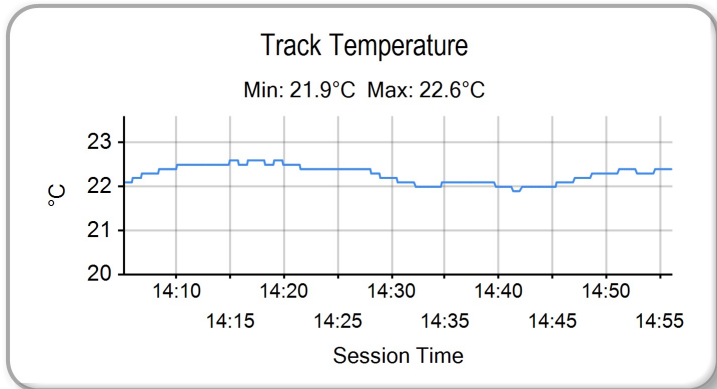
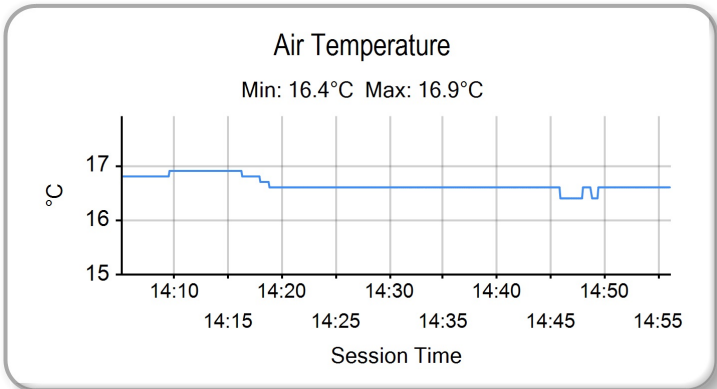
TIME	MESSAGE
14:18:16	PITLANE OPEN
14:24:02	PITLANE CLOSED
14:25:13	3 MINUTES TO WARM UP LAP
14:27:07	1 MINUTE TO WARM UP LAP
14:27:28	30 SECONDS TO WARM UP LAP
14:27:54	GREEN FLAG - WARM UP LAP
14:29:23	RACE START
14:32:54	NO. 83 JUMP START - 10 SECONDS TIME PENALTY
14:34:46	NO. 76 FALLER AT T4 PARK CORNER - RIDER OK
14:35:23	NO. 94 FALLER AT T18 BARN - RIDER OK
14:36:41	NO. 40 FALLER AT T15 HALL BENDS - RIDER OK
14:42:54	NO. 30 FALLER AT T17 HAIRPIN - RIDER OK
14:45:27	TWO THIRDS DISTANCE COMPLETED
14:46:35	NO. 10 FALLER AT T8 MANSFIELD - RIDER OK
14:46:37	
14:46:49	TWO THIRDS DISTANCE COMPLETED

MCRCB BULLETIN TK303

2022 Bennetts British Superbike Championship - Round 7

2022 Pirelli National Superstock Championship with MotoNovo

RACE - WEATHER CONDITIONS



2022 Pirelli National Superstock Championship with MotoNovo
RIDERS POINTS AFTER ROUND 12


	TOTAL	GAP	DIFF	1 15th - 17th April	2 Silverstone National	3 30th April - 2nd May Oulton Park International	4 20th - 22nd May	5 Donington Park National	6 17th - 19th June	7 Knockhill	8 22nd - 24th July	9 Brands Hatch GP	10 12th - 14th August	11 Thruxton	12 27th - 29th August Cadwell Park	13 9th - 11th September Snetterton 300	14 23rd - 25th September	15 Oulton Park International	16 30th Sept - 2nd Oct	17 Donington Park GP	18 14th - 16th October Brands Hatch GP	Wins	Seconds	Thirds	
1	Billy McCONNELL (Honda)	186			16	25	10	25	20	25	16	13	20	16									3	2	3
2	Davey TODD (Honda)	166	20		10	11	16	16	20	13	16	11	20	13	20								0	3	3
3	Alex OLSEN (BMW)	153	33	13		20	11	13	11	11	11	13	25	25	13								2	1	0
4	Brayden ELLIOTT (Honda)	149	37	4	20	8	20	25	13	20	13	8	5	9	8								1	3	0
5	Richard KERR (Honda)	128	58	21	6	2	7	11	16	13	25	9	7	10	11	11							1	0	1
6	Tom WARD (Aprilia)	119	67	9	16	9	8	10	8	16	16	8	10	8	10								0	0	3
7	Tim NEAVE (Yamaha)	115	71	4	25	25	10	20	25					5	5								3	1	0
8	Charlie NESBITT (Suzuki)	98	88	17				7	11	10		4	9	16	16	25							1	0	2
9	Lewis ROLLO (Honda)	79	107	19		13	9	3	9	10		5	11	10	9								0	0	0
10	David ALLINGHAM (Honda)	69	117	10	9	6	13	8		3	10	20											0	1	0
11	Brent HARRAN (Honda)	67	119	2	13	7	6	5	9	7	8		1	9	2								0	0	0
12	Levi DAY (Suzuki)	46	140	21	8	5	5	6	1	2	5	6	4		4								0	0	0
13	Richard COOPER (Suzuki)	45	141	1								20	25										1	1	0
14	Jack NIXON (BMW)	44	142	1	11	10	3	6	7	2				2	3								0	0	0
15	Shaun WINFIELD (Honda)	42	144	2	4	1		3		4	4	6		7	7	6							0	0	0
16	Joe FRANCIS (Kawasaki)	37	149	5		3		5	8		7		8	6									0	0	0
17	Luke HEDGER (Suzuki)	25	161	12				9	1		2	3	6	4									0	0	0
18	Joe SHELDON-SHAW (Suzuki)	22	164	3	1			1	6	6	3	4	1										0	0	0
19	Ashley BEECH (Suzuki)	21	165	1	5		4			1			3	1	7								0	0	0
20	Joe TALBOT (Kawasaki)	20	166	1	2		2	4	5	7													0	0	0
21	Kade VERWEY (BMW)	12	174	8						9	1	2											0	0	0
22	Ian HUTCHINSON (BMW)	11	175	1	7	4																	0	0	0
23	TJ TOMS (Kawasaki)	7	179	4				2		5													0	0	0
24	Matt TRUELOVE (Aprilia)	7	179	0		3		1							3								0	0	0
25	Tom OLIVER (Suzuki)	6	180	1				4	2														0	0	0
26	Matthew PAULO (BMW)	3	183	3					3														0	0	0
27	Conor CUMMINS (Honda)	2	184	1											2								0	0	0
28	Bjorn ESTMENT (Suzuki)	1	185	1											1								0	0	0