

OMOLOGATO®



PIRELLI

SUPERSTOCK

NATIONAL CHAMPIONSHIP

WITH
MotoNovo
FINANCE

PIRELLI NATIONAL SUPERSTOCK CHAMPIONSHIP WITH MOTONOVO FINANCE

MSVR
MOTORSPORT VISION RACING

Round 4

Knockhill

17th – 19th June 2022



SPORTS TIMING

TIMING SOLUTIONS LTD

Timing & Results Provided by Timing Solutions Ltd

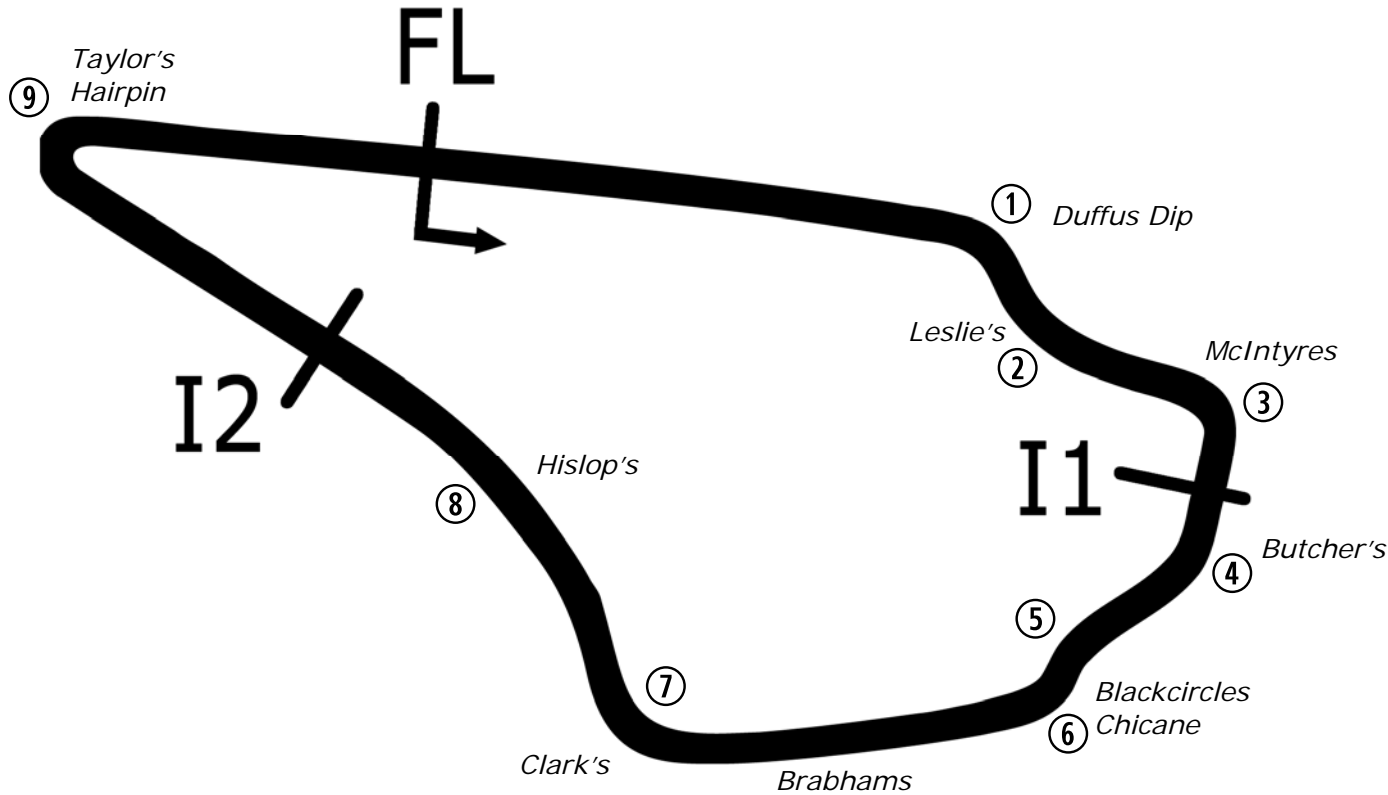
www.tsl-timing.com

Knockhill

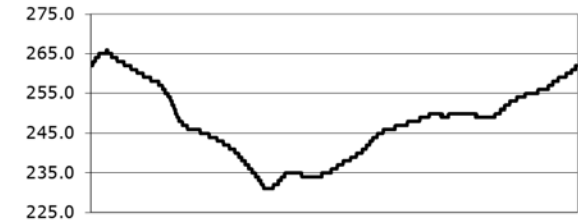


SPORTS TIMING

TIMING SOLUTIONS LTD



Circuit Altitude (m)



Length	1.2669 miles	2039.0 m	
FL		56.13099 N	3.50816 W
I1	697m	56.12864 N	3.49941 W
I2	1508m	56.12969 N	3.50906 W
Pit Entry	2039m	56.13098 N	3.50793 W
Pit Exit	183m after FL	56.13080 N	3.50519 W
Pit Entry-Pit Exit 175m, 10.5s @60kph, 7.8s @80kph			

Lap Records		Best Sector Information					
		Sector 1	S1 Trap (mph)	Sector 2	S2 Trap (mph)	Sector 3	F/L Trap (mph)
Superbike	47.462	15.528	NONE	18.445	151.1	12.789	145.8
Superstock (1000)	48.323	15.955	NONE	18.874	147.1	13.208	142.4
Supersport / GP2	49.144	16.110	NONE	19.183	138.3	13.477	131.8
Junior Superstock (600)	50.603	16.465	NONE	19.641	135.5	13.896	128.8
Ducati Cup	51.277	16.868	NONE	19.963	136.6	14.151	128.0
Sidecar 600	51.948	16.849	NONE	20.372	116.9	14.751	110.0
BTC 2020	54.635	17.786	NONE	21.138	113.7	15.282	107.7
Junior Supersport	55.748	18.152	NONE	21.493	105.1	15.759	100.1

START LIST



NO	CL	NAME	NAT	ENTRY
2		TJ TOMS	GBR	Kawasaki - Platform Hire Racing
3		Billy McCONNELL	AUS	Honda - C&L Fairburn Properties / Jackson Racing
5		Richard KERR	IRL	Honda - AMD Motorsport
7		Kade VERWEY	GBR	BMW - Team XG Racing
8		Lewis ROLLO	GBR	Honda - Milenco by Padgetts Motorcycles
9		Callum GRIGOR	GBR	Kawasaki - Grigor Racing
10		Joe SHELDON-SHAW	GBR	Suzuki - Forward Vision Racing
11		David ALLINGHAM	GBR	Honda - TAG Racing Honda
15		Nathan HARRISON	GBR	Honda - Quayside Racing
16		James BUCHANAN	GBR	Kawasaki - Blue Motion Racing
18		Shaun WINFIELD	GBR	Honda - TAG Racing Honda
19		Joe TALBOT	GBR	Kawasaki - Cheshire Mouldings Kawasaki by JR Performance
20		Tom OLIVER	GBR	Suzuki - Buildbase Suzuki
21		Tom WARD	GBR	Aprilia - IN Competition / Aprilia
22		Dave MACKAY	GBR	Suzuki - True Heroes Racing
25		Jorel BOERBOOM	NLD	Kawasaki - G&S Bict Groep Racing
30		Rob McNEALY	GBR	BMW - McNealy Brown
39		Max MORGAN	GBR	Kawasaki - MSS Performance
40		Joe FRANCIS	GBR	Kawasaki - Stauff Fluid Power Kawasaki
42		Sam HOLME	GBR	Kawasaki - HIA Racing
44		Jack NIXON	GBR	BMW - FHO Racing with Kobelco
45		Scott SWANN	GBR	Yamaha - Swann Racing
51		Brayden ELLIOTT	AUS	Honda - CFS Filtration No Bull Racing
55		Ash BEECH	GBR	Suzuki - Jones Dorling Racing
57		Levi DAY	AUS	Suzuki - Powerslide Motorcycles Racing
59		Matt TRUELOVE	GBR	Aprilia - IN Competition / Aprilia
61		David SELLERS	GBR	Suzuki - True Heroes Racing
71		Matthew PAULO	GBR	BMW - Matthew Paulo Racing Team
73		David BROOK	GBR	Honda - Guildford Audio by Brook Motorsport
74		Davey TODD	GBR	Honda - Milenco by Padgetts Motorcycles
75		Alex OLSEN	GBR	BMW - FHO Racing with Kobelco
76		Luke VERWEY	GBR	BMW - WSE Racing
77		Brent HARRAN	RSA	Honda - Optimum Bikes Racing
84		Anthony MOORE	GBR	Suzuki - Specsavers Suzuki by Hawk Racing
86		Charlie NESBITT	GBR	Suzuki - VisionTrack Suzuki
94		Max STANTON	GBR	BMW - PHR Performance
99		Ben LUXTON	GBR	BMW - Team XG Racing

Total Competitors: 37

Knockhill: 1.2669 miles

Results can be found at www.britishsuperbike.com

Printed - 12:47 Monday, 13 June 2022



2022 Pirelli National Superstock Championship with MotoNovo
RIDER PERFORMANCE CHART AFTER ROUND 5



#	NAME / BIKE	15th - 17th April	Silverstone National	30th April - 2nd May Oulton Park International	20th - 22nd May	Donington Park National	17th - 19th June	Knockhill	22nd - 24th July	Brands Hatch GP	12th - 14th August	Thruxton	27th - 29th August Cadwell Park	9th - 11th September Snetterton 300	23rd - 25th September	Oulton Park International	30th Sept - 2nd Oct	Donington Park GP	14th - 16th October Brands Hatch GP
		1	2	3	4	5	6	7	8	9	10	11	12	13	14	15	16	17	18
2	TJ TOMS (Kawasaki)	DNS	16	18	14	17													
3	Billy McCONNELL (Honda)	19	3	1	DNS	6													
4	Ian HUTCHINSON (BMW)	9	12	17															
5	Richard KERR (Honda)	10	14	9	5	3													
6	Craig NEVE (BMW)	16	19																
6	Michael DUNLOP (BMW)			22															
7	Kade VERWEY (BMW)	DNS	DNF	DNF	DNS	24													
8	Lewis ROLLO (Honda)	DNF	4	7	DNS	13													
9	John McGUINNESS (Honda)	21	24	21															
10	Joe SHELDON-SHAW (Suzuki)	15	DNF	16	15	18													
11	David ALLINGHAM (Honda)	7	10	4	8	19													
12	Luke HEDGER (Suzuki)			7	15														
14	Tim NEAVE (Yamaha)	1*	1	6	2	1													
15	Nathan HARRISON (Honda)	17	23	DNS															
16	James BUCHANAN (Kawasaki)	30	DNF	DNQ	29	32													
18	Shaun WINFIELD (Honda)	12	15	DNF	13	22													
19	Joe TALBOT (Kawasaki)	14	DNF	14	17	12													
20	Tom OLIVER (Suzuki)	DNF	18	DNF	12	14													
21	Tom WARD (Aprilia)	3	7	8	6	8													
22	Dave MACKAY (Suzuki)	29	29	29	28	31													
24	Conor CUMMINS (Honda)			19	21														
25	Jorel BOERBOOM (Kawasaki)	28	28	28	27	29													
26	Josh WAINWRIGHT (Honda)	24	DNF																
26	Rob HODSON (Kawasaki)			27															
27	Bjorn ESTMENT (Suzuki)				23	DNF													
30	Rob McNEALY (BMW)	DNS	25	19	21	26													
39	Max MORGAN (Kawasaki)	26	27	25	24	30													
40	Joe FRANCIS (Kawasaki)	DNS	13	DNF	DNF	11													
42	Sam HOLME (Kawasaki)	23	DNF	30															
43	Jonathan PERRY (Kawasaki)	DNQ	DNQ																
44	Jack NIXON (BMW)	5	6	13	10	9													
49	Lee WILLIAMS (Kawasaki)			31	22	25													
51	Brayden ELLIOTT (Honda)	2	8	2	1	4*													
55	Ash BEECH (Suzuki)	11	DNF	12	16	16													
57	Levi DAY (Suzuki)	8	11	11	DNF	10													
59	Matt TRUELOVE (Aprilia)	13	17	15	DNS	20													
61	David SELLERS (Suzuki)			26	26	28													
62	Sam WEST (BMW)	18	21																
66	Brendan MALLINDER (BMW)			25	DNF														
71	Phil CROWE (BMW)			DNF															
73	David BROOK (Honda)	22	26	23	20	DNF													
74	Davey TODD (Honda)	6	5	3	3	2													
75	Alex OLSEN (BMW)	DNF	2*	5	4*	DNF													
76	Luke VERWEY (BMW)	25	DNF	DNF	DNS	DNS													
77	Brent HARRAN (Honda)	4	9	10	11	7													
84	Anthony MOORE (Suzuki)	27	DNF	DNS															
86	Charlie NESBITT (Suzuki)	DNF	DNF	DNF	9	5													
94	Max STANTON (Honda)	20	22	20	18	23													
99	Ben LUXTON (BMW)	DNF	20	24	DNF	27													

* Denotes Fastest Lap | DNF = Did Not Finish | DNQ = Did Not Qualify | DNS = Did Not Start
NC = Finished but Not Classified | DQ = Disqualified | Change of Team/Machine || | LCQR = Did not Qualify from Last Chance Race
Denotes Pole Position

FREE PRACTICE 1 - CLASSIFICATION



POS	NO	NAME	NAT	ENTRY	TIME	ON	LAPS	GAP	DIFF	MPH
1	40	Joe FRANCIS	GBR	Kawasaki - Stauff Fluid Power Kawasaki	53.919	17	17			84.59
2	8	Lewis ROLLO	GBR	Honda - Milenco by Padgetts Motorcycles	54.264	19	20	0.345	0.345	84.05
3	86	Charlie NESBITT	GBR	Suzuki - VisionTrack Suzuki	54.377	26	28	0.458	0.113	83.87
4	55	Ash BEECH	GBR	Suzuki - Jones Dorling Racing	54.707	28	29	0.788	0.330	83.37
5	74	Davey TODD	GBR	Honda - Milenco by Padgetts Motorcycles	55.123	24	24	1.204	0.416	82.74
6	21	Tom WARD	GBR	Aprilia - IN Competition / Aprilia	55.691	19	23	1.772	0.568	81.90
7	20	Tom OLIVER	GBR	Suzuki - Buildbase Suzuki	55.718	18	18	1.799	0.027	81.86
8	57	Levi DAY	AUS	Suzuki - Powerslide Motorcycles Racing	55.733	22	23	1.814	0.015	81.83
9	10	Joe SHELDON-SHAW	GBR	Suzuki - Forward Vision Racing	56.149	14	15	2.230	0.416	81.23
10	9	Callum GRIGOR	GBR	Kawasaki - Grigor Racing	56.226	17	17	2.307	0.077	81.12
11	19	Joe TALBOT	GBR	Kawasaki - Cheshire Mouldings Kawasaki by JR Perfor	56.280	18	27	2.361	0.054	81.04
12	77	Brent HARRAN	RSA	Honda - Optimum Bikes Racing	56.342	17	18	2.423	0.062	80.95
13	44	Jack NIXON	GBR	BMW - FHO Racing with Kobelco	56.490	21	21	2.571	0.148	80.74
14	2	TJ TOMS	GBR	Kawasaki - Platform Hire Racing	56.887	26	26	2.968	0.397	80.17
15	42	Sam HOLME	GBR	Kawasaki - HIA Racing	58.384	13	21	4.465	1.497	78.12
16	25	Jorel BOERBOOM	NLD	Kawasaki - G&S Bict Groep Racing	58.632	27	29	4.713	0.248	77.79
QUALIFYING LAPTIME (110.0% of 53.919) = 59.310										
17	59	Matt TRUELOVE	GBR	Aprilia - IN Competition / Aprilia	1:01.479	4	6	7.560	2.847	74.18
18	94	Max STANTON	GBR	BMW - PHR Performance	1:01.905	10	14	7.986	0.426	73.67
19	16	James BUCHANAN	GBR	Kawasaki - Blue Motion Racing	1:04.486	17	20	10.567	2.581	70.73

Weather / Track : Rain / Wet

These results are provisional until the conclusion of any judicial and technical matters.

Knockhill: 1.2669 miles

Date: 17/06/2022 Start: 11:30 Finish: 12:00

Race Director :	Stewards :	Timekeeper : Richard Evans
-----------------	------------	----------------------------

Results can be found at www.britishsuperbike.com

Printed - 12:01 Friday, 17 June 2022

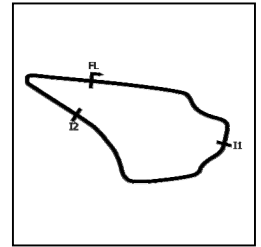


MCRCB BULLETIN TK023

2022 Bennetts British Superbike Championship - Round 4

2022 Pirelli National Superstock Championship with MotoNovo

FREE PRACTICE 1 - SECTOR ANALYSIS



SECTOR 1 = FL to I1, SECTOR 2 = I1 to I2, SECTOR 3 = I2 to FL, DIFF = Difference To Personal Best Lap, P = Crossed Finish Line in Pit Lane, D = Time Disallowed

P1 40		Joe FRANCIS				Kawasaki - Stauff Fluid Power Kawasaki			
IDEAL LAP TIME : 53.887		BEST LAP TIME : 53.919		DIFFERENCE : 0.032					
LAP	SECTOR 1	SECTOR 2		SECTOR 3		LAP TIME	MPH	DIFF	TIME OF DAY
1 -	OUTLAP	25.540	116.3	16.705	126.3				11:40:14.204
2 -	19.379	24.190	119.1	15.858	128.5	59.427	76.75	5.508	11:41:13.631
3 -	18.971	23.611	113.9	15.622	130.5	58.204	78.36	4.285	11:42:11.835
4 -	18.772	23.818	119.8	15.651	130.5	58.241	78.31	4.322	11:43:10.076
5 -	18.607	23.139	120.9	15.588	131.0	57.334	79.55	3.415	11:44:07.410
6 -	18.520	22.509	123.1	15.230	132.3	56.259	81.07	2.340	11:45:03.669
7 -	18.500	22.271	125.2	15.222	132.1	55.993	81.45	2.074	11:45:59.662
8 -	18.872	22.983	122.4	14.995	131.8	56.850	80.23	2.931	11:46:56.512
9 -	18.076	21.987	125.4	14.907	132.1	54.970	82.97	1.051	11:47:51.482
10 -	18.211	22.270	126.8	15.172	133.1	55.653	81.95	1.734	11:48:47.135
11 -	18.084	21.792	127.0	14.783	132.3	54.659	83.44	0.740	11:49:41.794
12 -	18.548	23.509	116.5	20.993	36.7	1:03.050	72.34	9.131	11:50:44.844
13 -	OUTLAP	23.160	120.0	15.474	130.5	5:57.165	12.77	5:03.246	11:56:42.009
14 -	18.275	22.408	124.5	14.793	132.6	55.476	82.21	1.557	11:57:37.485
15 -	17.937	21.638	126.8	14.645	133.1	54.220 (3)	84.12	0.301	11:58:31.705
16 -	17.804	21.733	126.3	14.627	132.6	54.164 (2)	84.20	0.245	11:59:25.869
17 -	17.767	21.493	127.8	14.659	133.1	53.919 (1)	84.59		12:00:19.788

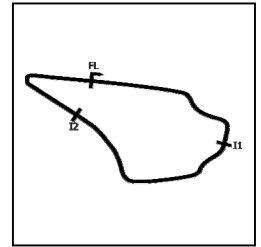
P2 8		Lewis ROLLO				Honda - Milenco by Padgetts Motorcycles			
IDEAL LAP TIME : 54.264		BEST LAP TIME : 54.264		DIFFERENCE : 0.000					
LAP	SECTOR 1	SECTOR 2		SECTOR 3		LAP TIME	MPH	DIFF	TIME OF DAY
1 -	OUTLAP	26.277	116.7	17.245	127.8				11:36:28.356
2 -	20.812	23.881	122.6	16.998	126.1	1:01.691	73.93	7.427	11:37:30.047
3 -	20.166	23.164	125.6	15.912	129.8	59.242	76.99	4.978	11:38:29.289
4 -	19.532	23.031	122.9	16.095	132.3	58.658	77.75	4.394	11:39:27.947
5 -	19.266	22.550	129.3	15.642	133.1	57.458	79.38	3.194	11:40:25.405
6 -	19.838	22.748	124.5	15.624	133.1	58.210	78.35	3.946	11:41:23.615
7 -	18.856	22.489	128.0	15.321	132.6	56.666	80.49	2.402	11:42:20.281
8 -	18.946	21.950	131.5	15.056	133.4	55.952	81.51	1.688	11:43:16.233
9 -	18.483	21.781	131.8	15.032	132.1	55.296	82.48	1.032	11:44:11.529
10 -	19.766	23.781	112.2	19.376	43.6	1:02.923	72.48	8.659	11:45:14.452
11 -	OUTLAP	23.153	126.1	15.455	131.0	6:17.410	12.08	5:23.146	11:51:31.862
12 -	18.882	22.113	130.8	15.047	131.8	56.042	81.38	1.778	11:52:27.904
13 -	18.637	21.774	133.1	15.173	131.5	55.584	82.05	1.320	11:53:23.488
14 -	19.226	22.463	131.0	15.204	131.8	56.893	80.17	2.629	11:54:20.381
15 -	18.551	22.824	122.6	15.138	132.1	56.513	80.70	2.249	11:55:16.894
16 -	18.500	21.710	132.6	14.829	131.8	55.039	82.87	0.775	11:56:11.933
17 -	18.275	21.588	132.8	14.767	132.3	54.630 (3)	83.49	0.366	11:57:06.563
18 -	18.235	21.508	132.3	14.733	131.8	54.476 (2)	83.72	0.212	11:58:01.039
19 -	18.203	21.467	132.8	14.594	135.0	54.264 (1)	84.05		11:58:55.303
20 -	20.234	25.213	115.1	22.787	38.1	1:08.234	66.84	13.970	12:00:03.537

MCRCB BULLETIN TK023

2022 Bennetts British Superbike Championship - Round 4

2022 Pirelli National Superstock Championship with MotoNovo

FREE PRACTICE 1 - SECTOR ANALYSIS



SECTOR 1 = FL to I1, SECTOR 2 = I1 to I2, SECTOR 3 = I2 to FL, DIFF = Difference To Personal Best Lap, P = Crossed Finish Line in Pit Lane, D = Time Disallowed

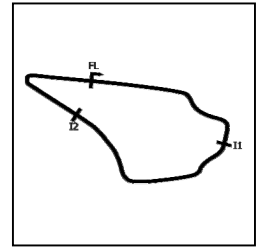
P3 86		Charlie NESBITT				Suzuki - VisionTrack Suzuki			
IDEAL LAP TIME : 54.329		BEST LAP TIME : 54.377		DIFFERENCE : 0.048					
LAP	SECTOR 1	SECTOR 2		SECTOR 3		LAP TIME	MPH	DIFF	TIME OF DAY
1 -	OUTLAP	27.762	111.8	18.048	123.8				11:31:19.430
2 -	22.421	25.735	120.2	16.866	128.0	1:05.022	70.14	10.645	11:32:24.452
3 -	21.529	24.850	122.4	16.497	128.5	1:02.876	72.54	8.499	11:33:27.328
4 -	20.738	24.119	123.3	16.218	127.8	1:01.075	74.68	6.698	11:34:28.403
5 -	20.307	23.782	122.4	16.012	129.0	1:00.101	75.89	5.724	11:35:28.504
6 -	19.898	23.308	126.8	16.851	127.8	1:00.057	75.94	5.680	11:36:28.561
7 -	20.819	23.825	126.8	16.190	128.3	1:00.834	74.97	6.457	11:37:29.395
8 -	19.862	23.320	128.3	15.778	130.0	58.960	77.35	4.583	11:38:28.355
9 -	19.781	23.619	122.0	15.617	130.5	59.017	77.28	4.640	11:39:27.372
10 -	19.276	22.602	131.0	15.727	131.8	57.605	79.17	3.228	11:40:24.977
11 -	19.116	22.549	128.3	20.435	31.2	1:02.100	73.44	7.723	11:41:27.077
12 -	OUTLAP	23.725	128.5	15.860	131.0	4:27.640	17.04	3:33.263	11:45:54.717
13 -	19.667	23.042	128.3	15.495	129.3	58.204	78.36	3.827	11:46:52.921
14 -	19.079	22.601	130.3	15.595	128.5	57.275	79.63	2.898	11:47:50.196
15 -	19.129	22.260	128.0	15.781	132.1	57.170	79.78	2.793	11:48:47.366
16 -	18.716	21.889	131.3	15.191	131.8	55.796	81.74	1.419	11:49:43.162
17 -	18.538	22.072	129.0	15.358	131.3	55.968	81.49	1.591	11:50:39.130
18 -	18.532	21.984	131.3	15.065	132.8	55.581	82.06	1.204	11:51:34.711
19 -	18.466	21.766	132.6	15.056	130.0	55.288	82.49	0.911	11:52:29.999
20 -	18.613	21.774	132.6	15.387	132.3	55.774	81.77	1.397	11:53:25.773
21 -	18.526	22.226	123.8	15.770	132.3	56.522	80.69	2.145	11:54:22.295
22 -	18.544	22.053	124.9	15.117	133.1	55.714	81.86	1.337	11:55:18.009
23 -	18.317	21.755	132.8	15.096	132.3	55.168	82.67	0.791	11:56:13.177
24 -	18.305	21.861	132.8	14.939	132.6	55.105	82.77	0.728	11:57:08.282
25 -	18.199	21.498	133.1	14.832	132.3	54.529 (3)	83.64	0.152	11:58:02.811
26 -	18.113	21.438	134.2	14.826	134.7	54.377 (1)	83.87		11:58:57.188
27 -	18.201	21.537	133.1	14.878	131.3	54.616	83.51	0.239	11:59:51.804
28 -	18.161	21.474	133.6	14.778	133.9	54.413 (2)	83.82	0.036	12:00:46.217

MCRCB BULLETIN TK023

2022 Bennetts British Superbike Championship - Round 4

2022 Pirelli National Superstock Championship with MotoNovo

FREE PRACTICE 1 - SECTOR ANALYSIS



SECTOR 1 = FL to I1, SECTOR 2 = I1 to I2, SECTOR 3 = I2 to FL, DIFF = Difference To Personal Best Lap, P = Crossed Finish Line in Pit Lane, D = Time Disallowed

P4 55 Ash BEECH		Suzuki - Jones Dorling Racing							
IDEAL LAP TIME : 54.707		BEST LAP TIME : 54.707		DIFFERENCE : 0.000					
LAP	SECTOR 1	SECTOR 2		SECTOR 3		LAP TIME	MPH	DIFF	TIME OF DAY
1 -	OUTLAP	28.539	105.6	18.190	126.1				11:31:47.871
2 -	22.262	26.430	116.9	17.521	127.3	1:06.213	68.88	11.506	11:32:54.084
3 -	21.525	25.207	121.3	17.006	126.8	1:03.738	71.56	9.031	11:33:57.822
4 -	20.965	25.998	111.8	17.021	128.0	1:03.984	71.28	9.277	11:35:01.806
5 -	20.800	24.239	124.2	16.607	129.8	1:01.646	73.98	6.939	11:36:03.452
6 -	20.755	31.091	110.9	17.401	129.5	1:09.247	65.86	14.540	11:37:12.699
7 -	20.330	23.662	127.5	16.075	130.0	1:00.067	75.93	5.360	11:38:12.766
8 -	20.345	23.712	121.5	23.032	32.2	1:07.089	67.98	12.382	11:39:19.855
9 -	OUTLAP	24.210	120.0	16.451	129.8	2:16.417	33.43	1:21.710	11:41:36.272
10 -	19.866	23.391	128.0	15.812	131.5	59.069	77.21	4.362	11:42:35.341
11 -	19.752	23.013	129.3	15.628	131.3	58.393	78.11	3.686	11:43:33.734
12 -	19.510	22.718	129.8	15.442	130.5	57.670	79.08	2.963	11:44:31.404
13 -	19.521	22.704	128.3	15.514	129.8	57.739	78.99	3.032	11:45:29.143
14 -	19.076	22.144	130.5	15.470	130.3	56.690	80.45	1.983	11:46:25.833
15 -	18.991	22.582	129.0	15.671	129.5	57.244	79.67	2.537	11:47:23.077
16 -	18.804	22.896	106.1	17.114	129.3	58.814	77.55	4.107	11:48:21.891
17 -	18.985	22.004	131.3	15.204	131.0	56.193	81.16	1.486	11:49:18.084
18 -	18.718	21.875	130.8	15.209	131.0	55.802	81.73	1.095	11:50:13.886
19 -	19.528	22.936	130.0	15.412	131.3	57.876	78.80	3.169	11:51:11.762
20 -	18.757	21.878	131.5	15.059	130.8	55.694	81.89	0.987	11:52:07.456
21 -	18.616	23.752	104.0	16.182	131.0	58.550	77.90	3.843	11:53:06.006
22 -	18.453	21.701	131.3	15.270	131.5	55.424	82.29	0.717	11:54:01.430
23 -	18.489	21.747	132.8	14.939	131.0	55.175 (2)	82.66	0.468	11:54:56.605
24 -	22.529	24.273	122.6	16.230	131.5	1:03.032	72.36	8.325	11:55:59.637
25 -	18.712	21.941	132.3	15.258	131.3	55.911	81.57	1.204	11:56:55.548
26 -	18.745	21.932	132.8	15.031	131.0	55.708	81.87	1.001	11:57:51.256
27 -	18.538	21.720	132.6	15.050	130.8	55.308 (3)	82.46	0.601	11:58:46.564
28 -	18.419	21.457	132.6	14.831	132.8	54.707 (1)	83.37		11:59:41.271
29 -	18.701	22.504	119.6	15.971	118.1	57.176	79.77	2.469	12:00:38.447

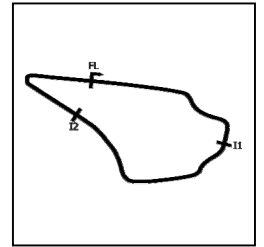
P5 74 Davey TODD		Honda - Milenco by Padgetts Motorcycles							
IDEAL LAP TIME : 55.074		BEST LAP TIME : 55.123		DIFFERENCE : 0.049					
LAP	SECTOR 1	SECTOR 2		SECTOR 3		LAP TIME	MPH	DIFF	TIME OF DAY
1 -	OUTLAP	27.686	110.5	17.150	125.6				11:34:58.086
2 -	21.496	25.412	113.5	16.185	128.8	1:03.093	72.29	7.970	11:36:01.179
3 -	20.819	24.895	117.3	15.995	129.5	1:01.709	73.91	6.586	11:37:02.888
4 -	20.464	24.190	120.4	15.480	130.8	1:00.134	75.84	5.011	11:38:03.022
5 -	19.994	24.164	121.1	15.208	132.3	59.366	76.83	4.243	11:39:02.388
6 -	19.510	24.109	119.6	15.566	130.8	59.185	77.06	4.062	11:40:01.573
7 -	19.492	23.171	124.5	15.669	128.5	58.332	78.19	3.209	11:40:59.905
8 -	19.491	22.866	122.4	15.509	131.5	57.866	78.82	2.743	11:41:57.771
9 -	19.170	22.767	126.3	15.126	133.9	57.063	79.93	1.940	11:42:54.834
10 -	19.135	22.794	126.6	15.244	132.8	57.173	79.77	2.050	11:43:52.007
11 -	19.012	23.159	125.6	15.174	133.1	57.345	79.53	2.222	11:44:49.352
12 -	19.050	22.718	127.0	15.262	133.6	57.030	79.97	1.907	11:45:46.382
13 -	18.917	22.938	126.3	15.106	132.1	56.961	80.07	1.838	11:46:43.343
14 -	18.964	22.445	126.1	15.022	132.8	56.431	80.82	1.308	11:47:39.774
15 -	18.800	22.529	126.6	15.081	133.1	56.410	80.85	1.287	11:48:36.184
16 -	18.641	22.332	128.5	14.735	135.2	55.708 (3)	81.87	0.585	11:49:31.892
17 -	18.760	22.298	127.5	14.834	132.6	55.892	81.60	0.769	11:50:27.784
18 -	18.656	22.291	126.1	15.095	132.3	56.042	81.38	0.919	11:51:23.826
19 -	19.165	23.007	121.7	19.340	33.0	1:01.512	74.14	6.389	11:52:25.338
20 -	OUTLAP	23.649	124.5	15.816	132.6	4:22.266	17.39	3:27.143	11:56:47.604
21 -	19.347	22.810	123.1	15.206	133.1	57.363	79.51	2.240	11:57:44.967
22 -	18.759	22.326	127.5	14.898	134.4	55.983	81.47	0.860	11:58:40.950
23 -	18.528	22.279	127.5	14.774	133.4	55.581 (2)	82.06	0.458	11:59:36.531
24 -	18.577	22.007	129.8	14.539	133.9	55.123 (1)	82.74		12:00:31.654

MCRCB BULLETIN TK023

2022 Bennetts British Superbike Championship - Round 4

2022 Pirelli National Superstock Championship with MotoNovo

FREE PRACTICE 1 - SECTOR ANALYSIS



SECTOR 1 = FL to I1, SECTOR 2 = I1 to I2, SECTOR 3 = I2 to FL, DIFF = Difference To Personal Best Lap, P = Crossed Finish Line in Pit Lane, D = Time Disallowed

P6 21 Tom WARD		Aprilia - IN Competition / Aprilia								
IDEAL LAP TIME : 55.456		BEST LAP TIME : 55.691		DIFFERENCE : 0.235						
LAP	SECTOR 1	SECTOR 2	SECTOR 3	LAP TIME	MPH	DIFF	TIME OF DAY			
1 -	OUTLAP	25.595	111.1	17.307	127.8				11:33:17.183	
2 -	20.663	24.794	114.7	16.470	128.8	1:01.927	73.65	6.236	11:34:19.110	
3 -	21.338	24.179	116.3	16.382	128.3	1:01.899	73.68	6.208	11:35:21.009	
4 -	20.135	23.544	119.6	16.105	129.8	59.784	76.29	4.093	11:36:20.793	
5 -	19.742	23.493	123.1	16.238	129.3	59.473	76.69	3.782	11:37:20.266	
6 -	19.945	23.689	119.8	16.141	130.0	59.775	76.30	4.084	11:38:20.041	
7 -	19.491	23.574	122.2	15.642	132.1	58.707	77.69	3.016	11:39:18.748	
8 -	19.539	23.148	124.2	16.042	129.8	58.729	77.66	3.038	11:40:17.477	
9 -	19.191	23.040	124.2	15.719	130.0	57.950	78.70	2.259	11:41:15.427	
10 -	19.350	22.840	123.3	15.708	131.3	57.898	78.77	2.207	11:42:13.325	
11 -	18.981	22.678	122.9	15.569	133.1	57.228	79.70	1.537	11:43:10.553	
12 -	19.065	22.599	123.5	15.305	133.6	56.969	80.06	1.278	11:44:07.522	
13 -	18.977	22.588	123.5	15.521	130.3	57.086	79.89	1.395	11:45:04.608	
14 -	18.922	22.307	127.0	15.289	132.1	56.518	80.70	0.827	11:46:01.126	
15 -	18.724	22.995	123.8	15.388	131.3	57.107	79.86	1.416	11:46:58.233	
16 -	18.799	22.072	126.8	15.104	133.1	55.975 (3)	81.48	0.284	11:47:54.208	
17 -	19.001	22.486	125.9	15.527	130.5	57.014	79.99	1.323	11:48:51.222	
18 -	18.796	22.713	127.0	15.204	130.3	56.713	80.42	1.022	11:49:47.935	
19 -	18.674	22.011	128.3	15.006	131.5	55.691 (1)	81.90		11:50:43.626	
20 -	18.439	22.196	126.6	15.078	131.3	55.713 (2)	81.86	0.022	11:51:39.339	
21 -	18.718	22.266	125.9	15.348	130.0	56.332	80.96	0.641	11:52:35.671	
22 -	18.711	22.160	126.3	15.212	130.8	56.083	81.32	0.392	11:53:31.754	
23 -	19.733	24.175	118.9	21.190	36.2	1:05.098	70.06	9.407	11:54:36.852	

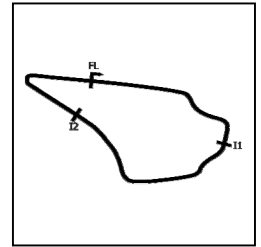
P7 20 Tom OLIVER		Suzuki - Buildbase Suzuki								
IDEAL LAP TIME : 55.470		BEST LAP TIME : 55.718		DIFFERENCE : 0.248						
LAP	SECTOR 1	SECTOR 2	SECTOR 3	LAP TIME	MPH	DIFF	TIME OF DAY			
1 -	OUTLAP	28.210	105.8	18.295	122.6				11:31:20.870	
2 -	21.767	25.787	114.5	16.790	126.6	1:04.344	70.88	8.626	11:32:25.214	
3 -	21.131	24.860	114.5	16.373	130.5	1:02.364	73.13	6.646	11:33:27.578	
4 -	20.713	24.142	115.5	16.108	130.3	1:00.963	74.81	5.245	11:34:28.541	
5 -	20.364	23.941	118.3	15.893	130.8	1:00.198	75.76	4.480	11:35:28.739	
6 -	19.853	23.396	120.9	16.758	126.3	1:00.007	76.00	4.289	11:36:28.746	
7 -	21.077	24.198	120.6	15.979	128.3	1:01.254	74.46	5.536	11:37:30.000	
8 -	19.577	23.085	125.4	15.757	130.5	58.419	78.07	2.701	11:38:28.419	
9 -	19.477	23.350	124.9	15.512	131.0	58.339	78.18	2.621	11:39:26.758	
10 -	19.260	22.926	124.9	15.672	130.8	57.858	78.83	2.140	11:40:24.616	
11 -	18.999	22.733	126.6	15.550	132.3	57.282	79.62	1.564	11:41:21.898	
12 -	18.783	22.806	125.9	15.665	123.8	57.254	79.66	1.536	11:42:19.152	
13 -	18.853	24.364	118.9	15.318	131.0	58.535	77.92	2.817	11:43:17.687	
14 -	18.478	22.365	128.3	14.995	131.3	55.838 (2)	81.68	0.120	11:44:13.525	
15 -	18.433	23.066	113.5	21.184	41.2	1:02.683	72.76	6.965	11:45:16.208	
16 -	OUTLAP	25.236	116.7	16.005	128.0	5:05.891	14.91	4:10.173	11:50:22.099	
17 -	19.126	22.765	124.5	15.293	131.3	57.184 (3)	79.76	1.466	11:51:19.283	
18 -	18.547	22.202	127.8	14.969	131.0	55.718 (1)	81.86		11:52:15.001	

MCRCB BULLETIN TK023

2022 Bennetts British Superbike Championship - Round 4

2022 Pirelli National Superstock Championship with MotoNovo

FREE PRACTICE 1 - SECTOR ANALYSIS



SECTOR 1 = FL to I1, SECTOR 2 = I1 to I2, SECTOR 3 = I2 to FL, DIFF = Difference To Personal Best Lap, P = Crossed Finish Line in Pit Lane, D = Time Disallowed

P8 57		Levi DAY				Suzuki - Powerslide Motorcycles Racing			
IDEAL LAP TIME : 55.546		BEST LAP TIME : 55.733		DIFFERENCE : 0.187					
LAP	SECTOR 1	SECTOR 2		SECTOR 3		LAP TIME	MPH	DIFF	TIME OF DAY
1 -	OUTLAP	30.945	95.3	19.774	120.0				11:32:01.735
2 -	22.407	25.658	112.0	17.716	126.3	1:05.781	69.33	10.048	11:33:07.516
3 -	21.429	25.446	110.7	17.184	129.5	1:04.059	71.20	8.326	11:34:11.575
4 -	20.134	24.526	113.7	16.816	132.1	1:01.476	74.19	5.743	11:35:13.051
5 -	20.093	24.856	118.3	16.657	130.5	1:01.606	74.03	5.873	11:36:14.657
6 -	20.279	31.705	96.5	16.829	131.5	1:08.813	66.28	13.080	11:37:23.470
7 -	19.907	23.813	121.5	16.302	132.3	1:00.022	75.99	4.289	11:38:23.492
8 -	19.483	22.878	124.0	15.948	130.5	58.309	78.22	2.576	11:39:21.801
9 -	20.416	25.441	107.5	23.561	32.9	1:09.418	65.70	13.685	11:40:31.219
10 -	OUTLAP	25.848	117.9	16.402	130.8	4:41.210	16.21	3:45.477	11:45:12.429
11 -	19.295	23.044	122.4	15.581	132.1	57.920	78.74	2.187	11:46:10.349
12 -	18.820	22.457	125.4	15.343	131.3	56.620	80.55	0.887	11:47:06.969
13 -	18.939	22.655	126.3	15.621	131.3	57.215	79.71	1.482	11:48:04.184
14 -	18.603	22.475	123.5	15.448	133.4	56.526	80.69	0.793	11:49:00.710
15 -	18.770	22.858	119.4	20.200	35.6	1:01.828	73.77	6.095	11:50:02.538
16 -	OUTLAP	24.130	115.3	15.854	130.3	3:42.284	20.51	2:46.551	11:53:44.822
17 -	18.953	22.815	124.7	15.356	132.6	57.124	79.84	1.391	11:54:41.946
18 -	18.870	22.259	128.3	15.163	132.6	56.292	81.02	0.559	11:55:38.238
19 -	18.590	22.232	128.0	15.104	132.8	55.926 (2)	81.55	0.193	11:56:34.164
20 -	18.676	22.526	127.5	15.164	133.6	56.366	80.91	0.633	11:57:30.530
21 -	18.705	22.241	130.0	14.980	133.4	55.926 (2)	81.55	0.193	11:58:26.456
22 -	18.594	22.069	129.5	15.070	133.4	55.733 (1)	81.83		11:59:22.189
23 -	18.497	22.265	129.0	15.251	130.3	56.013	81.42	0.280	12:00:18.202

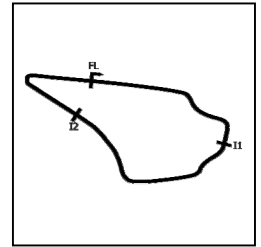
P9 10		Joe SHELDON-SHAW				Suzuki - Forward Vision Racing			
IDEAL LAP TIME : 56.077		BEST LAP TIME : 56.149		DIFFERENCE : 0.072					
LAP	SECTOR 1	SECTOR 2		SECTOR 3		LAP TIME	MPH	DIFF	TIME OF DAY
1 -	OUTLAP	25.930	121.3	16.578	130.3				11:31:39.277
2 -	21.177	24.504	124.0	16.207	129.5	1:01.888	73.69	5.739	11:32:41.165
3 -	19.936	23.551	126.1	16.002	130.5	59.489	76.67	3.340	11:33:40.654
4 -	19.207	23.157	128.3	15.552	130.0	57.916	78.75	1.767	11:34:38.570
5 -	19.027	23.170	122.6	15.611	129.5	57.808	78.90	1.659	11:35:36.378
6 -	19.496	22.913	125.9	15.525	130.3	57.934	78.72	1.785	11:36:34.312
7 -	18.934	22.627	127.0	15.702	128.3	57.263	79.65	1.114	11:37:31.575
8 -	19.198	22.832	127.0	20.556	33.5	1:02.586	72.87	6.437	11:38:34.161
9 -	OUTLAP	23.759	123.8	15.765	129.5	3:11.030	23.87	2:14.881	11:41:45.191
10 -	18.910	22.895	124.9	15.411	131.5	57.216	79.71	1.067	11:42:42.407
11 -	19.006	23.061	127.5	15.362	130.5	57.429	79.42	1.280	11:43:39.836
12 -	18.733	22.415	131.5	15.127	131.5	56.275 (2)	81.05	0.126	11:44:36.111
13 -	18.737	22.499	127.8	15.241	130.8	56.477 (3)	80.76	0.328	11:45:32.588
14 -	18.738	22.217	129.3	15.194	131.8	56.149 (1)	81.23		11:46:28.737
15 -	18.745	22.557	127.5	22.097	31.4	1:03.399	71.94	7.250	11:47:32.136

MCRCB BULLETIN TK023

2022 Bennetts British Superbike Championship - Round 4

2022 Pirelli National Superstock Championship with MotoNovo

FREE PRACTICE 1 - SECTOR ANALYSIS



SECTOR 1 = FL to I1, SECTOR 2 = I1 to I2, SECTOR 3 = I2 to FL, DIFF = Difference To Personal Best Lap, P = Crossed Finish Line in Pit Lane, D = Time Disallowed

P10 9		Callum GRIGOR				Kawasaki - Grigor Racing			
IDEAL LAP TIME : 56.044		BEST LAP TIME : 56.226		DIFFERENCE : 0.182					
LAP	SECTOR 1	SECTOR 2		SECTOR 3		LAP TIME	MPH	DIFF	TIME OF DAY
1 -	OUTLAP	23.828	121.5	16.281	128.5				11:44:01.270
2 -	19.677	23.114	121.5	15.873	129.5	58.664	77.74	2.438	11:44:59.934
3 -	19.507	22.995	124.0	15.934	129.5	58.436	78.05	2.210	11:45:58.370
4 -	19.607	23.553	122.0	15.552	130.8	58.712	77.68	2.486	11:46:57.082
5 -	18.906	22.449	124.7	15.436	130.0	56.791	80.31	0.565	11:47:53.873
6 -	19.093	22.894	122.4	15.643	130.5	57.630	79.14	1.404	11:48:51.503
7 -	19.306	22.956	123.5	15.383	130.8	57.645	79.12	1.419	11:49:49.148
8 -	19.101	22.378	122.6	15.386	130.8	56.865	80.20	0.639	11:50:46.013
9 -	19.045	22.445	123.5	15.295	130.3	56.785	80.32	0.559	11:51:42.798
10 -	19.015	22.319	125.9	15.327	131.5	56.661 (2)	80.49	0.435	11:52:39.459
11 -	19.033	22.314	124.9	18.600	43.2	59.947	76.08	3.721	11:53:39.406
12 -	OUTLAP	23.463	120.0	15.605	130.3	2:18.293	32.98	1:22.067	11:55:57.699
13 -	19.070	22.605	124.5	15.310	131.0	56.985	80.04	0.759	11:56:54.684
14 -	18.996	22.394	126.8	16.127	126.3	57.517	79.30	1.291	11:57:52.201
15 -	19.086	22.292	126.3	15.315	131.0	56.693 (3)	80.45	0.467	11:58:48.894
16 -	18.903	22.145	127.0	15.924	124.2	56.972	80.05	0.746	11:59:45.866
17 -	18.694	22.055	124.5	15.477	125.4	56.226 (1)	81.12		12:00:42.092

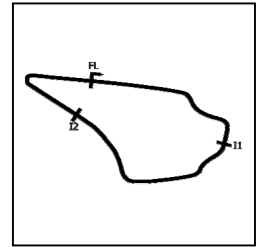
P11 19		Joe TALBOT				Kawasaki - Cheshire Mouldings Kawasaki by JR Performance			
IDEAL LAP TIME : 56.112		BEST LAP TIME : 56.280		DIFFERENCE : 0.168					
LAP	SECTOR 1	SECTOR 2		SECTOR 3		LAP TIME	MPH	DIFF	TIME OF DAY
1 -	OUTLAP	28.665	111.2	18.582	124.7				11:31:58.161
2 -	21.465	25.847	118.3	17.392	126.1	1:04.704	70.49	8.424	11:33:02.865
3 -	20.627	24.753	121.3	16.778	128.3	1:02.158	73.37	5.878	11:34:05.023
4 -	19.837	24.122	122.4	16.722	126.8	1:00.681	75.16	4.401	11:35:05.704
5 -	20.293	23.691	122.2	16.767	128.3	1:00.751	75.07	4.471	11:36:06.455
6 -	19.187	23.533	125.2	16.318	128.5	59.038	77.25	2.758	11:37:05.493
7 -	19.450	23.599	125.9	16.276	126.8	59.325	76.88	3.045	11:38:04.818
8 -	19.429	23.683	116.9	15.916	126.8	59.028	77.27	2.748	11:39:03.846
9 -	19.289	23.289	124.7	15.940	128.5	58.518	77.94	2.238	11:40:02.364
10 -	19.218	23.162	126.8	15.943	128.0	58.323	78.20	2.043	11:41:00.687
11 -	19.213	23.018	128.8	15.728	128.0	57.959	78.69	1.679	11:41:58.646
12 -	18.879	22.892	130.3	15.585	129.5	57.356	79.52	1.076	11:42:56.002
13 -	18.937	23.567	117.5	23.316	31.7	1:05.820	69.29	9.540	11:44:01.822
14 -	OUTLAP	25.209	120.6	16.167	125.9	3:20.037	22.80	2:23.757	11:47:21.859
15 -	19.126	23.413	124.0	15.742	127.0	58.281	78.26	2.001	11:48:20.140
16 -	18.706	22.803	127.3	15.384	128.5	56.893	80.17	0.613	11:49:17.033
17 -	18.616	22.483	127.0	15.529	128.3	56.628	80.54	0.348	11:50:13.661
18 -	18.589	22.463	127.3	15.228	130.0	56.280 (1)	81.04		11:51:09.941
19 -	18.451	22.508	128.5	15.354	128.8	56.313 (2)	80.99	0.033	11:52:06.254
20 -	18.890	23.439	128.3	15.366	129.3	57.695	79.05	1.415	11:53:03.949
21 -	18.481	22.656	127.8	15.366	129.3	56.503	80.72	0.223	11:54:00.452
22 -	18.492	22.464	129.3	15.390	129.3	56.346 (3)	80.94	0.066	11:54:56.798
23 -	19.144	22.784	127.5	15.466	129.3	57.394	79.47	1.114	11:55:54.192
24 -	18.667	22.516	129.5	15.468	130.3	56.651	80.51	0.371	11:56:50.843
25 -	18.749	22.433	129.5	15.477	129.8	56.659	80.50	0.379	11:57:47.502
26 -	18.717	22.513	129.5	15.466	130.5	56.696	80.44	0.416	11:58:44.198
27 -	18.858	25.127	119.6	24.815	27.6	1:08.800	66.29	12.520	11:59:52.998

MCRCB BULLETIN TK023

2022 Bennetts British Superbike Championship - Round 4

2022 Pirelli National Superstock Championship with MotoNovo

FREE PRACTICE 1 - SECTOR ANALYSIS



SECTOR 1 = FL to I1, SECTOR 2 = I1 to I2, SECTOR 3 = I2 to FL, DIFF = Difference To Personal Best Lap, P = Crossed Finish Line in Pit Lane, D = Time Disallowed

P12 77		Brent HARRAN				Honda - Optimum Bikes Racing			
IDEAL LAP TIME : 56.204		BEST LAP TIME : 56.342		DIFFERENCE : 0.138					
LAP	SECTOR 1	SECTOR 2	SECTOR 3	LAP TIME	MPH	DIFF	TIME OF DAY		
1 -	OUTLAP	27.427	115.5	17.009	130.5				11:36:16.642
2 -	20.620	24.636	122.2	16.382	133.4	1:01.638	73.99	5.296	11:37:18.280
3 -	19.977	24.247	125.6	15.798	130.5	1:00.022	75.99	3.680	11:38:18.302
4 -	19.857	23.534	126.3	16.009	130.3	59.400	76.78	3.058	11:39:17.702
5 -	19.496	23.264	126.3	15.606	132.1	58.366	78.14	2.024	11:40:16.068
6 -	19.113	23.303	126.1	15.493	131.0	57.909	78.76	1.567	11:41:13.977
7 -	19.087	23.119	115.9	15.738	130.0	57.944	78.71	1.602	11:42:11.921
8 -	18.995	22.982	125.6	15.237	133.1	57.214	79.72	0.872	11:43:09.135
9 -	18.748	22.734	125.4	15.149	133.9	56.631	80.54	0.289	11:44:05.766
10 -	18.663	22.583	125.9	15.233	132.3	56.479 (2)	80.75	0.137	11:45:02.245
11 -	18.720	22.505	128.0	15.444	131.3	56.669	80.48	0.327	11:45:58.914
12 -	20.686	26.239	109.1	25.505	29.1	1:12.430	62.97	16.088	11:47:11.344
13 -	OUTLAP	24.430	119.4	15.963	130.0	7:40.554	9.90	6:44.212	11:54:51.898
14 -	19.413	23.000	124.5	15.290	129.5	57.703	79.04	1.361	11:55:49.601
15 -	18.955	22.825	125.6	15.684	131.0	57.464	79.37	1.122	11:56:47.065
16 -	18.768	22.626	125.2	15.174	130.5	56.568 (3)	80.63	0.226	11:57:43.633
17 -	18.550	22.579	127.3	15.213	130.3	56.342 (1)	80.95		11:58:39.975
18 -	18.748	23.355	106.0	21.865	33.2	1:03.968	71.30	7.626	11:59:43.943

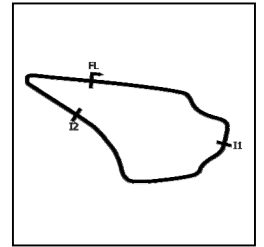
P13 44		Jack NIXON				BMW - FHO Racing with Kobelco			
IDEAL LAP TIME : 56.362		BEST LAP TIME : 56.490		DIFFERENCE : 0.128					
LAP	SECTOR 1	SECTOR 2	SECTOR 3	LAP TIME	MPH	DIFF	TIME OF DAY		
1 -	OUTLAP	28.414	98.6	18.774	120.9				11:32:49.970
2 -	21.993	26.074	108.7	18.115	123.1	1:06.182	68.91	9.692	11:33:56.152
3 -	21.155	26.451	109.1	17.389	125.9	1:04.995	70.17	8.505	11:35:01.147
4 -	20.303	24.907	114.9	16.798	126.8	1:02.008	73.55	5.518	11:36:03.155
5 -	20.211	24.371	114.9	16.511	127.8	1:01.093	74.65	4.603	11:37:04.248
6 -	19.828	23.978	118.7	16.091	128.3	59.897	76.14	3.407	11:38:04.145
7 -	19.878	23.879	114.7	16.379	129.8	1:00.136	75.84	3.646	11:39:04.281
8 -	19.555	23.554	118.5	15.969	130.3	59.078	77.20	2.588	11:40:03.359
9 -	19.211	23.196	120.2	15.814	129.8	58.221	78.34	1.731	11:41:01.580
10 -	19.241	23.002	120.9	15.754	130.3	57.997	78.64	1.507	11:41:59.577
11 -	19.008	22.741	123.1	15.620	132.6	57.369	79.50	0.879	11:42:56.946
12 -	18.881	22.893	116.1	15.668	131.3	57.442	79.40	0.952	11:43:54.388
13 -	18.911	22.660	121.1	15.808	131.3	57.379	79.49	0.889	11:44:51.767
14 -	18.791	22.513	121.3	15.587	130.0	56.891 (3)	80.17	0.401	11:45:48.658
15 -	19.762	25.058	108.2	23.610	36.0	1:08.430	66.65	11.940	11:46:57.088
16 -	OUTLAP	25.962	110.0	16.892	126.8	8:49.934	8.60	7:53.444	11:55:47.022
17 -	19.912	23.823	114.5	16.252	129.5	59.987	76.03	3.497	11:56:47.009
18 -	19.364	23.282	119.8	15.732	131.8	58.378	78.13	1.888	11:57:45.387
19 -	19.076	22.867	123.5	15.316	131.5	57.259	79.65	0.769	11:58:42.646
20 -	18.844	22.659	123.5	15.192	131.0	56.695 (2)	80.45	0.205	11:59:39.341
21 -	18.771	22.399	123.8	15.320	131.0	56.490 (1)	80.74		12:00:35.831

MCRCB BULLETIN TK023

2022 Bennetts British Superbike Championship - Round 4

2022 Pirelli National Superstock Championship with MotoNovo

FREE PRACTICE 1 - SECTOR ANALYSIS



SECTOR 1 = FL to I1, SECTOR 2 = I1 to I2, SECTOR 3 = I2 to FL, DIFF = Difference To Personal Best Lap, P = Crossed Finish Line in Pit Lane, D = Time Disallowed

P14 2 TJ TOMS		Kawasaki - Platform Hire Racing					
IDEAL LAP TIME : 56.816		BEST LAP TIME : 56.887		DIFFERENCE : 0.071			
LAP	SECTOR 1	SECTOR 2	SECTOR 3	LAP TIME	MPH	DIFF	TIME OF DAY
1 -	OUTLAP	27.586	112.7	18.263	123.8		11:31:59.949
2 -	21.815	25.005	121.7	17.549	125.6	1:04.369	70.85 7.482 11:33:04.318
3 -	21.533	24.608	122.2	16.786	127.3	1:02.927	72.48 6.040 11:34:07.245
4 -	20.716	23.918	127.5	16.285	126.6	1:00.919	74.87 4.032 11:35:08.164
5 -	20.406	24.224	127.5	16.535	127.3	1:01.165	74.57 4.278 11:36:09.329
6 -	20.025	23.535	127.8	16.147	127.3	59.707	76.39 2.820 11:37:09.036
7 -	20.242	23.672	129.5	16.090	129.0	1:00.004	76.01 3.117 11:38:09.040
8 -	19.929	23.232	129.3	16.318	125.9	59.479	76.68 2.592 11:39:08.519
9 -	19.890	23.159	129.3	16.268	127.0	59.317	76.89 2.430 11:40:07.836
10 -	19.425	23.026	130.0	15.912	128.0	58.363	78.15 1.476 11:41:06.199
11 -	19.188	22.931	130.3	15.816	126.6	57.935	78.72 1.048 11:42:04.134
12 -	19.163	22.627	131.5	15.717	128.0	57.507	79.31 0.620 11:43:01.641
13 -	19.676	23.275	131.8	15.801	128.3	58.752	77.63 1.865 11:44:00.393
14 -	19.106	22.608	133.1	15.717	127.5	57.431	79.41 0.544 11:44:57.824
15 -	19.181	22.964	131.5	21.105	31.3	1:03.250	72.11 6.363 11:46:01.074
16 -	OUTLAP	23.992	129.3	16.017	126.6	5:02.135	15.09 4:05.248 11:51:03.209
17 -	19.320	23.583	126.1	15.671	128.0	58.574	77.86 1.687 11:52:01.783
18 -	19.045	22.660	130.0	15.727	127.3	57.432	79.41 0.545 11:52:59.215
19 -	19.009	22.630	130.8	15.897	126.1	57.536	79.27 0.649 11:53:56.751
20 -	19.138	22.838	131.0	15.790	125.9	57.766	78.95 0.879 11:54:54.517
21 -	18.961	22.684	130.5	15.548	126.8	57.193	79.74 0.306 11:55:51.710
22 -	18.966	22.595	132.8	15.624	126.3	57.185	79.76 0.298 11:56:48.895
23 -	19.047	22.511	133.1	15.473	128.3	57.031 (2)	79.97 0.144 11:57:45.926
24 -	19.196	22.586	134.4	15.600	128.0	57.382	79.48 0.495 11:58:43.308
25 -	18.962	22.672	134.7	15.514	128.0	57.148 (3)	79.81 0.261 11:59:40.456
26 -	18.876	22.467	133.6	15.544	129.5	56.887 (1)	80.17 12:00:37.343

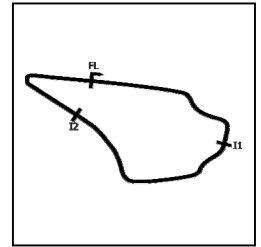
P15 42 Sam HOLME		Kawasaki - HIA Racing					
IDEAL LAP TIME : 58.182		BEST LAP TIME : 58.384		DIFFERENCE : 0.202			
LAP	SECTOR 1	SECTOR 2	SECTOR 3	LAP TIME	MPH	DIFF	TIME OF DAY
1 -	OUTLAP	26.697	111.6	17.684	123.3		11:32:02.879
2 -	21.512	25.607	114.5	17.776	124.0	1:04.895	70.28 6.511 11:33:07.774
3 -	20.803	24.519	116.1	17.146	125.2	1:02.468	73.01 4.084 11:34:10.242
4 -	20.449	24.659	118.1	16.754	123.1	1:01.862	73.73 3.478 11:35:12.104
5 -	20.344	25.132	124.5	16.844	123.8	1:02.320	73.18 3.936 11:36:14.424
6 -	20.215	24.964	114.7	17.129	124.9	1:02.308	73.20 3.924 11:37:16.732
7 -	20.149	23.952	125.2	16.598	124.0	1:00.699	75.14 2.315 11:38:17.431
8 -	20.083	23.706	125.4	16.854	124.9	1:00.643	75.21 2.259 11:39:18.074
9 -	19.798	23.387	121.7	16.859	124.0	1:00.044	75.96 1.660 11:40:18.118
10 -	19.882	23.076	125.9	16.459	125.4	59.417	76.76 1.033 11:41:17.535
11 -	20.013	23.128	127.5	16.330	124.9	59.471	76.69 1.087 11:42:17.006
12 -	19.504	23.107	127.5	16.350	125.4	58.961	77.35 0.577 11:43:15.967
13 -	19.461	23.004	127.0	15.919	125.6	58.384 (1)	78.12 11:44:14.351
14 -	19.647	23.019	127.3	16.123	126.6	58.789	77.58 0.405 11:45:13.140
15 -	19.462	23.150	126.3	15.968	126.1	58.580 (2)	77.86 0.196 11:46:11.720
16 -	19.432	23.055	127.0	19.978	35.5	1:02.465	73.01 4.081 11:47:14.185
17 -	OUTLAP	24.160	121.7	16.350	122.9	5:07.998	14.80 4:09.614 11:52:22.183
18 -	19.531	23.401	124.5	16.232	124.7	59.164	77.09 0.780 11:53:21.347
19 -	19.561	23.247	124.5	15.950	123.1	58.758	77.62 0.374 11:54:20.105
20 -	19.658	22.997	123.5	16.022	124.7	58.677 (3)	77.73 0.293 11:55:18.782
21 -	19.266	23.223	124.5	19.997	45.7	1:02.486	72.99 4.102 11:56:21.268

MCRCB BULLETIN TK023

2022 Bennetts British Superbike Championship - Round 4

2022 Pirelli National Superstock Championship with MotoNovo

FREE PRACTICE 1 - SECTOR ANALYSIS



SECTOR 1 = FL to I1, SECTOR 2 = I1 to I2, SECTOR 3 = I2 to FL, DIFF = Difference To Personal Best Lap, P = Crossed Finish Line in Pit Lane, D = Time Disallowed

P16 25		Jorel BOERBOOM				Kawasaki - G&S Bict Groep Racing			
IDEAL LAP TIME : 58.426		BEST LAP TIME : 58.632		DIFFERENCE : 0.206					
LAP	SECTOR 1	SECTOR 2		SECTOR 3		LAP TIME	MPH	DIFF	TIME OF DAY
1 -	OUTLAP	28.914	113.7	18.794	123.3				11:31:57.494
2 -	22.873	26.454	120.4	17.480	124.0	1:06.807	68.27	8.175	11:33:04.301
3 -	21.354	26.011	120.6	17.490	123.5	1:04.855	70.32	6.223	11:34:09.156
4 -	21.341	25.685	120.0	16.833	126.8	1:03.859	71.42	5.227	11:35:13.015
5 -	20.772	25.183	120.4	16.934	127.8	1:02.889	72.52	4.257	11:36:15.904
6 -	20.547	24.779	124.7	16.204	126.8	1:01.530	74.12	2.898	11:37:17.434
7 -	20.350	24.598	122.6	16.375	128.0	1:01.323	74.37	2.691	11:38:18.757
8 -	20.391	24.641	125.4	16.038	126.6	1:01.070	74.68	2.438	11:39:19.827
9 -	20.481	24.287	124.5	16.781	122.2	1:01.549	74.10	2.917	11:40:21.376
10 -	20.326	24.208	125.6	16.061	129.0	1:00.595	75.27	1.963	11:41:21.971
11 -	19.969	24.375	126.1	15.891	127.8	1:00.235	75.72	1.603	11:42:22.206
12 -	20.271	24.154	124.7	16.483	124.9	1:00.908	74.88	2.276	11:43:23.114
13 -	20.450	24.184	126.1	16.387	125.6	1:01.021	74.74	2.389	11:44:24.135
14 -	20.308	24.551	123.1	16.341	124.9	1:01.200	74.52	2.568	11:45:25.335
15 -	20.116	24.087	125.2	16.080	126.6	1:00.283	75.66	1.651	11:46:25.618
16 -	20.129	24.060	125.4	16.115	126.1	1:00.304	75.63	1.672	11:47:25.922
17 -	19.902	23.774	125.6	15.833	127.8	59.509	76.64	0.877	11:48:25.431
18 -	19.806	23.870	125.2	15.908	127.0	59.584	76.54	0.952	11:49:25.015
19 -	19.798	24.094	124.7	15.921	127.5	59.813	76.25	1.181	11:50:24.828
20 -	19.932	23.804	126.8	15.790	127.0	59.526	76.62	0.894	11:51:24.354
21 -	19.750	23.299	128.0	15.732	126.8	58.781 (2)	77.59	0.149	11:52:23.135
22 -	19.757	23.762	127.5	16.138	123.1	59.657	76.45	1.025	11:53:22.792
23 -	19.756	23.685	126.8	15.996	128.0	59.437	76.73	0.805	11:54:22.229
24 -	19.541	23.361	126.6	15.954	127.8	58.856 (3)	77.49	0.224	11:55:21.085
25 -	19.607	23.645	127.0	15.962	126.8	59.214	77.02	0.582	11:56:20.299
26 -	19.695	23.827	125.2	16.132	126.6	59.654	76.45	1.022	11:57:19.953
27 -	19.457	23.505	127.0	15.670	127.3	58.632 (1)	77.79		11:58:18.585
28 -	19.544	23.614	125.6	15.923	126.1	59.081	77.20	0.449	11:59:17.666
29 -	19.976	23.722	125.4	15.778	127.5	59.476	76.68	0.844	12:00:17.142

P17 59		Matt TRUELOVE				Aprilia - IN Competition / Aprilia			
IDEAL LAP TIME :		BEST LAP TIME : 1:01.479		DIFFERENCE :					
LAP	SECTOR 1	SECTOR 2		SECTOR 3		LAP TIME	MPH	DIFF	TIME OF DAY
1 -									11:35:02.753
2 -						1:03.702 (3)	71.60	2.223	11:36:06.455
3 -						1:02.353 (2)	73.14	0.874	11:37:08.808
4 -						1:01.479 (1)	74.18		11:38:10.287
5 -	OUTLAP	26.320	103.4	23.738	38.1	7:55.469	9.59	6:53.990	11:46:05.756
6 -	OUTLAP	33.364	85.5	25.633	36.7	6:39.631	11.41	5:38.152	11:52:45.387

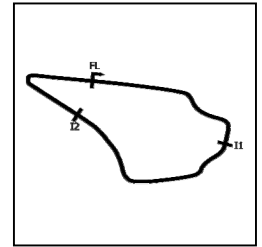
P18 94		Max STANTON				BMW - PHR Performance			
IDEAL LAP TIME : 1:01.905		BEST LAP TIME : 1:01.905		DIFFERENCE : 0.000					
LAP	SECTOR 1	SECTOR 2		SECTOR 3		LAP TIME	MPH	DIFF	TIME OF DAY
1 -	OUTLAP	31.759	81.3	21.025	127.5				11:32:40.755
2 -	24.907	29.228	94.3	19.052	131.5	1:13.187	62.32	11.282	11:33:53.942
3 -	23.151	27.785	98.6	19.214	130.8	1:10.150	65.01	8.245	11:35:04.092
4 -	22.675	26.654	97.9	18.249	133.1	1:07.578	67.49	5.673	11:36:11.670
5 -	21.875	26.097	103.7	18.313	132.1	1:06.285	68.81	4.380	11:37:17.955
6 -	22.133	26.209	112.5	18.243	133.4	1:06.585	68.50	4.680	11:38:24.540
7 -	21.792	25.349	113.5	17.657	132.6	1:04.798	70.38	2.893	11:39:29.338
8 -	21.406	25.278	115.3	17.513	131.8	1:04.197	71.04	2.292	11:40:33.535
9 -	21.183	24.968	116.9	17.272	132.8	1:03.423 (2)	71.91	1.518	11:41:36.958
10 -	20.702	24.320	121.3	16.883	133.4	1:01.905 (1)	73.67		11:42:38.863
11 -	23.979	27.526	78.6	17.899	134.4	1:09.404	65.71	7.499	11:43:48.267
12 -	21.200	25.226	115.7	17.007	131.3	1:03.433 (3)	71.90	1.528	11:44:51.700
13 -	21.182	25.349	102.7	18.023	130.5	1:04.554	70.65	2.649	11:45:56.254
14 -	21.086	25.709	97.9	27.038	32.1	1:13.833	61.77	11.928	11:47:10.087

MCRCB BULLETIN TK023

2022 Bennetts British Superbike Championship - Round 4

2022 Pirelli National Superstock Championship with MotoNovo

FREE PRACTICE 1 - SECTOR ANALYSIS



SECTOR 1 = FL to I1, SECTOR 2 = I1 to I2, SECTOR 3 = I2 to FL, DIFF = Difference To Personal Best Lap, P = Crossed Finish Line in Pit Lane, D = Time Disallowed

P19 16		James BUCHANAN				Kawasaki - Blue Motion Racing			
IDEAL LAP TIME : 1:03.922		BEST LAP TIME : 1:04.486		DIFFERENCE : 0.564					
LAP	SECTOR 1	SECTOR 2		SECTOR 3		LAP TIME	MPH	DIFF	TIME OF DAY
1 -	OUTLAP	36.179	65.5	22.747	91.6				11:31:34.034
2 -	27.849	32.597	77.4	21.400	98.8	1:21.846	55.72	17.360	11:32:55.880
3 -	27.650	31.525	81.8	21.341	99.4	1:20.516	56.64	16.030	11:34:16.396
4 -	26.032	29.815	86.0	19.932	108.0	1:15.779	60.18	11.293	11:35:32.175
5 -	24.770	28.917	91.6	19.917	103.8	1:13.604	61.96	9.118	11:36:45.779
6 -	23.605	27.654	96.9	18.977	112.9	1:10.236	64.93	5.750	11:37:56.015
7 -	23.673	28.328	90.9	19.228	111.4	1:11.229	64.03	6.743	11:39:07.244
8 -	23.990	28.931	84.2	27.460	31.7	1:20.381	56.74	15.895	11:40:27.625
9 -	OUTLAP	26.820	101.9	18.115	113.5	1:55.892	39.35	51.406	11:42:23.517
10 -	22.633	26.475	102.9	17.557	117.1	1:06.665	68.41	2.179	11:43:30.182
11 -	21.998	25.964	104.5	17.848	117.1	1:05.810	69.30	1.324	11:44:35.992
12 -	21.789	26.604	99.1	17.976	116.5	1:06.369	68.72	1.883	11:45:42.361
13 -	21.810	26.807	98.9	22.719	43.0	1:11.336	63.93	6.850	11:46:53.697
14 -	OUTLAP	25.943	104.5	17.424	118.5	1:55.068	39.63	50.582	11:48:48.765
15 -	21.080	25.955	94.7	17.999	118.9	1:05.034 (3)	70.13	0.548	11:49:53.799
16 -	21.553	26.014	106.0	17.685	117.5	1:05.252	69.89	0.766	11:50:59.051
17 -	21.587	25.846	106.8	17.053	115.9	1:04.486 (1)	70.73		11:52:03.537
18 -	21.392	25.789	105.0	17.563	118.5	1:04.744 (2)	70.44	0.258	11:53:08.281
19 -	21.644	26.028	107.8	17.769	115.1	1:05.441	69.69	0.955	11:54:13.722
20 -	21.810	27.194	99.7	24.254	28.4	1:13.258	62.26	8.772	11:55:26.980

MCRCB BULLETIN TK024**2022 Bennetts British Superbike Championship - Round 4****2022 Pirelli National Superstock Championship with MotoNovo****FREE PRACTICE 1 - BEST SECTORS**

SECTOR 1			SECTOR 2			SECTOR 3			IDEAL / BEST COMPARISON						
POS	NO	NAME	TIME	NO	NAME	TIME	NO	NAME	TIME	POS	NO	NAME	IDEAL	BEST	DIFF
													PERFECT LAP	53.744	
1	40	FRANCIS	17.767	86	NESBITT	21.438	74	TODD	14.539	1	40	FRANCIS	53.887	53.919	0.032
2	86	NESBITT	18.113	55	BEECH	21.457	8	ROLLO	14.594	2	8	ROLLO	54.264	54.264	0.000
3	8	ROLLO	18.203	8	ROLLO	21.467	40	FRANCIS	14.627	3	86	NESBITT	54.329	54.377	0.048
4	20	OLIVER	18.299	40	FRANCIS	21.493	86	NESBITT	14.778	4	55	BEECH	54.707	54.707	0.000
5	55	BEECH	18.419	74	TODD	22.007	55	BEECH	14.831	5	74	TODD	55.074	55.123	0.049
6	21	WARD	18.439	21	WARD	22.011	20	OLIVER	14.969	6	21	WARD	55.456	55.691	0.235
7	19	TALBOT	18.451	9	GRIGOR	22.055	57	DAY	14.980	7	20	OLIVER	55.470	55.718	0.248
8	57	DAY	18.497	57	DAY	22.069	21	WARD	15.006	8	57	DAY	55.546	55.733	0.187
9	74	TODD	18.528	20	OLIVER	22.202	10	SHELDON-SHAW	15.127	9	9	GRIGOR	56.044	56.226	0.182
10	77	HARRAN	18.550	10	SHELDON-SHAW	22.217	77	HARRAN	15.149	10	10	SHELDON-SHAW	56.077	56.149	0.072
11	9	GRIGOR	18.694	44	NIXON	22.399	44	NIXON	15.192	11	19	TALBOT	56.112	56.280	0.168
12	10	SHELDON-SHAW	18.733	19	TALBOT	22.433	19	TALBOT	15.228	12	77	HARRAN	56.204	56.342	0.138
13	44	NIXON	18.771	2	TOMS	22.467	9	GRIGOR	15.295	13	44	NIXON	56.362	56.490	0.128
14	2	TOMS	18.876	77	HARRAN	22.505	2	TOMS	15.473	14	2	TOMS	56.816	56.887	0.071
15	42	HOLME	19.266	42	HOLME	22.997	25	BOERBOOM	15.670	15	42	HOLME	58.182	58.384	0.202
16	25	BOERBOOM	19.457	25	BOERBOOM	23.299	42	HOLME	15.919	16	25	BOERBOOM	58.426	58.632	0.206
17	94	STANTON	20.702	94	STANTON	24.320	94	STANTON	16.883	17	94	STANTON	1:01.905	1:01.905	0.000
18	16	BUCHANAN	21.080	16	BUCHANAN	25.789	16	BUCHANAN	17.053	18	16	BUCHANAN	1:03.922	1:04.486	0.564
19				59	TRUELOVE	26.320	59	TRUELOVE	23.738	19	59	TRUELOVE		1:01.479	

MCRCB BULLETIN TK025**2022 Bennetts British Superbike Championship - Round 4****2022 Pirelli National Superstock Championship with MotoNovo****FREE PRACTICE 1 - BEST SPEEDS**

POS	INTERMEDIATE 1			INTERMEDIATE 2			FINISH LINE		
	NO	NAME	MPH	NO	NAME	MPH	NO	NAME	MPH
1				2	TOMS	134.7	74	TODD	135.2
2				86	NESBITT	134.2	8	ROLLO	135.0
3				8	ROLLO	133.1	86	NESBITT	134.7
4				55	BEECH	132.8	94	STAINTON	134.4
5				10	SHELDON-SHAW	131.5	77	HARRAN	133.9
6				19	TALBOT	130.3	21	WARD	133.6
7				57	DAY	130.0	57	DAY	133.6
8				74	TODD	129.8	40	FRANCIS	133.1
9				20	OLIVER	129.5	55	BEECH	132.8
10				21	WARD	128.3	44	NIXON	132.6
11				77	HARRAN	128.0	20	OLIVER	132.3
12				25	BOERBOOM	128.0	10	SHELDON-SHAW	131.8
13				40	FRANCIS	127.8	9	GRIGOR	131.5
14				42	HOLME	127.5	19	TALBOT	130.5
15				9	GRIGOR	127.0	2	TOMS	129.5
16				44	NIXON	123.8	25	BOERBOOM	129.0
17				94	STAINTON	121.3	42	HOLME	126.6
18				16	BUCHANAN	107.8	16	BUCHANAN	118.9
19				59	TRUELOVE	103.4	59	TRUELOVE	38.1

MCRCB BULLETIN TK026

2022 Bennetts British Superbike Championship - Round 4

2022 Pirelli National Superstock Championship with MotoNovo

FREE PRACTICE 1 - STATISTICS

Competitors Started	19
Planned Start	2022-06-17 @ 11:30:00.000
Actual Start	2022-06-17 @ 11:30:02.306
Finish Time	2022-06-17 @ 12:00:02.306
Track Length	1.2669mi.
Total Laps	396
Total Distance Covered	501.7224mi.

Session Fastest Lap History

NO	NAME	LAP TIME	TIME OF DAY	LAP	VEHICLE
86	Charlie NESBITT	1:05.022	11:32:24.452	2	Suzuki
20	Tom OLIVER	1:04.344	11:32:25.214	2	Suzuki
10	Joe SHELDON-SHAW	1:01.888	11:32:41.165	2	Suzuki
10	Joe SHELDON-SHAW	59.489	11:33:40.654	3	Suzuki
10	Joe SHELDON-SHAW	57.916	11:34:38.570	4	Suzuki
10	Joe SHELDON-SHAW	57.808	11:35:36.378	5	Suzuki
10	Joe SHELDON-SHAW	57.263	11:37:31.575	7	Suzuki
20	Tom OLIVER	57.254	11:42:19.152	12	Suzuki
8	Lewis ROLLO	56.666	11:42:20.281	7	Honda
8	Lewis ROLLO	55.952	11:43:16.233	8	Honda
8	Lewis ROLLO	55.296	11:44:11.529	9	Honda
40	Joe FRANCIS	54.970	11:47:51.482	9	Kawasaki
40	Joe FRANCIS	54.659	11:49:41.794	11	Kawasaki
8	Lewis ROLLO	54.630	11:57:06.563	17	Honda
8	Lewis ROLLO	54.476	11:58:01.039	18	Honda
40	Joe FRANCIS	54.220	11:58:31.705	15	Kawasaki
40	Joe FRANCIS	54.164	11:59:25.869	16	Kawasaki
40	Joe FRANCIS	53.919	12:00:19.788	17	Kawasaki

Flag History

TYPE	TIME OF DAY
GREEN	11:30:02.306
FINISH	12:00:02.306

Flag Statistics

TYPE	COUNT	TOTAL LAPS	TOTAL TIME
Green	1	29	31:27.654
Red	0	0	0.000
Safety Car	0	0	0.000
FCY	0	0	0.000

MCRCB BULLETIN TK027

2022 Bennetts British Superbike Championship - Round 4

2022 Pirelli National Superstock Championship with MotoNovo

FREE PRACTICE 1 - SESSION NOTES

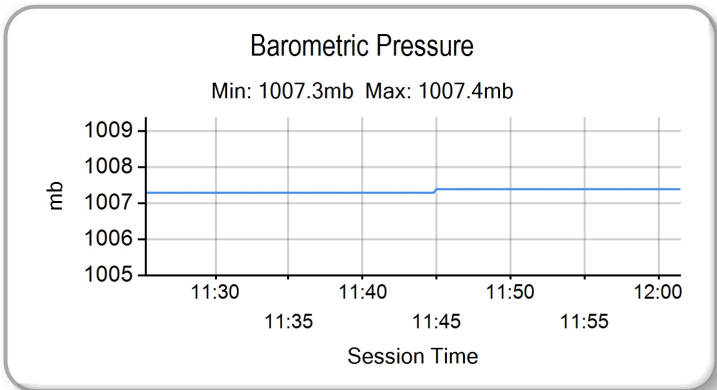
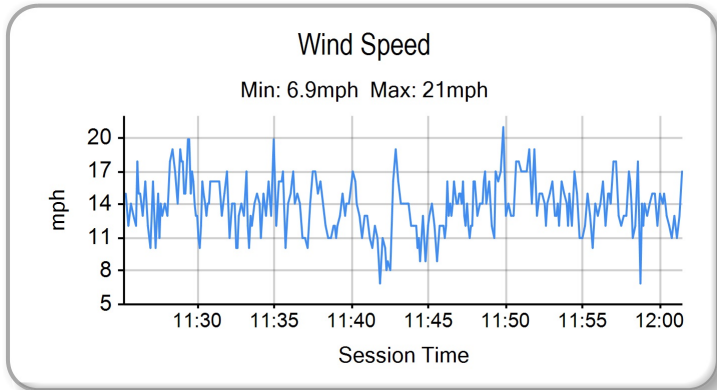
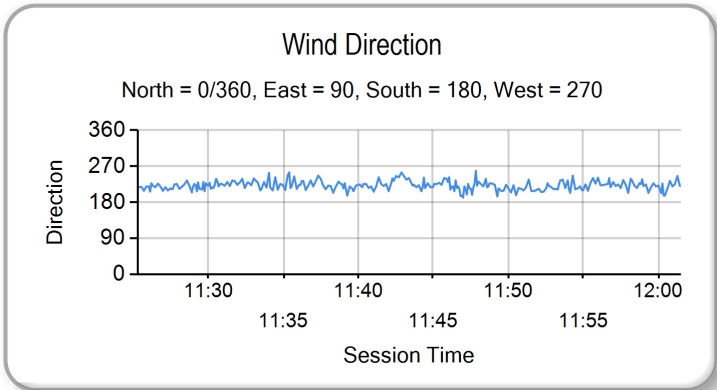
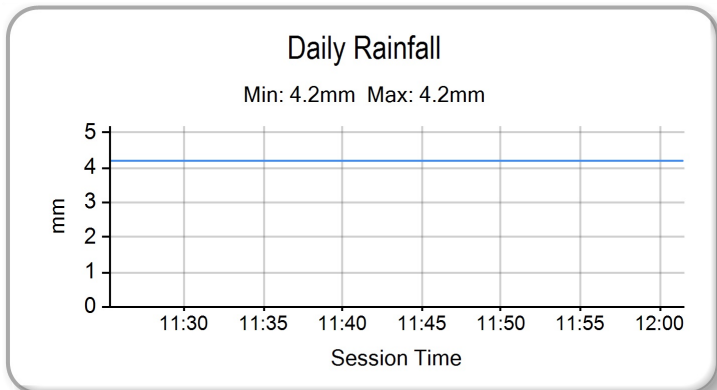
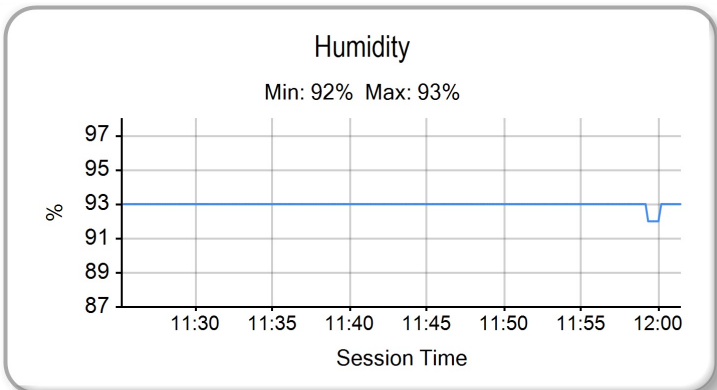
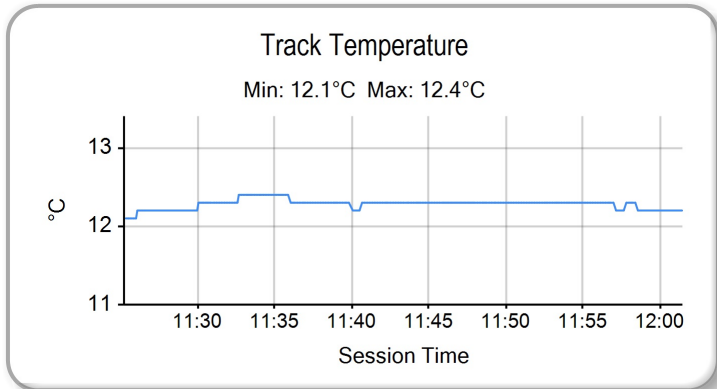
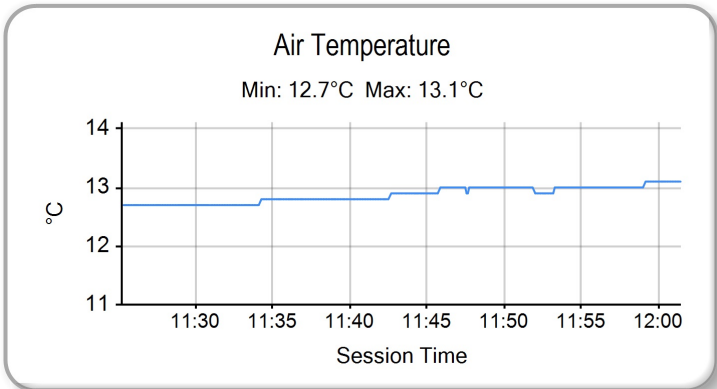
TIME	MESSAGE
11:36:00	#59 - NO WORKING TRANSPONDER
11:54:18	NO. 20 FALLER AT TURN 9 - RIDER TO MEDICAL CENTRE

MCRCB BULLETIN TK028

2022 Bennetts British Superbike Championship - Round 4

2022 Pirelli National Superstock Championship with MotoNovo

FREE PRACTICE 1 - WEATHER CONDITIONS



FREE PRACTICE 2 - CLASSIFICATION



POS	NO	NAME	NAT	ENTRY	TIME	ON	LAPS	GAP	DIFF	MPH
1	5	Richard KERR	IRL	Honda - AMD Motorsport	48.769	21	28			93.52
2	40	Joe FRANCIS	GBR	Kawasaki - Stauff Fluid Power Kawasaki	48.842	16	24	0.073	0.073	93.38
3	21	Tom WARD	GBR	Aprilia - IN Competition / Aprilia	48.977	31	32	0.208	0.135	93.12
4	77	Brent HARRAN	RSA	Honda - Optimum Bikes Racing	49.215	18	26	0.446	0.238	92.67
5	86	Charlie NESBITT	GBR	Suzuki - VisionTrack Suzuki	49.220	20	29	0.451	0.005	92.66
6	51	Brayden ELLIOTT	AUS	Honda - CFS Filtration No Bull Racing	49.321	16	26	0.552	0.101	92.47
7	8	Lewis ROLLO	GBR	Honda - Milenco by Padgetts Motorcycles	49.400	16	25	0.631	0.079	92.33
8	75	Alex OLSEN	GBR	BMW - FHO Racing with Kobelco	49.412	20	24	0.643	0.012	92.30
9	3	Billy McCONNELL	AUS	Honda - C&L Fairburn Properties / Jackson Racing	49.473	4	4	0.704	0.061	92.19
10	74	Davey TODD	GBR	Honda - Milenco by Padgetts Motorcycles	49.511	18	27	0.742	0.038	92.12
11	7	Kade VERWEY	GBR	BMW - Team XG Racing	49.514	19	25	0.745	0.003	92.11
12	11	David ALLINGHAM	GBR	Honda - TAG Racing Honda	49.690	5	22	0.921	0.176	91.79
13	44	Jack NIXON	GBR	BMW - FHO Racing with Kobelco	49.701	18	26	0.932	0.011	91.77
14	59	Matt TRUELOVE	GBR	Aprilia - IN Competition / Aprilia	49.723	5	27	0.954	0.022	91.73
15	18	Shaun WINFIELD	GBR	Honda - TAG Racing Honda	49.761	13	22	0.992	0.038	91.66
16	57	Levi DAY	AUS	Suzuki - Powerslide Motorcycles Racing	49.946	20	30	1.177	0.185	91.32
17	10	Joe SHELDON-SHAW	GBR	Suzuki - Forward Vision Racing	49.948	20	21	1.179	0.002	91.31
18	9	Callum GRIGOR	GBR	Kawasaki - Grigor Racing	49.948	19	21	1.179	0.000	91.31
19	19	Joe TALBOT	GBR	Kawasaki - Cheshire Mouldings Kawasaki by JR Perfor	50.055	13	25	1.286	0.107	91.12
20	71	Matthew PAULO	GBR	BMW - Matthew Paulo Racing Team	50.089	18	25	1.320	0.034	91.06
21	30	Rob McNEALY	GBR	BMW - McNealy Brown	50.302	9	23	1.533	0.213	90.67
22	99	Ben LUXTON	GBR	BMW - Team XG Racing	50.551	27	30	1.782	0.249	90.22
23	2	TJ TOMS	GBR	Kawasaki - Platform Hire Racing	50.579	15	26	1.810	0.028	90.17
24	94	Max STAINTON	GBR	BMW - PHR Performance	50.922	16	32	2.153	0.343	89.57
25	25	Jorel BOERBOOM	NLD	Kawasaki - G&S Bict Groep Racing	51.699	21	28	2.930	0.777	88.22
26	42	Sam HOLME	GBR	Kawasaki - HIA Racing	52.266	4	5	3.497	0.567	87.26
QUALIFYING LAPTIME (110.0% of 48.769) = 53.645										
27	16	James BUCHANAN	GBR	Kawasaki - Blue Motion Racing	54.274	10	21	5.505	2.008	84.03
28	55	Ash BEECH	GBR	Suzuki - Jones Dorling Racing			1			

#9 - Lap 9 time cancelled - Track Limits T9
 #5 - Lap 14 time cancelled - Track Limits at Pit Exit
 #21 - Lap 16 time cancelled - Track Limits at Pit Exit
 #77 - Lap 14 time cancelled - Track Limits at Pit Exit
 #21 - Lap 19 time cancelled - Track Limits T9
 #5 - Lap 17 time cancelled - Track Limits at Pit Exit
 #77 - Lap 16 time cancelled - Track Limits at Pit Exit
 #19 - Lap 15 time cancelled - Track Limits T9
 #71 - Lap 17 time cancelled - Track Limits T9
 #99 - Lap 21 time cancelled - Track Limits T9
 #21 - Lap 22 time cancelled - Track Limits T9
 #77 - Lap 19 time cancelled - Track Limits at Pit Exit
 #71 - Lap 19 time cancelled - Track Limits T9
 #99 - Lap 24 time cancelled - Track Limits T9
 #19 - Lap 19 time cancelled - Track Limits T9
 #57 - Lap 26 time cancelled - Track Limits T9
 #5 - Lap 26 time cancelled - Track Limits T9
 #99 - Lap 28 time cancelled - Track Limits T9
 #40 - Lap 24 time cancelled - Track Limits T9

Weather / Track : Cloudy / Dry

These results are provisional until the conclusion of any judicial and technical matters.

Knockhill: 1.2669 miles

Date: 17/06/2022 Start: 15:50 Finish: 16:25

Race Director :	Stewards :	Timekeeper : Richard Evans
-----------------	------------	----------------------------

Results can be found at www.britishsuperbike.com

Printed - 16:27 Friday, 17 June 2022

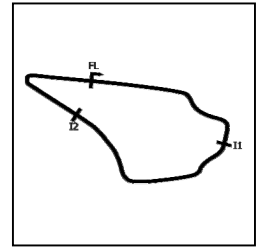


MCRCB BULLETIN TK061

2022 Bennetts British Superbike Championship - Round 4

2022 Pirelli National Superstock Championship with MotoNovo

FREE PRACTICE 2 - SECTOR ANALYSIS



SECTOR 1 = FL to I1, SECTOR 2 = I1 to I2, SECTOR 3 = I2 to FL, DIFF = Difference To Personal Best Lap, P = Crossed Finish Line in Pit Lane, D = Time Disallowed

P1 5		Richard KERR				Honda - AMD Motorsport				
IDEAL LAP TIME : 48.769		BEST LAP TIME : 48.769		DIFFERENCE : 0.000						
LAP	SECTOR 1	SECTOR 2	SECTOR 3	LAP TIME	MPH	DIFF	TIME OF DAY			
1 -	OUTLAP	21.531	133.9	14.528	136.9		15:51:33.777			
2 -	17.164	20.326	133.9	14.176	136.1	51.666	88.28	2.897	15:52:25.043	
3 -	16.478	20.770	135.8	13.925	136.9	51.173	89.13	2.404	15:53:16.216	
4 -	16.291	19.903	136.1	13.825	138.9	50.019	91.18	1.250	15:54:06.235	
5 -	17.177	20.677	132.3	13.908	137.7	51.762	88.11	2.993	15:54:57.997	
6 -	16.988	20.646	136.9	13.819	138.3	51.453	88.64	2.684	15:55:49.450	
7 -	16.556	19.647	136.6	13.644	138.6	49.847	91.50	1.078	15:56:39.297	
8 -	16.467	19.591	133.4	13.437	139.8	49.495	92.15	0.726	15:57:28.792	
9 -	16.336	19.491	134.7	13.386	138.6	49.213	92.68	0.444	15:58:18.005	
10 -	17.606	23.851	110.9	14.098	138.6	55.555	82.10	6.786	15:59:13.560	
11 -	16.422	19.831	128.0	20.270	37.9	56.523	80.69	7.754	16:00:10.083	
12 -	OUTLAP	20.624	133.6	14.229	139.5	4:49.637	15.74	4:00.868	16:04:59.720	
13 -	16.284	19.502	135.5	13.487	138.6	49.273	92.56	0.504	16:05:48.993	
14 -	17.303	21.039	130.5	13.848	139.2	52.190	D	87.39	3.421	16:06:41.183
15 -	OUTLAP	20.911	132.1	14.094	138.0	7:14.917	10.48	6:26.148	16:13:56.100	
16 -	16.401	19.282	138.0	13.371	139.5	49.054	(3)	92.98	0.285	16:14:45.154
17 -	16.374	20.013	135.0	13.728	138.9	50.115	D	91.01	1.346	16:15:35.269
18 -	16.317	19.393	135.0	13.423	140.9	49.133	92.83	0.364	16:16:24.402	
19 -	16.287	19.322	136.6	13.464	141.2	49.073	92.94	0.304	16:17:13.475	
20 -	16.240	19.310	135.8	13.406	140.9	48.956	(2)	93.16	0.187	16:18:02.431
21 -	16.189	19.269	135.5	13.311	140.3	48.769	(1)	93.52		16:18:51.200
22 -	17.512	23.474	115.1	16.421	136.9	57.407	79.45	8.638	16:19:48.607	
23 -	19.129	21.729	117.9	14.384	139.8	55.242	82.56	6.473	16:20:43.849	
24 -	16.433	22.795	125.6	14.373	140.3	53.601	85.09	4.832	16:21:37.450	
25 -	16.321	19.460	132.8	13.601	139.8	49.382	92.36	0.613	16:22:26.832	
26 -	17.643	21.947	123.3	14.680	139.8	54.270	D	84.04	5.501	16:23:21.102
27 -	16.292	19.698	132.1	13.508	139.5	49.498	92.14	0.729	16:24:10.600	
28 -	18.464	23.402	113.1	22.206	31.1	1:04.072	71.18	15.303	16:25:14.672	

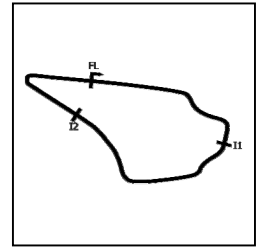
P2 40		Joe FRANCIS				Kawasaki - Stauff Fluid Power Kawasaki				
IDEAL LAP TIME : 48.725		BEST LAP TIME : 48.842		DIFFERENCE : 0.117						
LAP	SECTOR 1	SECTOR 2	SECTOR 3	LAP TIME	MPH	DIFF	TIME OF DAY			
1 -	OUTLAP	20.417	137.7	13.822	138.0		15:51:02.348			
2 -	16.996	19.942	139.5	13.547	136.1	50.485	90.34	1.643	15:51:52.833	
3 -	16.232	19.682	137.5	13.531	138.0	49.445	92.24	0.603	15:52:42.278	
4 -	16.317	19.510	140.1	13.446	138.9	49.273	92.56	0.431	15:53:31.551	
5 -	16.332	19.516	137.7	13.495	138.9	49.343	92.43	0.501	15:54:20.894	
6 -	16.255	19.575	139.2	13.503	139.8	49.333	92.45	0.491	15:55:10.227	
7 -	16.391	19.664	139.2	13.823	137.7	49.878	91.44	1.036	15:56:00.105	
8 -	16.262	19.510	137.5	13.504	138.0	49.276	92.56	0.434	15:56:49.381	
9 -	16.301	19.377	136.3	13.593	137.7	49.271	92.57	0.429	15:57:38.652	
10 -	16.689	20.276	131.0	17.122	43.7	54.087	84.32	5.245	15:58:32.739	
11 -	OUTLAP	20.071	135.5	13.543	135.8	15:44.872	4.82	14:56.030	16:14:17.611	
12 -	16.268	19.336	136.6	13.487	137.7	49.091	92.91	0.249	16:15:06.702	
13 -	16.221	19.695	138.6	13.434	137.7	49.350	92.42	0.508	16:15:56.052	
14 -	16.234	19.353	136.9	13.356	139.2	48.943	93.19	0.101	16:16:44.995	
15 -	16.516	19.756	134.7	13.883	139.8	50.155	90.94	1.313	16:17:35.150	
16 -	16.098	19.272	136.9	13.472	138.3	48.842	(1)	93.38		16:18:23.992
17 -	16.691	19.897	137.5	13.697	137.2	50.285	90.70	1.443	16:19:14.277	
18 -	16.340	19.681	134.7	13.792	135.8	49.813	91.56	0.971	16:20:04.090	
19 -	16.879	22.081	120.0	13.821	135.5	52.781	86.41	3.939	16:20:56.871	
20 -	16.267	20.115	135.2	13.514	138.9	49.896	91.41	1.054	16:21:46.767	
21 -	16.166	19.396	135.5	13.355	138.9	48.917	(2)	93.24	0.075	16:22:35.684
22 -	16.170	19.334	136.6	13.430	134.7	48.934	(3)	93.20	0.092	16:23:24.618
23 -	19.427	21.557	123.3	18.132	38.9	59.116	77.15	10.274	16:24:23.734	
24 -	OUTLAP	19.815	135.5	13.852	130.0	1:32.563	D	49.27	43.721	16:25:56.297

MCRCB BULLETIN TK061

2022 Bennetts British Superbike Championship - Round 4

2022 Pirelli National Superstock Championship with MotoNovo

FREE PRACTICE 2 - SECTOR ANALYSIS



SECTOR 1 = FL to I1, SECTOR 2 = I1 to I2, SECTOR 3 = I2 to FL, DIFF = Difference To Personal Best Lap, P = Crossed Finish Line in Pit Lane, D = Time Disallowed

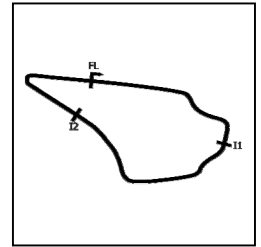
P3 21 Tom WARD		Aprilia - IN Competition / Aprilia							
IDEAL LAP TIME : 48.767		BEST LAP TIME : 48.977		DIFFERENCE : 0.210					
LAP	SECTOR 1	SECTOR 2	SECTOR 3	LAP TIME	MPH	DIFF	TIME OF DAY		
1 -	OUTLAP	20.773	137.5	13.893	137.2				15:50:55.998
2 -	16.669	19.943	128.8	13.976	134.7	50.588	90.16	1.611	15:51:46.586
3 -	16.489	19.685		13.564	136.1	49.738	91.70	0.761	15:52:36.324
4 -	16.463	19.484	135.8	13.624	137.2	49.571	92.01	0.594	15:53:25.895
5 -	16.379	19.506	138.9	13.751	134.4	49.636	91.89	0.659	15:54:15.531
6 -	16.459	19.539		13.535	138.9	49.533	92.08	0.556	15:55:05.064
7 -	16.357	19.405	138.9	13.545	137.2	49.307	92.50	0.330	15:55:54.371
8 -	16.451	19.464	138.6	13.797	135.0	49.712	91.75	0.735	15:56:44.083
9 -	16.502	19.389	138.9	13.404	138.3	49.295	92.52	0.318	15:57:33.378
10 -	16.327	19.326		13.583	137.5	49.236	92.63	0.259	15:58:22.614
11 -	16.356	19.380	136.9	13.698	138.6	49.434	92.26	0.457	15:59:12.048
12 -	16.922	21.645	134.7	17.596	41.4	56.163	81.21	7.186	16:00:08.211
13 -	OUTLAP	22.974	122.4	14.497	135.2	4:27.116	17.07	3:38.139	16:04:35.327
14 -	16.720	19.639	135.5	13.630	136.6	49.989	91.24	1.012	16:05:25.316
15 -	16.594	19.646		13.608	136.1	49.848	91.50	0.871	16:06:15.164
16 -	16.300	19.280	136.9	13.333	139.8	48.943	D 93.24		16:07:04.077
17 -	OUTLAP	20.594	133.4	14.009	135.2	6:51.335	11.08	6:02.358	16:13:55.412
18 -	16.400	19.423	135.2	13.623	136.9	49.446	92.24	0.469	16:14:44.858
19 -	16.341	19.304	137.2	13.524	137.5	49.169	D 92.76	0.192	16:15:34.027
20 -	16.380	19.380	137.7	13.647	137.5	49.407	92.31	0.430	16:16:23.434
21 -	16.361	19.227	137.2	13.589	139.8	49.177	(2) 92.74	0.200	16:17:12.611
22 -	16.217	19.217		13.667	136.3	49.104	D 92.89	0.124	16:18:01.712
23 -	16.270	19.303		13.726	136.6	49.299	92.51	0.322	16:18:51.011
24 -	16.940	20.380		14.062	136.9	51.382	88.76	2.405	16:19:42.393
25 -	16.464	19.570	137.5	13.581	137.7	49.615	91.93	0.638	16:20:32.008
26 -	16.485	19.823	135.8	13.714	139.8	50.022	91.18	1.045	16:21:22.030
27 -	17.838	24.947		13.901	137.2	56.686	80.46	7.709	16:22:18.716
28 -	16.295	19.370	135.2	13.682	139.5	49.347	92.42	0.370	16:23:08.063
29 -	16.364	19.672		13.531	140.1	49.567	92.01	0.590	16:23:57.630
30 -	16.600	19.820	132.8	13.765	137.7	50.185	90.88	1.208	16:24:47.815
31 -	16.337	19.251		13.389	140.1	48.977 (1)	93.12		16:25:36.792
32 -	16.228	19.462	137.2	13.528	140.1	49.218	(3) 92.67	0.241	16:26:26.010

MCRCB BULLETIN TK061

2022 Bennetts British Superbike Championship - Round 4

2022 Pirelli National Superstock Championship with MotoNovo

FREE PRACTICE 2 - SECTOR ANALYSIS



SECTOR 1 = FL to I1, SECTOR 2 = I1 to I2, SECTOR 3 = I2 to FL, DIFF = Difference To Personal Best Lap, P = Crossed Finish Line in Pit Lane, D = Time Disallowed

P4 77		Brent HARRAN				Honda - Optimum Bikes Racing				
IDEAL LAP TIME : 49.002		BEST LAP TIME : 49.215		DIFFERENCE : 0.213						
LAP	SECTOR 1	SECTOR 2	SECTOR 3	LAP TIME	MPH	DIFF	TIME OF DAY			
1 -	OUTLAP	21.282	133.9	14.439	135.8		15:51:18.915			
2 -	16.973	21.011	135.0	13.900	134.4	51.884	87.90	2.669	15:52:10.799	
3 -	16.641	20.031	135.5	13.896	136.9	50.568	90.19	1.353	15:53:01.367	
4 -	16.530	19.946	135.5	13.638	138.0	50.114	91.01	0.899	15:53:51.481	
5 -	16.535	19.967	135.8	13.593	136.3	50.095	91.04	0.880	15:54:41.576	
6 -	16.634	19.767	137.2	13.681	137.2	50.082	91.07	0.867	15:55:31.658	
7 -	16.417	19.480	138.6	13.682	136.3	49.579	91.99	0.364	15:56:21.237	
8 -	16.339	19.644	140.3	13.963	137.7	49.946	91.32	0.731	15:57:11.183	
9 -	16.901	19.887	138.6	13.756	137.7	50.544	90.24	1.329	15:58:01.727	
10 -	16.583	19.466	138.6	13.722	138.3	49.771	91.64	0.556	15:58:51.498	
11 -	16.314	20.175	135.8	13.792	138.0	50.281	90.71	1.066	15:59:41.779	
12 -	16.430	19.785	137.5	20.886	28.5	57.101	79.87	7.886	16:00:38.880	
13 -	OUTLAP	20.555	133.1	13.878	135.8	13:20.775	5.69	12:31.560	16:13:59.655	
14 -	16.713	19.707	137.2	13.686	138.3	50.106	D	91.02	0.891	16:14:49.761
15 -	16.546	19.610	137.2	13.695	137.2	49.851	91.49	0.636	16:15:39.612	
16 -	16.425	19.623	138.3	13.631	136.1	49.679	D	91.81	0.464	16:16:29.291
17 -	16.325	19.552	135.2	13.591	137.7	49.468	(2)	92.20	0.253	16:17:18.759
18 -	16.284	19.419	136.6	13.512	139.5	49.215	(1)	92.67		16:18:07.974
19 -	16.130	19.360	137.5	13.663	138.0	49.153	D	92.79		16:18:57.127
20 -	16.224	19.605	134.4	13.657	139.2	49.486	(3)	92.16		16:19:46.613
21 -	17.227	24.870	108.5	22.456	37.7	1:04.553	70.65	15.338	16:20:51.166	
22 -	OUTLAP	20.416	133.9	13.800	136.6	1:57.711	38.74	1:08.496	16:22:48.877	
23 -	16.508	19.701	132.6	13.856	137.5	50.065	91.10	0.850	16:23:38.942	
24 -	16.407	19.968	132.3	13.646	136.9	50.021	91.18	0.806	16:24:28.963	
25 -	16.463	19.652	135.8	14.233	136.6	50.348	90.59	1.133	16:25:19.311	
26 -	16.350	19.642	133.6	13.625	136.9	49.617	91.92	0.402	16:26:08.928	

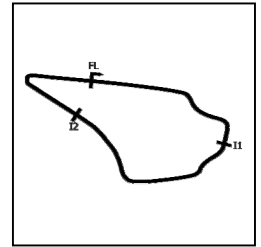
P5 86		Charlie NESBITT				Suzuki - VisionTrack Suzuki				
IDEAL LAP TIME : 49.090		BEST LAP TIME : 49.220		DIFFERENCE : 0.130						
LAP	SECTOR 1	SECTOR 2	SECTOR 3	LAP TIME	MPH	DIFF	TIME OF DAY			
1 -	OUTLAP	21.112	133.9	14.466	135.0		15:51:01.985			
2 -	17.241	19.983	135.2	14.196	135.0	51.420	88.70	2.200	15:51:53.405	
3 -	16.661	19.885	137.5	13.834	138.3	50.380	90.53	1.160	15:52:43.785	
4 -	16.386	19.596	138.3	13.846	137.2	49.828	91.53	0.608	15:53:33.613	
5 -	16.569	19.586	137.5	13.833	137.5	49.988	91.24	0.768	15:54:23.601	
6 -	16.419	19.401	137.7	13.566	138.3	49.386	92.35	0.166	15:55:12.987	
7 -	16.357	19.361	138.6	13.845	134.7	49.563	92.02	0.343	15:56:02.550	
8 -	16.625	21.368	134.7	13.947	135.0	51.940	87.81	2.720	15:56:54.490	
9 -	16.348	19.355	138.3	13.670	137.7	49.373	(3)	92.38	0.153	15:57:43.863
10 -	16.460	19.438	138.6	13.861	137.5	49.759	91.66	0.539	15:58:33.622	
11 -	17.752	25.059	97.5	20.631	31.8	1:03.442	71.89	14.222	15:59:37.064	
12 -	OUTLAP	20.373	135.2	13.903	137.2	4:28.439	16.99	3:39.219	16:04:05.503	
13 -	16.450	20.922	135.5	13.647	136.1	51.019	89.40	1.799	16:04:56.522	
14 -	16.523	19.580	137.2	13.599	137.5	49.702	91.76	0.482	16:05:46.224	
15 -	16.240	19.522	137.2	13.550	137.7	49.312	(2)	92.49	0.092	16:06:35.536
16 -	OUTLAP	20.387	136.1	13.818	135.2	7:30.038	10.13	6:40.818	16:14:05.574	
17 -	16.683	19.573	137.5	13.779	136.3	50.035	91.15	0.815	16:14:55.609	
18 -	16.395	20.360	137.7	14.256	136.3	51.011	89.41	1.791	16:15:46.620	
19 -	16.642	19.613	136.9	13.597	138.0	49.852	91.49	0.632	16:16:36.472	
20 -	16.268	19.392	134.7	13.560	137.7	49.220	(1)	92.66		16:17:25.692
21 -	16.383	19.707	126.3	13.856	136.6	49.946	91.32	0.726	16:18:15.638	
22 -	16.358	19.511	134.2	13.733	136.9	49.602	91.95	0.382	16:19:05.240	
23 -	16.344	19.987	136.1	13.515	137.7	49.846	91.50	0.626	16:19:55.086	
24 -	16.500	19.740	136.6	13.752	136.3	49.992	91.23	0.772	16:20:45.078	
25 -	16.377	19.711	136.3	17.112	38.2	53.200	85.73	3.980	16:21:38.278	
26 -	OUTLAP	20.057	135.5	13.689	136.1	2:10.344	34.99	1:21.124	16:23:48.622	
27 -	16.262	19.602	135.5	13.671	136.9	49.535	92.07	0.315	16:24:38.157	
28 -	16.297	19.634	135.5	13.600	137.2	49.531	92.08	0.311	16:25:27.688	
29 -	16.294	19.689	135.2	13.495	137.7	49.478	92.18	0.258	16:26:17.166	

MCRCB BULLETIN TK061

2022 Bennetts British Superbike Championship - Round 4

2022 Pirelli National Superstock Championship with MotoNovo

FREE PRACTICE 2 - SECTOR ANALYSIS



SECTOR 1 = FL to I1, SECTOR 2 = I1 to I2, SECTOR 3 = I2 to FL, DIFF = Difference To Personal Best Lap, P = Crossed Finish Line in Pit Lane, D = Time Disallowed

P6 51		Brayden ELLIOTT				Honda - CFS Filtration No Bull Racing			
IDEAL LAP TIME : 49.321		BEST LAP TIME : 49.321		DIFFERENCE : 0.000					
LAP	SECTOR 1	SECTOR 2		SECTOR 3		LAP TIME	MPH	DIFF	TIME OF DAY
1 -	OUTLAP	21.515	131.3	14.629	133.9				15:52:13.254
2 -	17.188	20.440	133.4	14.186	135.5	51.814	88.02	2.493	15:53:05.068
3 -	17.018	20.454	129.8	18.190	42.3	55.662	81.94	6.341	15:54:00.730
4 -	OUTLAP	20.542	128.5	14.218	134.7	3:49.246	19.89	2:59.925	15:57:49.976
5 -	16.599	19.728	136.9	13.678	137.2	50.005	91.21	0.684	15:58:39.981
6 -	16.614	19.874	132.8	14.004	136.1	50.492	90.33	1.171	15:59:30.473
7 -	16.573	19.743	135.2	13.822	135.2	50.138	90.97	0.817	16:00:20.611
8 -	16.569	19.597	135.0	14.089	138.0	50.255	90.75	0.934	16:01:10.866
9 -	17.130	20.196	132.3	13.804	135.8	51.130	89.20	1.809	16:02:01.996
10 -	16.622	19.781	134.7	13.961	136.3	50.364	90.56	1.043	16:02:52.360
11 -	16.480	19.619	135.2	13.743	138.0	49.842	91.51	0.521	16:03:42.202
12 -	17.017	21.411	122.2	17.861	33.2	56.289	81.03	6.968	16:04:38.491
13 -	OUTLAP	20.470	132.1	14.241	136.1	9:18.726	8.16	8:29.405	16:13:57.217
14 -	16.733	19.548	136.9	13.711	137.7	49.992	91.23	0.671	16:14:47.209
15 -	16.463	19.487	139.2	13.740	138.0	49.690	91.79	0.369	16:15:36.899
16 -	16.354	19.378	136.6	13.589	140.1	49.321 (1)	92.47		16:16:26.220
17 -	16.460	19.734	132.3	14.066	138.0	50.260	90.75	0.939	16:17:16.480
18 -	16.370	19.455	134.2	13.670	138.3	49.495 (2)	92.15	0.174	16:18:05.975
19 -	16.415	19.562	132.3	13.781	136.1	49.758	91.66	0.437	16:18:55.733
20 -	17.567	21.807	120.6	20.044	33.4	59.418	76.76	10.097	16:19:55.151
21 -	OUTLAP	20.319	131.8	14.015	137.2	2:06.822	35.96	1:17.501	16:22:01.973
22 -	16.466	19.659	133.9	13.759	136.3	49.884	91.43	0.563	16:22:51.857
23 -	16.484	19.441	135.8	13.589	138.3	49.514 (3)	92.11	0.193	16:23:41.371
24 -	16.500	19.597	133.9	13.737	137.5	49.834	91.52	0.513	16:24:31.205
25 -	16.529	19.620	136.6	13.747	138.0	49.896	91.41	0.575	16:25:21.101
26 -	16.494	19.471	133.6	13.830	137.7	49.795	91.59	0.474	16:26:10.896

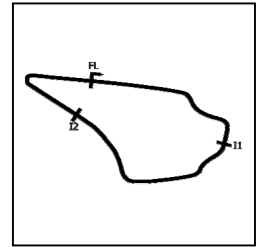
P7 8		Lewis ROLLO				Honda - Milenco by Padgetts Motorcycles			
IDEAL LAP TIME : 49.292		BEST LAP TIME : 49.400		DIFFERENCE : 0.108					
LAP	SECTOR 1	SECTOR 2		SECTOR 3		LAP TIME	MPH	DIFF	TIME OF DAY
1 -	OUTLAP	20.831	135.8	14.461	133.1				15:52:04.900
2 -	17.316	20.231	136.6	14.042	135.5	51.589	88.41	2.189	15:52:56.489
3 -	16.988	19.776	138.6	13.905	136.3	50.669	90.01	1.269	15:53:47.158
4 -	16.859	19.848	140.9	13.808	136.9	50.515	90.29	1.115	15:54:37.673
5 -	16.819	19.571	140.3	13.744	135.0	50.134	90.97	0.734	15:55:27.807
6 -	16.752	19.533	139.5	14.488	132.8	50.773	89.83	1.373	15:56:18.580
7 -	17.304	20.669	140.1	13.939	136.6	51.912	87.86	2.512	15:57:10.492
8 -	16.817	19.887	134.7	13.869	134.7	50.573	90.18	1.173	15:58:01.065
9 -	16.567	19.532	138.6	13.732	135.2	49.831 (3)	91.53	0.431	15:58:50.896
10 -	16.718	21.010	138.3	13.851	135.8	51.579	88.42	2.179	15:59:42.475
11 -	16.900	19.777	139.8	13.929	135.0	50.606	90.12	1.206	16:00:33.081
12 -	16.709	20.291	128.5	18.911	40.0	55.911	81.57	6.511	16:01:28.992
13 -	OUTLAP	20.284	130.5	14.169	135.0	13:08.661	5.78	12:19.261	16:14:37.653
14 -	16.830	19.819	138.0	13.792	136.1	50.441	90.42	1.041	16:15:28.094
15 -	16.717	19.789	132.3	13.825	135.0	50.331	90.62	0.931	16:16:18.425
16 -	16.445	19.421	139.2	13.534	137.2	49.400 (1)	92.33		16:17:07.825
17 -	16.526	19.340	137.5	13.606	136.3	49.472 (2)	92.19	0.072	16:17:57.297
18 -	16.418	19.488	132.8	14.465	130.8	50.371	90.55	0.971	16:18:47.668
19 -	17.807	21.307	131.5	14.176	136.6	53.290	85.59	3.890	16:19:40.958
20 -	17.189	20.741	137.5	13.776	137.2	51.706	88.21	2.306	16:20:32.664
21 -	16.530	19.783	139.5	13.665	137.5	49.978	91.26	0.578	16:21:22.642
22 -	17.671	22.758	127.8	20.927	35.9	1:01.356	74.33	11.956	16:22:23.998
23 -	OUTLAP	21.685	133.4	14.521	129.8	1:40.985	45.16	51.585	16:24:04.983
24 -	16.831	19.777	135.2	13.801	134.7	50.409	90.48	1.009	16:24:55.392
25 -	16.727	19.831	134.4	13.753	135.0	50.311	90.65	0.911	16:25:45.703

MCRCB BULLETIN TK061

2022 Bennetts British Superbike Championship - Round 4

2022 Pirelli National Superstock Championship with MotoNovo

FREE PRACTICE 2 - SECTOR ANALYSIS



SECTOR 1 = FL to I1, SECTOR 2 = I1 to I2, SECTOR 3 = I2 to FL, DIFF = Difference To Personal Best Lap, P = Crossed Finish Line in Pit Lane, D = Time Disallowed

P8 75 Alex OLSEN		BMW - FHO Racing with Kobelco							
IDEAL LAP TIME : 49.274		BEST LAP TIME : 49.412		DIFFERENCE : 0.138					
LAP	SECTOR 1	SECTOR 2		SECTOR 3		LAP TIME	MPH	DIFF	TIME OF DAY
1 -	OUTLAP	21.691	131.3	14.895	137.7				15:51:17.993
2 -	17.362	21.840	136.3	14.243	138.0	53.445	85.34	4.033	15:52:11.438
3 -	16.685	20.272	136.6	13.980	140.1	50.937	89.54	1.525	15:53:02.375
4 -	16.518	19.939	135.5	13.917	140.1	50.374	90.54	0.962	15:53:52.749
5 -	16.376	19.715	138.3	13.712	141.2	49.803	91.58	0.391	15:54:42.552
6 -	17.748	20.821	138.6	13.874	140.9	52.443	86.97	3.031	15:55:34.995
7 -	16.322	19.472	139.2	13.841	140.3	49.635 (3)	91.89	0.223	15:56:24.630
8 -	17.525	21.965	120.9	19.279	45.6	58.769	77.61	9.357	15:57:23.399
9 -	OUTLAP	20.749	133.9	14.082	138.0	7:00.714	10.84	6:11.302	16:04:24.113
10 -	16.634	19.981	134.7	13.917	140.3	50.532	90.26	1.120	16:05:14.645
11 -	16.394	19.565	137.7	13.779	138.6	49.738	91.70	0.326	16:06:04.383
12 -	16.631	19.711	138.3	13.805	140.9	50.147	90.95	0.735	16:06:54.530
13 -	OUTLAP	20.470	135.5	13.952	137.7	8:08.163	9.34	7:18.751	16:15:02.693
14 -	16.506	19.842	136.6	13.679	140.1	50.027	91.17	0.615	16:15:52.720
15 -	16.462	19.580	135.2	13.676	140.3	49.718	91.73	0.306	16:16:42.438
16 -	16.393	19.517	138.9	14.160	140.3	50.070	91.09	0.658	16:17:32.508
17 -	17.201	21.186	134.4	14.205	140.1	52.592	86.72	3.180	16:18:25.100
18 -	16.372	19.546	139.8	14.114	140.1	50.032	91.16	0.620	16:19:15.132
19 -	16.592	20.540	136.6	13.996	140.9	51.128	89.20	1.716	16:20:06.260
20 -	16.346	19.440	136.3	13.626	140.3	49.412 (1)	92.30		16:20:55.672
21 -	16.972	21.013	137.7	13.940	141.5	51.925	87.84	2.513	16:21:47.597
22 -	16.234	19.414	138.9	13.850	140.1	49.498 (2)	92.14	0.086	16:22:37.095
23 -	16.523	24.082	93.4	14.770	138.6	55.375	82.36	5.963	16:23:32.470
24 -	16.986	20.235	132.3	21.095	42.6	58.316	78.21	8.904	16:24:30.786

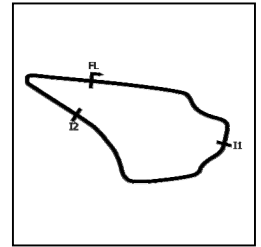
P9 3 Billy McCONNELL		Honda - C&L Fairburn Properties / Jackson Racing							
IDEAL LAP TIME : 49.473		BEST LAP TIME : 49.473		DIFFERENCE : 0.000					
LAP	SECTOR 1	SECTOR 2		SECTOR 3		LAP TIME	MPH	DIFF	TIME OF DAY
1 -	OUTLAP	21.177	126.1	15.926	116.9				15:51:48.452
2 -	17.306	20.299	135.2	13.769	136.3	51.374 (3)	88.78	1.901	15:52:39.826
3 -	16.421	19.627	135.8	13.666	136.3	49.714 (2)	91.74	0.241	15:53:29.540
4 -	16.410	19.400	139.5	13.663	138.9	49.473 (1)	92.19		15:54:19.013

MCRCB BULLETIN TK061

2022 Bennetts British Superbike Championship - Round 4

2022 Pirelli National Superstock Championship with MotoNovo

FREE PRACTICE 2 - SECTOR ANALYSIS



SECTOR 1 = FL to I1, SECTOR 2 = I1 to I2, SECTOR 3 = I2 to FL, DIFF = Difference To Personal Best Lap, P = Crossed Finish Line in Pit Lane, D = Time Disallowed

P10 74		Davey TODD				Honda - Milenco by Padgetts Motorcycles			
IDEAL LAP TIME : 49.128		BEST LAP TIME : 49.511		DIFFERENCE : 0.383					
LAP	SECTOR 1	SECTOR 2		SECTOR 3		LAP TIME	MPH	DIFF	TIME OF DAY
1 -		21.003	137.5	14.219	135.8				15:52:05.140
2 -	17.398	20.111	140.3	14.110	136.9	51.619	88.36	2.108	15:52:56.759
3 -	17.039	19.879	139.5	13.774	138.3	50.692	89.97	1.181	15:53:47.451
4 -	16.894	19.877	141.5	13.819	138.6	50.590	90.15	1.079	15:54:38.041
5 -	17.112	19.590	142.4	13.539	138.3	50.241	90.78	0.730	15:55:28.282
6 -	16.676	19.658	138.9	14.188	134.2	50.522	90.27	1.011	15:56:18.804
7 -	17.336	20.520	135.5	14.207	137.7	52.063	87.60	2.552	15:57:10.867
8 -	16.920	19.954	138.6	13.714	136.6	50.588	90.16	1.077	15:58:01.455
9 -	17.020	19.677	138.6	13.727	138.0	50.424	90.45	0.913	15:58:51.879
10 -	16.684	19.735	136.9	13.683	137.7	50.102	91.03	0.591	15:59:41.981
11 -	16.655	20.110	136.9	13.755	135.8	50.520	90.28	1.009	16:00:32.501
12 -	16.822	20.838	131.3	16.644	44.2	54.304	83.99	4.793	16:01:26.805
13 -	OUTLAP	21.212	135.5	13.769	137.5	5:42.941	13.29	4:53.430	16:07:09.746
14 -	OUTLAP	20.315	138.9	13.588	135.8	7:03.241	10.77	6:13.730	16:14:12.987
15 -	16.737	19.569	140.3	13.965	138.0	50.271	90.73	0.760	16:15:03.258
16 -	16.408	19.524	141.5	13.827	137.7	49.759	91.66	0.248	16:15:53.017
17 -	16.470	19.619	141.5	13.645	139.8	49.734	91.71	0.223	16:16:42.751
18 -	16.403	19.354	141.5	13.754	139.2	49.511 (1)	92.12		16:17:32.262
19 -	16.737	20.290	136.9	13.719	138.9	50.746	89.88	1.235	16:18:23.008
20 -	16.993	20.256	136.3	13.371	138.9	50.620	90.10	1.109	16:19:13.628
21 -	16.706	20.066	135.0	13.699	138.6	50.471	90.37	0.960	16:20:04.099
22 -	16.558	19.955	135.2	13.746	135.2	50.259	90.75	0.748	16:20:54.358
23 -	16.749	19.702	135.8	13.658	140.1	50.109	91.02	0.598	16:21:44.467
24 -	16.449	19.610	136.1	13.563	139.2	49.622 (3)	91.91	0.111	16:22:34.089
25 -	16.421	19.709	135.0	13.467	138.6	49.597 (2)	91.96	0.086	16:23:23.686
26 -	16.738	20.219	132.1	20.889	32.1	57.846	78.84	8.335	16:24:21.532
27 -	OUTLAP	21.232	132.6	13.835	137.5	1:30.417	50.44	40.906	16:25:51.949

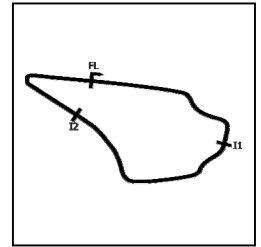
P11 7		Kade VERWEY				BMW - Team XG Racing			
IDEAL LAP TIME : 49.440		BEST LAP TIME : 49.514		DIFFERENCE : 0.074					
LAP	SECTOR 1	SECTOR 2		SECTOR 3		LAP TIME	MPH	DIFF	TIME OF DAY
1 -	OUTLAP	21.046	135.8	14.255	137.7				15:51:31.993
2 -	19.076	21.056	136.1	13.981	138.6	54.113	84.28	4.599	15:52:26.106
3 -	19.130	20.527	138.3	14.009	137.7	53.666	84.99	4.152	15:53:19.772
4 -	16.856	20.402	136.1	13.741	138.6	50.999	89.43	1.485	15:54:10.771
5 -	16.623	20.982	136.6	13.728	139.5	51.333	88.85	1.819	15:55:02.104
6 -	16.565	19.867	136.9	13.777	137.7	50.209	90.84	0.695	15:55:52.313
7 -	16.735	19.947	136.1	22.225	37.8	58.907	77.42	9.393	15:56:51.220
8 -	OUTLAP	19.808	135.8	13.842	138.6	1:06.146	68.95	16.632	15:57:57.366
9 -	16.612	19.803	135.5	13.983	138.0	50.398	90.50	0.884	15:58:47.764
10 -	16.701	20.249	136.9	17.355	38.7	54.305	83.99	4.791	15:59:42.069
11 -	OUTLAP	19.844	133.9	13.814	139.2	2:15.594	33.63	1:26.080	16:01:57.663
12 -	16.646	19.919	131.5	13.772	138.6	50.337	90.61	0.823	16:02:48.000
13 -	16.664	19.841	135.0	13.603	138.9	50.108	91.02	0.594	16:03:38.108
14 -	16.608	20.413	130.5	19.141	33.7	56.162	81.21	6.648	16:04:34.270
15 -	OUTLAP	20.835	132.1	14.127	137.7	10:02.912	7.56	9:13.398	16:14:37.182
16 -	16.901	20.065	133.4	13.682	138.3	50.648	90.05	1.134	16:15:27.830
17 -	16.761	19.951	132.1	13.967	138.6	50.679	90.00	1.165	16:16:18.509
18 -	16.711	19.575	134.7	13.553	139.8	49.839 (3)	91.51	0.325	16:17:08.348
19 -	16.453	19.545	135.2	13.516	140.1	49.514 (1)	92.11		16:17:57.862
20 -	16.379	19.585	133.6	13.770	137.7	49.734 (2)	91.71	0.220	16:18:47.596
21 -	17.181	20.592	125.2	21.344	34.9	59.117	77.15	9.603	16:19:46.713
22 -	OUTLAP	20.817	130.5	13.800	140.1	1:15.222	60.63	25.708	16:21:01.935
23 -	16.645	19.894	135.0	13.756	140.1	50.295	90.68	0.781	16:21:52.230
24 -	16.594	19.730	132.6	13.986	137.2	50.310	90.66	0.796	16:22:42.540
25 -	17.671	21.481	124.9	20.898	30.2	1:00.050	75.95	10.536	16:23:42.590

MCRCB BULLETIN TK061

2022 Bennetts British Superbike Championship - Round 4

2022 Pirelli National Superstock Championship with MotoNovo

FREE PRACTICE 2 - SECTOR ANALYSIS



SECTOR 1 = FL to I1, SECTOR 2 = I1 to I2, SECTOR 3 = I2 to FL, DIFF = Difference To Personal Best Lap, P = Crossed Finish Line in Pit Lane, D = Time Disallowed

P12 11		David ALLINGHAM				Honda - TAG Racing Honda			
IDEAL LAP TIME : 49.445		BEST LAP TIME : 49.690		DIFFERENCE : 0.245					
LAP	SECTOR 1	SECTOR 2		SECTOR 3		LAP TIME	MPH	DIFF	TIME OF DAY
1 -	OUTLAP	20.897	129.3	14.700	136.1				15:50:59.720
2 -	17.235	20.083	137.7	14.106	135.5	51.424	88.69	1.734	15:51:51.144
3 -	16.694	19.792	139.2	13.958	135.2	50.444	90.41	0.754	15:52:41.588
4 -	16.773	19.531	138.0	13.857	138.9	50.161	90.92	0.471	15:53:31.749
5 -	16.535	19.539	138.6	13.616	138.3	49.690 (1)	91.79		15:54:21.439
6 -	16.801	19.869	138.9	13.655	136.6	50.325	90.63	0.635	15:55:11.764
7 -	16.684	19.894	138.9	13.815	136.1	50.393	90.51	0.703	15:56:02.157
8 -	16.627	21.031	138.0	13.678	135.8	51.336	88.84	1.646	15:56:53.493
9 -	16.620	19.640	138.9	13.735	136.9	49.995	91.23	0.305	15:57:43.488
10 -	16.493	19.687	139.5	13.851	134.7	50.031	91.16	0.341	15:58:33.519
11 -	17.579	23.326	100.3	19.936	37.7	1:00.841	74.96	11.151	15:59:34.360
12 -	OUTLAP	21.448	135.0	14.160	137.2	5:23.009	14.12	4:33.319	16:04:57.369
13 -	16.803	19.573	138.6	13.725	135.8	50.101	91.03	0.411	16:05:47.470
14 -	16.508	19.727	138.0	13.481	138.0	49.716 (2)	91.74	0.026	16:06:37.186
15 -	OUTLAP	21.529	135.8	14.694	135.8	13:17.360	5.72	12:27.670	16:19:54.546
16 -	16.852	20.553	137.5	13.847	136.6	51.252	88.99	1.562	16:20:45.798
17 -	16.672	19.759	138.0	13.873	138.6	50.304	90.67	0.614	16:21:36.102
18 -	16.465	19.769	137.5	13.656	137.7	49.890	91.42	0.200	16:22:25.992
19 -	16.467	19.666	137.5	13.613	137.5	49.746 (3)	91.68	0.056	16:23:15.738
20 -	16.433	19.635	138.6	13.805	138.6	49.873	91.45	0.183	16:24:05.611
21 -	16.957	20.128	138.9	13.630	136.6	50.715	89.93	1.025	16:24:56.326
22 -	16.537	19.655	138.6	13.588	138.6	49.780	91.62	0.090	16:25:46.106

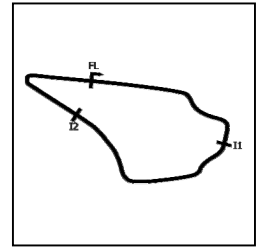
P13 44		Jack NIXON				BMW - FHO Racing with Kobelco			
IDEAL LAP TIME : 49.510		BEST LAP TIME : 49.701		DIFFERENCE : 0.191					
LAP	SECTOR 1	SECTOR 2		SECTOR 3		LAP TIME	MPH	DIFF	TIME OF DAY
1 -	OUTLAP	22.771	130.5	14.938	130.8				15:51:09.175
2 -	17.633	21.219	135.0	14.295	131.8	53.147	85.82	3.446	15:52:02.322
3 -	17.285	20.594	132.6	14.088	134.2	51.967	87.76	2.266	15:52:54.289
4 -	16.984	20.154	135.5	13.983	134.4	51.121	89.22	1.420	15:53:45.410
5 -	17.005	20.847	136.6	14.330	133.1	52.182	87.40	2.481	15:54:37.592
6 -	17.182	19.853	139.5	13.888	135.8	50.923	89.56	1.222	15:55:28.515
7 -	16.911	19.622	139.8	14.034	136.3	50.567	90.19	0.866	15:56:19.082
8 -	17.299	20.464	139.2	14.584	134.4	52.347	87.13	2.646	15:57:11.429
9 -	17.357	19.672	136.9	13.981	133.4	51.010	89.41	1.309	15:58:02.439
10 -	16.927	20.431	131.5	14.121	131.8	51.479	88.60	1.778	15:58:53.918
11 -	16.723	19.836	135.0	13.888	131.3	50.447	90.41	0.746	15:59:44.365
12 -	16.719	19.871	134.2	14.002	133.9	50.592	90.15	0.891	16:00:34.957
13 -	17.582	21.624	123.5	21.196	36.4	1:00.402	75.51	10.701	16:01:35.359
14 -	OUTLAP	22.035	135.8	14.247	134.4	13:27.842	5.64	12:38.141	16:15:03.201
15 -	16.923	19.850	135.0	13.949	136.3	50.722	89.92	1.021	16:15:53.923
16 -	16.576	19.636	139.2	13.634	136.9	49.846 (3)	91.50	0.145	16:16:43.769
17 -	16.624	19.467	136.6	13.879	136.1	49.970	91.27	0.269	16:17:33.739
18 -	16.409	19.510	137.7	13.782	136.1	49.701 (1)	91.77		16:18:23.440
19 -	16.853	20.489	135.8	13.873	137.2	51.215	89.05	1.514	16:19:14.655
20 -	16.750	19.780	134.2	13.847	135.8	50.377	90.53	0.676	16:20:05.032
21 -	16.629	19.547	139.5	13.667	137.2	49.843 (2)	91.50	0.142	16:20:54.875
22 -	16.670	19.664	136.9	13.835	137.5	50.169	90.91	0.468	16:21:45.044
23 -	16.825	21.211	129.3	14.288	136.9	52.324	87.17	2.623	16:22:37.368
24 -	16.845	20.493	127.3	14.295	134.4	51.633	88.33	1.932	16:23:29.001
25 -	17.158	22.105	122.2	15.591	134.7	54.854	83.15	5.153	16:24:23.855
26 -	17.693	21.336	117.7	19.095	35.8	58.124	78.47	8.423	16:25:21.979

MCRCB BULLETIN TK061

2022 Bennetts British Superbike Championship - Round 4

2022 Pirelli National Superstock Championship with MotoNovo

FREE PRACTICE 2 - SECTOR ANALYSIS



SECTOR 1 = FL to I1, SECTOR 2 = I1 to I2, SECTOR 3 = I2 to FL, DIFF = Difference To Personal Best Lap, P = Crossed Finish Line in Pit Lane, D = Time Disallowed

P14 59		Matt TRUELOVE				Aprilia - IN Competition / Aprilia			
IDEAL LAP TIME : 49.643		BEST LAP TIME : 49.723		DIFFERENCE : 0.080					
LAP	SECTOR 1	SECTOR 2		SECTOR 3		LAP TIME	MPH	DIFF	TIME OF DAY
1 -	OUTLAP	20.839	138.9	15.224	136.1				15:50:58.175
2 -	17.315	19.957	138.3	14.155	131.5	51.427	88.69	1.704	15:51:49.602
3 -	16.881	19.956	138.3	14.031	135.8	50.868	89.66	1.145	15:52:40.470
4 -	16.665	19.665	139.8	13.886	134.7	50.216	90.82	0.493	15:53:30.686
5 -	16.441	19.528	139.5	13.754	135.0	49.723 (1)	91.73		15:54:20.409
6 -	16.489	19.623	140.1	13.989	138.0	50.101	91.03	0.378	15:55:10.510
7 -	17.550	22.666	137.7	14.118	134.7	54.334	83.94	4.611	15:56:04.844
8 -	16.728	19.694	140.1	14.248	132.8	50.670	90.01	0.947	15:56:55.514
9 -	16.504	19.499	139.8	13.808	135.2	49.811 (2)	91.56	0.088	15:57:45.325
10 -	16.479	19.741	139.2	13.821	135.8	50.041	91.14	0.318	15:58:35.366
11 -	17.522	22.532	114.3	20.025	39.3	1:00.079	75.91	10.356	15:59:35.445
12 -	OUTLAP	20.693	135.5	14.156	135.5	3:48.457	19.96	2:58.734	16:03:23.902
13 -	16.757	20.019	137.5	13.902	133.1	50.678	90.00	0.955	16:04:14.580
14 -	16.603	19.750	136.1	13.910	134.4	50.263	90.74	0.540	16:05:04.843
15 -	16.677	19.954	137.7	13.809	134.4	50.440	90.42	0.717	16:05:55.283
16 -	16.583	19.766	138.3	13.827	135.2	50.176	90.90	0.453	16:06:45.459
17 -	OUTLAP	20.763	137.5	14.313	134.2	7:11.257	10.57	6:21.534	16:13:56.716
18 -	16.758	19.517	139.8	13.784	132.3	50.059	91.11	0.336	16:14:46.775
19 -	16.632	19.646	138.6	13.798	132.3	50.076	91.08	0.353	16:15:36.851
20 -	16.699	19.594	139.8	13.766	136.1	50.059	91.11	0.336	16:16:26.910
21 -	16.390	19.533	139.8	14.068	135.5	49.991 (3)	91.23	0.268	16:17:16.901
22 -	16.534	20.775	117.1	21.119	36.6	58.428	78.06	8.705	16:18:15.329
23 -	OUTLAP	22.255	132.6	14.320	133.1	3:26.875	22.04	2:37.152	16:21:42.204
24 -	16.626	19.719	135.8	13.794	135.8	50.139	90.96	0.416	16:22:32.343
25 -	16.566	25.651	101.2	16.462	133.6	58.679	77.72	8.956	16:23:31.022
26 -	16.602	19.822	134.4	14.113	135.2	50.537	90.25	0.814	16:24:21.559
27 -	16.912	24.050	107.7	21.303	33.9	1:02.265	73.25	12.542	16:25:23.824

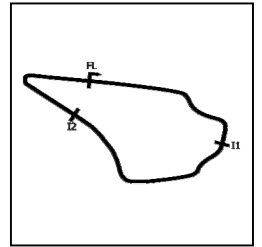
P15 18		Shaun WINFIELD				Honda - TAG Racing Honda			
IDEAL LAP TIME : 49.511		BEST LAP TIME : 49.761		DIFFERENCE : 0.250					
LAP	SECTOR 1	SECTOR 2		SECTOR 3		LAP TIME	MPH	DIFF	TIME OF DAY
1 -	OUTLAP	20.969	137.5	14.239	133.1				15:50:56.637
2 -	16.725	19.730	138.6	14.195	133.6	50.650	90.05	0.889	15:51:47.287
3 -	16.560	19.760	138.0	14.034	132.8	50.354	90.58	0.593	15:52:37.641
4 -	16.669	19.647	135.5	13.888	132.8	50.204	90.85	0.443	15:53:27.845
5 -	16.777	20.042	133.4	18.611	40.2	55.430	82.28	5.669	15:54:23.275
6 -	OUTLAP	20.049	134.4	13.900	134.4	7:08.787	10.63	6:19.026	16:01:32.062
7 -	16.751	19.554	136.3	13.653	134.4	49.958	91.29	0.197	16:02:22.020
8 -	16.619	19.561	136.9	13.828	133.9	50.008	91.20	0.247	16:03:12.028
9 -	16.646	19.788	133.9	13.750	136.1	50.184	90.88	0.423	16:04:02.212
10 -	16.802	21.139	112.0	17.267	46.7	55.208	82.61	5.447	16:04:57.420
11 -	OUTLAP	20.890	134.4	14.256	134.2	8:59.009	8.46	8:09.248	16:13:56.429
12 -	16.658	19.605	137.5	13.582	134.4	49.845 (2)	91.50	0.084	16:14:46.274
13 -	16.544	19.403	137.7	13.814	135.0	49.761 (1)	91.66		16:15:36.035
14 -	16.593	19.599	136.1	13.668	135.5	49.860 (3)	91.47	0.099	16:16:25.895
15 -	16.526	19.981	132.8	16.890	46.1	53.397	85.41	3.636	16:17:19.292
16 -	OUTLAP	23.763	128.3	13.978	135.8	3:55.602	19.35	3:05.841	16:21:14.894
17 -	16.814	20.126	132.8	14.017	134.2	50.957	89.50	1.196	16:22:05.851
18 -	16.728	19.712	135.2	13.736	134.4	50.176	90.90	0.415	16:22:56.027
19 -	16.650	20.274	130.8	16.008	133.9	52.932	86.16	3.171	16:23:48.959
20 -	16.662	19.653	129.5	13.717	135.5	50.032	91.16	0.271	16:24:38.991
21 -	16.603	19.852	134.2	13.837	134.2	50.292	90.69	0.531	16:25:29.283
22 -	17.454	22.284	108.9	15.830	127.3	55.568	82.08	5.807	16:26:24.851

MCRCB BULLETIN TK061

2022 Bennetts British Superbike Championship - Round 4

2022 Pirelli National Superstock Championship with MotoNovo

FREE PRACTICE 2 - SECTOR ANALYSIS



SECTOR 1 = FL to I1, SECTOR 2 = I1 to I2, SECTOR 3 = I2 to FL, DIFF = Difference To Personal Best Lap, P = Crossed Finish Line in Pit Lane, D = Time Disallowed

P16 57		Levi DAY				Suzuki - Powerslide Motorcycles Racing			
IDEAL LAP TIME : 49.920		BEST LAP TIME : 49.946		DIFFERENCE : 0.026					
LAP	SECTOR 1	SECTOR 2	SECTOR 3	LAP TIME	MPH	DIFF	TIME OF DAY		
1 -	OUTLAP	23.698	120.2	15.130	132.1		15:51:09.386		
2 -	17.868	21.216	135.0	14.501	133.1	53.585	85.11	3.639	15:52:02.971
3 -	17.500	20.702	135.8	14.186	133.9	52.388	87.06	2.442	15:52:55.359
4 -	17.114	20.299	135.8	14.151	135.2	51.564	88.45	1.618	15:53:46.923
5 -	16.839	20.298	138.6	14.141	137.5	51.278	88.94	1.332	15:54:38.201
6 -	17.155	20.022	138.9	13.821	138.9	50.998	89.43	1.052	15:55:29.199
7 -	16.654	19.721	138.9	13.850	138.6	50.225 (2)	90.81	0.279	15:56:19.424
8 -	17.393	20.329	138.9	18.946	42.9	56.668	80.48	6.722	15:57:16.092
9 -	OUTLAP	20.900	132.1	14.238	137.2	1:28.053	51.79	38.107	15:58:44.145
10 -	16.836	19.995	135.8	13.953	136.9	50.784	89.81	0.838	15:59:34.929
11 -	16.707	20.302	134.7	13.883	137.2	50.892	89.62	0.946	16:00:25.821
12 -	16.769	20.192	136.6	13.670	138.0	50.631	90.08	0.685	16:01:16.452
13 -	16.802	20.054	135.5	13.781	136.6	50.637	90.07	0.691	16:02:07.089
14 -	17.560	20.948	127.5	20.093	36.8	58.601	77.83	8.655	16:03:05.690
15 -	OUTLAP	21.824	133.1	14.363	136.1	3:47.643	20.03	2:57.697	16:06:53.333
16 -	OUTLAP	20.725	133.1	14.091	136.3	7:10.050	10.60	6:20.104	16:14:03.383
17 -	17.059	20.063	135.2	13.743	138.9	50.865	89.67	0.919	16:14:54.248
18 -	17.007	21.031	136.9	14.511	136.3	52.549	86.79	2.603	16:15:46.797
19 -	16.988	19.854	137.5	13.853	137.7	50.695	89.97	0.749	16:16:37.492
20 -	16.603	19.747	136.1	13.596	139.5	49.946 (1)	91.32		16:17:27.438
21 -	16.717	20.192	126.3	16.060	129.8	52.969	86.10	3.023	16:18:20.407
22 -	17.087	19.910	136.3	13.870	137.5	50.867	89.66	0.921	16:19:11.274
23 -	16.744	19.935	136.1	13.694	137.7	50.373 (3)	90.54	0.427	16:20:01.647
24 -	17.031	24.748	129.8	14.095	135.5	55.874	81.63	5.928	16:20:57.521
25 -	16.922	19.987	137.5	13.876	139.5	50.785	89.81	0.839	16:21:48.306
26 -	16.698	19.814	136.1	13.889	136.9	50.404 D	90.49	0.455	16:22:38.707
27 -	16.791	20.139	123.8	13.963	138.0	50.893	89.62	0.947	16:23:29.600
28 -	16.867	20.949	122.4	17.442	129.3	55.258	82.54	5.312	16:24:24.858
29 -	17.447	20.540	123.5	14.204	138.3	52.191	87.39	2.245	16:25:17.049
30 -	16.770	19.954	134.2	13.746	136.3	50.470	90.37	0.524	16:26:07.519

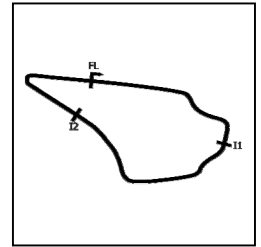
P17 10		Joe SHELDON-SHAW				Suzuki - Forward Vision Racing			
IDEAL LAP TIME : 49.891		BEST LAP TIME : 49.948		DIFFERENCE : 0.057					
LAP	SECTOR 1	SECTOR 2	SECTOR 3	LAP TIME	MPH	DIFF	TIME OF DAY		
1 -	OUTLAP	21.868	133.6	14.326	132.6		15:51:58.755		
2 -	17.041	20.376	133.1	14.066	134.7	51.483	88.59	1.535	15:52:50.238
3 -	16.843	20.010	132.6	13.952	135.2	50.805	89.77	0.857	15:53:41.043
4 -	16.720	20.198	133.6	13.837	134.2	50.755	89.86	0.807	15:54:31.798
5 -	16.863	19.828	134.2	13.719	136.1	50.410	90.48	0.462	15:55:22.208
6 -	16.954	20.747	130.5	18.440	36.3	56.141	81.24	6.193	15:56:18.349
7 -	OUTLAP	20.617	127.3	14.333	135.0	2:25.983	31.24	1:36.035	15:58:44.332
8 -	16.957	19.940	133.9	14.054	136.1	50.951	89.51	1.003	15:59:35.283
9 -	16.688	20.109	134.2	21.280	31.5	58.077	78.53	8.129	16:00:33.360
10 -	OUTLAP	19.891	135.2	13.763	135.2	1:05.736	69.38	15.788	16:01:39.096
11 -	16.582	19.621	133.6	13.803	135.0	50.006 (2)	91.21	0.058	16:02:29.102
12 -	17.289	22.237	128.0	17.793	41.9	57.319	79.57	7.371	16:03:26.421
13 -	OUTLAP	20.316	132.6	13.948	135.5	10:42.888	7.09	9:52.940	16:14:09.309
14 -	16.992	19.871	135.2	13.844	136.9	50.707	89.95	0.759	16:15:00.016
15 -	16.663	19.736	133.9	13.833	135.8	50.232 (3)	90.80	0.284	16:15:50.248
16 -	17.046	20.525	134.2	13.852	135.2	51.423	88.69	1.475	16:16:41.671
17 -	16.615	19.737	135.0	13.978	135.5	50.330	90.62	0.382	16:17:32.001
18 -	16.803	20.566	121.7	20.093	33.3	57.462	79.37	7.514	16:18:29.463
19 -	OUTLAP	19.946	132.8	13.922	135.8	5:37.969	13.49	4:48.021	16:24:07.432
20 -	16.551	19.667	136.6	13.730	134.7	49.948 (1)	91.31		16:24:57.380
21 -	17.424	19.899	135.0	13.776	135.0	51.099	89.26	1.151	16:25:48.479

MCRCB BULLETIN TK061

2022 Bennetts British Superbike Championship - Round 4

2022 Pirelli National Superstock Championship with MotoNovo

FREE PRACTICE 2 - SECTOR ANALYSIS



SECTOR 1 = FL to I1, SECTOR 2 = I1 to I2, SECTOR 3 = I2 to FL, DIFF = Difference To Personal Best Lap, P = Crossed Finish Line in Pit Lane, D = Time Disallowed

P18 9		Callum GRIGOR				Kawasaki - Grigor Racing			
IDEAL LAP TIME : 49.744		BEST LAP TIME : 49.948		DIFFERENCE : 0.204					
LAP	SECTOR 1	SECTOR 2		SECTOR 3		LAP TIME	MPH	DIFF	TIME OF DAY
1 -	OUTLAP	20.965	136.9	14.431	132.3				15:50:57.018
2 -	16.879	19.927	136.1	14.158	134.4	50.964	89.49	1.016	15:51:47.982
3 -	16.767	19.880	135.8	13.869	135.0	50.516	90.29	0.568	15:52:38.498
4 -	16.680	19.649	136.3	13.941	134.4	50.270	90.73	0.322	15:53:28.768
5 -	16.750	19.695	135.8	14.063	138.0	50.508 D	90.30	0.560	15:54:19.276
6 -	16.595	19.685	133.9	13.806	136.6	50.086 (3)	91.06	0.138	15:55:09.362
7 -	16.805	19.800	134.2	16.834	45.5	53.439	85.35	3.491	15:56:02.801
8 -	OUTLAP	19.819	134.4	13.996	134.7	2:21.683	32.19	1:31.735	15:58:24.484
9 -	16.715	19.666	133.4	13.958	134.4	50.339	90.60	0.391	15:59:14.823
10 -	16.691	19.685	134.4	14.020	136.1	50.396	90.50	0.448	16:00:05.219
11 -	16.718	19.797	133.4	17.491	47.9	54.006	84.45	4.058	16:00:59.225
12 -	OUTLAP	20.439	131.0	14.268	133.4	3:21.752	22.60	2:31.804	16:04:20.977
13 -	16.907	19.795	135.2	13.893	134.7	50.595	90.14	0.647	16:05:11.572
14 -	16.727	19.669	135.2	13.712	136.3	50.108	91.02	0.160	16:06:01.680
15 -	16.713	19.798	134.7	13.785	135.8	50.296	90.68	0.348	16:06:51.976
16 -	OUTLAP	20.088	135.2	14.067	134.2	9:56.838	7.64	9:06.890	16:16:48.814
17 -	16.708	19.472	136.3	13.926	136.1	50.106	91.02	0.158	16:17:38.920
18 -	17.104	19.729	136.3	14.042	136.6	50.875	89.65	0.927	16:18:29.795
19 -	16.799	19.462	134.7	13.687	135.8	49.948 (1)	91.31		16:19:19.743
20 -	16.629	19.627	133.4	13.815	136.9	50.071 (2)	91.09	0.123	16:20:09.814
21 -	16.823	19.782	133.4	16.559	41.0	53.164	85.79	3.216	16:21:02.978

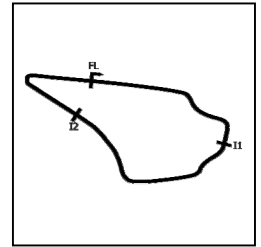
P19 19		Joe TALBOT				Kawasaki - Cheshire Mouldings Kawasaki by JR Performance			
IDEAL LAP TIME : 49.852		BEST LAP TIME : 50.055		DIFFERENCE : 0.203					
LAP	SECTOR 1	SECTOR 2		SECTOR 3		LAP TIME	MPH	DIFF	TIME OF DAY
1 -	OUTLAP	21.490	131.8	14.676	132.8				15:51:35.572
2 -	17.239	20.668	133.1	14.169	133.1	52.076	87.58	2.021	15:52:27.648
3 -	16.795	20.702	134.7	14.007	133.6	51.504	88.55	1.449	15:53:19.152
4 -	16.801	21.464	112.9	15.969	125.2	54.234	84.10	4.179	15:54:13.386
5 -	17.904	21.170	135.2	13.904	136.1	52.978	86.09	2.923	15:55:06.364
6 -	16.908	20.660	134.2	13.962	134.2	51.530	88.51	1.475	15:55:57.894
7 -	16.648	19.911	135.2	13.921	135.8	50.480	90.35	0.425	15:56:48.374
8 -	16.518	19.800	132.8	14.076	136.1	50.394	90.50	0.339	15:57:38.768
9 -	16.718	20.256	133.9	14.136	134.2	51.110	89.24	1.055	15:58:29.878
10 -	17.955	22.334	131.5	19.979	32.8	1:00.268	75.68	10.213	15:59:30.146
11 -	OUTLAP	20.309	135.2	13.975	132.1	14:36.390	5.20	13:46.335	16:14:06.536
12 -	16.747	19.910	133.6	13.815	135.5	50.472	90.36	0.417	16:14:57.008
13 -	16.529	19.817	135.0	13.709	135.8	50.055 (1)	91.12		16:15:47.063
14 -	16.878	19.973	136.1	13.896	136.1	50.747	89.87	0.692	16:16:37.810
15 -	16.511	19.644	138.3	13.767	136.6	49.922 D	91.36		16:17:27.732
16 -	16.602	19.950	133.1	13.895	135.5	50.447	90.41	0.392	16:18:18.179
17 -	16.647	21.231	130.0	15.933	130.0	53.811	84.76	3.756	16:19:11.990
18 -	20.071	21.583	132.1	13.900	135.2	55.554	82.10	5.499	16:20:07.544
19 -	17.141	19.958	134.2	13.892	135.8	50.994 D	89.44	0.936	16:20:58.535
20 -	16.558	19.799	135.2	13.841	135.8	50.198 (3)	90.86	0.143	16:21:48.733
21 -	16.556	19.632	137.5	13.885	137.2	50.073 (2)	91.08	0.018	16:22:38.806
22 -	16.947	19.988	128.0	14.278	135.2	51.213	89.06	1.158	16:23:30.019
23 -	16.651	20.555	133.1	14.022	134.7	51.228	89.03	1.173	16:24:21.247
24 -	16.934	21.457	132.6	13.925	134.2	52.316	87.18	2.261	16:25:13.563
25 -	16.778	20.020	133.1	17.551	31.4	54.349	83.92	4.294	16:26:07.912

MCRCB BULLETIN TK061

2022 Bennetts British Superbike Championship - Round 4

2022 Pirelli National Superstock Championship with MotoNovo

FREE PRACTICE 2 - SECTOR ANALYSIS



SECTOR 1 = FL to I1, SECTOR 2 = I1 to I2, SECTOR 3 = I2 to FL, DIFF = Difference To Personal Best Lap, P = Crossed Finish Line in Pit Lane, D = Time Disallowed

P20 71		Matthew PAULO				BMW - Matthew Paulo Racing Team			
IDEAL LAP TIME : 49.921		BEST LAP TIME : 50.089		DIFFERENCE : 0.168					
LAP	SECTOR 1	SECTOR 2		SECTOR 3		LAP TIME	MPH	DIFF	TIME OF DAY
1 -	OUTLAP	23.026	128.3	14.965	133.1				15:52:00.326
2 -	17.954	20.799	132.6	14.503	135.5	53.256	85.64	3.167	15:52:53.582
3 -	17.174	20.201	133.9	13.952	137.2	51.327	88.86	1.238	15:53:44.909
4 -	17.353	20.396	135.2	13.769	137.5	51.518	88.53	1.429	15:54:36.427
5 -	16.989	19.921	136.9	13.793	137.5	50.703	89.95	0.614	15:55:27.130
6 -	16.949	19.876	135.0	14.324	137.7	51.149	89.17	1.060	15:56:18.279
7 -	17.410	20.714	134.2	14.606	137.2	52.730	86.49	2.641	15:57:11.009
8 -	18.053	19.876	137.7	13.951	137.2	51.880	87.91	1.791	15:58:02.889
9 -	16.948	20.099	134.2	14.209	136.1	51.256	88.98	1.167	15:58:54.145
10 -	17.462	20.206	131.0	14.094	137.2	51.762	88.11	1.673	15:59:45.907
11 -	17.012	19.962	135.8	13.802	134.7	50.776	89.82	0.687	16:00:36.683
12 -	16.956	21.065	126.8	18.282	39.4	56.303	81.01	6.214	16:01:32.986
13 -	OUTLAP	20.671	134.4	17.150	39.8	12:27.725	6.09	11:37.636	16:14:00.711
14 -	OUTLAP	20.330	131.8	13.928	136.3	1:15.224	60.63	25.135	16:15:15.935
15 -	17.000	19.941	133.4	13.784	136.1	50.725	89.91	0.636	16:16:06.660
16 -	16.919	19.763	135.5	13.757	137.7	50.439	90.42	0.350	16:16:57.099
17 -	16.809	20.335	121.3	13.788	136.9	50.932 D	89.55	0.843	16:17:48.031
18 -	16.734	19.734	133.1	13.621	135.5	50.089 (1)	91.06		16:18:38.120
19 -	16.727	19.615	134.7	13.622	136.3	49.964 D	91.28		16:19:28.084
20 -	17.818	21.491	128.0	16.658	46.4	55.967	81.49	5.878	16:20:24.051
21 -	OUTLAP	20.712	125.4	14.258	136.3	2:38.015	28.86	1:47.926	16:23:02.066
22 -	16.863	19.780	133.4	13.757	134.7	50.400	90.49	0.311	16:23:52.466
23 -	16.776	19.861	132.6	13.671	136.1	50.308 (3)	90.66	0.219	16:24:42.774
24 -	16.834	19.938	134.2	13.609	135.5	50.381	90.53	0.292	16:25:33.155
25 -	16.792	19.858	131.3	13.579	135.8	50.229 (2)	90.80	0.140	16:26:23.384

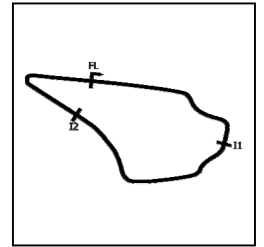
P21 30		Rob McNEALY				BMW - McNealy Brown			
IDEAL LAP TIME : 50.265		BEST LAP TIME : 50.302		DIFFERENCE : 0.037					
LAP	SECTOR 1	SECTOR 2		SECTOR 3		LAP TIME	MPH	DIFF	TIME OF DAY
1 -	OUTLAP	22.208	130.8	14.772	130.5				15:51:05.121
2 -	17.860	22.463	129.8	14.416	131.5	54.739	83.32	4.437	15:51:59.860
3 -	17.786	21.237	132.6	17.718	39.0	56.741	80.38	6.439	15:52:56.601
4 -	OUTLAP	20.682	134.7	14.149	132.6	1:45.482	43.24	55.180	15:54:42.083
5 -	17.606	20.194	135.2	13.965	132.1	51.765	88.11	1.463	15:55:33.848
6 -	16.940	19.917	133.6	13.661	135.5	50.518 (2)	90.28	0.216	15:56:24.366
7 -	16.815	19.927	136.3	13.820	134.2	50.562 (3)	90.20	0.260	15:57:14.928
8 -	17.034	20.239	136.9	14.023	134.4	51.296	88.91	0.994	15:58:06.224
9 -	16.843	19.789	136.1	13.670	134.7	50.302 (1)	90.67		15:58:56.526
10 -	16.867	20.335	135.2	18.365	36.6	55.567	82.08	5.265	15:59:52.093
11 -	OUTLAP	20.674	135.0	13.954	132.6	6:35.848	11.52	5:45.546	16:06:27.941
12 -	OUTLAP	21.639	127.5	14.477	130.0	7:45.852	9.79	6:55.550	16:14:13.793
13 -	17.528	20.254	135.5	13.808	132.1	51.590	88.41	1.288	16:15:05.383
14 -	16.958	20.128	134.4	13.919	132.1	51.005	89.42	0.703	16:15:56.388
15 -	17.637	19.948	136.9	13.960	134.4	51.545	88.48	1.243	16:16:47.933
16 -	16.830	19.932	133.6	13.880	134.7	50.642	90.06	0.340	16:17:38.575
17 -	16.952	20.085	132.8	13.884	131.8	50.921	89.57	0.619	16:18:29.496
18 -	17.355	20.500	132.1	18.930	34.9	56.785	80.32	6.483	16:19:26.281
19 -	OUTLAP	20.938	130.5	13.954	132.8	3:20.123	22.79	2:29.821	16:22:46.404
20 -	17.053	20.180	134.2	13.887	133.4	51.120	89.22	0.818	16:23:37.524
21 -	17.311	20.882	130.8	13.990	133.4	52.183	87.40	1.881	16:24:29.707
22 -	17.364	20.194	137.2	14.306	132.1	51.864	87.94	1.562	16:25:21.571
23 -	17.307	20.324	134.2	14.243	130.3	51.874	87.92	1.572	16:26:13.445

MCRCB BULLETIN TK061

2022 Bennetts British Superbike Championship - Round 4

2022 Pirelli National Superstock Championship with MotoNovo

FREE PRACTICE 2 - SECTOR ANALYSIS



SECTOR 1 = FL to I1, SECTOR 2 = I1 to I2, SECTOR 3 = I2 to FL, DIFF = Difference To Personal Best Lap, P = Crossed Finish Line in Pit Lane, D = Time Disallowed

P22 99 Ben LUXTON		BMW - Team XG Racing								
IDEAL LAP TIME : 50.477		BEST LAP TIME : 50.551		DIFFERENCE : 0.074						
LAP	SECTOR 1	SECTOR 2	SECTOR 3	LAP TIME	MPH	DIFF	TIME OF DAY			
1 -	OUTLAP	22.008	133.6	14.650	134.7					15:51:22.088
2 -	17.760	21.703	135.5	14.261	134.7	53.724	84.89	3.173		15:52:15.812
3 -	17.816	22.053	135.5	14.138	136.1	54.007	84.45	3.456		15:53:09.819
4 -	17.342	20.697	136.1	14.105	138.0	52.144	87.47	1.593		15:54:01.963
5 -	17.252	20.704	137.5	14.067	135.0	52.023	87.67	1.472		15:54:53.986
6 -	19.145	23.686	136.3	14.109	136.1	56.940	80.10	6.389		15:55:50.926
7 -	17.373	21.156	136.9	14.509	135.5	53.038	85.99	2.487		15:56:43.964
8 -	17.256	20.349	137.2	13.909	137.5	51.514	88.54	0.963		15:57:35.478
9 -	21.130	20.917	138.3	13.937	135.8	55.984	81.47	5.433		15:58:31.462
10 -	17.162	20.599	137.5	14.043	135.8	51.804	88.04	1.253		15:59:23.266
11 -	17.015	20.534	136.1	20.819	31.7	58.368	78.14	7.817		16:00:21.634
12 -	OUTLAP	23.470	135.8	14.103	135.8	2:31.680	30.07	1:41.129		16:02:53.314
13 -	17.189	20.404	135.8	13.881	136.3	51.474	88.61	0.923		16:03:44.788
14 -	17.131	20.508	137.2	13.978	136.9	51.617	88.36	1.066		16:04:36.405
15 -	17.155	20.319	136.1	13.790	136.6	51.264	88.97	0.713		16:05:27.669
16 -	18.309	25.705	130.8	14.439	135.2	58.453	78.03	7.902		16:06:26.122
17 -	OUTLAP	21.258	133.6	14.049	135.8	7:54.568	9.61	7:04.017		16:14:20.690
18 -	17.974	21.449	133.9	14.031	136.6	53.454	85.32	2.903		16:15:14.144
19 -	17.099	20.432	133.9	13.943	135.5	51.474	88.61	0.923		16:16:05.618
20 -	16.976	20.245	135.2	13.756	138.0	50.977	89.47	0.426		16:16:56.595
21 -	16.986	20.848	119.1	14.123	138.3	54.957 D	87.78	1.406		16:17:48.552
22 -	16.927	20.081	136.1	13.888	136.6	50.896 (3)	89.61	0.345		16:18:39.448
23 -	18.533	26.368	100.0	17.109	133.9	1:02.010	73.55	11.459		16:19:41.458
24 -	17.603	20.969	135.2	13.907	138.0	52.479 D	86.91	1.928		16:20:33.937
25 -	16.864	22.954	98.2	14.762	138.0	54.580	83.56	4.029		16:21:28.517
26 -	16.775	20.364	135.5	14.058	136.9	51.197	89.08	0.646		16:22:19.714
27 -	16.813	20.053	136.3	13.685	138.0	50.551 (1)	90.22			16:23:10.265
28 -	18.128	21.092	134.2	14.237	135.8	53.457 D	85.32	2.906		16:24:03.722
29 -	16.739	20.176	135.8	13.822	135.2	50.737 (2)	89.89	0.186		16:24:54.459
30 -	24.900	22.579	126.8	14.483	134.2	1:01.962	73.61	11.411		16:25:56.421

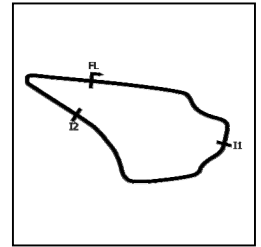
P23 2 TJ TOMS		Kawasaki - Platform Hire Racing								
IDEAL LAP TIME : 50.402		BEST LAP TIME : 50.579		DIFFERENCE : 0.177						
LAP	SECTOR 1	SECTOR 2	SECTOR 3	LAP TIME	MPH	DIFF	TIME OF DAY			
1 -	OUTLAP	22.705	130.8	15.367	131.5					15:51:36.164
2 -	17.710	21.823	118.3	19.207	38.5	58.740	77.64	8.161		15:52:34.904
3 -	OUTLAP	21.377	127.3	14.851	130.0	6:06.264	12.45	5:15.685		15:58:41.168
4 -	17.485	20.951	126.6	14.458	132.3	52.894	86.23	2.315		15:59:34.062
5 -	17.077	20.849	130.0	14.478	132.6	52.404	87.03	1.825		16:00:26.466
6 -	16.999	20.413	128.3	14.169	134.2	51.581	88.42	1.002		16:01:18.047
7 -	16.882	20.388	127.8	17.788	38.3	55.058	82.84	4.479		16:02:13.105
8 -	OUTLAP	21.027	132.8	14.295	133.1	2:12.790	34.34	1:22.211		16:04:25.895
9 -	17.060	20.534	132.1	14.046	132.8	51.640	88.32	1.061		16:05:17.535
10 -	17.056	20.421	131.0	14.183	133.1	51.660	88.29	1.081		16:06:09.195
11 -	16.948	20.438	130.8	13.983	134.2	51.369	88.79	0.790		16:07:00.564
12 -	OUTLAP	20.932	130.8	14.247	135.2	7:20.760	10.34	6:30.181		16:14:21.324
13 -	17.049	20.295	131.0	14.014	133.1	51.358	88.81	0.779		16:15:12.682
14 -	16.906	20.284	132.8	13.930	133.4	51.120	89.22	0.541		16:16:03.802
15 -	16.701	20.066	131.5	13.812	135.5	50.579 (1)	90.17			16:16:54.381
16 -	16.773	19.957	130.0	13.938	135.2	50.668	90.01	0.089		16:17:45.049
17 -	16.716	20.198	132.6	13.947	134.4	50.861	89.67	0.282		16:18:35.910
18 -	16.670	20.341	132.6	14.127	134.2	51.138	89.19	0.559		16:19:27.048
19 -	16.809	20.166	129.5	14.127	134.2	51.102	89.25	0.523		16:20:18.150
20 -	16.785	20.187	127.3	13.894	133.9	50.866	89.66	0.287		16:21:09.016
21 -	16.747	20.194	127.0	13.958	135.2	50.899	89.61	0.320		16:21:59.915
22 -	16.633	20.065	128.5	14.115	135.8	50.813	89.76	0.234		16:22:50.728
23 -	16.732	20.205	130.3	14.219	135.8	51.156	89.16	0.577		16:23:41.884
24 -	16.782	20.033	134.4	13.843	136.1	50.658 (3)	90.03	0.079		16:24:32.542
25 -	16.669	19.976	133.6	13.966	135.2	50.611 (2)	90.12	0.032		16:25:23.153
26 -	16.799	20.563	132.6	14.087	134.2	51.449	88.65	0.870		16:26:14.602

MCRCB BULLETIN TK061

2022 Bennetts British Superbike Championship - Round 4

2022 Pirelli National Superstock Championship with MotoNovo

FREE PRACTICE 2 - SECTOR ANALYSIS



SECTOR 1 = FL to I1, SECTOR 2 = I1 to I2, SECTOR 3 = I2 to FL, DIFF = Difference To Personal Best Lap, P = Crossed Finish Line in Pit Lane, D = Time Disallowed

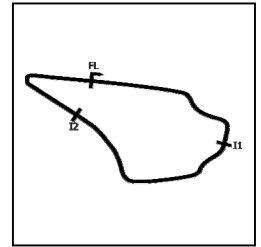
P24 94		Max STAINTON				BMW - PHR Performance		
IDEAL LAP TIME : 50.670		BEST LAP TIME : 50.922		DIFFERENCE : 0.252				
LAP	SECTOR 1	SECTOR 2	SECTOR 3	LAP TIME	MPH	DIFF	TIME OF DAY	
1 -	OUTLAP	23.029	124.0	15.792	136.1		15:51:13.693	
2 -	18.467	22.430	128.0	14.597	137.7	55.494	15:52:09.187	
3 -	25.257	22.792	128.3	14.509	138.0	1:02.558	15:53:11.745	
4 -	17.952	21.011	132.1	14.677	135.5	53.640	15:54:05.385	
5 -	17.704	20.957	131.8	14.308	138.9	52.969	15:54:58.354	
6 -	17.354	20.262	133.1	14.338	136.1	51.954	15:55:50.308	
7 -	17.653	20.873	131.3	15.439	133.4	53.965	15:56:44.273	
8 -	17.441	20.117	133.9	13.953	138.0	51.511	15:57:35.784	
9 -	17.632	22.343	110.5	14.599	137.2	54.574	15:58:30.358	
10 -	17.227	20.812	126.3	15.870	133.9	53.909	15:59:24.267	
11 -	18.142	21.454	126.6	14.326	134.4	53.922	16:00:18.189	
12 -	17.355	20.846	120.0	14.144	136.9	52.345	16:01:10.534	
13 -	17.321	20.500	122.0	14.585	136.6	52.406	16:02:02.940	
14 -	17.437	20.335	131.3	14.300	136.1	52.072	16:02:55.012	
15 -	16.934	20.434	129.3	14.292	135.5	51.660	16:03:46.672	
16 -	17.165	20.124	133.6	13.633	137.7	50.922 (1)	16:04:37.594	
17 -	17.225	20.103	127.8	14.454	130.0	51.782	16:05:29.376	
18 -	18.688	22.145	128.5	14.648	135.2	55.481	16:06:24.857	
19 -	OUTLAP	21.512	125.9	14.786	135.2	8:03.601	16:14:28.458	
20 -	17.742	20.734	128.5	14.139	136.6	52.615	16:15:21.073	
21 -	17.198	44.350	99.7	16.267	138.3	1:17.815	16:16:38.888	
22 -	17.883	20.853	128.8	13.992	136.6	52.728	16:17:31.616	
23 -	16.955	20.247	129.8	13.928	137.7	51.130 (3)	16:18:22.746	
24 -	17.066	20.713	115.7	14.304	137.5	52.083	16:19:14.829	
25 -	17.770	21.159	122.9	14.324	138.0	53.253	16:20:08.082	
26 -	17.552	20.196	130.5	13.890	137.5	51.638	16:20:59.720	
27 -	17.195	20.283	129.3	13.838	138.3	51.316	16:21:51.036	
28 -	17.029	20.321	124.9	13.880	137.5	51.230	16:22:42.266	
29 -	17.101	20.329	124.7	14.314	137.7	51.744	16:23:34.010	
30 -	17.334	21.446	117.1	14.555	137.5	53.335	16:24:27.345	
31 -	17.093	20.308	126.6	14.773	138.0	52.174	16:25:19.519	
32 -	16.970	20.176	125.9	13.885	138.3	51.031 (2)	16:26:10.550	

MCRCB BULLETIN TK061

2022 Bennetts British Superbike Championship - Round 4

2022 Pirelli National Superstock Championship with MotoNovo

FREE PRACTICE 2 - SECTOR ANALYSIS



SECTOR 1 = FL to I1, SECTOR 2 = I1 to I2, SECTOR 3 = I2 to FL, DIFF = Difference To Personal Best Lap, P = Crossed Finish Line in Pit Lane, D = Time Disallowed

P25 25		Jorel BOERBOOM				Kawasaki - G&S Bict Groep Racing			
IDEAL LAP TIME : 51.397		BEST LAP TIME : 51.699		DIFFERENCE : 0.302					
LAP	SECTOR 1	SECTOR 2		SECTOR 3		LAP TIME	MPH	DIFF	TIME OF DAY
1 -	OUTLAP	21.986	130.5	14.976	130.5				15:50:59.831
2 -	18.176	21.056	132.1	14.643	129.8	53.875	84.66	2.176	15:51:53.706
3 -	17.744	21.109	129.3	14.556	132.3	53.409	85.39	1.710	15:52:47.115
4 -	17.598	20.894	134.2	14.318	131.5	52.810	86.36	1.111	15:53:39.925
5 -	17.517	20.999	131.0	14.261	132.6	52.777	86.42	1.078	15:54:32.702
6 -	17.930	20.778	133.9	14.235	131.5	52.943	86.15	1.244	15:55:25.645
7 -	17.582	20.674	134.7	14.263	131.8	52.519	86.84	0.820	15:56:18.164
8 -	17.409	20.664	133.9	14.118	132.1	52.191	87.39	0.492	15:57:10.355
9 -	17.264	20.305	137.7	14.144	133.9	51.713 (2)	88.20	0.014	15:58:02.068
10 -	17.147	20.512	133.6	14.352	133.9	52.011	87.69	0.312	15:58:54.079
11 -	17.118	20.496	135.2	14.100	133.1	51.714 (3)	88.19	0.015	15:59:45.793
12 -	17.697	20.912	132.3	20.128	26.5	58.737	77.65	7.038	16:00:44.530
13 -	OUTLAP	21.690	131.0	14.543	131.3	3:08.527	24.19	2:16.828	16:03:53.057
14 -	17.924	21.016	132.8	14.422	128.8	53.362	85.47	1.663	16:04:46.419
15 -	17.614	20.879	133.4	14.260	130.0	52.753	86.46	1.054	16:05:39.172
16 -	17.498	20.820	134.4	14.123	132.1	52.441	86.97	0.742	16:06:31.613
17 -	OUTLAP	21.927	132.6	14.620	131.3	8:46.883	8.65	7:55.184	16:15:18.496
18 -	17.891	20.876	134.4	14.237	134.2	53.004	86.05	1.305	16:16:11.500
19 -	17.375	20.606	132.8	14.188	133.4	52.169	87.42	0.470	16:17:03.669
20 -	17.247	20.482	130.8	14.007	133.9	51.736	88.16	0.037	16:17:55.405
21 -	17.268	20.457	132.8	13.974	133.6	51.699 (1)	88.22		16:18:47.104
22 -	17.434	20.589	131.5	14.030	131.0	52.053	87.62	0.354	16:19:39.157
23 -	17.413	20.532	134.4	14.118	132.1	52.063	87.60	0.364	16:20:31.220
24 -	17.497	20.525	136.6	14.155	135.0	52.177	87.41	0.478	16:21:23.397
25 -	17.287	21.615	132.1	18.784	36.3	57.686	79.06	5.987	16:22:21.083
26 -	OUTLAP	21.065	135.5	14.242	134.2	1:44.173	43.78	52.474	16:24:05.256
27 -	17.157	20.546	137.2	14.196	130.5	51.899	87.88	0.200	16:24:57.155
28 -	19.808	22.405	134.7	14.512	132.6	56.725	80.40	5.026	16:25:53.880

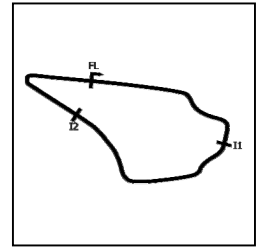
P26 42		Sam HOLME				Kawasaki - HIA Racing			
IDEAL LAP TIME : 52.266		BEST LAP TIME : 52.266		DIFFERENCE : 0.000					
LAP	SECTOR 1	SECTOR 2		SECTOR 3		LAP TIME	MPH	DIFF	TIME OF DAY
1 -	OUTLAP	21.594	129.8	15.023	125.4				15:52:07.534
2 -	17.503	21.054	127.8	14.903	127.3	53.460 (3)	85.31	1.194	15:53:00.994
3 -	17.310	20.623	128.8	14.873	119.1	52.806 (2)	86.37	0.540	15:53:53.800
4 -	17.271	20.465	130.0	14.530	119.4	52.266 (1)	87.26		15:54:46.066
5 -	21.319	20.929	125.2	17.640	58.5	59.888	76.16	7.622	15:55:45.954

MCRCB BULLETIN TK061

2022 Bennetts British Superbike Championship - Round 4

2022 Pirelli National Superstock Championship with MotoNovo

FREE PRACTICE 2 - SECTOR ANALYSIS



SECTOR 1 = FL to I1, SECTOR 2 = I1 to I2, SECTOR 3 = I2 to FL, DIFF = Difference To Personal Best Lap, P = Crossed Finish Line in Pit Lane, D = Time Disallowed

P27 16		James BUCHANAN				Kawasaki - Blue Motion Racing			
IDEAL LAP TIME : 53.791		BEST LAP TIME : 54.274		DIFFERENCE : 0.483					
LAP	SECTOR 1	SECTOR 2		SECTOR 3		LAP TIME	MPH	DIFF	TIME OF DAY
1 -	OUTLAP	23.209	122.4	15.705	124.9				15:51:36.079
2 -	18.767	1:02.323	123.8	15.606	126.6	1:36.696	47.16	42.422	15:53:12.775
3 -	18.416	22.590	126.3	15.009	128.8	56.015	81.42	1.741	15:54:08.790
4 -	18.219	22.290	128.3	15.571	130.8	56.080	81.33	1.806	15:55:04.870
5 -	18.255	22.372	125.9	15.124	130.8	55.751	81.81	1.477	15:56:00.621
6 -	18.077	21.843	127.0	15.050	128.8	54.970	82.97	0.696	15:56:55.591
7 -	18.498	21.699	127.0	14.809	131.0	55.006	82.92	0.732	15:57:50.597
8 -	18.012	21.430	124.5	14.974	130.8	54.416 (2)	83.81	0.142	15:58:45.013
9 -	17.878	21.570	126.3	15.182	129.0	54.630	83.49	0.356	15:59:39.643
10 -	17.741	21.626	126.6	14.907	126.6	54.274 (1)	84.03		16:00:33.917
11 -	18.059	22.785	121.3	23.028	28.3	1:03.872	71.41	9.598	16:01:37.789
12 -	OUTLAP	22.702	123.3	15.130	124.0	14:10.950	5.36	13:16.676	16:15:48.739
13 -	18.351	21.674	126.3	14.811	132.1	54.836	83.17	0.562	16:16:43.575
14 -	18.310	21.591	124.2	14.897	130.8	54.798	83.23	0.524	16:17:38.373
15 -	18.374	21.385	127.8	14.742	128.5	54.501 (3)	83.68	0.227	16:18:32.874
16 -	18.261	21.597	126.8	14.665	130.5	54.523	83.65	0.249	16:19:27.397
17 -	18.246	21.743	123.8	15.111	129.3	55.100	82.77	0.826	16:20:22.497
18 -	18.445	21.679	127.0	15.091	130.3	55.215	82.60	0.941	16:21:17.712
19 -	18.450	21.839	124.2	15.149	130.0	55.438	82.27	1.164	16:22:13.150
20 -	18.074	21.949	124.7	15.350	125.2	55.373	82.37	1.099	16:23:08.523
21 -	18.621	21.988	122.4	21.937	33.6	1:02.546	72.92	8.272	16:24:11.069

P28 55		Ash BEECH				Suzuki - Jones Dorling Racing			
IDEAL LAP TIME : 53.001		BEST LAP TIME :		DIFFERENCE :					
LAP	SECTOR 1	SECTOR 2		SECTOR 3		LAP TIME	MPH	DIFF	TIME OF DAY
1 -	OUTLAP	21.173	132.6	14.414	135.0				15:51:02.634

MCRCB BULLETIN TK062**2022 Bennetts British Superbike Championship - Round 4****2022 Pirelli National Superstock Championship with MotoNovo****FREE PRACTICE 2 - BEST SECTORS**

SECTOR 1			SECTOR 2			SECTOR 3			IDEAL / BEST COMPARISON						
POS	NO	NAME	TIME	NO	NAME	TIME	NO	NAME	TIME	POS	NO	NAME	IDEAL	BEST	DIFF
													PERFECT LAP	48.626	
1	40	FRANCIS	16.098	21	WARD	19.217	5	KERR	13.311	1	40	FRANCIS	48.725	48.842	0.117
2	77	HARRAN	16.130	5	KERR	19.269	21	WARD	13.333	2	21	WARD	48.767	48.977	0.210
3	5	KERR	16.189	40	FRANCIS	19.272	40	FRANCIS	13.355	3	5	KERR	48.769	48.769	0.000
4	21	WARD	16.217	8	ROLLO	19.340	74	TODD	13.371	4	77	HARRAN	49.002	49.215	0.213
5	75	OLSEN	16.234	74	TODD	19.354	11	ALLINGHAM	13.481	5	86	NESBITT	49.090	49.220	0.130
6	86	NESBITT	16.240	86	NESBITT	19.355	86	NESBITT	13.495	6	74	TODD	49.128	49.511	0.383
7	51	ELLIOTT	16.354	77	HARRAN	19.360	77	HARRAN	13.512	7	75	OLSEN	49.274	49.412	0.138
8	7	VERWEY	16.379	51	ELLIOTT	19.378	7	VERWEY	13.516	8	8	ROLLO	49.292	49.400	0.108
9	59	TRUELOVE	16.390	3	McCONNELL	19.400	8	ROLLO	13.534	9	51	ELLIOTT	49.321	49.321	0.000
10	74	TODD	16.403	18	WINFIELD	19.403	71	PAULO	13.579	10	7	VERWEY	49.440	49.514	0.074
11	44	NIXON	16.409	75	OLSEN	19.414	18	WINFIELD	13.582	11	11	ALLINGHAM	49.445	49.690	0.245
12	3	McCONNELL	16.410	9	GRIGOR	19.462	51	ELLIOTT	13.589	12	3	McCONNELL	49.473	49.473	0.000
13	8	ROLLO	16.418	44	NIXON	19.467	57	DAY	13.596	13	44	NIXON	49.510	49.701	0.191
14	11	ALLINGHAM	16.433	59	TRUELOVE	19.499	75	OLSEN	13.626	14	18	WINFIELD	49.511	49.761	0.250
15	19	TALBOT	16.511	11	ALLINGHAM	19.531	94	STANTON	13.633	15	59	TRUELOVE	49.643	49.723	0.080
16	18	WINFIELD	16.526	7	VERWEY	19.545	44	NIXON	13.634	16	9	GRIGOR	49.744	49.948	0.204
17	10	SHELDON-SHAW	16.551	71	PAULO	19.615	30	McNEALY	13.661	17	19	TALBOT	49.852	50.055	0.203
18	9	GRIGOR	16.595	10	SHELDON-SHAW	19.621	3	McCONNELL	13.663	18	10	SHELDON-SHAW	49.891	49.948	0.057
19	57	DAY	16.603	19	TALBOT	19.632	99	LUXTON	13.685	19	57	DAY	49.920	49.946	0.026
20	2	TOMS	16.633	57	DAY	19.721	9	GRIGOR	13.687	20	71	PAULO	49.921	50.089	0.168
21	71	PAULO	16.727	30	McNEALY	19.789	19	TALBOT	13.709	21	30	McNEALY	50.265	50.302	0.037
22	99	LUXTON	16.739	2	TOMS	19.957	10	SHELDON-SHAW	13.719	22	2	TOMS	50.402	50.579	0.177
23	30	McNEALY	16.815	99	LUXTON	20.053	59	TRUELOVE	13.754	23	99	LUXTON	50.477	50.551	0.074
24	94	STANTON	16.934	94	STANTON	20.103	2	TOMS	13.812	24	94	STANTON	50.670	50.922	0.252
25	25	BOERBOOM	17.118	25	BOERBOOM	20.305	25	BOERBOOM	13.974	25	25	BOERBOOM	51.397	51.699	0.302
26	42	HOLME	17.271	42	HOLME	20.465	55	BEECH	14.414	26	42	HOLME	52.266	52.266	0.000
27	55	BEECH	17.414	55	BEECH	21.173	42	HOLME	14.530	27	55	BEECH	53.001		
28	16	BUCHANAN	17.741	16	BUCHANAN	21.385	16	BUCHANAN	14.665	28	16	BUCHANAN	53.791	54.274	0.483

MCRCB BULLETIN TK063**2022 Bennetts British Superbike Championship - Round 4****2022 Pirelli National Superstock Championship with MotoNovo****FREE PRACTICE 2 - BEST SPEEDS**

POS	INTERMEDIATE 1			INTERMEDIATE 2			FINISH LINE		
	NO	NAME	MPH	NO	NAME	MPH	NO	NAME	MPH
1				74	TODD	142.4	75	OLSEN	141.5
2				8	ROLLO	140.9	5	KERR	141.2
3				77	HARRAN	140.3	21	WARD	140.1
4				40	FRANCIS	140.1	51	ELLIOTT	140.1
5				59	TRUELOVE	140.1	74	TODD	140.1
6				75	OLSEN	139.8	7	VERWEY	140.1
7				44	NIXON	139.8	40	FRANCIS	139.8
8				3	McCONNELL	139.5	77	HARRAN	139.5
9				11	ALLINGHAM	139.5	57	DAY	139.5
10				51	ELLIOTT	139.2	3	McCONNELL	138.9
11				21	WARD	138.9	11	ALLINGHAM	138.9
12				57	DAY	138.9	94	STANTON	138.9
13				86	NESBITT	138.6	86	NESBITT	138.3
14				18	WINFIELD	138.6	99	LUXTON	138.3
15				7	VERWEY	138.3	59	TRUELOVE	138.0
16				19	TALBOT	138.3	9	GRIGOR	138.0
17				99	LUXTON	138.3	71	PAULO	137.7
18				5	KERR	138.0	8	ROLLO	137.5
19				71	PAULO	137.7	44	NIXON	137.5
20				25	BOERBOOM	137.7	19	TALBOT	137.2
21				30	McNEALY	137.2	10	SHELDON-SHAW	136.9
22				9	GRIGOR	136.9	18	WINFIELD	136.1
23				10	SHELDON-SHAW	136.6	2	TOMS	136.1
24				2	TOMS	134.4	30	McNEALY	135.5
25				94	STANTON	133.9	25	BOERBOOM	135.0
26				55	BEECH	132.6	55	BEECH	135.0
27				42	HOLME	130.0	16	BUCHANAN	132.1
28				16	BUCHANAN	128.3	42	HOLME	127.3

MCRCB BULLETIN TK064

2022 Bennetts British Superbike Championship - Round 4

2022 Pirelli National Superstock Championship with MotoNovo

FREE PRACTICE 2 - STATISTICS

Competitors Started 28
Planned Start 2022-06-17 @ 15:50:00.000
Actual Start 2022-06-17 @ 15:50:00.174
Finish Time 2022-06-17 @ 16:25:40.583
Track Length 1.2669mi.
Total Laps 655
Total Distance Covered 829.8691mi.

Session Fastest Lap History

NO	NAME	LAP TIME	TIME OF DAY	LAP	VEHICLE
21	Tom WARD	50.588	15:51:46.586	2	Aprilia
40	Joe FRANCIS	50.485	15:51:52.833	2	Kawasaki
21	Tom WARD	49.738	15:52:36.324	3	Aprilia
40	Joe FRANCIS	49.445	15:52:42.278	3	Kawasaki
40	Joe FRANCIS	49.273	15:53:31.551	4	Kawasaki
40	Joe FRANCIS	49.271	15:57:38.652	9	Kawasaki
5	Richard KERR	49.213	15:58:18.005	9	Honda
5	Richard KERR	49.054	16:14:45.154	16	Honda
40	Joe FRANCIS	48.943	16:16:44.995	14	Kawasaki
40	Joe FRANCIS	48.842	16:18:23.992	16	Kawasaki
5	Richard KERR	48.769	16:18:51.200	21	Honda

Flag History

TYPE	TIME OF DAY
GREEN	15:50:00.174
RED	16:07:20.052
GREEN	16:13:00.461
FINISH	16:25:40.583

Flag Statistics

TYPE	COUNT	TOTAL LAPS	TOTAL TIME
Green	2	32	31:05.796
Red	1	0	5:40.409
Safety Car	0	0	0.000
FCY	0	0	0.000

MCRCB BULLETIN TK065

2022 Bennetts British Superbike Championship - Round 4

2022 Pirelli National Superstock Championship with MotoNovo

FREE PRACTICE 2 - SESSION NOTES

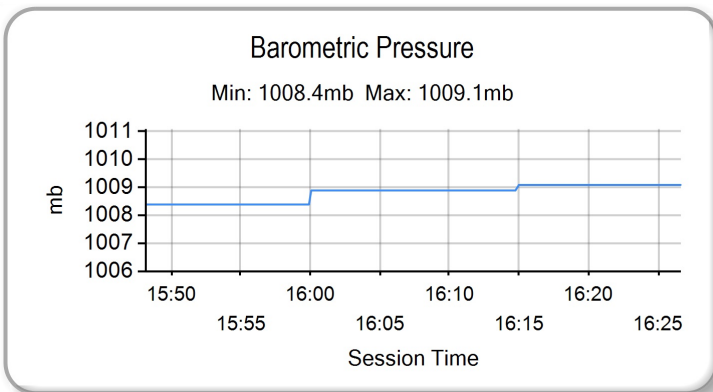
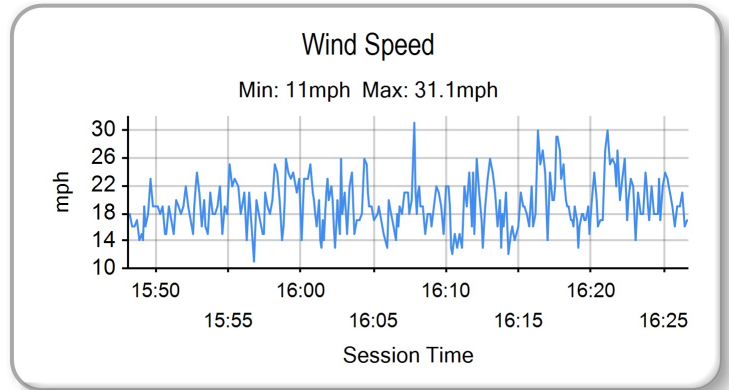
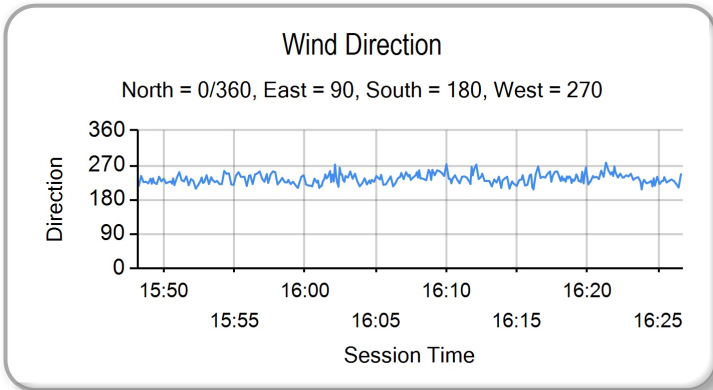
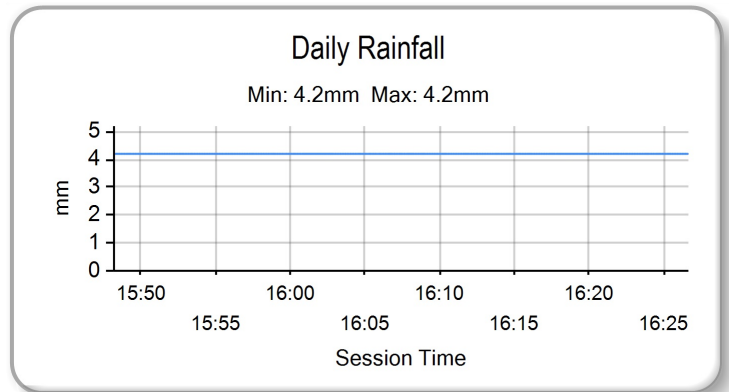
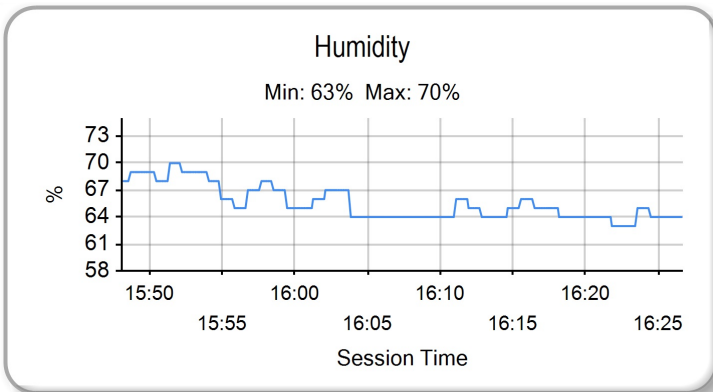
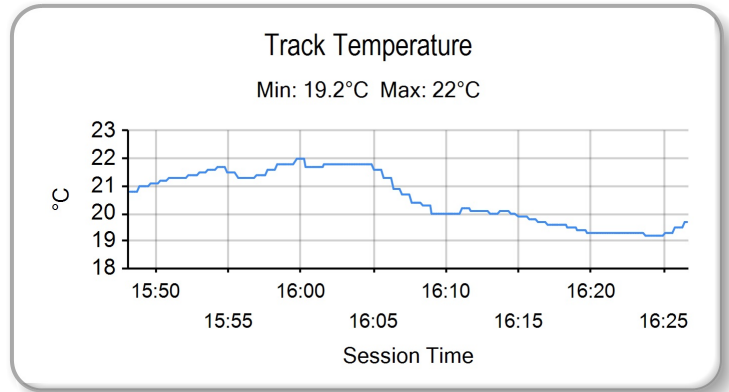
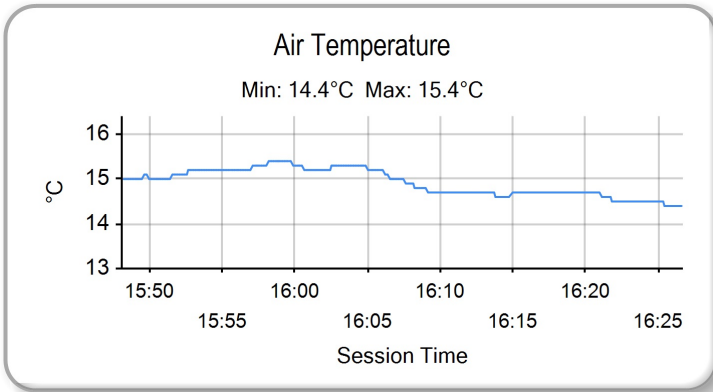
TIME	MESSAGE
15:52:04	NO. 55 FALLER AT TURN 6 - RIDER OK
15:54:56	NO. 9 - EXCEEDED TRACK LIMITS - TURN 9 - LAPTIME CANCELLED
15:55:14	NO. 3 FALLER AT TURN 3 - RIDER OK
15:58:00	NO. 40 - EXCEEDED TRACK LIMITS - PIT EXIT - LAPTIME CANCELLED
16:05:34	TEST
16:06:16	NO. 5 - EXCEEDED TRACK LIMITS - PIT EXIT - LAPTIME CANCELLED
16:06:29	NO. 21 - EXCEEDED TRACK LIMITS - PIT EXIT - LAPTIME CANCELLED
16:06:30	
16:06:57	NO. 94 - EXCEEDED TRACK LIMITS - PIT EXIT - LAPTIME CANCELLED
16:09:33	NO. 42 FALLER AT TURN 7 - RIDER TO MEDICAL CENTRE
16:10:23	SESSION WILL RESTART AT 16:13
16:14:17	NO. 77 - EXCEEDED TRACK LIMITS - PIT EXIT - LAPTIME CANCELLED
16:14:54	NO. 5 - EXCEEDED TRACK LIMITS - PIT EXIT - LAPTIME CANCELLED
16:15:49	NO. 21 - EXCEEDED TRACK LIMITS - PIT EXIT - LAPTIME CANCELLED
16:16:00	NO. 77 - EXCEEDED TRACK LIMITS - PIT EXIT - LAPTIME CANCELLED
16:16:02	
16:16:11	NO. 21 - EXCEEDED TRACK LIMITS - TURN 9 - LAPTIME CANCELLED
16:17:39	NO. 19 - EXCEEDED TRACK LIMITS - TURN 9 - LAPTIME CANCELLED
16:18:01	NO. 71, 99 - EXCEEDED TRACK LIMITS - TURN 9 - LAPTIME CANCELLED
16:18:09	NO. 71, 99, 21 - EXCEEDED TRACK LIMITS - TURN 9 - LAPTIME CANCELLED
16:18:23	NO. 77 - EXCEEDED TRACK LIMITS - PIT EXIT - LAPTIME CANCELLED
16:19:43	NO. 71 - EXCEEDED TRACK LIMITS - TURN 9 - LAPTIME CANCELLED
16:20:49	NO. 99 - EXCEEDED TRACK LIMITS - TURN 9 - LAPTIME CANCELLED
16:21:05	NO. 19 - EXCEEDED TRACK LIMITS - TURN 9 - LAPTIME CANCELLED
16:23:08	NO. 57 - EXCEEDED TRACK LIMITS - TURN 9 - LAPTIME CANCELLED
16:23:26	NO. 5 - EXCEEDED TRACK LIMITS - TURN 9 - LAPTIME CANCELLED
16:24:09	NO. 99 - EXCEEDED TRACK LIMITS - TURN 9 - LAPTIME CANCELLED
16:26:05	NO. 40 - EXCEEDED TRACK LIMITS - TURN 9 - LAPTIME CANCELLED

MCRCB BULLETIN TK066

2022 Bennetts British Superbike Championship - Round 4

2022 Pirelli National Superstock Championship with MotoNovo

FREE PRACTICE 2 - WEATHER CONDITIONS





POS	NO	NAME	NAT	ENTRY	FIRST		SECOND		GAP	DIFF
					TIME	LAPS	TIME	LAPS		
1	5	Richard KERR	IRL	Honda - AMD Motorsport		0	48.769	28		
2	40	Joe FRANCIS	GBR	Kawasaki - Stauff Fluid Power Kawasaki	53.919	17	48.842	24	0.073	0.073
3	21	Tom WARD	GBR	Aprilia - IN Competition / Aprilia	55.691	23	48.977	32	0.208	0.135
4	77	Brent HARRAN	RSA	Honda - Optimum Bikes Racing	56.342	18	49.215	26	0.446	0.238
5	86	Charlie NESBITT	GBR	Suzuki - VisionTrack Suzuki	54.377	28	49.220	29	0.451	0.005
6	51	Brayden ELLIOTT	AUS	Honda - CFS Filtration No Bull Racing		0	49.321	26	0.552	0.101
7	8	Lewis ROLLO	GBR	Honda - Milenco by Padgetts Motorcycles	54.264	20	49.400	25	0.631	0.079
8	75	Alex OLSEN	GBR	BMW - FHO Racing with Kobelco		0	49.412	24	0.643	0.012
9	3	Billy McCONNELL	AUS	Honda - C&L Fairburn Properties / Jackson Racing		0	49.473	4	0.704	0.061
10	74	Davey TODD	GBR	Honda - Milenco by Padgetts Motorcycles	55.123	24	49.511	27	0.742	0.038
11	7	Kade VERWEY	GBR	BMW - Team XG Racing		0	49.514	25	0.745	0.003
12	11	David ALLINGHAM	GBR	Honda - TAG Racing Honda		0	49.690	22	0.921	0.176
13	44	Jack NIXON	GBR	BMW - FHO Racing with Kobelco	56.490	21	49.701	26	0.932	0.011
14	59	Matt TRUELOVE	GBR	Aprilia - IN Competition / Aprilia	1:01.479	6	49.723	27	0.954	0.022
15	18	Shaun WINFIELD	GBR	Honda - TAG Racing Honda		0	49.761	22	0.992	0.038
16	57	Levi DAY	AUS	Suzuki - Powerslide Motorcycles Racing	55.733	23	49.946	30	1.177	0.185
17	10	Joe SHELDON-SHAW	GBR	Suzuki - Forward Vision Racing	56.149	15	49.948	21	1.179	0.002
18	9	Callum GRIGOR	GBR	Kawasaki - Grigor Racing	56.226	17	49.948	21	1.179	0.000
19	19	Joe TALBOT	GBR	Kawasaki - Cheshire Mouldings Kawasaki by JR Perfor	56.280	27	50.055	25	1.286	0.107
20	71	Matthew PAULO	GBR	BMW - Matthew Paulo Racing Team		0	50.089	25	1.320	0.034
21	30	Rob McNEALY	GBR	BMW - McNealy Brown		0	50.302	23	1.533	0.213
22	99	Ben LUXTON	GBR	BMW - Team XG Racing		0	50.551	30	1.782	0.249
23	2	TJ TOMS	GBR	Kawasaki - Platform Hire Racing	56.887	26	50.579	26	1.810	0.028
24	94	Max STANTON	GBR	BMW - PHR Performance	1:01.905	14	50.922	32	2.153	0.343
25	25	Jorel BOERBOOM	NLD	Kawasaki - G&S Bict Groep Racing	58.632	29	51.699	28	2.930	0.777
26	42	Sam HOLME	GBR	Kawasaki - HIA Racing	58.384	21	52.266	5	3.497	0.567

QUALIFYING LAPTIME (110.0% of 48.769) = 53.645

27	16	James BUCHANAN	GBR	Kawasaki - Blue Motion Racing	1:04.486	20	54.274	21	5.505	2.008
28	55	Ash BEECH	GBR	Suzuki - Jones Dorling Racing	54.707	29		1	5.938	0.433
29	20	Tom OLIVER	GBR	Suzuki - Buildbase Suzuki	55.718	18		0	6.949	1.011

Weather / Track : Cloudy / Dry

Knockhill: 1.2669 miles

These results are provisional until the conclusion of any judicial and technical matters.

Race Director :	Stewards :	Timekeeper :
-----------------	------------	--------------

Results can be found at www.britishsuperbike.com

Printed - 16:29 Friday, 17 June 2022

QUALIFYING - CLASSIFICATION



POS	NO	NAME	NAT	ENTRY	TIME	ON	LAPS	GAP	DIFF	MPH
1	3	Billy McCONNELL	AUS	Honda - C&L Fairburn Properties / Jackson Racing	48.667	21	25			93.72
2	5	Richard KERR	IRL	Honda - AMD Motorsport	48.698	12	29	0.031	0.031	93.66
3	40	Joe FRANCIS	GBR	Kawasaki - Stauff Fluid Power Kawasaki	48.732	11	23	0.065	0.034	93.59
4	51	Brayden ELLIOTT	AUS	Honda - CFS Filtration No Bull Racing	48.758	16	21	0.091	0.026	93.54
5	75	Alex OLSEN	GBR	BMW - FHO Racing with Kobelco	48.771	13	25	0.104	0.013	93.52
6	8	Lewis ROLLO	GBR	Honda - Milenco by Padgetts Motorcycles	48.845	17	23	0.178	0.074	93.37
7	21	Tom WARD	GBR	Aprilia - IN Competition / Aprilia	48.878	15	30	0.211	0.033	93.31
8	7	Kade VERWEY	GBR	BMW - Team XG Racing	48.902	15	20	0.235	0.024	93.27
9	74	Davey TODD	GBR	Honda - Milenco by Padgetts Motorcycles	48.904	21	25	0.237	0.002	93.26
10	86	Charlie NESBITT	GBR	Suzuki - VisionTrack Suzuki	49.077	13	15	0.410	0.173	92.93
11	77	Brent HARRAN	RSA	Honda - Optimum Bikes Racing	49.126	21	27	0.459	0.049	92.84
12	71	Matthew PAULO	GBR	BMW - Matthew Paulo Racing Team	49.182	12	25	0.515	0.056	92.73
13	11	David ALLINGHAM	GBR	Honda - TAG Racing Honda	49.201	22	28	0.534	0.019	92.70
14	18	Shaun WINFIELD	GBR	Honda - TAG Racing Honda	49.255	15	22	0.588	0.054	92.60
15	10	Joe SHELDON-SHAW	GBR	Suzuki - Forward Vision Racing	49.395	14	19	0.728	0.140	92.33
16	44	Jack NIXON	GBR	BMW - FHO Racing with Kobelco	49.447	18	25	0.780	0.052	92.24
17	59	Matt TRUELOVE	GBR	Aprilia - IN Competition / Aprilia	49.452	12	21	0.785	0.005	92.23
18	9	Callum GRIGOR	GBR	Kawasaki - Grigor Racing	49.617	7	20	0.950	0.165	91.92
19	57	Levi DAY	AUS	Suzuki - Powerslide Motorcycles Racing	49.634	16	27	0.967	0.017	91.89
20	19	Joe TALBOT	GBR	Kawasaki - Cheshire Mouldings Kawasaki by JR Perfor	49.643	23	28	0.976	0.009	91.87
21	30	Rob McNEALY	GBR	BMW - McNealy Brown	49.672	11	21	1.005	0.029	91.82
22	2	TJ TOMS	GBR	Kawasaki - Platform Hire Racing	49.831	20	24	1.164	0.159	91.53
23	99	Ben LUXTON	GBR	BMW - Team XG Racing	49.913	20	21	1.246	0.082	91.38
24	94	Max STAINTON	GBR	BMW - PHR Performance	50.038	20	28	1.371	0.125	91.15
25	55	Ash BEECH	GBR	Suzuki - Jones Dorling Racing	50.072	26	30	1.405	0.034	91.09
26	25	Jorel BOERBOOM	NLD	Kawasaki - G&S Bict Groep Racing	50.834	19	23	2.167	0.762	89.72
27	16	James BUCHANAN	GBR	Kawasaki - Blue Motion Racing	53.411	13	25	4.744	2.577	85.39

QUALIFYING LAPTIME (110.0% of 48.667) = 53.533

Weather / Track : Cloudy / Dry

Knockhill: 1.2669 miles

These results are provisional until the conclusion of any judicial and technical matters.

Date: 18/06/2022 Start: 11:01 Finish: 11:31

Race Director :	Stewards :	Timekeeper : Richard Evans
-----------------	------------	----------------------------

Results can be found at www.britishsuperbike.com

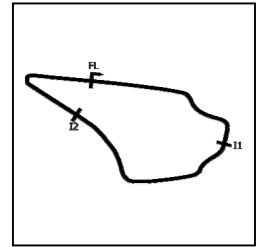
Printed - 11:32 Saturday, 18 June 2022

MCRCB BULLETIN TK109

2022 Bennetts British Superbike Championship - Round 4

2022 Pirelli National Superstock Championship with MotoNovo

QUALIFYING - SECTOR ANALYSIS



SECTOR 1 = FL to I1, SECTOR 2 = I1 to I2, SECTOR 3 = I2 to FL, DIFF = Difference To Personal Best Lap, P = Crossed Finish Line in Pit Lane, D = Time Disallowed

P1		3		Billy McCONNELL		Honda - C&L Fairburn Properties / Jackson Racing			
IDEAL LAP TIME : 48.651		BEST LAP TIME : 48.667		DIFFERENCE : 0.016					
LAP	SECTOR 1	SECTOR 2		SECTOR 3		LAP TIME	MPH	DIFF	TIME OF DAY
1 -	OUTLAP	20.912	132.3	14.300	132.6				11:02:14.741
2 -	16.761	19.839	132.6	14.231	134.7	50.831	89.73	2.164	11:03:05.572
3 -	17.575	19.793	140.1	13.723	137.7	51.091	89.27	2.424	11:03:56.663
4 -	16.365	19.787	134.4	13.553	137.2	49.705	91.76	1.038	11:04:46.368
5 -	16.387	20.046	135.8	13.600	137.7	50.033	91.16	1.366	11:05:36.401
6 -	16.314	19.534	137.5	13.522	137.7	49.370	92.38	0.703	11:06:25.771
7 -	16.945	20.185	135.0	13.502	136.6	50.632	90.08	1.965	11:07:16.403
8 -	16.414	19.881	134.2	13.910	131.0	50.205	90.84	1.538	11:08:06.608
9 -	17.646	22.519	130.5	13.676	137.2	53.841	84.71	5.174	11:09:00.449
10 -	16.214	19.253	137.2	13.439	137.5	48.906	93.26	0.239	11:09:49.355
11 -	16.911	20.621	130.8	13.572	138.3	51.104	89.25	2.437	11:10:40.459
12 -	16.194	19.291	135.2	13.401	137.7	48.886	93.30	0.219	11:11:29.345
13 -	16.800	20.788	123.5	16.532	40.1	54.120	84.27	5.453	11:12:23.465
14 -	OUTLAP	20.671	123.1	13.777	136.3	9:06.796	8.34	8:18.129	11:21:30.261
15 -	16.274	19.858	130.3	13.570	137.5	49.702	91.76	1.035	11:22:19.963
16 -	16.711	19.927	135.8	13.615	134.7	50.253	90.76	1.586	11:23:10.216
17 -	16.205	19.238	137.7	13.394	137.5	48.837 (3)	93.39	0.170	11:23:59.053
18 -	16.169	19.342	137.2	13.723	137.2	49.234	92.64	0.567	11:24:48.287
19 -	19.246	22.368	120.0	13.663	138.0	55.277	82.51	6.610	11:25:43.564
20 -	16.141	20.643	120.4	13.788	136.1	50.572	90.19	1.905	11:26:34.136
21 -	16.105	19.222	137.2	13.340	137.7	48.667 (1)	93.72		11:27:22.803
22 -	16.635	20.018	132.6	18.203	35.8	54.856	83.14	6.189	11:28:17.659
23 -	OUTLAP	19.974	134.7	13.754	134.2	1:38.851	46.14	50.184	11:29:56.510
24 -	16.274	19.387	136.9	13.408	136.1	49.069	92.95	0.402	11:30:45.579
25 -	16.149	19.315	137.2	13.324	138.6	48.788 (2)	93.48	0.121	11:31:34.367

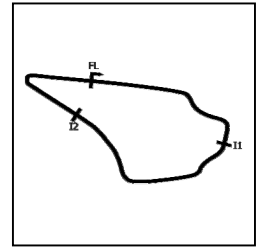
P2		5		Richard KERR		Honda - AMD Motorsport			
IDEAL LAP TIME : 48.574		BEST LAP TIME : 48.698		DIFFERENCE : 0.124					
LAP	SECTOR 1	SECTOR 2		SECTOR 3		LAP TIME	MPH	DIFF	TIME OF DAY
1 -	OUTLAP	20.447	131.8	14.539	136.9				11:01:55.981
2 -	17.065	20.451	133.1	14.216	135.0	51.732	88.16	3.034	11:02:47.713
3 -	16.565	19.599	135.0	13.801	138.3	49.965	91.28	1.267	11:03:37.678
4 -	17.072	23.215	95.5	15.088	136.6	55.375	82.36	6.677	11:04:33.053
5 -	16.458	19.404	136.1	13.605	140.1	49.467	92.20	0.769	11:05:22.520
6 -	17.418	27.654	118.1	14.519	138.3	59.591	76.54	10.893	11:06:22.111
7 -	16.232	19.556	135.8	13.554	139.5	49.342	92.43	0.644	11:07:11.453
8 -	17.000	21.320	121.1	17.537	43.2	55.857	81.65	7.159	11:08:07.310
9 -	OUTLAP	20.038	136.1	13.944	139.8	6:25.865	11.82	5:37.167	11:14:33.175
10 -	16.284	19.339	137.5	13.521	140.3	49.144	92.81	0.446	11:15:22.319
11 -	16.956	19.833	134.7	13.757	139.8	50.546	90.23	1.848	11:16:12.865
12 -	16.102	19.203	137.2	13.393	140.6	48.698 (1)	93.66		11:17:01.563
13 -	18.770	24.666	103.7	15.267	140.3	58.703	77.69	10.005	11:18:00.266
14 -	17.411	21.258	133.9	14.051	137.7	52.720	86.51	4.022	11:18:52.986
15 -	16.264	19.365	137.5	13.329	141.8	48.958	93.16	0.260	11:19:41.944
16 -	16.515	20.412	133.1	14.328	139.2	51.255	88.98	2.557	11:20:33.199
17 -	17.458	24.959	104.0	15.383	139.8	57.800	78.91	9.102	11:21:30.999
18 -	16.295	19.254	137.7	13.586	140.9	49.135	92.82	0.437	11:22:20.134
19 -	17.593	21.008	125.4	14.429	139.5	53.030	86.01	4.332	11:23:13.164
20 -	16.256	19.243	136.9	13.400	140.1	48.899	93.27	0.201	11:24:02.063
21 -	17.559	23.076	92.1	14.736	138.0	55.371	82.37	6.673	11:24:57.434
22 -	16.257	19.143	138.3	13.552	140.1	48.952	93.17	0.254	11:25:46.386
23 -	16.402	21.600	135.8	13.748	139.2	51.750	88.13	3.052	11:26:38.136
24 -	16.700	22.504	111.2	16.095	139.8	55.299	82.48	6.601	11:27:33.435
25 -	16.281	19.289	137.7	13.438	139.2	49.008	93.06	0.310	11:28:22.443
26 -	16.107	19.311	138.0	13.424	138.9	48.842	93.38	0.144	11:29:11.285
27 -	18.327	21.598	124.2	14.285	138.0	54.210	84.13	5.512	11:30:05.495
28 -	16.183	19.234	137.7	13.400	140.1	48.817 (2)	93.43	0.119	11:30:54.312
29 -	16.213	19.262	136.3	13.366	139.5	48.841 (3)	93.38	0.143	11:31:43.153

MCRCB BULLETIN TK109

2022 Bennetts British Superbike Championship - Round 4

2022 Pirelli National Superstock Championship with MotoNovo

QUALIFYING - SECTOR ANALYSIS



SECTOR 1 = FL to I1, SECTOR 2 = I1 to I2, SECTOR 3 = I2 to FL, DIFF = Difference To Personal Best Lap, P = Crossed Finish Line in Pit Lane, D = Time Disallowed

P3 40		Joe FRANCIS				Kawasaki - Stauff Fluid Power Kawasaki			
IDEAL LAP TIME : 48.689		BEST LAP TIME : 48.732		DIFFERENCE : 0.043					
LAP	SECTOR 1	SECTOR 2		SECTOR 3		LAP TIME	MPH	DIFF	TIME OF DAY
1 -	OUTLAP	20.472	132.1	13.733	137.5				11:02:24.822
2 -	16.327	19.520	135.2	13.438	136.1	49.285	92.54	0.553	11:03:14.107
3 -	16.190	19.469	136.9	13.543	138.3	49.202	92.70	0.470	11:04:03.309
4 -	16.848	20.126	136.9	17.883	40.7	54.857	83.14	6.125	11:04:58.166
5 -	OUTLAP	20.133	134.7	13.505	137.2	5:27.024	13.94	4:38.292	11:10:25.190
6 -	16.136	19.250	135.0	13.533	134.4	48.919	93.23	0.187	11:11:14.109
7 -	16.245	19.656	133.9	13.442	137.2	49.343	92.43	0.611	11:12:03.452
8 -	16.156	19.382	133.9	13.406	136.6	48.944	93.19	0.212	11:12:52.396
9 -	16.801	21.314	118.5	18.556	40.8	56.671	80.48	7.939	11:13:49.067
10 -	OUTLAP	19.833	132.6	13.510	135.8	6:57.695	10.91	6:08.963	11:20:46.762
11 -	16.088	19.276	133.1	13.368	135.8	48.732 (1)	93.59		11:21:35.494
12 -	16.446	21.068	122.0	13.748	136.9	51.262	88.97	2.530	11:22:26.756
13 -	17.698	20.003	132.6	13.449	136.3	51.150	89.17	2.418	11:23:17.906
14 -	16.177	19.328	133.9	13.351	136.6	48.856 (2)	93.35	0.124	11:24:06.762
15 -	16.682	19.803	132.8	13.462	136.1	49.947	91.31	1.215	11:24:56.709
16 -	16.164	19.340	133.9	13.394	136.6	48.898 (3)	93.27	0.166	11:25:45.607
17 -	16.616	21.238	133.4	13.439	136.3	51.293	88.92	2.561	11:26:36.900
18 -	16.263	19.669	131.0	14.271	128.3	50.203	90.85	1.471	11:27:27.103
19 -	16.852	22.994	128.3	13.512	135.8	53.358	85.48	4.626	11:28:20.461
20 -	16.193	19.456	131.8	13.442	136.3	49.091	92.91	0.359	11:29:09.552
21 -	16.716	21.581	129.8	13.845	135.2	52.142	87.47	3.410	11:30:01.694
22 -	16.157	19.321	132.3	13.463	134.4	48.941	93.19	0.209	11:30:50.635
23 -	16.431	20.517	129.5	14.467	130.8	51.415	88.71	2.683	11:31:42.050

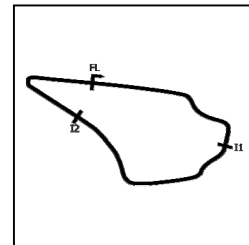
P4 51		Brayden ELLIOTT				Honda - CFS Filtration No Bull Racing			
IDEAL LAP TIME : 48.716		BEST LAP TIME : 48.758		DIFFERENCE : 0.042					
LAP	SECTOR 1	SECTOR 2		SECTOR 3		LAP TIME	MPH	DIFF	TIME OF DAY
1 -	OUTLAP	21.981	129.8	14.149	136.6				11:03:11.936
2 -	16.734	19.657	134.7	14.060	137.2	50.451	90.40	1.693	11:04:02.387
3 -	17.430	20.075	136.1	13.575	138.3	51.080	89.29	2.322	11:04:53.467
4 -	16.434	19.493	139.5	13.662	138.3	49.589	91.97	0.831	11:05:43.056
5 -	16.337	19.876	136.1	13.792	138.6	50.005	91.21	1.247	11:06:33.061
6 -	16.315	19.453	135.8	13.681	138.0	49.449	92.23	0.691	11:07:22.510
7 -	17.203	20.701	132.3	19.034	32.0	56.938	80.10	8.180	11:08:19.448
8 -	OUTLAP	19.761	137.7	13.558	135.8	5:52.932	12.92	5:04.174	11:14:12.380
9 -	16.197	19.298	137.7	13.592	137.7	49.087 (3)	92.91	0.329	11:15:01.467
10 -	16.172	19.623	134.4	13.660	138.6	49.455	92.22	0.697	11:15:50.922
11 -	16.153	19.416	137.5	13.615	137.2	49.184	92.73	0.426	11:16:40.106
12 -	16.229	19.315	136.6	13.492	139.2	49.036 (2)	93.01	0.278	11:17:29.142
13 -	16.967	20.452	129.5	18.705	35.6	56.124	81.26	7.366	11:18:25.266
14 -	OUTLAP	21.536	133.9	13.573	136.9	4:45.494	15.97	3:56.736	11:23:10.760
15 -	16.514	19.477	136.9	13.473	138.9	49.464	92.21	0.706	11:24:00.224
16 -	16.195	19.199	136.6	13.364	140.6	48.758 (1)	93.54		11:24:48.982
17 -	16.895	20.077	130.0	17.807	32.6	54.779	83.26	6.021	11:25:43.761
18 -	OUTLAP	19.603	135.2	13.540	137.5	1:56.747	39.06	1:07.989	11:27:40.508
19 -	16.744	19.844	136.6	13.517	136.3	50.105	91.03	1.347	11:28:30.613
20 -	16.310	19.389	136.9	13.652	134.7	49.351	92.42	0.593	11:29:19.964
21 -	16.279	19.248	135.8	18.923	28.3	54.450	83.76	5.692	11:30:14.414

MCRCB BULLETIN TK109

2022 Bennetts British Superbike Championship - Round 4

2022 Pirelli National Superstock Championship with MotoNovo

QUALIFYING - SECTOR ANALYSIS



SECTOR 1 = FL to I1, SECTOR 2 = I1 to I2, SECTOR 3 = I2 to FL, DIFF = Difference To Personal Best Lap, P = Crossed Finish Line in Pit Lane, D = Time Disallowed

P5 75 Alex OLSEN		BMW - FHO Racing with Kobelco							
IDEAL LAP TIME : 48.719		BEST LAP TIME : 48.771		DIFFERENCE : 0.052					
LAP	SECTOR 1	SECTOR 2		SECTOR 3		LAP TIME	MPH	DIFF	TIME OF DAY
1 -	OUTLAP	21.144	136.6	14.492	137.2				11:02:56.624
2 -	17.041	19.624	138.3	13.977	139.2	50.642	90.06	1.871	11:03:47.266
3 -	16.341	19.512	137.7	13.807	141.5	49.660	91.84	0.889	11:04:36.926
4 -	16.976	20.822	126.8	14.068	139.2	51.866	87.94	3.095	11:05:28.792
5 -	16.309	19.407	136.9	13.791	139.8	49.507	92.13	0.736	11:06:18.299
6 -	16.289	20.884	134.2	14.127	140.6	51.300	88.91	2.529	11:07:09.599
7 -	16.239	19.576	133.9	13.730	139.5	49.545	92.06	0.774	11:07:59.144
8 -	16.179	19.714	132.6	13.590	139.8	49.483	92.17	0.712	11:08:48.627
9 -	17.216	22.317	121.3	19.120	45.1	58.653	77.76	9.882	11:09:47.280
10 -	OUTLAP	21.082	131.5	14.181	137.5	7:36.113	9.99	6:47.342	11:17:23.393
11 -	16.359	19.494	137.5	13.696	141.2	49.549	92.05	0.778	11:18:12.942
12 -	16.109	19.460	136.1	13.411	140.6	48.980	93.12	0.209	11:19:01.922
13 -	16.040	19.288	138.9	13.443	139.5	48.771 (1)	93.52		11:19:50.693
14 -	17.293	24.578	83.1	15.097	139.5	56.968	80.06	8.197	11:20:47.661
15 -	16.085	19.302	140.1	13.495	140.3	48.882 (2)	93.30	0.111	11:21:36.543
16 -	16.144	22.834	82.2	14.806	140.6	53.784	84.80	5.013	11:22:30.327
17 -	16.250	20.017	139.2	13.841	140.9	50.108	91.02	1.337	11:23:20.435
18 -	16.102	19.344	140.3	13.514	140.9	48.960	93.15	0.189	11:24:09.395
19 -	16.985	21.263	138.6	14.004	140.3	52.252	87.29	3.481	11:25:01.647
20 -	16.296	19.385	138.3	13.530	139.8	49.211	92.68	0.440	11:25:50.858
21 -	16.075	19.268	140.9	13.550	140.9	48.893 (3)	93.28	0.122	11:26:39.751
22 -	16.124	19.354	141.2	13.730	140.1	49.208	92.69	0.437	11:27:28.959
23 -	16.381	24.462	106.5	14.445	138.3	55.288	82.49	6.517	11:28:24.247
24 -	16.214	19.471	136.9	13.766	138.6	49.451	92.23	0.680	11:29:13.698
25 -	17.403	24.005	88.5	20.436	34.5	1:01.844	73.75	13.073	11:30:15.542

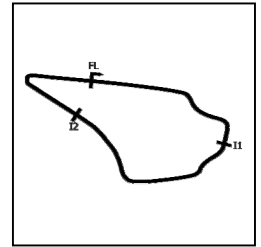
P6 8 Lewis ROLLO		Honda - Milenco by Padgetts Motorcycles							
IDEAL LAP TIME : 48.781		BEST LAP TIME : 48.845		DIFFERENCE : 0.064					
LAP	SECTOR 1	SECTOR 2		SECTOR 3		LAP TIME	MPH	DIFF	TIME OF DAY
1 -									11:02:36.145
2 -						50.791	89.80	1.946	11:03:26.936
3 -						50.204	90.85	1.359	11:04:17.140
4 -						49.897	91.41	1.052	11:05:07.037
5 -						49.592	91.97	0.747	11:05:56.629
6 -	OUTLAP	20.119	135.5	13.706	137.5	8:35.727	8.84	7:46.882	11:14:32.356
7 -	16.506	19.605	136.6	13.541	136.6	49.652	91.86	0.807	11:15:22.008
8 -	16.354	19.427	138.0	13.357	138.0	49.138	92.82	0.293	11:16:11.146
9 -	16.383	19.398	139.5	13.522	134.2	49.303	92.51	0.458	11:17:00.449
10 -	16.429	19.259	136.3	13.477	138.0	49.165	92.77	0.320	11:17:49.614
11 -	16.436	19.251	140.1	18.333	34.0	54.020	84.43	5.175	11:18:43.634
12 -	OUTLAP	21.311	133.9	13.766	136.9	3:20.970	22.69	2:32.125	11:22:04.604
13 -	16.483	19.396	137.7	13.501	136.3	49.380	92.36	0.535	11:22:53.984
14 -	16.353	19.372	137.7	13.424	136.9	49.149	92.80	0.304	11:23:43.133
15 -	16.310	19.158	140.6	13.422	136.9	48.890 (2)	93.29	0.045	11:24:32.023
16 -	16.308	19.357	137.5	13.637	136.1	49.302	92.51	0.457	11:25:21.325
17 -	16.313	19.150	139.5	13.382	138.0	48.845 (1)	93.37		11:26:10.170
18 -	16.585	22.851	125.2	14.296	137.7	53.732	84.88	4.887	11:27:03.902
19 -	16.467	19.256	139.5	13.577	136.6	49.300	92.51	0.455	11:27:53.202
20 -	16.274	19.241	138.6	13.540	135.8	49.055 (3)	92.97	0.210	11:28:42.257
21 -	16.444	19.343	138.6	13.442	136.3	49.229	92.65	0.384	11:29:31.486
22 -	17.653	21.422	130.8	13.745	136.3	52.820	86.35	3.975	11:30:24.306
23 -	16.416	19.311	136.9	13.486	136.3	49.213	92.68	0.368	11:31:13.519

MCRCB BULLETIN TK109

2022 Bennetts British Superbike Championship - Round 4

2022 Pirelli National Superstock Championship with MotoNovo

QUALIFYING - SECTOR ANALYSIS



SECTOR 1 = FL to I1, SECTOR 2 = I1 to I2, SECTOR 3 = I2 to FL, DIFF = Difference To Personal Best Lap, P = Crossed Finish Line in Pit Lane, D = Time Disallowed

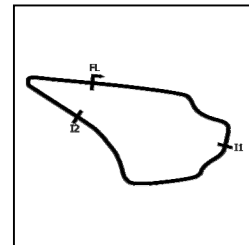
P7 21 Tom WARD		Aprilia - IN Competition / Aprilia					
IDEAL LAP TIME : 48.614		BEST LAP TIME : 48.878		DIFFERENCE : 0.264			
LAP	SECTOR 1	SECTOR 2	SECTOR 3	LAP TIME	MPH	DIFF	TIME OF DAY
1 -	OUTLAP	22.259	134.7	17.636	131.0		11:03:40.071
2 -	17.030	19.767	137.5	13.748	136.9	50.545	11:04:30.616
3 -	16.390	19.422	138.3	13.649	137.5	49.461	11:05:20.077
4 -	16.343	19.569		14.056	125.9	49.968	11:06:10.045
5 -	18.733	19.834	135.8	13.718	137.7	52.285	11:07:02.330
6 -	16.372	19.533	135.5	13.633	137.5	49.538	11:07:51.868
7 -	16.283	19.419	138.6	13.746	135.5	49.448	11:08:41.316
8 -	16.507	19.503		13.517	138.0	49.527	11:09:30.843
9 -	17.048	20.191		13.884	139.5	51.123	11:10:21.966
10 -	16.427	19.725	136.3	13.591	137.5	49.743	11:11:11.709
11 -	16.337	19.544		13.618	138.6	49.499	11:12:01.208
12 -	16.962	21.592	135.2	16.991	41.3	55.545	11:12:56.753
13 -	OUTLAP	26.581		14.019	138.6	4:01.455	11:16:58.208
14 -	16.468	19.586	136.3	13.564	139.2	49.618	11:17:47.826
15 -	16.250	19.142		13.486	141.5	48.878 (1)	11:18:36.704
16 -	16.505	20.224	135.5	13.760	136.9	50.489	11:19:27.193
17 -	16.266	19.552	138.3	13.620	136.6	49.438	11:20:16.631
18 -	16.449	20.120	132.6	13.879	138.6	50.448	11:21:07.079
19 -	16.333	19.173	137.5	13.480	139.8	48.986	11:21:56.065
20 -	16.219	19.452	138.3	13.545	138.9	49.216	11:22:45.281
21 -	16.227	19.255	134.2	13.545	137.5	49.027	11:23:34.308
22 -	16.280	19.195	139.5	13.530	140.3	49.005	11:24:23.313
23 -	16.236	19.420	138.0	13.316	141.2	48.972 (3)	11:25:12.285
24 -	16.884	20.367	134.2	13.802	137.7	51.053	11:26:03.338
25 -	16.810	23.758	118.7	14.072	137.2	54.640	11:26:57.978
26 -	16.189	19.160	136.3	13.530	140.1	48.879 (2)	11:27:46.857
27 -	16.156	20.151	134.4	13.642	138.6	49.949	11:28:36.806
28 -	16.468	21.917	129.5	14.005	137.2	52.390	11:29:29.196
29 -	16.327	19.257	136.3	13.559	138.6	49.143	11:30:18.339
30 -	16.293	19.395	133.6	13.535	139.8	49.223	11:31:07.562

P8 7 Kade VERWEY		BMW - Team XG Racing					
IDEAL LAP TIME : 48.902		BEST LAP TIME : 48.902		DIFFERENCE : 0.000			
LAP	SECTOR 1	SECTOR 2	SECTOR 3	LAP TIME	MPH	DIFF	TIME OF DAY
1 -	OUTLAP	21.050	129.3	14.407	136.9		11:02:07.462
2 -	17.224	20.143	132.1	13.972	138.3	51.339	11:02:58.801
3 -	16.867	19.719	136.6	13.670	139.2	50.256	11:03:49.057
4 -	16.671	19.856	135.0	13.737	138.9	50.264	11:04:39.321
5 -	16.509	19.737	136.9	13.699	138.0	49.945	11:05:29.266
6 -	16.518	19.523	137.5	13.710	138.9	49.751	11:06:19.017
7 -	16.598	20.093	137.7	14.238	139.2	50.929	11:07:09.946
8 -	16.493	19.420	140.1	13.610	138.9	49.523	11:07:59.469
9 -	16.387	19.857	130.3	20.251	27.1	56.495	11:08:55.964
10 -	OUTLAP	20.425	136.6	13.802	139.8	5:18.739	11:14:14.703
11 -	17.202	20.961	138.0	13.825	138.9	51.988	11:15:06.691
12 -	16.517	19.400	138.6	13.474	140.1	49.391 (2)	11:15:56.082
13 -	16.405	19.543	137.2	13.465	139.5	49.413 (3)	11:16:45.495
14 -	16.465	19.698	136.9	13.542	140.1	49.705	11:17:35.200
15 -	16.183	19.308	137.7	13.411	139.8	48.902 (1)	11:18:24.102
16 -	17.384	20.902	132.1	22.632	28.8	1:00.918	11:19:25.020
17 -	OUTLAP	20.756	132.8	13.911	138.9	7:10.548	11:26:35.568
18 -	16.340	19.783	135.8	15.873	134.7	51.996	11:27:27.564
19 -	16.593	19.540	137.2	13.614	138.0	49.747	11:28:17.311
20 -	1:23.365	27.738	86.2	21.182	37.1	2:12.285	11:30:29.596

2022 Bennetts British Superbike Championship - Round 4

2022 Pirelli National Superstock Championship with MotoNovo

QUALIFYING - SECTOR ANALYSIS



SECTOR 1 = FL to I1, SECTOR 2 = I1 to I2, SECTOR 3 = I2 to FL, DIFF = Difference To Personal Best Lap, P = Crossed Finish Line in Pit Lane, D = Time Disallowed

P9 74		Davey TODD				Honda - Milenco by Padgetts Motorcycles			
IDEAL LAP TIME : 48.668		BEST LAP TIME : 48.904		DIFFERENCE : 0.236					
LAP	SECTOR 1	SECTOR 2		SECTOR 3		LAP TIME	MPH	DIFF	TIME OF DAY
1 -	OUTLAP	20.800	136.6	14.179	138.6				11:02:14.903
2 -	16.830	19.781	137.2	14.487	137.5	51.098	89.26	2.194	11:03:06.001
3 -	17.809	19.879	141.8	13.814	139.2	51.502	88.56	2.598	11:03:57.503
4 -	17.073	19.803	140.3	13.444	137.2	50.320	90.64	1.416	11:04:47.823
5 -	16.529	19.549	140.6	13.545	140.9	49.623	91.91	0.719	11:05:37.446
6 -	16.596	19.399	141.8	13.411	138.9	49.406	92.31	0.502	11:06:26.852
7 -	16.749	19.806	136.6	17.065	34.8	53.620	85.06	4.716	11:07:20.472
8 -		20.226	136.3	13.516	138.6	5:44.909	13.22	4:56.005	11:13:05.381
9 -	16.469	19.336	139.2	13.331	140.3	49.136	92.82	0.232	11:13:54.517
10 -	16.293	19.350	137.2	13.274	139.5	48.917 (2)	93.24	0.013	11:14:43.434
11 -	16.198	19.462	138.3	13.444	139.2	49.104	92.88	0.200	11:15:32.538
12 -	17.143	20.677	133.4	13.978	138.6	51.798	88.05	2.894	11:16:24.336
13 -	16.336	19.419	138.3	13.366	139.2	49.121	92.85	0.217	11:17:13.457
14 -	16.341	19.196	138.6	13.410	141.5	48.947 (3)	93.18	0.043	11:18:02.404
15 -	16.407	19.414	138.0	13.436	136.9	49.257	92.59	0.353	11:18:51.661
16 -	16.480	19.410	138.3	13.431	139.2	49.321	92.47	0.417	11:19:40.982
17 -	16.959	19.836	136.9	18.287	31.6	55.082	82.80	6.178	11:20:36.064
18 -	OUTLAP	19.720	140.3	13.398	137.7	4:52.959	15.56	4:04.055	11:25:29.023
19 -	16.510	19.243	138.9	13.319	139.5	49.072	92.94	0.168	11:26:18.095
20 -	16.471	19.391	136.6	13.606	138.3	49.468	92.20	0.564	11:27:07.563
21 -	16.349	19.209	140.9	13.346	139.2	48.904 (1)	93.26		11:27:56.467
22 -	17.095	19.662	138.9	13.874	135.2	50.631	90.08	1.727	11:28:47.098
23 -	16.570	19.568	137.7	13.444	138.6	49.582	91.99	0.678	11:29:36.680
24 -	16.353	19.299	137.5	13.451	137.5	49.103	92.88	0.199	11:30:25.783
25 -	16.293	19.289	138.3	13.487	138.9	49.069	92.95	0.165	11:31:14.852

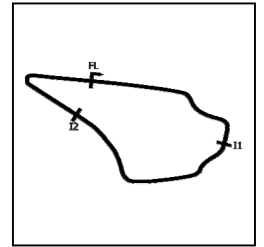
P10 86		Charlie NESBITT				Suzuki - VisionTrack Suzuki			
IDEAL LAP TIME : 48.757		BEST LAP TIME : 49.077		DIFFERENCE : 0.320					
LAP	SECTOR 1	SECTOR 2		SECTOR 3		LAP TIME	MPH	DIFF	TIME OF DAY
1 -	OUTLAP	20.954	135.0	14.134	132.6				11:02:54.767
2 -	17.060	20.113	134.2	14.039	136.9	51.212	89.06	2.135	11:03:45.979
3 -	16.673	19.684	137.2	13.778	136.9	50.135	90.97	1.058	11:04:36.114
4 -	16.459	20.099	134.4	13.804	136.3	50.362	90.56	1.285	11:05:26.476
5 -	16.359	19.551	136.1	13.624	137.2	49.534	92.08	0.457	11:06:16.010
6 -	16.220	19.418	134.4	13.690	138.6	49.328	92.46	0.251	11:07:05.338
7 -	16.157	19.505	135.8	13.647	136.3	49.309	92.50	0.232	11:07:54.647
8 -	16.264	19.392	136.6	13.470	138.0	49.126 (2)	92.84	0.049	11:08:43.773
9 -	16.416	19.478	137.5	13.489	136.9	49.383	92.36	0.306	11:09:33.156
10 -	16.372	19.597	136.1	13.710	136.6	49.679	91.81	0.602	11:10:22.835
11 -	16.617	21.423	103.8	19.022	34.0	57.062	79.93	7.985	11:11:19.897
12 -	OUTLAP	20.338	136.1	13.703	135.0	3:52.317	19.63	3:03.240	11:15:12.214
13 -	16.248	19.316	136.9	13.513	138.3	49.077 (1)	92.93		11:16:01.291
14 -	16.469	19.878	137.5	13.346	137.2	49.693	91.78	0.616	11:16:50.984
15 -	16.095	19.604	136.9	13.453	138.6	49.152 (3)	92.79	0.075	11:17:40.136

MCRCB BULLETIN TK109

2022 Bennetts British Superbike Championship - Round 4

2022 Pirelli National Superstock Championship with MotoNovo

QUALIFYING - SECTOR ANALYSIS



SECTOR 1 = FL to I1, SECTOR 2 = I1 to I2, SECTOR 3 = I2 to FL, DIFF = Difference To Personal Best Lap, P = Crossed Finish Line in Pit Lane, D = Time Disallowed

P11 77		Brent HARRAN				Honda - Optimum Bikes Racing			
IDEAL LAP TIME : 48.902		BEST LAP TIME : 49.126		DIFFERENCE : 0.224					
LAP	SECTOR 1	SECTOR 2		SECTOR 3		LAP TIME	MPH	DIFF	TIME OF DAY
1 -	OUTLAP	20.700	135.0	14.163	135.0				11:02:55.285
2 -	16.988	19.979	136.3	13.921	138.3	50.888	89.63	1.762	11:03:46.173
3 -	16.720	19.760	138.3	13.944	134.4	50.424	90.45	1.298	11:04:36.597
4 -	16.524	19.802	138.3	13.930	138.9	50.256	90.75	1.130	11:05:26.853
5 -	16.431	19.494	138.6	13.750	139.2	49.675	91.81	0.549	11:06:16.528
6 -	16.294	19.436	138.0	13.745	138.6	49.475	92.19	0.349	11:07:06.003
7 -	16.445	19.551	135.8	13.632	137.2	49.628	91.90	0.502	11:07:55.631
8 -	16.439	19.686	133.1	21.541	28.2	57.666	79.09	8.540	11:08:53.297
9 -	OUTLAP	20.202	134.2	13.828	135.5	6:22.028	11.93	5:32.902	11:15:15.325
10 -	16.615	19.929	136.3	13.571	137.2	50.115	91.01	0.989	11:16:05.440
11 -	16.323	19.466	137.7	13.517	139.2	49.306	92.50	0.180	11:16:54.746
12 -	16.240	19.564	137.2	13.474	138.9	49.278	92.55	0.152	11:17:44.024
13 -	16.282	19.460	138.6	13.660	137.5	49.402	92.32	0.276	11:18:33.426
14 -	16.216	19.417	138.3	13.518	137.7	49.151 (2)	92.79	0.025	11:19:22.577
15 -	16.360	19.814	135.8	13.896	137.2	50.070	91.09	0.944	11:20:12.647
16 -	16.383	19.446	134.7	20.606	33.4	56.435	80.82	7.309	11:21:09.082
17 -	OUTLAP	20.944	124.2	14.372	136.6	2:15.195	33.73	1:26.069	11:23:24.277
18 -	16.296	20.588	132.8	13.811	136.6	50.695	89.97	1.569	11:24:14.972
19 -	16.210	19.476	139.5	13.869	137.2	49.555	92.04	0.429	11:25:04.527
20 -	16.231	19.482	134.2	13.805	135.8	49.518	92.11	0.392	11:25:54.045
21 -	16.222	19.376	137.5	13.528	137.5	49.126 (1)	92.84		11:26:43.171
22 -	16.052	19.482	136.3	13.724	136.6	49.258	92.59	0.132	11:27:32.429
23 -	16.216	19.458	139.2	13.573	135.5	49.247 (3)	92.61	0.121	11:28:21.676
24 -	16.179	19.482	136.9	13.653	135.5	49.314	92.49	0.188	11:29:10.990
25 -	16.145	19.603	134.4	13.672	133.6	49.420	92.29	0.294	11:30:00.410
26 -	16.291	20.478	117.5	14.047	134.7	50.816	89.75	1.690	11:30:51.226
27 -	16.240	19.853	133.6	15.443	103.0	51.536	88.50	2.410	11:31:42.762

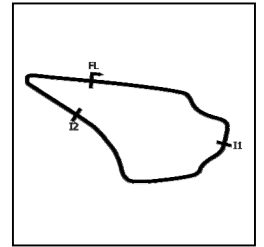
P12 71		Matthew PAULO				BMW - Matthew Paulo Racing Team			
IDEAL LAP TIME : 49.056		BEST LAP TIME : 49.182		DIFFERENCE : 0.126					
LAP	SECTOR 1	SECTOR 2		SECTOR 3		LAP TIME	MPH	DIFF	TIME OF DAY
1 -	OUTLAP	21.281	131.0	14.149	134.2				11:01:58.083
2 -	17.191	19.677	138.3	13.756	136.1	50.624	90.09	1.442	11:02:48.707
3 -	16.792	19.589	138.3	13.594	136.9	49.975	91.26	0.793	11:03:38.682
4 -	16.672	19.611	138.0	13.733	137.7	50.016	91.19	0.834	11:04:28.698
5 -	16.930	19.542	136.6	13.930	135.0	50.402	90.49	1.220	11:05:19.100
6 -	16.566	19.634	137.2	13.531	137.5	49.731	91.71	0.549	11:06:08.831
7 -	16.401	19.518	137.5	13.553	134.2	49.472	92.19	0.290	11:06:58.303
8 -	16.579	19.534	136.9	13.547	136.9	49.660	91.84	0.478	11:07:47.963
9 -	16.569	19.827	131.8	18.985	36.7	55.381	82.35	6.199	11:08:43.344
10 -	OUTLAP	20.726	126.6	14.064	135.8	4:37.589	16.43	3:48.407	11:13:20.933
11 -	16.760	19.785	133.9	13.496	138.0	50.041	91.14	0.859	11:14:10.974
12 -	16.393	19.398	136.6	13.391	136.6	49.182 (1)	92.73		11:15:00.156
13 -	16.586	21.137	131.0	14.372	131.0	52.095	87.55	2.913	11:15:52.251
14 -	16.827	19.753	134.2	13.442	138.3	50.022	91.18	0.840	11:16:42.273
15 -	16.428	19.429	137.7	13.356	138.3	49.213 (2)	92.68	0.031	11:17:31.486
16 -	16.453	19.307	139.2	13.467	138.9	49.227 (3)	92.65	0.045	11:18:20.713
17 -	17.536	21.223	128.5	13.914	136.6	52.673	86.59	3.491	11:19:13.386
18 -	16.402	19.447	136.9	13.572	136.1	49.421	92.29	0.239	11:20:02.807
19 -	17.796	20.746	130.0	18.932	39.5	57.474	79.35	8.292	11:21:00.281
20 -	OUTLAP	22.264	129.5	14.065	135.8	6:12.407	12.24	5:23.225	11:27:12.688
21 -	16.629	19.783	133.6	13.668	135.2	50.080	91.07	0.898	11:28:02.768
22 -	16.399	19.888	123.5	13.817	136.1	50.104	91.03	0.922	11:28:52.872
23 -	16.958	20.979	129.3	13.694	136.6	51.631	88.34	2.449	11:29:44.503
24 -	16.530	19.308	135.8	13.455	136.1	49.293	92.53	0.111	11:30:33.796
25 -	18.108	21.633	123.8	15.135	123.5	54.876	83.11	5.694	11:31:28.672

MCRCB BULLETIN TK109

2022 Bennetts British Superbike Championship - Round 4

2022 Pirelli National Superstock Championship with MotoNovo

QUALIFYING - SECTOR ANALYSIS



SECTOR 1 = FL to I1, SECTOR 2 = I1 to I2, SECTOR 3 = I2 to FL, DIFF = Difference To Personal Best Lap, P = Crossed Finish Line in Pit Lane, D = Time Disallowed

P13 11		David ALLINGHAM				Honda - TAG Racing Honda			
IDEAL LAP TIME : 49.089		BEST LAP TIME : 49.201		DIFFERENCE : 0.112					
LAP	SECTOR 1	SECTOR 2		SECTOR 3		LAP TIME	MPH	DIFF	TIME OF DAY
1 -	OUTLAP	20.655	136.9	14.259	138.3				11:02:15.255
2 -	16.818	19.802	140.9	14.254	138.3	50.874	89.65	1.673	11:03:06.129
3 -	17.432	19.974	139.5	13.705	140.3	51.111	89.23	1.910	11:03:57.240
4 -	16.645	19.682	139.8	13.676	137.2	50.003	91.21	0.802	11:04:47.243
5 -	16.522	19.890	139.5	13.592	138.9	50.004	91.21	0.803	11:05:37.247
6 -	16.581	19.520	138.6	13.672	140.9	49.773	91.63	0.572	11:06:27.020
7 -	16.913	20.173	140.1	13.672	137.7	50.758	89.85	1.557	11:07:17.778
8 -	16.487	19.602	137.7	13.490	139.8	49.579	91.99	0.378	11:08:07.357
9 -	17.278	22.564	135.8	13.889	139.2	53.731	84.88	4.530	11:09:01.088
10 -	16.446	19.548	138.9	13.516	139.5	49.510	92.12	0.309	11:09:50.598
11 -	16.976	20.653	138.0	13.891	139.8	51.520	88.53	2.319	11:10:42.118
12 -	16.274	19.450	139.2	16.499	48.9	52.223	87.33	3.022	11:11:34.341
13 -	OUTLAP	22.850	135.0	15.273	130.3	3:40.158	20.71	2:50.957	11:15:14.499
14 -	17.295	20.351	138.6	13.849	138.9	51.495	88.57	2.294	11:16:05.994
15 -	16.505	19.666	138.0	13.742	138.9	49.913	91.38	0.712	11:16:55.907
16 -	16.313	19.433	138.0	13.579	140.1	49.325 (3)	92.47	0.124	11:17:45.232
17 -	16.877	20.095	137.2	13.808	139.8	50.780	89.82	1.579	11:18:36.012
18 -	16.380	20.292	121.7	18.353	43.5	55.025	82.89	5.824	11:19:31.037
19 -	OUTLAP	24.020	123.5	16.485	135.8	4:08.354	18.36	3:19.153	11:23:39.391
20 -	17.006	20.425	138.0	13.764	138.6	51.195	89.09	1.994	11:24:30.586
21 -	16.383	19.476	138.6	13.535	138.3	49.394	92.34	0.193	11:25:19.980
22 -	16.317	19.433	138.6	13.451	138.6	49.201 (1)	92.70		11:26:09.181
23 -	16.812	20.927	137.5	13.694	138.6	51.433	88.68	2.232	11:27:00.614
24 -	16.498	20.427	138.6	13.742	136.9	50.667	90.02	1.466	11:27:51.281
25 -	16.249	19.389	138.9	13.653	137.7	49.291 (2)	92.53	0.090	11:28:40.572
26 -	16.594	21.592	139.8	13.752	136.9	51.938	87.81	2.737	11:29:32.510
27 -	16.372	19.520	139.2	13.631	137.2	49.523	92.10	0.322	11:30:22.033
28 -	16.336	19.425	138.0	13.603	138.0	49.364	92.39	0.163	11:31:11.397

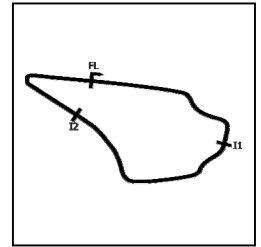
P14 18		Shaun WINFIELD				Honda - TAG Racing Honda			
IDEAL LAP TIME : 49.075		BEST LAP TIME : 49.255		DIFFERENCE : 0.180					
LAP	SECTOR 1	SECTOR 2		SECTOR 3		LAP TIME	MPH	DIFF	TIME OF DAY
1 -	OUTLAP	20.661	140.1	14.262	138.3				11:02:15.490
2 -	16.802	19.762	140.6	14.366	135.5	50.930	89.55	1.675	11:03:06.420
3 -	17.819	20.347	139.8	13.995	135.0	52.161	87.44	2.906	11:03:58.581
4 -	16.593	19.572	139.5	13.883	135.0	50.048	91.13	0.793	11:04:48.629
5 -	16.656	19.564	140.6	18.088	40.4	54.308	83.98	5.053	11:05:42.937
6 -	OUTLAP	20.282	134.7	13.874	134.7	6:05.254	12.48	5:15.999	11:11:48.191
7 -	16.672	19.893	135.2	13.745	134.7	50.310	90.66	1.055	11:12:38.501
8 -	16.627	19.659	136.9	13.459	134.7	49.745	91.68	0.490	11:13:28.246
9 -	16.513	19.569	138.6	13.591	136.3	49.673	91.82	0.418	11:14:17.919
10 -	16.755	23.197	104.6	15.939	135.8	55.891	81.60	6.636	11:15:13.810
11 -	16.466	19.462	136.9	13.529	135.2	49.457 (3)	92.22	0.202	11:16:03.267
12 -	16.409	19.652	137.2	13.594	135.5	49.655	91.85	0.400	11:16:52.922
13 -	16.860	26.410	95.3	17.422	43.4	1:00.692	75.15	11.437	11:17:53.614
14 -	OUTLAP	22.635	136.9	13.843	133.9	5:42.005	13.33	4:52.750	11:23:35.619
15 -	16.366	19.459	137.2	13.430	135.8	49.255 (1)	92.60		11:24:24.874
16 -	16.375	19.475	137.5	13.682	136.1	49.532	92.08	0.277	11:25:14.406
17 -	16.412	21.977	107.5	18.883	41.2	57.272	79.63	8.017	11:26:11.678
18 -	OUTLAP	19.692	138.9	13.964	132.6	2:02.364	37.27	1:13.109	11:28:14.042
19 -	16.778	24.224	91.0	16.811	125.2	57.813	78.89	8.558	11:29:11.855
20 -	16.930	19.682	136.9	13.742	133.9	50.354	90.58	1.099	11:30:02.209
21 -	16.436	19.279	137.7	13.642	135.0	49.357 (2)	92.41	0.102	11:30:51.566
22 -	16.423	19.499	139.5	13.661	136.3	49.583	91.98	0.328	11:31:41.149

MCRCB BULLETIN TK109

2022 Bennetts British Superbike Championship - Round 4

2022 Pirelli National Superstock Championship with MotoNovo

QUALIFYING - SECTOR ANALYSIS



SECTOR 1 = FL to I1, SECTOR 2 = I1 to I2, SECTOR 3 = I2 to FL, DIFF = Difference To Personal Best Lap, P = Crossed Finish Line in Pit Lane, D = Time Disallowed

P15 10		Joe SHELDON-SHAW				Suzuki - Forward Vision Racing			
IDEAL LAP TIME : 49.379		BEST LAP TIME : 49.395		DIFFERENCE : 0.016					
LAP	SECTOR 1	SECTOR 2		SECTOR 3		LAP TIME	MPH	DIFF	TIME OF DAY
1 -	OUTLAP	22.196	131.0	14.472	133.1				11:03:37.252
2 -	17.129	20.015	132.8	14.066	133.6	51.210	89.06	1.815	11:04:28.462
3 -	16.884	19.749	133.4	14.140	132.8	50.773	89.83	1.378	11:05:19.235
4 -	16.962	19.567	135.8	13.766	135.2	50.295	90.68	0.900	11:06:09.530
5 -	16.477	19.460	136.1	13.710	135.5	49.647	91.87	0.252	11:06:59.177
6 -	16.457	19.403	136.1	13.742	135.0	49.602	91.95	0.207	11:07:48.779
7 -	16.875	20.490	132.6	19.186	38.6	56.551	80.65	7.156	11:08:45.330
8 -	OUTLAP	20.363	135.0	13.894	133.6	12:04.421	6.29	11:15.026	11:20:49.751
9 -	16.525	19.474	135.8	13.674	136.3	49.673	91.82	0.278	11:21:39.424
10 -	16.403	19.439	134.4	13.690	135.8	49.532 (3)	92.08	0.137	11:22:28.956
11 -	17.132	19.689	135.8	13.732	135.2	50.553	90.22	1.158	11:23:19.509
12 -	16.437	19.435	136.9	13.782	134.7	49.654	91.85	0.259	11:24:09.163
13 -	16.389	19.398	136.3	13.742	136.3	49.529 (2)	92.08	0.134	11:24:58.692
14 -	16.315	19.414	137.5	13.666	136.3	49.395 (1)	92.33		11:25:48.087
15 -	16.534	20.458	136.3	13.888	136.3	50.880	89.64	1.485	11:26:38.967
16 -	16.539	19.597	136.9	14.075	135.8	50.211	90.83	0.816	11:27:29.178
17 -	16.675	24.197	111.4	14.569	135.8	55.441	82.26	6.046	11:28:24.619
18 -	16.600	19.400	136.3	13.731	135.0	49.731	91.71	0.336	11:29:14.350
19 -	17.117	21.348	136.3	18.684	39.0	57.149	79.81	7.754	11:30:11.499

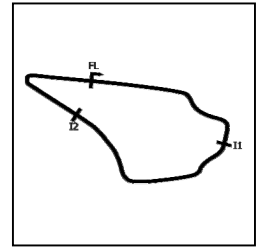
P16 44		Jack NIXON				BMW - FHO Racing with Kobelco			
IDEAL LAP TIME : 49.307		BEST LAP TIME : 49.447		DIFFERENCE : 0.140					
LAP	SECTOR 1	SECTOR 2		SECTOR 3		LAP TIME	MPH	DIFF	TIME OF DAY
1 -	OUTLAP	20.721	131.3	14.513	132.1				11:02:41.342
2 -	16.915	20.102	132.1	14.137	133.1	51.154	89.16	1.707	11:03:32.496
3 -	16.589	19.822	134.4	13.907	133.1	50.318	90.64	0.871	11:04:22.814
4 -	16.590	19.807	135.5	13.768	134.7	50.165	90.92	0.718	11:05:12.979
5 -	16.573	19.671	135.0	13.688	132.8	49.932	91.34	0.485	11:06:02.911
6 -	16.541	19.766	132.6	13.872	132.6	50.179	90.89	0.732	11:06:53.090
7 -	16.680	19.780	132.1	13.842	133.6	50.302	90.67	0.855	11:07:43.392
8 -	16.631	19.917	131.3	13.967	133.6	50.515	90.29	1.068	11:08:33.907
9 -	16.493	19.738	133.1	13.868	132.6	50.099	91.04	0.652	11:09:24.006
10 -	17.414	21.926	116.3	19.969	36.8	59.309	76.90	9.862	11:10:23.315
11 -	OUTLAP	20.879	129.8	14.276	134.4	7:43.836	9.83	6:54.389	11:18:07.151
12 -	16.525	19.718	132.8	14.010	135.0	50.253	90.76	0.806	11:18:57.404
13 -	16.452	19.537	136.9	13.843	135.8	49.832	91.52	0.385	11:19:47.236
14 -	16.434	19.473	137.5	13.582	134.2	49.489 (2)	92.16	0.042	11:20:36.725
15 -	16.328	19.410	141.2	13.892	132.6	49.630 (3)	91.90	0.183	11:21:26.355
16 -	17.042	19.812	132.3	13.924	132.6	50.778	89.82	1.331	11:22:17.133
17 -	16.504	19.661	132.3	13.794	134.2	49.959	91.29	0.512	11:23:07.092
18 -	16.436	19.442	137.2	13.569	135.2	49.447 (1)	92.24		11:23:56.539
19 -	16.506	20.604	124.2	19.696	36.8	56.806	80.29	7.359	11:24:53.345
20 -	OUTLAP	22.647	123.8	14.654	131.3	2:10.300	35.00	1:20.853	11:27:03.645
21 -	17.186	20.208	128.0	14.610	130.5	52.004	87.70	2.557	11:27:55.649
22 -	17.461	20.452	133.9	14.417	135.0	52.330	87.16	2.883	11:28:47.979
23 -	17.313	20.587	127.0	14.597	132.1	52.497	86.88	3.050	11:29:40.476
24 -	17.429	20.722	123.5	15.127	124.9	53.278	85.60	3.831	11:30:33.754
25 -	17.730	20.823	125.9	15.121	114.7	53.674	84.97	4.227	11:31:27.428

MCRCB BULLETIN TK109

2022 Bennetts British Superbike Championship - Round 4

2022 Pirelli National Superstock Championship with MotoNovo

QUALIFYING - SECTOR ANALYSIS



SECTOR 1 = FL to I1, SECTOR 2 = I1 to I2, SECTOR 3 = I2 to FL, DIFF = Difference To Personal Best Lap, P = Crossed Finish Line in Pit Lane, D = Time Disallowed

P17 59		Matt TRUELOVE				Aprilia - IN Competition / Aprilia			
IDEAL LAP TIME : 49.294		BEST LAP TIME : 49.452		DIFFERENCE : 0.158					
LAP	SECTOR 1	SECTOR 2		SECTOR 3		LAP TIME	MPH	DIFF	TIME OF DAY
1 -	OUTLAP	22.078	132.3	14.337	132.6				11:03:15.967
2 -	17.103	20.348	134.2	13.897	135.2	51.348	88.82	1.896	11:04:07.315
3 -	16.725	19.996	138.0	13.894	134.7	50.615	90.11	1.163	11:04:57.930
4 -	16.848	19.805	136.9	13.985	135.0	50.638	90.07	1.186	11:05:48.568
5 -	16.687	19.877	136.6	13.771	136.1	50.335	90.61	0.883	11:06:38.903
6 -	16.582	19.790	137.2	13.912	135.5	50.284	90.70	0.832	11:07:29.187
7 -	16.604	19.709	138.6	13.788	135.8	50.101	91.03	0.649	11:08:19.288
8 -	17.438	22.246	124.9	19.105	33.7	58.789	77.58	9.337	11:09:18.077
9 -	OUTLAP	23.400	106.0	15.425	136.1	5:15.755	14.44	4:26.303	11:14:33.832
10 -	16.614	19.576	139.5	13.733	136.9	49.923	91.36	0.471	11:15:23.755
11 -	16.390	19.738	139.2	13.534	135.5	49.662 (2)	91.84	0.210	11:16:13.417
12 -	16.395	19.384	140.9	13.673	135.2	49.452 (1)	92.23		11:17:02.869
13 -	16.619	23.239	109.6	16.254	136.3	56.112	81.28	6.660	11:17:58.981
14 -	19.960	20.994	137.2	14.069	136.9	55.023	82.89	5.571	11:18:54.004
15 -	16.458	20.608	121.7	20.863	35.6	57.929	78.73	8.477	11:19:51.933
16 -	OUTLAP	22.733	139.2	13.903	133.4	3:52.539	19.61	3:03.087	11:23:44.472
17 -	16.582	19.779	139.8	13.728	133.1	50.089	91.06	0.637	11:24:34.561
18 -	16.425	20.489	120.9	14.138	136.1	51.052	89.34	1.600	11:25:25.613
19 -	16.376	19.645	139.5	13.722	135.8	49.743 (3)	91.69	0.291	11:26:15.356
20 -	16.398	22.809	96.1	19.395	125.9	58.602	77.83	9.150	11:27:13.958
21 -	18.586	23.370	112.0	23.762	35.0	1:05.718	69.40	16.266	11:28:19.676

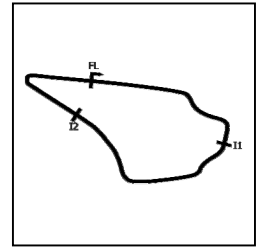
P18 9		Callum GRIGOR				Kawasaki - Grigor Racing			
IDEAL LAP TIME : 49.432		BEST LAP TIME : 49.617		DIFFERENCE : 0.185					
LAP	SECTOR 1	SECTOR 2		SECTOR 3		LAP TIME	MPH	DIFF	TIME OF DAY
1 -	OUTLAP	20.015	131.3	13.875	133.6				11:01:54.419
2 -	16.856	19.724	132.6	13.743	136.1	50.323	90.63	0.706	11:02:44.742
3 -	16.601	19.615	134.2	13.624	135.8	49.840	91.51	0.223	11:03:34.582
4 -	16.574	19.383	135.5	13.705	136.1	49.662	91.84	0.045	11:04:24.244
5 -	16.593	19.598	135.5	16.284	44.2	52.475	86.91	2.858	11:05:16.719
6 -	OUTLAP	19.842	134.4	13.801	137.7	5:50.834	13.00	5:01.217	11:11:07.553
7 -	16.515	19.462	135.5	13.640	136.1	49.617 (1)	91.92		11:11:57.170
8 -	16.709	19.951	133.4	13.683	133.6	50.343	90.60	0.726	11:12:47.513
9 -	16.724	19.346	135.8	13.674	137.2	49.744	91.69	0.127	11:13:37.257
10 -	16.506	19.437	135.8	13.811	135.5	49.754	91.67	0.137	11:14:27.011
11 -	16.523	19.360	136.3	13.749	137.5	49.632 (2)	91.89	0.015	11:15:16.643
12 -	16.916	19.734	135.2	15.919	49.5	52.569	86.76	2.952	11:16:09.212
13 -	OUTLAP	19.872	138.3	13.876	137.2	9:20.691	8.13	8:31.074	11:25:29.903
14 -	16.628	19.393	136.9	13.655	137.2	49.676	91.81	0.059	11:26:19.579
15 -	16.473	19.468	136.6	13.710	135.8	49.651 (3)	91.86	0.034	11:27:09.230
16 -	16.545	19.637	136.1	13.726	135.5	49.908	91.39	0.291	11:27:59.138
17 -	16.535	19.335	136.9	13.873	135.2	49.743	91.69	0.126	11:28:48.881
18 -	16.808	20.039	135.0	13.859	135.8	50.706	89.95	1.089	11:29:39.587
19 -	16.622	19.445	136.6	13.798	135.0	49.865	91.46	0.248	11:30:29.452
20 -	16.509	19.422	135.8	13.949	136.6	49.880	91.44	0.263	11:31:19.332

MCRCB BULLETIN TK109

2022 Bennetts British Superbike Championship - Round 4

2022 Pirelli National Superstock Championship with MotoNovo

QUALIFYING - SECTOR ANALYSIS



SECTOR 1 = FL to I1, SECTOR 2 = I1 to I2, SECTOR 3 = I2 to FL, DIFF = Difference To Personal Best Lap, P = Crossed Finish Line in Pit Lane, D = Time Disallowed

P19 57		Levi DAY				Suzuki - Powerslide Motorcycles Racing			
IDEAL LAP TIME : 49.557		BEST LAP TIME : 49.634				DIFFERENCE : 0.077			
LAP	SECTOR 1	SECTOR 2		SECTOR 3		LAP TIME	MPH	DIFF	TIME OF DAY
1 -	OUTLAP	21.730	130.3	14.461	133.6				11:01:58.697
2 -	17.569	20.197	134.7	13.984	136.6	51.750	88.13	2.116	11:02:50.447
3 -	17.020	20.126	135.2	13.854	136.3	51.000	89.43	1.366	11:03:41.447
4 -	16.835	19.826	137.5	13.760	137.5	50.421	90.46	0.787	11:04:31.868
5 -	16.644	19.810	134.2	13.779	138.3	50.233	90.79	0.599	11:05:22.101
6 -	17.403	26.349	113.9	16.633	52.5	1:00.385	75.53	10.751	11:06:22.486
7 -	OUTLAP	21.645	134.7	13.810	137.2	4:04.730	18.63	3:15.096	11:10:27.216
8 -	16.672	19.696	136.1	13.518	138.9	49.886	91.43	0.252	11:11:17.102
9 -	17.776	20.491	135.5	13.540	138.6	51.807	88.04	2.173	11:12:08.909
10 -	16.511	19.786	136.9	14.176	137.5	50.473	90.36	0.839	11:12:59.382
11 -	16.600	19.624	136.3	13.576	137.7	49.800	91.58	0.166	11:13:49.182
12 -	16.574	19.864	130.0	16.924	54.7	53.362	85.47	3.728	11:14:42.544
13 -	OUTLAP	20.644	132.6	13.825	138.0	4:32.547	16.73	3:42.913	11:19:15.091
14 -	16.883	19.700	137.5	13.594	137.2	50.177	90.90	0.543	11:20:05.268
15 -	16.616	20.235	134.4	13.890	134.2	50.741	89.89	1.107	11:20:56.009
16 -	16.510	19.572	136.6	13.552	139.8	49.634 (1)	91.89		11:21:45.643
17 -	16.498	21.733	119.4	14.244	136.1	52.475	86.91	2.841	11:22:38.118
18 -	18.082	25.407	84.6	16.028	136.6	59.517	76.63	9.883	11:23:37.635
19 -	16.803	19.762	137.7	13.663	138.6	50.228	90.80	0.594	11:24:27.863
20 -	17.809	22.906	138.0	13.639	137.7	54.354	83.91	4.720	11:25:22.217
21 -	16.587	19.541	138.6	13.603	136.6	49.731 (2)	91.71	0.097	11:26:11.948
22 -	16.767	21.265	133.4	14.338	138.6	52.370	87.09	2.736	11:27:04.318
23 -	16.686	20.801	128.3	14.268	137.2	51.755	88.12	2.121	11:27:56.073
24 -	17.785	19.763	139.5	14.004	137.7	51.552	88.47	1.918	11:28:47.625
25 -	16.618	19.587	138.3	13.577	138.3	49.782 (3)	91.62	0.148	11:29:37.407
26 -	16.606	19.773	137.5	13.703	138.0	50.082	91.07	0.448	11:30:27.489
27 -	16.846	20.560	124.5	14.059	135.8	51.465	88.62	1.831	11:31:18.954

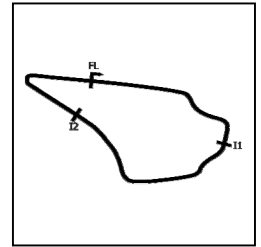
P20 19		Joe TALBOT				Kawasaki - Cheshire Mouldings Kawasaki by JR Performance			
IDEAL LAP TIME : 49.350		BEST LAP TIME : 49.643				DIFFERENCE : 0.293			
LAP	SECTOR 1	SECTOR 2		SECTOR 3		LAP TIME	MPH	DIFF	TIME OF DAY
1 -	OUTLAP	21.095	134.7	14.158	136.3				11:02:15.998
2 -	17.012	20.226	134.4	13.973	135.8	51.211	89.06	1.568	11:03:07.209
3 -	17.190	20.471	136.9	14.071	135.2	51.732	88.16	2.089	11:03:58.941
4 -	16.866	19.762	136.9	13.888	135.2	50.516	90.29	0.873	11:04:49.457
5 -	16.712	19.749	136.6	13.706	135.8	50.167	90.91	0.524	11:05:39.624
6 -	16.557	19.755	135.5	14.154	134.2	50.466	90.37	0.823	11:06:30.090
7 -	18.391	22.009	136.6	13.884	136.3	54.284	84.02	4.641	11:07:24.374
8 -	16.962	20.908	133.9	19.458	35.5	57.328	79.56	7.685	11:08:21.702
9 -	OUTLAP	20.325	135.5	14.170	128.0	5:52.846	12.92	5:03.203	11:14:14.548
10 -	16.626	19.902	135.8	16.103	130.8	52.631	86.66	2.988	11:15:07.179
11 -	16.655	20.247	133.9	13.674	136.6	50.576	90.18	0.933	11:15:57.755
12 -	16.582	19.693	135.5	13.816	133.6	50.091	91.05	0.448	11:16:47.846
13 -	16.633	19.775	136.1	13.534	137.7	49.942	91.32	0.299	11:17:37.788
14 -	16.412	19.768	136.6	13.488	137.7	49.668 (2)	91.83	0.025	11:18:27.456
15 -	16.471	19.728	135.0	13.959	137.5	50.158	90.93	0.515	11:19:17.614
16 -	16.496	20.004	135.2	13.656	136.6	50.156	90.93	0.513	11:20:07.770
17 -	17.045	23.290	124.0	21.403	33.9	1:01.738	73.87	12.095	11:21:09.508
18 -	OUTLAP	23.430	126.3	14.203	137.7	2:01.785	37.45	1:12.142	11:23:11.293
19 -	16.583	19.638	136.9	13.575	137.5	49.796	91.59	0.153	11:24:01.089
20 -	16.373	19.600	136.6	13.775	137.7	49.748 (3)	91.68	0.105	11:24:50.837
21 -	16.577	19.714	138.3	13.812	136.9	50.103	91.03	0.460	11:25:40.940
22 -	16.599	19.669	136.1	13.559	137.7	49.827	91.53	0.184	11:26:30.767
23 -	16.499	19.489	138.0	13.655	136.3	49.643 (1)	91.87		11:27:20.410
24 -	16.460	19.754	134.2	13.682	135.0	49.896	91.41	0.253	11:28:10.306
25 -	16.494	19.735	134.2	13.543	136.3	49.772	91.64	0.129	11:29:00.078
26 -	16.541	20.890	128.5	14.410	134.7	51.841	87.98	2.198	11:29:51.919
27 -	16.788	19.903	134.4	13.929	136.3	50.620	90.10	0.977	11:30:42.539
28 -	16.566	19.873	133.6	13.734	136.6	50.173	90.90	0.530	11:31:32.712

MCRCB BULLETIN TK109

2022 Bennetts British Superbike Championship - Round 4

2022 Pirelli National Superstock Championship with MotoNovo

QUALIFYING - SECTOR ANALYSIS



SECTOR 1 = FL to I1, SECTOR 2 = I1 to I2, SECTOR 3 = I2 to FL, DIFF = Difference To Personal Best Lap, P = Crossed Finish Line in Pit Lane, D = Time Disallowed

P21 30		Rob McNEALY		BMW - McNealy Brown					
IDEAL LAP TIME : 49.547		BEST LAP TIME : 49.672		DIFFERENCE : 0.125					
LAP	SECTOR 1	SECTOR 2	SECTOR 3	LAP TIME	MPH	DIFF	TIME OF DAY		
1 -	OUTLAP	22.321	128.5	15.109	131.3		11:02:12.020		
2 -	17.846	20.921	133.1	14.624	133.6	53.391	85.42	3.719	11:03:05.411
3 -	17.265	20.063	136.1	14.349	134.2	51.677	88.26	2.005	11:03:57.088
4 -	17.218	19.996	137.2	13.877	134.7	51.091	89.27	1.419	11:04:48.179
5 -	16.729	19.558	138.3	13.937	136.9	50.224	90.81	0.552	11:05:38.403
6 -	16.519	19.617	136.6	13.615	136.1	49.751 (2)	91.67	0.079	11:06:28.154
7 -	16.931	20.428	135.2	18.518	35.8	55.877	81.62	6.205	11:07:24.031
8 -	OUTLAP	20.729	130.5	13.890	133.9	8:32.024	8.90	7:42.352	11:15:56.055
9 -	17.056	19.757	132.3	13.739	132.8	50.552	90.22	0.880	11:16:46.607
10 -	16.489	19.724	136.3	13.727	136.6	49.940 (3)	91.33	0.268	11:17:36.547
11 -	16.404	19.604	137.5	13.664	136.6	49.672 (1)	91.82		11:18:26.219
12 -	16.844	20.580	128.3	20.585	31.9	58.009	78.62	8.337	11:19:24.228
13 -	OUTLAP	20.187	135.0	13.762	132.8	5:14.047	14.52	4:24.375	11:24:38.275
14 -	17.262	19.808	136.9	14.132	133.4	51.202	89.08	1.530	11:25:29.477
15 -	17.208	19.692	138.6	13.585	136.3	50.485	90.34	0.813	11:26:19.962
16 -	16.734	19.951	135.0	13.730	135.2	50.415	90.47	0.743	11:27:10.377
17 -	16.697	19.650	137.7	13.769	132.8	50.116	91.01	0.444	11:28:00.493
18 -	16.844	19.821	134.7	13.864	130.8	50.529	90.26	0.857	11:28:51.022
19 -	17.155	20.241	135.0	13.665	133.9	51.061	89.32	1.389	11:29:42.083
20 -	16.844	19.961	135.2	14.092	132.6	50.897	89.61	1.225	11:30:32.980
21 -	17.072	20.173	132.6	14.090	132.3	51.335	88.84	1.663	11:31:24.315

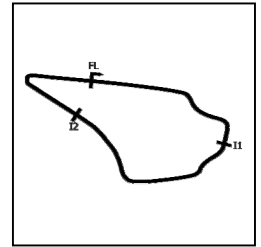
P22 2		TJ TOMS		Kawasaki - Platform Hire Racing					
IDEAL LAP TIME : 49.750		BEST LAP TIME : 49.831		DIFFERENCE : 0.081					
LAP	SECTOR 1	SECTOR 2	SECTOR 3	LAP TIME	MPH	DIFF	TIME OF DAY		
1 -	OUTLAP	21.532	129.0	14.555	132.8		11:02:13.901		
2 -	16.993	20.489	130.3	14.962	134.4	52.444	86.97	2.613	11:03:06.345
3 -	17.711	20.483	132.8	14.220	135.0	52.414	87.02	2.583	11:03:58.759
4 -	16.686	20.066	134.4	14.190	135.2	50.942	89.53	1.111	11:04:49.701
5 -	16.798	19.964	135.5	13.711	136.1	50.473	90.36	0.642	11:05:40.174
6 -	16.612	19.764	135.2	13.725	134.7	50.101	91.03	0.270	11:06:30.275
7 -	17.298	20.282	132.3	18.440	36.5	56.020	81.41	6.189	11:07:26.295
8 -	OUTLAP	20.272	131.3	13.890	136.1	3:39.906	20.74	2:50.075	11:11:06.201
9 -	16.629	20.157	131.0	13.816	133.4	50.602	90.13	0.771	11:11:56.803
10 -	16.660	20.707	124.0	17.583	42.6	54.950	83.00	5.119	11:12:51.753
11 -	OUTLAP	20.457	132.3	14.213	134.2	5:50.439	13.01	5:00.608	11:18:42.192
12 -	16.649	19.847	132.1	13.869	131.8	50.365	90.56	0.534	11:19:32.557
13 -	16.481	20.017	134.2	13.840	134.4	50.338	90.60	0.507	11:20:22.895
14 -	16.495	20.060	130.8	19.544	28.7	56.099	81.30	6.268	11:21:18.994
15 -	OUTLAP	20.573	133.1	14.106	133.9	1:51.406	40.94	1:01.575	11:23:10.400
16 -	16.684	19.919	136.3	13.652	135.2	50.255	90.75	0.424	11:24:00.655
17 -	16.509	19.842	134.7	13.596	136.3	49.947 (2)	91.31	0.116	11:24:50.602
18 -	16.510	19.873	134.2	13.847	136.3	50.230	90.80	0.399	11:25:40.832
19 -	17.261	19.824	136.1	13.861	134.7	50.946	89.52	1.115	11:26:31.778
20 -	16.440	19.714	136.3	13.677	133.9	49.831 (1)	91.53		11:27:21.609
21 -	16.795	20.088	136.1	18.723	37.4	55.606	82.02	5.775	11:28:17.215
22 -	OUTLAP	20.500	132.8	14.059	133.6	1:08.341	66.74	18.510	11:29:25.556
23 -	16.640	20.098	133.1	13.732	133.1	50.470	90.37	0.639	11:30:16.026
24 -	16.546	19.804	134.4	13.714	132.1	50.064 (3)	91.10	0.233	11:31:06.090

MCRCB BULLETIN TK109

2022 Bennetts British Superbike Championship - Round 4

2022 Pirelli National Superstock Championship with MotoNovo

QUALIFYING - SECTOR ANALYSIS



SECTOR 1 = FL to I1, SECTOR 2 = I1 to I2, SECTOR 3 = I2 to FL, DIFF = Difference To Personal Best Lap, P = Crossed Finish Line in Pit Lane, D = Time Disallowed

P23 99		Ben LUXTON				BMW - Team XG Racing			
IDEAL LAP TIME : 49.900		BEST LAP TIME : 49.913		DIFFERENCE : 0.013					
LAP	SECTOR 1	SECTOR 2		SECTOR 3		LAP TIME	MPH	DIFF	TIME OF DAY
1 -	OUTLAP	23.069	137.2	14.248	136.1				11:02:16.461
2 -	17.384	20.102	137.5	13.906	136.1	51.392	88.75	1.479	11:03:07.853
3 -	17.499	20.236	137.5	13.908	139.2	51.643	88.32	1.730	11:03:59.496
4 -	16.798	19.881	139.2	14.081	134.7	50.760	89.85	0.847	11:04:50.256
5 -	17.255	20.715	136.3	14.000	137.5	51.970	87.76	2.057	11:05:42.226
6 -	16.878	20.259	131.0	13.940	138.9	51.077	89.29	1.164	11:06:33.303
7 -	16.672	20.020	137.7	13.733	137.7	50.425 (3)	90.45	0.512	11:07:23.728
8 -	18.329	21.404	135.0	14.172	135.5	53.905	84.61	3.992	11:08:17.633
9 -	17.016	20.218	133.9	20.811	34.4	58.045	78.57	8.132	11:09:15.678
10 -	OUTLAP	25.879	131.5	14.158	137.5	6:43.179	11.31	5:53.266	11:15:58.857
11 -	17.576	24.297	114.7	15.439	138.3	57.312	79.58	7.399	11:16:56.169
12 -	16.780	19.891	135.8	15.512	135.8	52.183	87.40	2.270	11:17:48.352
13 -	16.814	19.726	138.0	13.706	137.5	50.246 (2)	90.77	0.333	11:18:38.598
14 -	18.329	20.443	136.1	13.900	136.1	52.672	86.59	2.759	11:19:31.270
15 -	17.119	21.929	123.5	14.155	136.6	53.203	85.73	3.290	11:20:24.473
16 -	16.813	19.886	135.0	19.894	29.2	56.593	80.59	6.680	11:21:21.066
17 -	OUTLAP	20.485	129.0	19.478	43.5	4:15.694	17.83	3:25.781	11:25:36.760
18 -	OUTLAP	20.476	135.5	13.899	135.8	2:56.188	25.88	2:06.275	11:28:32.948
19 -	17.678	20.461	136.1	13.659	136.3	51.798	88.05	1.885	11:29:24.746
20 -	16.685	19.664	138.3	13.564	137.7	49.913 (1)	91.38		11:30:14.659
21 -	16.763	22.773	115.3	14.237	136.9	53.773	84.82	3.860	11:31:08.432

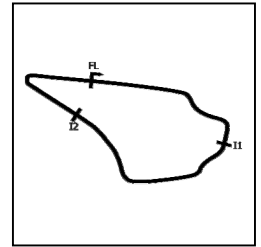
P24 94		Max STANTON				BMW - PHR Performance			
IDEAL LAP TIME : 49.908		BEST LAP TIME : 50.038		DIFFERENCE : 0.130					
LAP	SECTOR 1	SECTOR 2		SECTOR 3		LAP TIME	MPH	DIFF	TIME OF DAY
1 -	OUTLAP	21.901	131.3	14.605	133.9				11:02:08.981
2 -	17.653	21.273	132.3	14.282	137.2	53.208	85.72	3.170	11:03:02.189
3 -	24.640	21.318	133.6	14.193	138.3	1:00.151	75.82	10.113	11:04:02.340
4 -	17.340	20.376	127.3	14.220	124.5	51.936	87.82	1.898	11:04:54.276
5 -	17.423	20.147	129.5	13.880	137.2	51.450	88.65	1.412	11:05:45.726
6 -	16.948	20.072	130.8	13.951	136.6	50.971	89.48	0.933	11:06:36.697
7 -	16.879	20.176	131.0	16.285	132.3	53.340	85.51	3.302	11:07:30.037
8 -	17.527	21.858	120.6	14.555	135.2	53.940	84.55	3.902	11:08:23.977
9 -	16.890	20.348	132.8	14.055	136.1	51.293	88.92	1.255	11:09:15.270
10 -	17.197	21.137	127.8	14.444	136.6	52.778	86.42	2.740	11:10:08.048
11 -	17.019	20.528	130.0	14.098	136.9	51.645	88.31	1.607	11:10:59.693
12 -	16.775	20.233	130.8	13.973	136.6	50.981	89.46	0.943	11:11:50.674
13 -	16.888	20.078	131.3	13.676	137.5	50.642	90.06	0.604	11:12:41.316
14 -	18.113	22.362	113.7	22.945	31.7	1:03.420	71.91	13.382	11:13:44.736
15 -	OUTLAP	21.293	130.5	14.198	137.2	6:30.890	11.66	5:40.852	11:20:15.626
16 -	17.245	20.273	125.4	14.274	138.9	51.792	88.06	1.754	11:21:07.418
17 -	17.023	19.816	134.2	13.721	139.5	50.560 (3)	90.21	0.522	11:21:57.978
18 -	16.758	19.840	136.1	13.606	137.2	50.204 (2)	90.85	0.166	11:22:48.182
19 -	16.734	19.874	137.5	14.007	138.9	50.615	90.11	0.577	11:23:38.797
20 -	16.773	19.712	137.2	13.553	138.6	50.038 (1)	91.15		11:24:28.835
21 -	16.643	19.909	131.0	17.580	136.9	54.132	84.25	4.094	11:25:22.967
22 -	17.206	22.731	113.9	14.476	138.3	54.413	83.82	4.375	11:26:17.380
23 -	16.677	19.765	133.1	14.541	135.0	50.983	89.46	0.945	11:27:08.363
24 -	17.118	20.371	125.4	14.878	137.2	52.367	87.09	2.329	11:28:00.730
25 -	17.332	21.604	98.6	16.081	136.3	55.017	82.90	4.979	11:28:55.747
26 -	16.928	20.230	127.3	14.810	133.1	51.968	87.76	1.930	11:29:47.715
27 -	17.333	20.407	127.8	14.014	136.3	51.754	88.13	1.716	11:30:39.469
28 -	16.905	19.915	135.5	13.802	134.7	50.622	90.10	0.584	11:31:30.091

MCRCB BULLETIN TK109

2022 Bennetts British Superbike Championship - Round 4

2022 Pirelli National Superstock Championship with MotoNovo

QUALIFYING - SECTOR ANALYSIS



SECTOR 1 = FL to I1, SECTOR 2 = I1 to I2, SECTOR 3 = I2 to FL, DIFF = Difference To Personal Best Lap, P = Crossed Finish Line in Pit Lane, D = Time Disallowed

P25 55		Ash BEECH				Suzuki - Jones Dorling Racing		
IDEAL LAP TIME : 49.929		BEST LAP TIME : 50.072		DIFFERENCE : 0.143				
LAP	SECTOR 1	SECTOR 2	SECTOR 3	LAP TIME	MPH	DIFF	TIME OF DAY	
1 -	OUTLAP	27.202	114.7	17.649	97.8		11:03:03.049	
2 -	23.426	21.650	125.4	15.299	125.2	1:00.375	75.54 10.303 11:04:03.424	
3 -	17.930	20.788	134.2	14.463	131.3	53.181	85.76 3.109 11:04:56.605	
4 -	17.317	20.581	135.2	16.553	42.9	54.451	83.76 4.379 11:05:51.056	
5 -	OUTLAP	21.098	133.4	14.104	133.1	1:48.344	42.09 58.272 11:07:39.400	
6 -	16.937	20.083	133.9	14.119	133.9	51.139	89.19 1.067 11:08:30.539	
7 -	16.823	20.107	134.7	14.100	134.4	51.030	89.38 0.958 11:09:21.569	
8 -	16.820	19.859	135.2	14.034	134.4	50.713	89.93 0.641 11:10:12.282	
9 -	16.671	19.819	135.5	13.974	134.4	50.464	90.38 0.392 11:11:02.746	
10 -	17.358	24.226	133.6	18.017	36.7	59.601	76.52 9.529 11:12:02.347	
11 -	OUTLAP	20.392	134.2	14.043	135.5	2:31.673	30.07 1:41.601 11:14:34.020	
12 -	17.476	21.144	135.2	13.940	135.5	52.560	86.77 2.488 11:15:26.580	
13 -	16.746	20.030	135.0	13.848	135.0	50.624	90.09 0.552 11:16:17.204	
14 -	16.675	19.979	135.2	13.902	133.9	50.556	90.21 0.484 11:17:07.760	
15 -	16.882	19.737	135.2	14.189	130.3	50.808	89.77 0.736 11:17:58.568	
16 -	21.188	20.626	130.0	14.418	134.4	56.232	81.11 6.160 11:18:54.800	
17 -	16.805	19.850	136.1	14.104	134.4	50.759	89.85 0.687 11:19:45.559	
18 -	16.734	19.854	135.8	13.749	134.7	50.337	90.61 0.265 11:20:35.896	
19 -	16.687	19.778	135.2	13.724	134.7	50.189 (3)	90.87 0.117 11:21:26.085	
20 -	21.270	28.482	83.0	15.331	136.1	1:05.083	70.08 15.011 11:22:31.168	
21 -	16.690	20.865	123.1	14.515	133.6	52.070	87.59 1.998 11:23:23.238	
22 -	16.949	20.763	118.5	14.246	136.1	51.958	87.78 1.886 11:24:15.196	
23 -	16.679	19.924	135.8	13.892	135.2	50.495	90.32 0.423 11:25:05.691	
24 -	16.664	19.849	135.0	13.811	134.7	50.324	90.63 0.252 11:25:56.015	
25 -	16.584	19.693	135.0	13.816	134.7	50.093 (2)	91.05 0.021 11:26:46.108	
26 -	16.627	19.621	135.8	13.824	134.2	50.072 (1)	91.09 11:27:36.180	
27 -	16.639	19.866	135.0	13.864	132.8	50.369	90.55 0.297 11:28:26.549	
28 -	16.687	19.859	135.2	13.886	134.7	50.432	90.44 0.360 11:29:16.981	
29 -	20.488	21.670	132.6	13.970	134.4	56.128	81.26 6.056 11:30:13.109	
30 -	16.585	19.800	135.0	13.897	132.3	50.282	90.71 0.210 11:31:03.391	

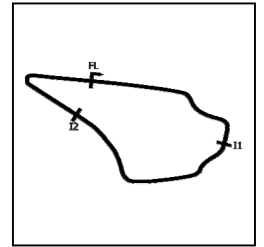
P26 25		Jorel BOERBOOM				Kawasaki - G&S Bict Groep Racing		
IDEAL LAP TIME : 50.810		BEST LAP TIME : 50.834		DIFFERENCE : 0.024				
LAP	SECTOR 1	SECTOR 2	SECTOR 3	LAP TIME	MPH	DIFF	TIME OF DAY	
1 -	OUTLAP	21.637	133.9	14.500	132.3		11:01:59.176	
2 -	17.689	20.624	134.7	13.978	134.4	52.291	87.22 1.457 11:02:51.467	
3 -	17.343	20.270	134.7	14.095	132.6	51.708	88.20 0.874 11:03:43.175	
4 -	17.361	20.360	135.8	14.158	131.3	51.879	87.91 1.045 11:04:35.054	
5 -	17.398	20.295	135.8	14.007	132.3	51.700	88.22 0.866 11:05:26.754	
6 -	16.999	20.316	134.4	14.165	133.1	51.480	88.59 0.646 11:06:18.234	
7 -	17.781	20.735	133.4	18.199	34.5	56.715	80.42 5.881 11:07:14.949	
8 -	OUTLAP	21.166	131.8	14.568	132.3	11:31.089	6.59 10:40.255 11:18:46.038	
9 -	17.423	20.467	130.8	14.176	131.0	52.066	87.60 1.232 11:19:38.104	
10 -	17.369	20.337	134.2	13.877	133.4	51.583	88.42 0.749 11:20:29.687	
11 -	17.242	20.197	135.2	14.000	133.1	51.439	88.67 0.605 11:21:21.126	
12 -	17.207	20.199	135.0	14.025	133.4	51.431	88.68 0.597 11:22:12.557	
13 -	17.100	20.196	132.3	14.000	133.6	51.296	88.91 0.462 11:23:03.853	
14 -	17.082	20.202	135.0	13.947	133.1	51.231 (3)	89.03 0.397 11:23:55.084	
15 -	17.068	20.352	133.9	14.087	133.4	51.507	88.55 0.673 11:24:46.591	
16 -	17.179	20.172	135.8	13.944	132.8	51.295	88.91 0.461 11:25:37.886	
17 -	17.304	20.312	134.4	13.999	133.1	51.615	88.36 0.781 11:26:29.501	
18 -	17.076	20.080	134.2	14.005	133.9	51.161 (2)	89.15 0.327 11:27:20.662	
19 -	16.994	19.939	136.6	13.901	133.9	50.834 (1)	89.72 11:28:11.496	
20 -	17.134	20.488	132.1	15.591	133.6	53.213	85.71 2.379 11:29:04.709	
21 -	17.406	20.550	135.2	14.052	132.8	52.008	87.70 1.174 11:29:56.717	
22 -	17.140	20.623	134.4	14.283	132.6	52.046	87.63 1.212 11:30:48.763	
23 -	17.104	20.379	134.2	14.331	132.6	51.814	88.02 0.980 11:31:40.577	

MCRCB BULLETIN TK109

2022 Bennetts British Superbike Championship - Round 4

2022 Pirelli National Superstock Championship with MotoNovo

QUALIFYING - SECTOR ANALYSIS



SECTOR 1 = FL to I1, SECTOR 2 = I1 to I2, SECTOR 3 = I2 to FL, DIFF = Difference To Personal Best Lap, P = Crossed Finish Line in Pit Lane, D = Time Disallowed

P27 16		James BUCHANAN				Kawasaki - Blue Motion Racing			
IDEAL LAP TIME : 53.308		BEST LAP TIME : 53.411		DIFFERENCE : 0.103					
LAP	SECTOR 1	SECTOR 2		SECTOR 3		LAP TIME	MPH	DIFF	TIME OF DAY
1 -	OUTLAP	22.302	125.4	14.681	128.5				11:02:00.673
2 -	18.429	21.823	124.5	14.887	128.5	55.139	82.72	1.728	11:02:55.812
3 -	18.153	21.565	124.9	14.758	129.0	54.476	83.72	1.065	11:03:50.288
4 -	17.959	21.406	127.3	14.648	128.5	54.013	84.44	0.602	11:04:44.301
5 -	17.953	21.790	124.2	18.552	42.5	58.295	78.24	4.884	11:05:42.596
6 -	OUTLAP	22.033	127.3	14.754	128.5	2:35.524	29.32	1:42.113	11:08:18.120
7 -	17.988	21.814	124.0	14.913	128.0	54.715	83.36	1.304	11:09:12.835
8 -	17.889	21.369	127.8	14.547	128.3	53.805 (3)	84.77	0.394	11:10:06.640
9 -	17.926	21.547	127.3	14.516	131.3	53.989	84.48	0.578	11:11:00.629
10 -	17.796	21.620	124.7	14.526	130.3	53.942	84.55	0.531	11:11:54.571
11 -	17.870	21.574	123.8	14.716	128.5	54.160	84.21	0.749	11:12:48.731
12 -	18.623	21.563	127.5	14.571	130.0	54.757	83.29	1.346	11:13:43.488
13 -	17.746	21.320	128.0	14.345	129.0	53.411 (1)	85.39		11:14:36.899
14 -	17.891	21.749	125.6	14.932	128.0	54.572	83.57	1.161	11:15:31.471
15 -	18.729	22.473	112.4	20.355	39.1	1:01.557	74.09	8.146	11:16:33.028
16 -	OUTLAP	21.813	122.9	15.249	126.1	5:54.712	12.85	5:01.301	11:22:27.740
17 -	18.487	21.328	128.8	14.557	129.3	54.372	83.88	0.961	11:23:22.112
18 -	17.656	21.473	125.2	14.750	129.8	53.879	84.65	0.468	11:24:15.991
19 -	18.367	21.881	121.3	14.750	128.8	54.998	82.93	1.587	11:25:10.989
20 -	17.764	21.307	126.1	14.647	126.1	53.718 (2)	84.90	0.307	11:26:04.707
21 -	17.978	21.551	124.5	14.674	128.3	54.203	84.14	0.792	11:26:58.910
22 -	18.013	21.689	126.1	14.624	126.6	54.326	83.95	0.915	11:27:53.236
23 -	18.297	21.653	123.5	15.147	127.3	55.097	82.78	1.686	11:28:48.333
24 -	19.806	24.928	98.1	21.984	37.4	1:06.718	68.36	13.307	11:29:55.051
25 -	OUTLAP	21.789	125.4	14.982	125.4	1:58.661	38.43	1:05.250	11:31:53.712

MCRCB BULLETIN TK110**2022 Bennetts British Superbike Championship - Round 4****2022 Pirelli National Superstock Championship with MotoNovo****QUALIFYING - BEST SECTORS**

SECTOR 1			SECTOR 2			SECTOR 3			IDEAL / BEST COMPARISON						
POS	NO	NAME	TIME	NO	NAME	TIME	NO	NAME	TIME	POS	NO	NAME	IDEAL	BEST	DIFF
													PERFECT LAP	48.456	
1	75	OLSEN	16.040	21	WARD	19.142	74	TODD	13.274	1	5	KERR	48.574	48.698	0.124
2	77	HARRAN	16.052	5	KERR	19.143	21	WARD	13.316	2	21	WARD	48.614	48.878	0.264
3	40	FRANCIS	16.088	8	ROLLO	19.150	3	McCONNELL	13.324	3	3	McCONNELL	48.651	48.667	0.016
4	86	NESBITT	16.095	74	TODD	19.196	5	KERR	13.329	4	74	TODD	48.668	48.904	0.236
5	5	KERR	16.102	51	ELLIOTT	19.199	86	NESBITT	13.346	5	40	FRANCIS	48.689	48.732	0.043
6	3	McCONNELL	16.105	3	McCONNELL	19.222	40	FRANCIS	13.351	6	51	ELLIOTT	48.716	48.758	0.042
7	51	ELLIOTT	16.153	40	FRANCIS	19.250	71	PAULO	13.356	7	75	OLSEN	48.719	48.771	0.052
8	21	WARD	16.156	75	OLSEN	19.268	8	ROLLO	13.357	8	86	NESBITT	48.757	49.077	0.320
9	7	VERWEY	16.183	18	WINFIELD	19.279	51	ELLIOTT	13.364	9	8	ROLLO	48.781	48.845	0.064
10	74	TODD	16.198	71	PAULO	19.307	75	OLSEN	13.411	10	7	VERWEY	48.902	48.902	0.000
11	11	ALLINGHAM	16.249	7	VERWEY	19.308	7	VERWEY	13.411	11	77	HARRAN	48.902	49.126	0.224
12	8	ROLLO	16.274	86	NESBITT	19.316	18	WINFIELD	13.430	12	71	PAULO	49.056	49.182	0.126
13	10	SHELDON-SHAW	16.315	9	GRIGOR	19.335	11	ALLINGHAM	13.451	13	18	WINFIELD	49.075	49.255	0.180
14	44	NIXON	16.328	77	HARRAN	19.376	77	HARRAN	13.474	14	11	ALLINGHAM	49.089	49.201	0.112
15	18	WINFIELD	16.366	59	TRUELOVE	19.384	19	TALBOT	13.488	15	59	TRUELOVE	49.294	49.452	0.158
16	19	TALBOT	16.373	11	ALLINGHAM	19.389	57	DAY	13.518	16	44	NIXON	49.307	49.447	0.140
17	59	TRUELOVE	16.376	10	SHELDON-SHAW	19.398	59	TRUELOVE	13.534	17	19	TALBOT	49.350	49.643	0.293
18	71	PAULO	16.393	44	NIXON	19.410	94	STANTON	13.553	18	10	SHELDON-SHAW	49.379	49.395	0.016
19	30	McNEALY	16.404	19	TALBOT	19.489	99	LUXTON	13.564	19	9	GRIGOR	49.432	49.617	0.185
20	2	TOMS	16.440	57	DAY	19.541	44	NIXON	13.569	20	30	McNEALY	49.547	49.672	0.125
21	9	GRIGOR	16.473	30	McNEALY	19.558	30	McNEALY	13.585	21	57	DAY	49.557	49.634	0.077
22	57	DAY	16.498	55	BEECH	19.621	2	TOMS	13.596	22	2	TOMS	49.750	49.831	0.081
23	55	BEECH	16.584	99	LUXTON	19.664	9	GRIGOR	13.624	23	99	LUXTON	49.900	49.913	0.013
24	94	STANTON	16.643	94	STANTON	19.712	10	SHELDON-SHAW	13.666	24	94	STANTON	49.908	50.038	0.130
25	99	LUXTON	16.672	2	TOMS	19.714	55	BEECH	13.724	25	55	BEECH	49.929	50.072	0.143
26	25	BOERBOOM	16.994	25	BOERBOOM	19.939	25	BOERBOOM	13.877	26	25	BOERBOOM	50.810	50.834	0.024
27	16	BUCHANAN	17.656	16	BUCHANAN	21.307	16	BUCHANAN	14.345	27	16	BUCHANAN	53.308	53.411	0.103

MCRCB BULLETIN TK111**2022 Bennetts British Superbike Championship - Round 4****2022 Pirelli National Superstock Championship with MotoNovo****QUALIFYING - BEST SPEEDS**

POS	INTERMEDIATE 1			INTERMEDIATE 2			FINISH LINE		
	NO	NAME	MPH	NO	NAME	MPH	NO	NAME	MPH
1				74	TODD	141.8	5	KERR	141.8
2				75	OLSEN	141.2	75	OLSEN	141.5
3				44	NIXON	141.2	21	WARD	141.5
4				11	ALLINGHAM	140.9	74	TODD	141.5
5				59	TRUELOVE	140.9	11	ALLINGHAM	140.9
6				8	ROLLO	140.6	51	ELLIOTT	140.6
7				18	WINFIELD	140.6	7	VERWEY	140.1
8				3	McCONNELL	140.1	57	DAY	139.8
9				7	VERWEY	140.1	94	STANTON	139.5
10				51	ELLIOTT	139.5	77	HARRAN	139.2
11				21	WARD	139.5	99	LUXTON	139.2
12				77	HARRAN	139.5	71	PAULO	138.9
13				57	DAY	139.5	3	McCONNELL	138.6
14				71	PAULO	139.2	86	NESBITT	138.6
15				99	LUXTON	139.2	40	FRANCIS	138.3
16				30	McNEALY	138.6	18	WINFIELD	138.3
17				5	KERR	138.3	8	ROLLO	138.0
18				9	GRIGOR	138.3	9	GRIGOR	137.7
19				19	TALBOT	138.3	19	TALBOT	137.7
20				86	NESBITT	137.7	59	TRUELOVE	136.9
21				10	SHELDON-SHAW	137.5	30	McNEALY	136.9
22				94	STANTON	137.5	10	SHELDON-SHAW	136.3
23				40	FRANCIS	136.9	2	TOMS	136.3
24				25	BOERBOOM	136.6	55	BEECH	136.1
25				2	TOMS	136.3	44	NIXON	135.8
26				55	BEECH	136.1	25	BOERBOOM	134.4
27				16	BUCHANAN	128.8	16	BUCHANAN	131.3

MCRCB BULLETIN TK112

2022 Bennetts British Superbike Championship - Round 4

2022 Pirelli National Superstock Championship with MotoNovo

QUALIFYING - STATISTICS

Competitors Started	27
Planned Start	2022-06-18 @ 10:50:00.000
Actual Start	2022-06-18 @ 11:01:00.446
Finish Time	2022-06-18 @ 11:31:00.446
Track Length	1.2669mi.
Total Laps	650
Total Distance Covered	823.5343mi.

Session Fastest Lap History

NO	NAME	LAP TIME	TIME OF DAY	LAP	VEHICLE
9	Callum GRIGOR	50.323	11:02:44.742	2	Kawasaki
40	Joe FRANCIS	49.285	11:03:14.107	2	Kawasaki
40	Joe FRANCIS	49.202	11:04:03.309	3	Kawasaki
86	Charlie NESBITT	49.126	11:08:43.773	8	Suzuki
3	Billy McCONNELL	48.906	11:09:49.355	10	Honda
3	Billy McCONNELL	48.886	11:11:29.345	12	Honda
5	Richard KERR	48.698	11:17:01.563	12	Honda
3	Billy McCONNELL	48.667	11:27:22.803	21	Honda

Flag History

TYPE	TIME OF DAY
GREEN	11:01:00.446
FINISH	11:31:00.446

Flag Statistics

TYPE	COUNT	TOTAL LAPS	TOTAL TIME
Green	1	30	31:07.153
Red	0	0	0.000
Safety Car	0	0	0.000
FCY	0	0	0.000

MCRCB BULLETIN TK113

2022 Bennetts British Superbike Championship - Round 4

2022 Pirelli National Superstock Championship with MotoNovo

QUALIFYING - SESSION NOTES

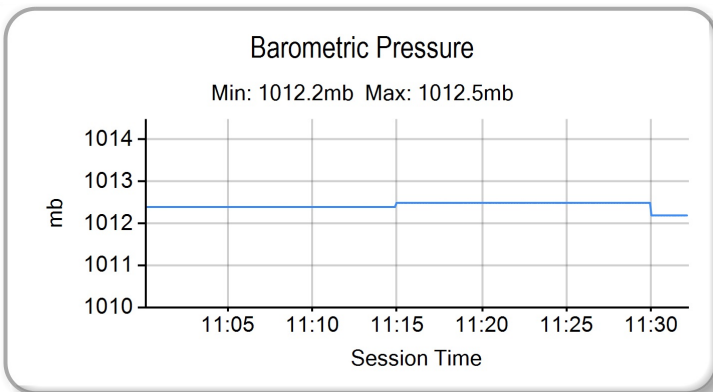
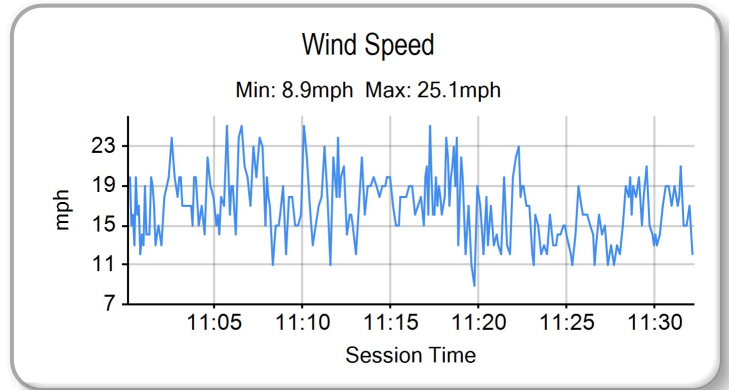
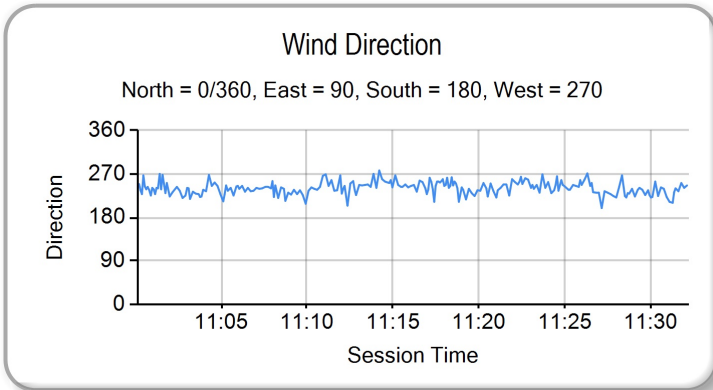
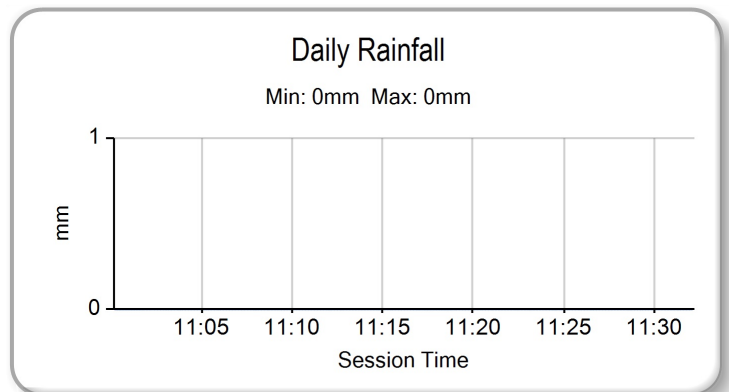
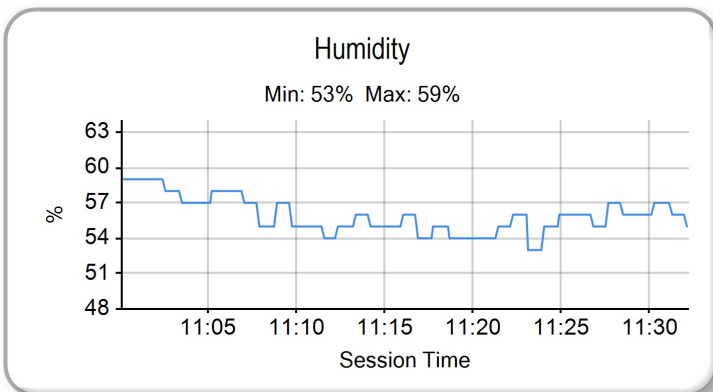
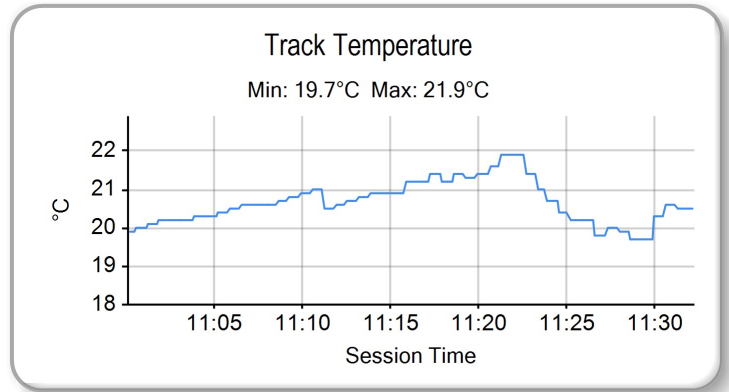
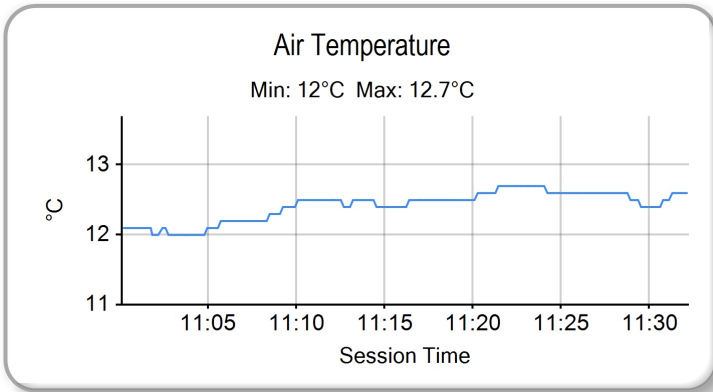
TIME	MESSAGE
11:03:38	#8 - NO WORKING TRANSPONDER
11:18:41	NO.86 FALLER AT TURN 9 - RIDER OK

MCRCB BULLETIN TK114

2022 Bennetts British Superbike Championship - Round 4

2022 Pirelli National Superstock Championship with MotoNovo

QUALIFYING - WEATHER CONDITIONS





ROW 9	27	16	53.411	James BUCHANAN	26	25	50.834	Jorel BOERBOOM	25	55	50.072	Ash BEECH
ROW 8	24	94	50.038	Max STAINTON	23	99	49.913	Ben LUXTON	22	2	49.831	TJ TOMS
ROW 7	21	30	49.672	Rob McNEALY	20	19	49.643	Joe TALBOT	19	57	49.634	Levi DAY
ROW 6	18	9	49.617	Callum GRIGOR	17	59	49.452	Matt TRUELOVE	16	44	49.447	Jack NIXON
ROW 5	15	10	49.395	Joe SHELDON-SHAW	14	18	49.255	Shaun WINFIELD	13	11	49.201	David ALLINGHAM
ROW 4	12	71	49.182	Matthew PAULO	11	77	49.126	Brent HARRAN	10	86	49.077	Charlie NESBITT
ROW 3	9	74	48.904	Davey TODD	8	7	48.902	Kade VERWEY	7	21	48.878	Tom WARD
ROW 2	6	8	48.845	Lewis ROLLO	5	75	48.771	Alex OLSEN	4	51	48.758	Brayden ELLIOTT
ROW 1	3	40	48.732	Joe FRANCIS	2	5	48.698	Richard KERR	1	3	48.667	Billy McCONNELL
												Pole

Knockhill: 1.2669 miles

These results are provisional until the conclusion of any judicial and technical matters.

Race Director :	Stewards :	Timekeeper : Richard Evans
-----------------	------------	----------------------------

Results can be found at www.britishsuperbike.com

Printed - 11:35 Saturday, 18 June 2022



RACE 1 - CLASSIFICATION



POS	NO	NAME	NAT	ENTRY	LAPS	TIME	GAP	DIFF	MPH	BEST	ON
1	3	Billy McCONNELL	AUS	Honda - C&L Fairburn Properties / Jackson Racing	24	19:40.258			92.74	48.763	21
2	51	Brayden ELLIOTT	AUS	Honda - CFS Filtration No Bull Racing	24	19:40.888	0.630	0.630	92.69	48.781	8
3	21	Tom WARD	GBR	Aprilia - IN Competition / Aprilia	24	19:41.929	1.671	1.041	92.61	48.798	16
4	5	Richard KERR	IRL	Honda - AMD Motorsport	24	19:42.322	2.064	0.393	92.58	48.793	5
5	75	Alex OLSEN	GBR	BMW - FHO Racing with Kobelco	24	19:46.118	5.860	3.796	92.28	48.906	9
6	86	Charlie NESBITT	GBR	Suzuki - VisionTrack Suzuki	24	19:46.585	6.327	0.467	92.25	48.889	15
7	8	Lewis ROLLO	GBR	Honda - Milenco by Padgetts Motorcycles	24	19:48.214	7.956	1.629	92.12	48.799	8
8	40	Joe FRANCIS	GBR	Kawasaki - Stauff Fluid Power Kawasaki	24	19:56.158	15.900	7.944	91.51	49.259	2
9	77	Brent HARRAN	RSA	Honda - Optimum Bikes Racing	24	20:00.785	20.527	4.627	91.16	49.431	9
10	10	Joe SHELDON-SHAW	GBR	Suzuki - Forward Vision Racing	24	20:02.719	22.461	1.934	91.01	49.431	9
11	19	Joe TALBOT	GBR	Kawasaki - Cheshire Mouldings Kawasaki by JR Pe	24	20:04.485	24.227	1.766	90.88	49.541	9
12	18	Shaun WINFIELD	GBR	Honda - TAG Racing Honda	24	20:07.967	27.709	3.482	90.62	49.605	6
13	71	Matthew PAULO	GBR	BMW - Matthew Paulo Racing Team	24	20:08.027	27.769	0.060	90.61	49.398	12
14	44	Jack NIXON	GBR	BMW - FHO Racing with Kobelco	24	20:08.187	27.929	0.160	90.60	49.602	8
15	57	Levi DAY	AUS	Suzuki - Powerslide Motorcycles Racing	24	20:09.281	29.023	1.094	90.52	49.797	9
16	2	TJ TOMS	GBR	Kawasaki - Platform Hire Racing	24	20:09.389	29.131	0.108	90.51	49.470	17
17	99	Ben LUXTON	GBR	BMW - Team XG Racing	24	20:16.552	36.294	7.163	89.98	49.761	3
18	59	Matt TRUELOVE	GBR	Aprilia - IN Competition / Aprilia	24	20:19.569	39.311	3.017	89.75	49.750	4
19	9	Callum GRIGOR	GBR	Kawasaki - Grigor Racing	24	20:20.153	39.895	0.584	89.71	49.368	4
20	25	Jorel BOERBOOM	NLD	Kawasaki - G&S Bict Groep Racing	23	19:54.851	1 Lap	1 Lap	87.79	50.712	4

NOT CLASSIFIED

DNF	74	Davey TODD	GBR	Honda - Milenco by Padgetts Motorcycles	19	15:37.786	5 Laps	4 Laps	92.41	48.797	9
DNF	30	Rob McNEALY	GBR	BMW - McNealy Brown	17	14:21.327	7 Laps	2 Laps	90.02	49.714	4
NC	16	James BUCHANAN	GBR	Kawasaki - Blue Motion Racing	17	19:47.502	7 Laps	5:26.175	65.29	53.338	15
DNF	7	Kade VERWEY	GBR	BMW - Team XG Racing	9	7:31.710	15 Laps	8 Laps	90.87	49.538	4
DNF	11	David ALLINGHAM	GBR	Honda - TAG Racing Honda	9	7:31.847	15 Laps	0.137	90.84	49.492	6
DNF	55	Ash BEECH	GBR	Suzuki - Jones Dorling Racing	9	7:43.066	15 Laps	11.219	88.64	50.000	8
DNF	94	Max STANTON	GBR	BMW - PHR Performance	5	4:22.332	19 Laps	4 Laps	86.93	50.337	4

FASTEST LAP

3	Billy McCONNELL	AUS	Honda - C&L Fairburn Properties / Jackson Racing	21	48.763	93.53 mph	150.53 kph
---	-----------------	-----	--	----	--------	-----------	------------

Weather / Track : Cloudy / Dry

These results are provisional until the conclusion of any judicial and technical matters.

Race Distance: 24 Laps / 30.40 miles

Knockhill: 1.2669 miles

Date: 18/06/2022 Start: 15:40 Finish: 15:59

Race Director :	Stewards :	Timekeeper : Richard Evans
-----------------	------------	----------------------------

Results can be found at www.britishsuperbike.com

Printed - 16:01 Saturday, 18 June 2022



MCRCB BULLETIN TK173

2022 Bennetts British Superbike Championship - Round 4

2022 Pirelli National Superstock Championship with MotoNovo

RACE 1 - LAP CHART

LAP 1 @ 15:41:06.818

NO	BEHIND	LAP TIME
5		51.276
40	0.617	51.893
51	0.788	52.064
3	1.002	52.278
8	1.265	52.541
21	1.630	52.906
75	1.701	52.977
86	1.919	53.195
74	2.185	53.461
7	2.363	53.639
44	2.694	53.970
11	2.797	54.073
10	2.873	54.149
77	3.056	54.332
9	3.340	54.616
71	3.576	54.852
18	3.801	55.077
19	4.023	55.299
57	4.187	55.463
59	4.657	55.933
30	4.968	56.244
2	5.278	56.554
99	5.358	56.634
55	5.688	56.964
94	6.348	57.624
25	6.414	57.690
16	8.124	59.400

LAP 2 @ 15:41:55.869

NO	BEHIND	LAP TIME
5		49.051
51	0.762	49.025
40	0.825	49.259
3	0.992	49.041
8	1.259	49.045
21	1.519	48.940
75	1.884	49.234
86	2.396	49.528
74	2.616	49.482
7	3.034	49.722
44	3.555	49.912
11	3.857	50.111
77	4.048	50.043
10	4.156	50.334
9	4.377	50.088
71	4.576	50.051
18	5.059	50.309
57	5.290	50.154
19	5.290	50.318
59	5.840	50.234
30	6.181	50.264
99	6.733	50.426
2	6.901	50.674
55	7.761	51.124
25	8.627	51.264
94	8.866	51.569
16	12.418	53.345

LAP 3 @ 15:42:44.888

NO	BEHIND	LAP TIME
5		49.019
51	1.040	49.297

40	1.122	49.316
3	1.208	49.235
8	1.453	49.213
21	1.780	49.280
75	1.929	49.064
86	2.472	49.095
74	2.733	49.136
7	3.640	49.625
44	4.208	49.672
11	4.386	49.548
77	4.733	49.704
10	4.989	49.852
9	5.162	49.804
71	5.509	49.952
18	5.848	49.808
19	5.979	49.708
57	6.227	49.956
59	6.739	49.918
30	7.113	49.951
99	7.475	49.761
2	8.156	50.274
55	9.473	50.731
94	10.731	50.884
25	10.957	51.349
16	17.337	53.938

LAP 4 @ 15:43:33.783

NO	BEHIND	LAP TIME
5		48.895
51	1.030	48.885
3	1.480	49.167
8	1.707	49.149
21	2.089	49.204
75	2.541	49.507
40	2.569	50.342
74	2.827	48.989
86	3.139	49.562
7	4.283	49.538
11	5.116	49.625
44	5.209	49.896
77	5.302	49.464
9	5.635	49.368
10	6.068	49.974
71	6.346	49.732
18	6.616	49.663
19	6.850	49.766
57	7.409	50.077
59	7.594	49.750
30	7.932	49.714
99	8.464	49.884
2	9.395	50.134
55	11.048	50.470
94	12.173	50.337
25	12.774	50.712
16	22.729	54.287

LAP 5 @ 15:44:22.576

NO	BEHIND	LAP TIME
5		48.793
51	1.259	49.022
3	1.567	48.880
8	1.884	48.970
21	2.598	49.302
75	2.939	49.191
74	3.303	49.269

40	3.543	49.767
86	3.763	49.417
7	5.165	49.675
11	6.216	49.893
44	6.514	50.098
77	6.732	50.223
9	7.103	50.261
18	7.631	49.808
10	7.821	50.546
71	7.924	50.371
19	8.146	50.089
57	8.810	50.194
59	9.161	50.360
30	9.443	50.304
99	10.091	50.420
2	10.788	50.186
55	12.655	50.400
25	15.016	51.035
94	15.298	51.918
16	28.046	54.110

LAP 6 @ 15:45:11.638

NO	BEHIND	LAP TIME
5		49.062
51	1.307	49.110
3	1.482	48.977
8	1.970	49.148
21	2.427	48.891
75	2.842	48.965
74	3.267	49.026
40	3.990	49.509
86	4.346	49.645
7	5.966	49.863
11	6.646	49.492
44	7.305	49.853
77	7.731	50.061
9	7.977	49.936
18	8.174	49.605
10	8.406	49.647
19	9.216	50.132
71	9.544	50.682
57	9.738	49.990
59	10.209	50.110
30	10.544	50.163
99	11.236	50.207
2	11.813	50.087
55	13.906	50.313
25	17.319	51.365
16	33.618	54.634

LAP 7 @ 15:46:00.685

NO	BEHIND	LAP TIME
5		49.047
51	1.153	48.893
3	1.495	49.060
8	1.949	49.026
21	2.538	49.158
75	2.932	49.137
74	3.209	48.989
40	4.250	49.307
86	4.467	49.168
7	6.771	49.852
11	7.324	49.725
44	7.920	49.662
77	8.203	49.519

10	9.026	49.667
18	9.289	50.162
9	9.662	50.732
19	9.876	49.707
71	10.137	49.640
57	10.746	50.055
59	11.192	50.030
30	11.520	50.023
99	12.294	50.105
2	12.904	50.138
55	15.021	50.162
25	19.901	51.629
16	38.613	54.042

LAP 8 @ 15:46:49.841

NO	BEHIND	LAP TIME
5		49.156
51	0.778	48.781
3	1.106	48.767
8	1.592	48.799
21	2.203	48.821
75	2.728	48.952
74	2.983	48.930
86	4.482	49.171
40	4.652	49.558
7	7.346	49.731
11	7.790	49.622
44	8.366	49.602
77	8.750	49.703
10	9.729	49.859
18	10.373	50.240
19	10.580	49.860
9	11.353	50.847
71	11.570	50.589
57	11.782	50.192
59	12.142	50.106
30	12.534	50.170
99	13.281	50.143
2	13.813	50.065
55	15.865	50.000
25	22.412	51.667
16	43.301	53.844

LAP 9 @ 15:47:38.948

NO	BEHIND	LAP TIME
5		49.107
51	0.478	48.807
3	0.902	48.903
8	1.354	48.869
21	2.182	49.086
75	2.527	48.906
74	2.673	48.797
86	4.741	49.366
40	5.368	49.823
7	8.304	50.065
11	8.441	49.758
44	8.976	49.717
77	9.074	49.431
10	10.053	49.431
18	10.872	49.606
19	11.014	49.541
9	12.173	49.927
71	12.328	49.865
57	12.472	49.797
30	13.486	50.059

LAP 10 @ 15:48:28.299

NO	BEHIND	LAP TIME
5		49.351
3	0.743	49.192
51	0.923	49.796
8	1.311	49.308
21	2.169	49.338
74	2.525	49.203
75	2.702	49.526
86	4.729	49.339
40	5.708	49.691
77	9.582	49.859
44	10.103	50.478
10	10.306	49.604
18	11.270	49.749
19	11.700	50.037
71	13.013	50.036
9	13.397	50.575
57	13.430	50.309
30	14.055	49.920
59	15.094	50.645
99	15.229	50.374
2	15.595	50.392
25	27.253	51.943

LAP 11 @ 15:49:17.832

NO	BEHIND	LAP TIME
5		49.533
3	0.401	49.191
51	0.663	49.273
8	1.825	50.047
21	1.876	49.240
74	2.233	49.241
75	2.867	49.698
86	4.750	49.554
16	1 Lap	55.953
40	5.624	49.449
77	9.955	49.906
10	10.759	49.986
44	11.088	50.518
18	11.507	49.770
19	12.075	49.908
71	13.205	49.725
57	14.056	50.159
9	14.754	50.890
30	15.071	50.549
59	15.745	50.184
99	16.557	50.861
2	16.797	50.735
25	29.371	51.651

LAP 12 @ 15:50:06.820

NO	BEHIND	LAP TIME
5		48.988
3	0.298	48.885
51	0.580	48.905
21	1.981	49.093

MCRCB BULLETIN TK173

2022 Bennetts British Superbike Championship - Round 4

2022 Pirelli National Superstock Championship with MotoNovo

RACE 1 - LAP CHART

8	2.408	49.571
74	2.597	49.352
75	3.431	49.552
86	5.151	49.389
40	6.137	49.501
77	10.938	49.971
16	1 Lap	54.714
10	11.422	49.651
44	12.096	49.996
18	12.478	49.959
19	12.689	49.602
71	13.615	49.398
57	15.045	49.977
9	16.615	50.849
30	16.870	50.787
59	17.293	50.536
2	17.962	50.153
99	18.279	50.710
25	31.877	51.494

LAP 13 @ 15:50:56.015		
NO	BEHIND	LAP TIME

3		48.897
5	0.048	49.243
51	0.300	48.915
21	2.148	49.362
8	2.414	49.201
74	2.545	49.143
75	3.341	49.105
86	4.931	48.975
40	6.208	49.266
77	11.323	49.580
10	12.048	49.821
18	13.691	50.408
44	13.771	50.870
19	13.790	50.296
71	15.767	51.347
57	16.429	50.579
30	18.208	50.533
9	18.580	51.160
59	18.717	50.619
2	18.903	50.136
99	19.255	50.171
16	1 Lap	59.764
25	34.002	51.320

LAP 14 @ 15:51:45.342		
NO	BEHIND	LAP TIME

3		49.327
5	0.037	49.316
51	0.257	49.284
21	1.691	48.870
8	2.119	49.032
74	2.451	49.233
75	3.055	49.041
86	4.568	48.964
40	6.368	49.487
77	12.091	50.095
10	12.895	50.174
18	14.175	49.811
19	14.283	49.820
44	14.604	50.160
71	16.240	49.800
57	17.178	50.076
30	19.481	50.600

2	20.027	50.451
59	20.253	50.863
9	20.597	51.344
99	20.721	50.793
25	36.067	51.392

LAP 15 @ 15:52:34.193		
NO	BEHIND	LAP TIME

3		48.851
5	0.583	49.397
51	0.598	49.192
21	1.874	49.034
8	2.326	49.058
74	2.574	48.974
75	3.163	48.959
86	4.606	48.889
40	7.088	49.571
77	13.029	49.789
10	13.767	49.723
19	15.300	49.868
18	15.763	50.439
44	15.979	50.226
71	17.861	50.472
57	18.600	50.273
30	20.815	50.185
2	21.124	49.948
59	21.666	50.264
99	22.178	50.308
9	22.589	50.843
25	38.844	51.628

LAP 16 @ 15:53:23.065		
NO	BEHIND	LAP TIME

3		48.872
5	0.721	49.010
51	0.978	49.252
21	1.800	48.798
8	2.439	48.985
74	2.626	48.924
75	3.420	49.129
86	5.003	49.269
40	8.016	49.800
77	13.812	49.655
10	14.763	49.868
19	16.315	49.887
18	16.961	50.070
44	17.138	50.031
71	18.423	49.434
57	19.647	49.919
2	22.319	50.067
30	22.886	50.943
59	22.966	50.172
99	23.607	50.301
9	24.576	50.859
25	41.316	51.344

LAP 17 @ 15:54:11.935		
NO	BEHIND	LAP TIME

3		48.870
5	0.823	48.972
51	1.077	48.969
21	1.809	48.879
8	2.639	49.070
74	2.840	49.084

75	3.556	49.006
86	5.095	48.962
40	8.744	49.598
77	14.736	49.794
10	16.155	50.262
19	17.284	49.839
18	18.073	49.982
44	18.331	50.063
71	19.254	49.701
57	20.775	49.998
2	22.919	49.470
59	24.634	50.538
30	24.934	50.918
99	24.955	50.218
9	26.497	50.791
25	43.748	51.302

LAP 18 @ 15:55:01.029		
NO	BEHIND	LAP TIME

3		49.094
51	0.859	48.876
5	0.910	49.181
21	1.669	48.954
8	2.912	49.367
74	3.046	49.300
75	3.811	49.349
86	4.963	48.962
40	9.436	49.786
77	15.787	50.145
10	17.150	50.089
19	18.185	49.995
18	18.803	49.824
44	19.198	49.961
71	20.213	50.053
57	21.633	49.952
2	23.398	49.573
59	25.919	50.379
99	26.087	50.226
9	28.436	51.033
25	46.190	51.536

LAP 19 @ 15:55:49.981		
NO	BEHIND	LAP TIME

3		48.952
51	0.819	48.912
5	1.453	49.495
21	1.844	49.127
74	3.347	49.253
8	3.655	49.695
75	4.194	49.335
86	5.118	49.107
40	10.318	49.834
77	17.172	50.337
10	18.314	50.116
19	19.368	50.135
18	20.085	50.234
44	20.401	50.155
71	21.169	49.908
57	22.736	50.055
2	24.475	50.029
59	27.341	50.374
99	27.517	50.382
9	30.473	50.989
16	6 Laps	5:09.656

LAP 20 @ 15:56:38.917		
NO	BEHIND	LAP TIME

3		48.936
51	0.936	49.053
5	1.619	49.102
21	1.987	49.079
25	1 Lap	54.829
8	4.295	49.576
75	4.627	49.369
86	5.493	49.311
40	11.359	49.977
77	18.197	49.961
10	19.232	49.854
19	20.366	49.934
18	21.368	50.219
44	21.593	50.128
71	22.241	50.008
57	24.086	50.286
2	25.447	49.908
59	29.045	50.640
99	29.098	50.517
9	32.646	51.109
16	6 Laps	53.567

LAP 21 @ 15:57:27.680		
NO	BEHIND	LAP TIME

3		48.763
51	1.357	49.184
5	1.777	48.921
21	2.178	48.954
75	5.280	49.416
8	5.793	50.261
86	6.111	49.381
25	1 Lap	53.648
40	12.796	50.200
77	19.401	49.967
10	20.349	49.880
19	21.664	50.061
18	23.086	50.481
44	23.246	50.416
71	23.512	50.034
57	25.787	50.464
2	26.463	49.779
59	30.825	50.543
99	31.023	50.688
9	34.613	50.730
16	6 Laps	53.338

LAP 22 @ 15:58:17.266		
NO	BEHIND	LAP TIME

3		49.586
51	0.923	49.152
21	1.684	49.092
5	1.769	49.578
75	5.143	49.449
86	6.049	49.524
8	6.255	50.048
25	1 Lap	51.493
40	13.520	50.310
77	19.666	49.851
10	20.878	50.115
19	22.494	50.416
18	24.444	50.944
44	24.576	50.916

71	24.837	50.911
57	26.639	50.438
2	26.943	50.066
59	33.007	51.768
99	33.188	51.751
9	37.228	52.201

LAP 23 @ 15:59:06.687		
NO	BEHIND	LAP TIME

3		49.421
51	0.696	49.194
21	1.640	49.377
5	2.171	49.823
16	7 Laps	54.760
75	5.180	49.458
86	6.036	49.408
8	6.664	49.830
25	1 Lap	51.423
40	14.279	50.180
77	19.854	49.609
10	21.381	49.924
19	23.094	50.021
18	25.845	50.822
44	25.971	50.816
71	26.147	50.731
57	27.523	50.305
2	27.779	50.257
99	34.663	50.896
59	36.982	53.396
9	38.482	50.675

LAP 24 @ 15:59:55.800		
NO	BEHIND	LAP TIME

3		49.113
51	0.630	49.047
21	1.671	49.144
5	2.064	49.006
75	5.860	49.793
86	6.327	49.404
16	7 Laps	54.063
8	7.956	50.405
25	1 Lap	51.781
40	15.900	50.734
77	20.527	49.786
10	22.461	50.193
19	24.227	50.246
18	27.709	50.977
71	27.769	50.735
44	27.929	51.071
57	29.023	50.613
2	29.131	50.465
99	36.294	50.744
59	39.311	51.442
9	39.895	50.526

MCRCB BULLETIN TK174

2022 Bennetts British Superbike Championship - Round 4

2022 Pirelli National Superstock Championship with MotoNovo

RACE 1 - POSITION CHART

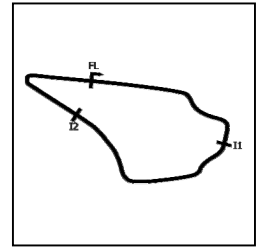
No	Name	Lap																								
		Pos	1	2	3	4	5	6	7	8	9	10	11	12	13	14	15	16	17	18	19	20	21	22	23	24
3	McCONNELL	1	5	5	5	5	5	5	5	5	5	5	5	5	3	3	3	3	3	3	3	3	3	3	3	3
5	KERR	2	40	51	51	51	51	51	51	51	51	3	3	3	5	5	5	5	5	51	51	51	51	51	51	51
40	FRANCIS	3	51	40	40	3	3	3	3	3	3	51	51	51	51	51	51	51	51	5	5	5	5	21	21	21
51	ELLIOTT	4	3	3	3	8	8	8	8	8	8	8	8	21	21	21	21	21	21	21	21	21	21	5	5	5
75	OLSEN	5	8	8	8	21	21	21	21	21	21	21	21	8	8	8	8	8	8	8	74	8	75	75	75	
8	ROLLO	6	21	21	21	75	75	75	75	75	75	74	74	74	74	74	74	74	74	74	8	75	8	86	86	
21	WARD	7	75	75	75	40	74	74	74	74	74	75	75	75	75	75	75	75	75	75	75	86	86	8	8	
7	VERWEY	8	86	86	86	74	40	40	40	86	86	86	86	86	86	86	86	86	86	86	86	40	40	40	40	
74	TODD	9	74	74	74	86	86	86	86	40	40	40	40	40	40	40	40	40	40	40	40	77	77	77	77	
86	NESBITT	10	7	7	7	7	7	7	7	7	77	77	77	77	77	77	77	77	77	77	77	10	10	10	10	
77	HARRAN	11	44	44	44	11	11	11	11	11	11	44	10	10	10	10	10	10	10	10	10	19	19	19	19	
71	PAULO	12	11	11	11	44	44	44	44	44	44	10	44	44	18	18	19	19	19	19	19	18	18	18	18	
11	ALLINGHAM	13	10	77	77	77	77	77	77	77	77	18	18	18	44	19	18	18	18	18	18	44	44	44	44	
18	WINFIELD	14	77	10	10	9	9	9	10	10	10	19	19	19	19	44	44	44	44	44	44	71	71	71	71	
10	SHELDON-SHAW	15	9	9	9	10	18	18	18	18	18	71	71	71	71	71	71	71	71	71	71	57	57	57	57	
44	NIXON	16	71	71	71	71	10	10	9	19	19	9	57	57	57	57	57	57	57	57	57	2	2	2	2	
59	TRUELOVE	17	18	18	18	18	71	19	19	9	9	57	9	9	30	30	30	2	2	2	2	59	59	59	99	
9	GRIGOR	18	19	57	19	19	19	71	71	71	71	30	30	30	9	2	2	30	59	59	59	99	99	99	59	
57	DAY	19	57	19	57	57	57	57	57	57	57	59	59	59	59	59	59	59	59	30	99	99	9	9	9	
19	TALBOT	20	59	59	59	59	59	59	59	59	30	99	99	2	2	9	99	99	99	9	9	25	25	25	25	
30	McNEALY	21	30	30	30	30	30	30	30	59	2	2	99	99	99	9	9	9	25	25						
2	TOMS	22	2	99	99	99	99	99	99	99	99	25	25	25	25	25	25	25	25							
99	LUXTON	23	99	2	2	2	2	2	2	2	2	16	16	16	16	16	16	16	16							
94	STANTON	24	55	55	55	55	55	55	55	55																
55	BEECH	25	94	25	94	94	25	25	25	25																
25	BOERBOOM	26	25	94	25	25	94	16	16	16																
16	BUCHANAN	27	16	16	16	16	16																			

MCRCB BULLETIN TK175

2022 Bennetts British Superbike Championship - Round 4

2022 Pirelli National Superstock Championship with MotoNovo

RACE 1 - SECTOR ANALYSIS



SECTOR 1 = FL to I1, SECTOR 2 = I1 to I2, SECTOR 3 = I2 to FL, DIFF = Difference To Personal Best Lap, P = Crossed Finish Line in Pit Lane, D = Time Disallowed

P1		3		Billy McCONNELL		Honda - C&L Fairburn Properties / Jackson Racing			
IDEAL LAP TIME : 48.594		BEST LAP TIME : 48.763		DIFFERENCE : 0.169					
LAP	SECTOR 1	SECTOR 2		SECTOR 3		LAP TIME	MPH	DIFF	TIME OF DAY
1 -		19.439	139.5	13.797	140.1	52.278	87.24	3.515	15:41:07.820
2 -	16.301	19.161	142.1	13.579	139.5	49.041	93.00	0.278	15:41:56.861
3 -	16.463	19.201	142.7	13.571	138.9	49.235	92.63	0.472	15:42:46.096
4 -	16.256	19.310	137.2	13.601	138.3	49.167	92.76	0.404	15:43:35.263
5 -	16.092	19.194	139.5	13.594	135.8	48.880	93.31	0.117	15:44:24.143
6 -	16.285	19.086	138.6	13.606	137.7	48.977	93.12	0.214	15:45:13.120
7 -	16.244	19.144	139.5	13.672	136.1	49.060	92.97	0.297	15:46:02.180
8 -	16.175	19.098	139.8	13.494	138.6	48.767 (2)	93.52	0.004	15:46:50.947
9 -	16.131	19.232	138.6	13.540	138.0	48.903	93.26	0.140	15:47:39.850
10 -	16.154	19.573	136.3	13.465	137.7	49.192	92.72	0.429	15:48:29.042
11 -	16.271	19.155	139.2	13.765	136.3	49.191	92.72	0.428	15:49:18.233
12 -	16.116	19.152	136.3	13.617	137.7	48.885	93.30	0.122	15:50:07.118
13 -	16.107	19.374	136.6	13.416	136.6	48.897	93.28	0.134	15:50:56.015
14 -	16.574	19.227	136.1	13.526	137.2	49.327	92.46	0.564	15:51:45.342
15 -	16.199	19.236	138.3	13.416	136.6	48.851 (3)	93.36	0.088	15:52:34.193
16 -	16.171	19.264	135.8	13.437	137.7	48.872	93.32	0.109	15:53:23.065
17 -	16.110	19.293	136.3	13.467	136.6	48.870	93.33	0.107	15:54:11.935
18 -	16.093	19.437	133.4	13.564	136.1	49.094	92.90	0.331	15:55:01.029
19 -	16.203	19.190	136.6	13.559	136.6	48.952	93.17	0.189	15:55:49.981
20 -	16.100	19.294	136.3	13.542	136.1	48.936	93.20	0.173	15:56:38.917
21 -	16.140	19.195	137.7	13.428	136.1	48.763 (1)	93.53		15:57:27.680
22 -	16.294	19.574	136.6	13.718	130.8	49.586	91.98	0.823	15:58:17.266
23 -	16.405	19.500	137.2	13.516	136.1	49.421	92.29	0.658	15:59:06.687
24 -	16.228	19.449	136.9	13.436	137.5	49.113	92.86	0.350	15:59:55.800

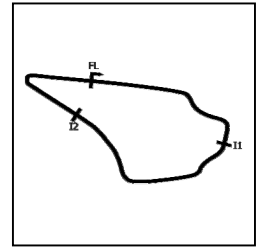
P2		51		Brayden ELLIOTT		Honda - CFS Filtration No Bull Racing			
IDEAL LAP TIME : 48.610		BEST LAP TIME : 48.781		DIFFERENCE : 0.171					
LAP	SECTOR 1	SECTOR 2		SECTOR 3		LAP TIME	MPH	DIFF	TIME OF DAY
1 -		19.356	138.6	13.845	138.3	52.064	87.60	3.283	15:41:07.606
2 -	16.333	19.101	137.7	13.591	136.3	49.025	93.03	0.244	15:41:56.631
3 -	16.528	19.128	138.9	13.641	136.1	49.297	92.52	0.516	15:42:45.928
4 -	16.238	19.102	137.5	13.545	138.6	48.885	93.30	0.104	15:43:34.813
5 -	16.213	19.214	134.4	13.595	137.5	49.022	93.04	0.241	15:44:23.835
6 -	16.294	19.171	136.1	13.645	136.6	49.110	92.87	0.329	15:45:12.945
7 -	16.214	19.149	138.3	13.530	137.7	48.893	93.28	0.112	15:46:01.838
8 -	16.186	19.103	139.2	13.492	139.2	48.781 (1)	93.50		15:46:50.619
9 -	16.194	19.119	136.1	13.494	139.2	48.807 (2)	93.45	0.026	15:47:39.426
10 -	16.153	20.130	135.5	13.513	138.0	49.796	91.59	1.015	15:48:29.222
11 -	16.392	19.127	138.3	13.754	139.2	49.273	92.56	0.492	15:49:18.495
12 -	16.195	19.055	139.8	13.655	139.8	48.905	93.26	0.124	15:50:07.400
13 -	16.158	19.231	135.8	13.526	138.6	48.915	93.24	0.134	15:50:56.315
14 -	16.454	19.180	138.3	13.650	139.5	49.284	92.54	0.503	15:51:45.599
15 -	16.445	19.271	141.2	13.476	137.5	49.192	92.72	0.411	15:52:34.791
16 -	16.455	19.275	137.7	13.522	139.5	49.252	92.60	0.471	15:53:24.043
17 -	16.205	19.203	140.1	13.561	139.8	48.969	93.14	0.188	15:54:13.012
18 -	16.236	19.209	140.9	13.431	137.5	48.876 (3)	93.32	0.095	15:55:01.888
19 -	16.236	19.196	137.2	13.480	138.0	48.912	93.25	0.131	15:55:50.800
20 -	16.216	19.279	135.8	13.558	138.0	49.053	92.98	0.272	15:56:39.853
21 -	16.292	19.330	135.8	13.562	135.8	49.184	92.73	0.403	15:57:29.037
22 -	16.354	19.396	137.7	13.402	137.7	49.152	92.79	0.371	15:58:18.189
23 -	16.233	19.487	134.4	13.474	138.9	49.194	92.71	0.413	15:59:07.383
24 -	16.212	19.287	136.1	13.548	137.7	49.047	92.99	0.266	15:59:56.430

MCRCB BULLETIN TK175

2022 Bennetts British Superbike Championship - Round 4

2022 Pirelli National Superstock Championship with MotoNovo

RACE 1 - SECTOR ANALYSIS



SECTOR 1 = FL to I1, SECTOR 2 = I1 to I2, SECTOR 3 = I2 to FL, DIFF = Difference To Personal Best Lap, P = Crossed Finish Line in Pit Lane, D = Time Disallowed

P3 21 Tom WARD		Aprilia - IN Competition / Aprilia							
IDEAL LAP TIME : 48.612		BEST LAP TIME : 48.798		DIFFERENCE : 0.186					
LAP	SECTOR 1	SECTOR 2		SECTOR 3		LAP TIME	MPH	DIFF	TIME OF DAY
1 -		19.511	142.1	13.855	140.9	52.906	86.21	4.108	15:41:08.448
2 -	16.262	19.088		13.590	140.1	48.940	93.19	0.142	15:41:57.388
3 -	16.304	19.246		13.730	137.2	49.280	92.55	0.482	15:42:46.668
4 -	16.406	19.171	140.3	13.627	141.2	49.204	92.69	0.406	15:43:35.872
5 -	16.339	19.285	138.3	13.678	139.5	49.302	92.51	0.504	15:44:25.174
6 -	16.318	19.073	138.6	13.500	139.8	48.891	93.29	0.093	15:45:14.065
7 -	16.293	19.412	139.8	13.453	140.6	49.158	92.78	0.360	15:46:03.223
8 -	16.175	19.282	141.2	13.364	140.6	48.821 (2)	93.42	0.023	15:46:52.044
9 -	16.245	19.311	138.6	13.530	139.2	49.086	92.92	0.288	15:47:41.130
10 -	16.253	19.473	139.2	13.612	139.5	49.338	92.44	0.540	15:48:30.468
11 -	16.274	19.471	139.8	13.495	139.2	49.240	92.63	0.442	15:49:19.708
12 -	16.362	19.294	139.8	13.437	139.2	49.093	92.90	0.295	15:50:08.801
13 -	16.289	19.458		13.615	139.5	49.362	92.40	0.564	15:50:58.163
14 -	16.297	19.175	139.2	13.398	141.2	48.870 (3)	93.33	0.072	15:51:47.033
15 -	16.198	19.282	136.9	13.554	138.6	49.034	93.01	0.236	15:52:36.067
16 -	16.202	19.177	138.6	13.419	139.5	48.798 (1)	93.46		15:53:24.865
17 -	16.239	19.198		13.442	140.1	48.879	93.31	0.081	15:54:13.744
18 -	16.269	19.247	138.9	13.438	139.5	48.954	93.17	0.156	15:55:02.698
19 -	16.251	19.301	137.2	13.575	140.1	49.127	92.84	0.329	15:55:51.825
20 -	16.332	19.201		13.546	140.1	49.079	92.93	0.281	15:56:40.904
21 -	16.193	19.260	139.2	13.501	140.1	48.954	93.17	0.156	15:57:29.858
22 -	16.329	19.248	137.5	13.515	139.8	49.092	92.90	0.294	15:58:18.950
23 -	16.387	19.435	136.6	13.555	139.5	49.377	92.37	0.579	15:59:08.327
24 -	16.259	19.336	137.7	13.549	140.3	49.144	92.81	0.346	15:59:57.471

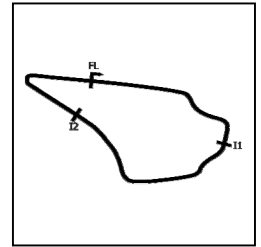
P4 5 Richard KERR		Honda - AMD Motorsport							
IDEAL LAP TIME : 48.664		BEST LAP TIME : 48.793		DIFFERENCE : 0.129					
LAP	SECTOR 1	SECTOR 2		SECTOR 3		LAP TIME	MPH	DIFF	TIME OF DAY
1 -		19.363	135.5	13.510	139.5	51.276	88.95	2.483	15:41:06.818
2 -	16.229	19.280	133.9	13.542	138.0	49.051	92.98	0.258	15:41:55.869
3 -	16.113	19.335	136.3	13.571	138.6	49.019	93.04	0.226	15:42:44.888
4 -	16.109	19.321	137.5	13.465	139.8	48.895 (2)	93.28	0.102	15:43:33.783
5 -	16.091	19.288	135.8	13.414	139.5	48.793 (1)	93.47		15:44:22.576
6 -	16.179	19.284	134.7	13.599	138.3	49.062	92.96	0.269	15:45:11.638
7 -	16.265	19.364	135.2	13.418	139.2	49.047	92.99	0.254	15:46:00.685
8 -	16.248	19.442	136.3	13.466	141.2	49.156	92.78	0.363	15:46:49.841
9 -	16.257	19.385	135.8	13.465	139.8	49.107	92.88	0.314	15:47:38.948
10 -	16.216	19.601	136.1	13.534	138.9	49.351	92.42	0.558	15:48:28.299
11 -	16.760	19.354	135.5	13.419	139.5	49.533	92.08	0.740	15:49:17.832
12 -	16.258	19.266	135.0	13.464	139.8	48.988	93.10	0.195	15:50:06.820
13 -	16.285	19.441	135.2	13.517	140.1	49.243	92.62	0.450	15:50:56.063
14 -	16.415	19.258	134.7	13.643	141.2	49.316	92.48	0.523	15:51:45.379
15 -	16.530	19.337	135.8	13.530	138.3	49.397	92.33	0.604	15:52:34.776
16 -	16.328	19.212	135.5	13.470	139.5	49.010	93.06	0.217	15:53:23.786
17 -	16.287	19.324	136.1	13.361	139.5	48.972	93.13	0.179	15:54:12.758
18 -	16.338	19.307	135.0	13.536	139.2	49.181	92.74	0.388	15:55:01.939
19 -	16.594	19.409	133.6	13.492	140.1	49.495	92.15	0.702	15:55:51.434
20 -	16.347	19.367	134.7	13.388	140.3	49.102	92.89	0.309	15:56:40.536
21 -	16.267	19.263	135.2	13.391	138.3	48.921 (3)	93.23	0.128	15:57:29.457
22 -	16.446	19.458	133.9	13.674	138.9	49.578	91.99	0.785	15:58:19.035
23 -	16.500	19.572	136.3	13.751	138.3	49.823	91.54	1.030	15:59:08.858
24 -	16.326	19.284	136.1	13.396	139.8	49.006	93.07	0.213	15:59:57.864

MCRCB BULLETIN TK175

2022 Bennetts British Superbike Championship - Round 4

2022 Pirelli National Superstock Championship with MotoNovo

RACE 1 - SECTOR ANALYSIS



SECTOR 1 = FL to I1, SECTOR 2 = I1 to I2, SECTOR 3 = I2 to FL, DIFF = Difference To Personal Best Lap, P = Crossed Finish Line in Pit Lane, D = Time Disallowed

P5 75 Alex OLSEN		BMW - FHO Racing with Kobelco								
IDEAL LAP TIME : 48.777		BEST LAP TIME : 48.906		DIFFERENCE : 0.129						
LAP	SECTOR 1	SECTOR 2	SECTOR 3	LAP TIME	MPH	DIFF	TIME OF DAY			
1 -		19.555	140.9	13.998	140.3	52.977	86.09	4.071	15:41:08.519	
2 -	16.464	19.191	141.2	13.579	141.5	49.234	92.64	0.328	15:41:57.753	
3 -	16.223	19.324	141.5	13.517	141.5	49.064	92.96	0.158	15:42:46.817	
4 -	16.454	19.185	142.7	13.868	138.9	49.507	92.13	0.601	15:43:36.324	
5 -	16.198	19.294	138.9	13.699	141.2	49.191	92.72	0.285	15:44:25.515	
6 -	16.263	19.171	139.5	13.531	141.5	48.965	93.15	0.059	15:45:14.480	
7 -	16.204	19.317	141.2	13.616	140.6	49.137	92.82	0.231	15:46:03.617	
8 -	16.198	19.229	141.5	13.525	141.5	48.952 (2)	93.17	0.046	15:46:52.569	
9 -	16.139	19.229	140.9	13.538	140.6	48.906 (1)	93.26		15:47:41.475	
10 -	16.228	19.328	142.4	13.970	139.2	49.526	92.09	0.620	15:48:31.001	
11 -	16.450	19.492	142.1	13.756	137.2	49.698	91.77	0.792	15:49:20.699	
12 -	16.353	19.440	140.1	13.759	139.8	49.552	92.04	0.646	15:50:10.251	
13 -	16.145	19.388	140.3	13.572	140.1	49.105	92.88	0.199	15:50:59.356	
14 -	16.151	19.331	140.6	13.559	141.8	49.041	93.00	0.135	15:51:48.397	
15 -	16.179	19.313	141.2	13.467	141.5	48.959 (3)	93.16	0.053	15:52:37.356	
16 -	16.242	19.342	139.5	13.545	142.1	49.129	92.83	0.223	15:53:26.485	
17 -	16.177	19.331	140.3	13.498	140.3	49.006	93.07	0.100	15:54:15.491	
18 -	16.283	19.483	138.9	13.583	139.5	49.349	92.42	0.443	15:55:04.840	
19 -	16.302	19.402	139.2	13.631	138.3	49.335	92.45	0.429	15:55:54.175	
20 -	16.347	19.437	138.9	13.585	139.5	49.369	92.38	0.463	15:56:43.544	
21 -	16.343	19.501	137.7	13.572	139.8	49.416	92.30	0.510	15:57:32.960	
22 -	16.313	19.622	136.1	13.514	138.0	49.449	92.23	0.543	15:58:22.409	
23 -	16.399	19.573	136.1	13.486	139.5	49.458	92.22	0.552	15:59:11.867	
24 -	16.338	19.876	126.3	13.579	139.8	49.793	91.60	0.887	16:00:01.660	

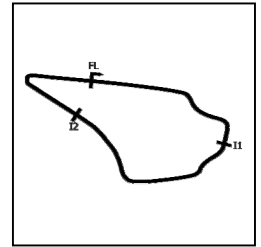
P6 86 Charlie NESBITT		Suzuki - VisionTrack Suzuki								
IDEAL LAP TIME : 48.678		BEST LAP TIME : 48.889		DIFFERENCE : 0.211						
LAP	SECTOR 1	SECTOR 2	SECTOR 3	LAP TIME	MPH	DIFF	TIME OF DAY			
1 -		19.582	141.8	13.928	137.5	53.195	85.74	4.306	15:41:08.737	
2 -	16.445	19.394	138.6	13.689	139.5	49.528	92.09	0.639	15:41:58.265	
3 -	16.169	19.546	137.7	13.380	139.8	49.095	92.90	0.206	15:42:47.360	
4 -	16.179	19.340	139.8	14.043	136.6	49.562	92.02	0.673	15:43:36.922	
5 -	16.422	19.307	140.9	13.688	139.5	49.417	92.29	0.528	15:44:26.339	
6 -	16.516	19.351	139.8	13.778	136.1	49.645	91.87	0.756	15:45:15.984	
7 -	16.290	19.277	138.9	13.601	138.0	49.168	92.76	0.279	15:46:05.152	
8 -	16.300	19.303	138.6	13.568	137.5	49.171	92.76	0.282	15:46:54.323	
9 -	16.184	19.549	137.2	13.633	138.0	49.366	92.39	0.477	15:47:43.689	
10 -	16.316	19.406	138.9	13.617	136.3	49.339	92.44	0.450	15:48:33.028	
11 -	16.281	19.271	140.3	14.002	137.7	49.554	92.04	0.665	15:49:22.582	
12 -	16.266	19.387	136.9	13.736	137.5	49.389	92.35	0.500	15:50:11.971	
13 -	16.084	19.377	137.7	13.514	136.1	48.975	93.13	0.086	15:51:00.946	
14 -	16.261	19.214	138.6	13.489	137.7	48.964	93.15	0.075	15:51:49.910	
15 -	16.164	19.239	138.6	13.486	137.5	48.889 (1)	93.29		15:52:38.799	
16 -	16.143	19.496	137.5	13.630	135.8	49.269	92.57	0.380	15:53:28.068	
17 -	16.148	19.277	138.6	13.537	137.7	48.962 (2)	93.15	0.073	15:54:17.030	
18 -	16.139	19.274	138.0	13.549	138.0	48.962 (2)	93.15	0.073	15:55:05.992	
19 -	16.176	19.276	138.9	13.655	136.3	49.107	92.88	0.218	15:55:55.099	
20 -	16.258	19.451	138.6	13.602	136.9	49.311	92.49	0.422	15:56:44.410	
21 -	16.306	19.545	138.0	13.530	137.7	49.381	92.36	0.492	15:57:33.791	
22 -	16.413	19.493	138.9	13.618	135.0	49.524	92.09	0.635	15:58:23.315	
23 -	16.321	19.541	137.2	13.546	136.6	49.408	92.31	0.519	15:59:12.723	
24 -	16.220	19.463	138.0	13.721	137.7	49.404	92.32	0.515	16:00:02.127	

MCRCB BULLETIN TK175

2022 Bennetts British Superbike Championship - Round 4

2022 Pirelli National Superstock Championship with MotoNovo

RACE 1 - SECTOR ANALYSIS



SECTOR 1 = FL to I1, SECTOR 2 = I1 to I2, SECTOR 3 = I2 to FL, DIFF = Difference To Personal Best Lap, P = Crossed Finish Line in Pit Lane, D = Time Disallowed

P7 8		Lewis ROLLO		Honda - Milenco by Padgetts Motorcycles						
IDEAL LAP TIME : 48.663		BEST LAP TIME : 48.799		DIFFERENCE : 0.136						
LAP	SECTOR 1	SECTOR 2	SECTOR 3	LAP TIME	MPH	DIFF	TIME OF DAY			
1 -		19.385	144.0	13.871	138.9	52.541	86.81	3.742	15:41:08.083	
2 -	16.405	18.990	142.7	13.650	139.5	49.045	92.99	0.246	15:41:57.128	
3 -	16.406	19.172	142.7	13.635	137.2	49.213	92.68	0.414	15:42:46.341	
4 -	16.434	19.133	140.3	13.582	138.3	49.149	92.80	0.350	15:43:35.490	
5 -	16.236	19.070	142.4	13.664	137.5	48.970 (3)	93.14	0.171	15:44:24.460	
6 -	16.304	19.065	143.0	13.779	136.6	49.148	92.80	0.349	15:45:13.608	
7 -	16.236	19.120	143.3	13.670	136.9	49.026	93.03	0.227	15:46:02.634	
8 -	16.197	19.020	143.0	13.582	138.6	48.799 (1)	93.46		15:46:51.433	
9 -	16.209	19.032	143.3	13.628	138.6	48.869 (2)	93.33	0.070	15:47:40.302	
10 -	16.227	19.378	141.2	13.703	137.7	49.308	92.50	0.509	15:48:29.610	
11 -	16.493	19.796	140.3	13.758	136.9	50.047	91.13	1.248	15:49:19.657	
12 -	16.588	19.323	141.2	13.660	137.2	49.571	92.01	0.772	15:50:09.228	
13 -	16.263	19.241	139.5	13.697	137.2	49.201	92.70	0.402	15:50:58.429	
14 -	16.336	19.195	140.9	13.501	138.0	49.032	93.02	0.233	15:51:47.461	
15 -	16.317	19.265	139.2	13.476	137.5	49.058	92.97	0.259	15:52:36.519	
16 -	16.228	19.225	140.6	13.532	136.3	48.985	93.11	0.186	15:53:25.504	
17 -	16.366	19.162	139.2	13.542	136.9	49.070	92.95	0.271	15:54:14.574	
18 -	16.438	19.331	138.0	13.598	136.9	49.367	92.39	0.568	15:55:03.941	
19 -	16.374	19.520	135.5	13.801	136.1	49.695	91.78	0.896	15:55:53.636	
20 -	16.434	19.441	136.3	13.701	136.6	49.576	92.00	0.777	15:56:43.212	
21 -	16.469	19.623	136.1	14.169	135.8	50.261	90.74	1.462	15:57:33.473	
22 -	16.497	19.626	135.5	13.925	136.9	50.048	91.13	1.249	15:58:23.521	
23 -	16.639	19.498	137.2	13.693	135.0	49.830	91.53	1.031	15:59:13.351	
24 -	16.590	19.815	134.2	14.000	132.1	50.405	90.48	1.606	16:00:03.756	

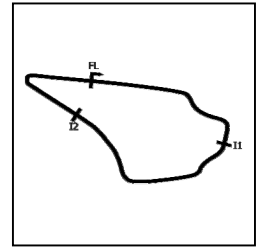
P8 40		Joe FRANCIS		Kawasaki - Stauff Fluid Power Kawasaki						
IDEAL LAP TIME : 49.050		BEST LAP TIME : 49.259		DIFFERENCE : 0.209						
LAP	SECTOR 1	SECTOR 2	SECTOR 3	LAP TIME	MPH	DIFF	TIME OF DAY			
1 -		19.396	135.2	13.750	137.7	51.893	87.89	2.634	15:41:07.435	
2 -	16.336	19.239	134.7	13.684	137.7	49.259 (1)	92.59		15:41:56.694	
3 -	16.283	19.323	134.2	13.710	136.1	49.316	92.48	0.057	15:42:46.010	
4 -	16.565	19.603	135.8	14.174	136.1	50.342	90.60	1.083	15:43:36.352	
5 -	16.525	19.432	135.5	13.810	136.9	49.767	91.64	0.508	15:44:26.119	
6 -	16.523	19.353	133.6	13.633	136.1	49.509	92.12	0.250	15:45:15.628	
7 -	16.344	19.399	134.4	13.564	135.0	49.307 (3)	92.50	0.048	15:46:04.935	
8 -	16.310	19.514	132.8	13.734	136.1	49.558	92.03	0.299	15:46:54.493	
9 -	16.439	19.658	133.9	13.726	135.0	49.823	91.54	0.564	15:47:44.316	
10 -	16.484	19.556	132.8	13.651	133.4	49.691	91.78	0.432	15:48:34.007	
11 -	16.368	19.401	133.4	13.680	134.7	49.449	92.23	0.190	15:49:23.456	
12 -	16.412	19.452	131.8	13.637	135.0	49.501	92.14	0.242	15:50:12.957	
13 -	16.247	19.432	131.8	13.587	132.6	49.266 (2)	92.58	0.007	15:51:02.223	
14 -	16.346	19.461	132.3	13.680	132.8	49.487	92.16	0.228	15:51:51.710	
15 -	16.386	19.479	132.3	13.706	133.1	49.571	92.01	0.312	15:52:41.281	
16 -	16.435	19.583	130.3	13.782	132.3	49.800	91.58	0.541	15:53:31.081	
17 -	16.404	19.552	131.0	13.642	133.1	49.598	91.96	0.339	15:54:20.679	
18 -	16.404	19.682	130.0	13.700	132.8	49.786	91.61	0.527	15:55:10.465	
19 -	16.438	19.557	130.8	13.839	132.8	49.834	91.52	0.575	15:56:00.299	
20 -	16.472	19.791	130.5	13.714	132.3	49.977	91.26	0.718	15:56:50.276	
21 -	16.551	19.812	130.0	13.837	132.3	50.200	90.85	0.941	15:57:40.476	
22 -	16.527	19.948	129.5	13.835	132.6	50.310	90.66	1.051	15:58:30.786	
23 -	16.540	19.804	128.8	13.836	132.6	50.180	90.89	0.921	15:59:20.966	
24 -	16.649	20.020	128.0	14.065	130.0	50.734	89.90	1.475	16:00:11.700	

MCRCB BULLETIN TK175

2022 Bennetts British Superbike Championship - Round 4

2022 Pirelli National Superstock Championship with MotoNovo

RACE 1 - SECTOR ANALYSIS



SECTOR 1 = FL to I1, SECTOR 2 = I1 to I2, SECTOR 3 = I2 to FL, DIFF = Difference To Personal Best Lap, P = Crossed Finish Line in Pit Lane, D = Time Disallowed

P9 77		Brent HARRAN				Honda - Optimum Bikes Racing			
IDEAL LAP TIME : 49.168		BEST LAP TIME : 49.431				DIFFERENCE : 0.263			
LAP	SECTOR 1	SECTOR 2		SECTOR 3		LAP TIME	MPH	DIFF	TIME OF DAY
1 -		19.953	139.5	13.825	139.2	54.332	83.94	4.901	15:41:09.874
2 -	16.726	19.428	140.1	13.889	137.7	50.043	91.14	0.612	15:41:59.917
3 -	16.542	19.407	140.3	13.755	139.8	49.704	91.76	0.273	15:42:49.621
4 -	16.409	19.459	140.1	13.596	138.6	49.464 (2)	92.21	0.033	15:43:39.085
5 -	16.646	19.735	138.9	13.842	139.2	50.223	90.81	0.792	15:44:29.308
6 -	16.531	19.411	138.6	14.119	136.9	50.061	91.11	0.630	15:45:19.369
7 -	16.370	19.405	140.9	13.744	135.5	49.519 (3)	92.10	0.088	15:46:08.888
8 -	16.494	19.462	139.8	13.747	140.1	49.703	91.76	0.272	15:46:58.591
9 -	16.295	19.339	138.9	13.797	138.3	49.431 (1)	92.27		15:47:48.022
10 -	16.657	19.478	139.8	13.724	135.8	49.859	91.48	0.428	15:48:37.881
11 -	16.578	19.546	138.6	13.782	136.6	49.906	91.39	0.475	15:49:27.787
12 -	16.440	19.487	139.5	14.044	137.5	49.971	91.27	0.540	15:50:17.758
13 -	16.358	19.631	137.2	13.591	137.5	49.580	91.99	0.149	15:51:07.338
14 -	16.570	19.732	136.1	13.793	135.5	50.095	91.04	0.664	15:51:57.433
15 -	16.402	19.596	138.0	13.791	135.2	49.789	91.60	0.358	15:52:47.222
16 -	16.428	19.493	137.7	13.734	137.2	49.655	91.85	0.224	15:53:36.877
17 -	16.482	19.571	138.6	13.741	135.5	49.794	91.59	0.363	15:54:26.671
18 -	16.443	19.816	133.4	13.886	136.3	50.145	90.95	0.714	15:55:16.816
19 -	16.507	19.786	133.9	14.044	135.2	50.337	90.61	0.906	15:56:07.153
20 -	16.516	19.709	136.6	13.736	137.2	49.961	91.29	0.530	15:56:57.114
21 -	16.602	19.831	136.9	13.534	133.6	49.967	91.28	0.536	15:57:47.081
22 -	16.447	19.807	137.5	13.597	136.6	49.851	91.49	0.420	15:58:36.932
23 -	16.424	19.553	136.3	13.632	136.6	49.609	91.94	0.178	15:59:26.541
24 -	16.471	19.637	136.3	13.678	135.0	49.786	91.61	0.355	16:00:16.327

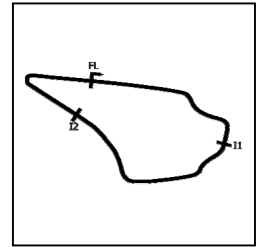
P10 10		Joe SHELDON-SHAW				Suzuki - Forward Vision Racing			
IDEAL LAP TIME : 49.290		BEST LAP TIME : 49.431				DIFFERENCE : 0.141			
LAP	SECTOR 1	SECTOR 2		SECTOR 3		LAP TIME	MPH	DIFF	TIME OF DAY
1 -		19.964	138.0	13.779	138.0	54.149	84.23	4.718	15:41:09.691
2 -	17.053	19.614	137.2	13.667	136.6	50.334	90.61	0.903	15:42:00.025
3 -	16.623	19.443	139.2	13.786	136.3	49.852	91.49	0.421	15:42:49.877
4 -	16.851	19.482	139.5	13.641	137.2	49.974	91.26	0.543	15:43:39.851
5 -	16.505	19.579	138.6	14.462	134.4	50.546	90.23	1.115	15:44:30.397
6 -	16.522	19.338	140.1	13.787	135.8	49.647 (3)	91.87	0.216	15:45:20.044
7 -	16.529	19.384	138.6	13.754	135.0	49.667	91.83	0.236	15:46:09.711
8 -	16.425	19.354	138.6	14.080	136.9	49.859	91.48	0.428	15:46:59.570
9 -	16.402	19.397	139.2	13.632	136.3	49.431 (1)	92.27		15:47:49.001
10 -	16.320	19.418	140.1	13.866	135.2	49.604 (2)	91.95	0.173	15:48:38.605
11 -	16.567	19.675	139.8	13.744	135.8	49.986	91.24	0.555	15:49:28.591
12 -	16.486	19.385	138.0	13.780	135.0	49.651	91.86	0.220	15:50:18.242
13 -	16.471	19.547	137.2	13.803	135.0	49.821	91.55	0.390	15:51:08.063
14 -	16.504	19.502	138.0	14.168	136.9	50.174	90.90	0.743	15:51:58.237
15 -	16.481	19.427	137.7	13.815	134.2	49.723	91.73	0.292	15:52:47.960
16 -	16.547	19.448	137.2	13.873	135.2	49.868	91.46	0.437	15:53:37.828
17 -	17.018	19.532	138.0	13.712	135.0	50.262	90.74	0.831	15:54:28.090
18 -	16.635	19.588	135.2	13.866	133.1	50.089	91.06	0.658	15:55:18.179
19 -	16.605	19.703	134.4	13.808	136.1	50.116	91.01	0.685	15:56:08.295
20 -	16.547	19.534	137.5	13.773	135.8	49.854	91.48	0.423	15:56:58.149
21 -	16.475	19.532	136.1	13.873	133.1	49.880	91.44	0.449	15:57:48.029
22 -	16.524	19.676	135.5	13.915	135.0	50.115	91.01	0.684	15:58:38.144
23 -	16.611	19.610	136.3	13.703	135.8	49.924	91.36	0.493	15:59:28.068
24 -	16.554	19.738	135.0	13.901	132.8	50.193	90.87	0.762	16:00:18.261

MCRCB BULLETIN TK175

2022 Bennetts British Superbike Championship - Round 4

2022 Pirelli National Superstock Championship with MotoNovo

RACE 1 - SECTOR ANALYSIS



SECTOR 1 = FL to I1, SECTOR 2 = I1 to I2, SECTOR 3 = I2 to FL, DIFF = Difference To Personal Best Lap, P = Crossed Finish Line in Pit Lane, D = Time Disallowed

P11 19		Joe TALBOT				Kawasaki - Cheshire Mouldings Kawasaki by JR Performance			
IDEAL LAP TIME : 49.417		BEST LAP TIME : 49.541		DIFFERENCE : 0.124					
LAP	SECTOR 1	SECTOR 2		SECTOR 3		LAP TIME	MPH	DIFF	TIME OF DAY
1 -		20.228	137.2	13.805	138.3	55.299	82.48	5.758	15:41:10.841
2 -	16.650	19.690	139.2	13.978	137.5	50.318	90.64	0.777	15:42:01.159
3 -	16.511	19.509	139.2	13.688	137.2	49.708	91.75	0.167	15:42:50.867
4 -	16.590	19.478	139.8	13.698	136.9	49.766	91.65	0.225	15:43:40.633
5 -	16.454	19.745	138.9	13.890	137.5	50.089	91.06	0.548	15:44:30.722
6 -	16.629	19.936	135.2	13.567	135.8	50.132	90.98	0.591	15:45:20.854
7 -	16.456	19.574	136.6	13.677	137.2	49.707 (3)	91.75	0.166	15:46:10.561
8 -	16.740	19.566	137.5	13.554	137.5	49.860	91.47	0.319	15:47:00.421
9 -	16.438	19.438	141.2	13.665	137.5	49.541 (1)	92.06		15:47:49.962
10 -	16.586	19.592	138.0	13.859	136.3	50.037	91.15	0.496	15:48:39.999
11 -	16.662	19.547	136.6	13.699	138.0	49.908	91.39	0.367	15:49:29.907
12 -	16.496	19.565	138.0	13.541	135.8	49.602 (2)	91.95	0.061	15:50:19.509
13 -	16.868	19.711	136.9	13.717	136.1	50.296	90.68	0.755	15:51:09.805
14 -	16.668	19.503	138.0	13.649	137.5	49.820	91.55	0.279	15:51:59.625
15 -	16.639	19.566	136.1	13.663	136.3	49.868	91.46	0.327	15:52:49.493
16 -	16.484	19.706	136.1	13.697	136.9	49.887	91.42	0.346	15:53:39.380
17 -	16.567	19.637	137.7	13.635	136.9	49.839	91.51	0.298	15:54:29.219
18 -	16.599	19.729	135.8	13.667	136.9	49.995	91.23	0.454	15:55:19.214
19 -	16.690	19.716	135.5	13.729	137.5	50.135	90.97	0.594	15:56:09.349
20 -	16.569	19.716	135.5	13.649	137.5	49.934	91.34	0.393	15:56:59.283
21 -	16.552	19.793	134.4	13.716	136.1	50.061	91.11	0.520	15:57:49.344
22 -	16.684	20.033	135.2	13.699	136.6	50.416	90.46	0.875	15:58:39.760
23 -	16.683	19.723	135.0	13.615	136.9	50.021	91.18	0.480	15:59:29.781
24 -	16.692	19.878	135.8	13.676	136.6	50.246	90.77	0.705	16:00:20.027

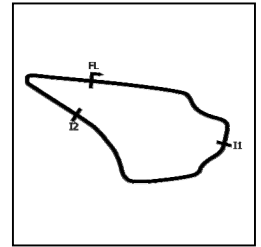
P12 18		Shaun WINFIELD				Honda - TAG Racing Honda			
IDEAL LAP TIME : 49.435		BEST LAP TIME : 49.605		DIFFERENCE : 0.170					
LAP	SECTOR 1	SECTOR 2		SECTOR 3		LAP TIME	MPH	DIFF	TIME OF DAY
1 -		20.263	140.1	13.821	139.8	55.077	82.81	5.472	15:41:10.619
2 -	16.741	19.551	143.7	14.017	139.2	50.309	90.66	0.704	15:42:00.928
3 -	16.441	19.587	142.1	13.780	138.0	49.808	91.57	0.203	15:42:50.736
4 -	16.525	19.445	141.2	13.693	137.5	49.663 (3)	91.84	0.058	15:43:40.399
5 -	16.421	19.596	138.6	13.791	135.5	49.808	91.57	0.203	15:44:30.207
6 -	16.418	19.424	139.8	13.763	136.1	49.605 (1)	91.94		15:45:19.812
7 -	16.564	19.947	139.5	13.651	135.0	50.162	90.92	0.557	15:46:09.974
8 -	16.916	19.551	137.7	13.773	137.2	50.240	90.78	0.635	15:47:00.214
9 -	16.463	19.527	140.6	13.616	135.8	49.606 (2)	91.94	0.001	15:47:49.820
10 -	16.534	19.546	138.6	13.669	135.2	49.749	91.68	0.144	15:48:39.569
11 -	16.603	19.401	139.5	13.766	134.7	49.770	91.64	0.165	15:49:29.339
12 -	16.621	19.459	140.1	13.879	136.1	49.959	91.29	0.354	15:50:19.298
13 -	16.960	19.489	141.5	13.959	135.0	50.408	90.48	0.803	15:51:09.706
14 -	16.545	19.436	138.6	13.830	133.6	49.811	91.56	0.206	15:51:59.517
15 -	16.937	19.579	140.3	13.923	136.1	50.439	90.42	0.834	15:52:49.956
16 -	16.659	19.537	136.1	13.874	135.5	50.070	91.09	0.465	15:53:40.026
17 -	16.606	19.477	138.0	13.899	134.7	49.982	91.25	0.377	15:54:30.008
18 -	16.529	19.535	137.2	13.760	135.8	49.824	91.54	0.219	15:55:19.832
19 -	16.631	19.625	134.4	13.978	134.7	50.234	90.79	0.629	15:56:10.066
20 -	16.535	19.764	136.3	13.920	135.5	50.219	90.82	0.614	15:57:00.285
21 -	16.629	19.754	134.2	14.098	134.7	50.481	90.35	0.876	15:57:50.766
22 -	16.906	20.028	133.1	14.010	135.5	50.944	89.53	1.339	15:58:41.710
23 -	16.755	20.073	135.8	13.994	136.6	50.822	89.74	1.217	15:59:32.532
24 -	16.782	20.116	131.8	14.079	136.3	50.977	89.47	1.372	16:00:23.509

MCRCB BULLETIN TK175

2022 Bennetts British Superbike Championship - Round 4

2022 Pirelli National Superstock Championship with MotoNovo

RACE 1 - SECTOR ANALYSIS



SECTOR 1 = FL to I1, SECTOR 2 = I1 to I2, SECTOR 3 = I2 to FL, DIFF = Difference To Personal Best Lap, P = Crossed Finish Line in Pit Lane, D = Time Disallowed

P13 71		Matthew PAULO		BMW - Matthew Paulo Racing Team						
IDEAL LAP TIME : 49.294		BEST LAP TIME : 49.398		DIFFERENCE : 0.104						
LAP	SECTOR 1	SECTOR 2	SECTOR 3	LAP TIME	MPH	DIFF	TIME OF DAY			
1 -		20.066	139.5	14.043	138.6	54.852	83.15	5.454	15:41:10.394	
2 -	16.695	19.563	140.6	13.793	140.6	50.051	91.12	0.653	15:42:00.445	
3 -	16.692	19.579	140.1	13.681	138.6	49.952	91.30	0.554	15:42:50.397	
4 -	16.652	19.348	140.6	13.732	138.3	49.732	91.71	0.334	15:43:40.129	
5 -	16.826	19.614	137.2	13.931	136.6	50.371	90.55	0.973	15:44:30.500	
6 -	16.966	19.925	130.3	13.791	136.9	50.682	89.99	1.284	15:45:21.182	
7 -	16.569	19.440	138.3	13.631	139.5	49.640	(3) 91.88	0.242	15:46:10.822	
8 -	16.803	19.809	138.3	13.977	138.0	50.589	90.16	1.191	15:47:01.411	
9 -	16.620	19.467	140.6	13.778	138.0	49.865	91.46	0.467	15:47:51.276	
10 -	16.806	19.605	136.6	13.625	137.5	50.036	91.15	0.638	15:48:41.312	
11 -	16.619	19.447	136.3	13.659	136.9	49.725	91.72	0.327	15:49:31.037	
12 -	16.481	19.452	137.5	13.465	137.7	49.398	(1) 92.33		15:50:20.435	
13 -	16.722	20.536	135.0	14.089	132.3	51.347	88.82	1.949	15:51:11.782	
14 -	16.564	19.641	136.9	13.595	136.9	49.800	91.58	0.402	15:52:01.582	
15 -	16.520	20.185	120.6	13.767	136.9	50.472	90.36	1.074	15:52:52.054	
16 -	16.484	19.429	136.6	13.521	136.9	49.434	(2) 92.26	0.036	15:53:41.488	
17 -	16.496	19.581	136.3	13.624	135.2	49.701	91.77	0.303	15:54:31.189	
18 -	16.689	19.712	134.4	13.652	136.9	50.053	91.12	0.655	15:55:21.242	
19 -	16.552	19.580	132.3	13.776	136.3	49.908	91.39	0.510	15:56:11.150	
20 -	16.622	19.694	133.9	13.692	137.2	50.008	91.20	0.610	15:57:01.158	
21 -	16.643	19.699	132.6	13.692	138.0	50.034	91.16	0.636	15:57:51.192	
22 -	16.878	19.965	135.2	14.068	136.9	50.911	89.58	1.513	15:58:42.103	
23 -	16.877	19.877	136.9	13.977	136.9	50.731	89.90	1.333	15:59:32.834	
24 -	16.843	19.972	135.0	13.920	137.7	50.735	89.90	1.337	16:00:23.569	

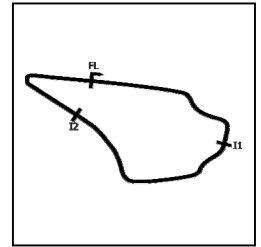
P14 44		Jack NIXON		BMW - FHO Racing with Kobelco						
IDEAL LAP TIME : 49.409		BEST LAP TIME : 49.602		DIFFERENCE : 0.193						
LAP	SECTOR 1	SECTOR 2	SECTOR 3	LAP TIME	MPH	DIFF	TIME OF DAY			
1 -		19.767	138.3	14.067	137.7	53.970	84.51	4.368	15:41:09.512	
2 -	16.587	19.512	138.6	13.813	138.0	49.912	91.38	0.310	15:41:59.424	
3 -	16.371	19.449	137.5	13.852	136.9	49.672	(3) 91.82	0.070	15:42:49.096	
4 -	16.498	19.486	138.3	13.912	137.7	49.896	91.41	0.294	15:43:38.992	
5 -	16.541	19.801	132.3	13.756	136.3	50.098	91.04	0.496	15:44:29.090	
6 -	16.574	19.515	135.2	13.764	137.5	49.853	91.49	0.251	15:45:18.943	
7 -	16.423	19.557	134.7	13.682	137.2	49.662	(2) 91.84	0.060	15:46:08.605	
8 -	16.366	19.524	136.1	13.712	138.3	49.602	(1) 91.95		15:46:58.207	
9 -	16.357	19.645	136.1	13.715	139.5	49.717	91.74	0.115	15:47:47.924	
10 -	16.911	19.770	136.9	13.797	135.8	50.478	90.35	0.876	15:48:38.402	
11 -	16.579	19.817	135.5	14.122	136.1	50.518	90.28	0.916	15:49:28.920	
12 -	16.632	19.584	135.0	13.780	138.0	49.996	91.22	0.394	15:50:18.916	
13 -	17.097	19.661	134.7	14.112	134.7	50.870	89.66	1.268	15:51:09.786	
14 -	16.863	19.597	136.3	13.700	138.9	50.160	90.93	0.558	15:51:59.946	
15 -	16.737	19.723	135.0	13.766	138.0	50.226	90.81	0.624	15:52:50.172	
16 -	16.671	19.572	135.5	13.788	136.3	50.031	91.16	0.429	15:53:40.203	
17 -	16.638	19.706	134.2	13.719	136.3	50.063	91.10	0.461	15:54:30.266	
18 -	16.667	19.691	131.5	13.603	139.8	49.961	91.29	0.359	15:55:20.227	
19 -	16.521	19.712	134.4	13.922	138.3	50.155	90.94	0.553	15:56:10.382	
20 -	16.542	19.771	133.6	13.815	138.9	50.128	90.98	0.526	15:57:00.510	
21 -	16.657	19.803	131.0	13.956	136.6	50.416	90.46	0.814	15:57:50.926	
22 -	16.890	19.985	133.9	14.041	136.6	50.916	89.58	1.314	15:58:41.842	
23 -	16.814	20.059	132.8	13.943	134.4	50.816	89.75	1.214	15:59:32.658	
24 -	16.782	20.160	132.8	14.129	136.9	51.071	89.30	1.469	16:00:23.729	

MCRCB BULLETIN TK175

2022 Bennetts British Superbike Championship - Round 4

2022 Pirelli National Superstock Championship with MotoNovo

RACE 1 - SECTOR ANALYSIS



SECTOR 1 = FL to I1, SECTOR 2 = I1 to I2, SECTOR 3 = I2 to FL, DIFF = Difference To Personal Best Lap, P = Crossed Finish Line in Pit Lane, D = Time Disallowed

P15 57 Levi DAY		Suzuki - Powerslide Motorcycles Racing							
IDEAL LAP TIME : 49.704		BEST LAP TIME : 49.797		DIFFERENCE : 0.093					
LAP	SECTOR 1	SECTOR 2		SECTOR 3		LAP TIME	MPH	DIFF	TIME OF DAY
1 -		20.378	139.2	13.968	139.5	55.463	82.23	5.666	15:41:11.005
2 -	16.756	19.562	140.1	13.836	138.9	50.154	90.94	0.357	15:42:01.159
3 -	16.778	19.553	140.1	13.625	139.5	49.956	91.30	0.159	15:42:51.115
4 -	16.653	19.579	139.8	13.845	135.8	50.077	91.08	0.280	15:43:41.192
5 -	16.631	19.849	138.0	13.714	138.9	50.194	90.86	0.397	15:44:31.386
6 -	16.667	19.602	138.0	13.721	139.5	49.990	91.24	0.193	15:45:21.376
7 -	16.668	19.602	139.8	13.785	137.2	50.055	91.12	0.258	15:46:11.431
8 -	16.682	19.819	139.2	13.691	137.2	50.192	90.87	0.395	15:47:01.623
9 -	16.651	19.586	140.9	13.560	140.9	49.797 (1)	91.59		15:47:51.420
10 -	16.856	19.571	140.1	13.882	139.5	50.309	90.66	0.512	15:48:41.729
11 -	16.871	19.529	139.2	13.759	136.6	50.159	90.93	0.362	15:49:31.888
12 -	16.669	19.598	138.9	13.710	137.2	49.977	91.26	0.180	15:50:21.865
13 -	16.705	20.160	137.5	13.714	138.6	50.579	90.17	0.782	15:51:12.444
14 -	16.660	19.624	139.8	13.792	136.1	50.076	91.08	0.279	15:52:02.520
15 -	16.826	19.677	138.3	13.770	136.6	50.273	90.72	0.476	15:52:52.793
16 -	16.615	19.694	137.5	13.610	138.3	49.919 (2)	91.37	0.122	15:53:42.712
17 -	16.677	19.673	137.7	13.648	138.3	49.998	91.22	0.201	15:54:32.710
18 -	16.646	19.658	136.1	13.648	138.9	49.952 (3)	91.30	0.155	15:55:22.662
19 -	16.629	19.701	136.9	13.725	137.7	50.055	91.12	0.258	15:56:12.717
20 -	16.740	19.899	136.9	13.647	137.2	50.286	90.70	0.489	15:57:03.003
21 -	16.678	19.897	136.3	13.889	135.5	50.464	90.38	0.667	15:57:53.467
22 -	16.835	20.012	136.6	13.591	139.2	50.438	90.43	0.641	15:58:43.905
23 -	16.753	19.868	136.6	13.684	137.5	50.305	90.66	0.508	15:59:34.210
24 -	16.941	19.961	136.9	13.711	138.6	50.613	90.11	0.816	16:00:24.823

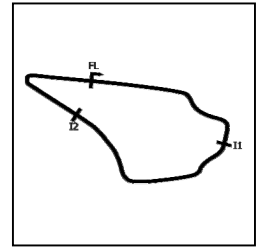
P16 2 TJ TOMS		Kawasaki - Platform Hire Racing							
IDEAL LAP TIME : 49.424		BEST LAP TIME : 49.470		DIFFERENCE : 0.046					
LAP	SECTOR 1	SECTOR 2		SECTOR 3		LAP TIME	MPH	DIFF	TIME OF DAY
1 -		20.921	135.0	14.039	136.1	56.554	80.65	7.084	15:41:12.096
2 -	16.734	19.977	136.3	13.963	139.8	50.674	90.00	1.204	15:42:02.770
3 -	16.657	19.939	137.2	13.678	138.0	50.274	90.72	0.804	15:42:53.044
4 -	16.599	19.821	136.9	13.714	137.2	50.134	90.97	0.664	15:43:43.178
5 -	16.540	19.974	135.5	13.672	137.5	50.186	90.88	0.716	15:44:33.364
6 -	16.502	19.788	136.9	13.797	132.8	50.087	91.06	0.617	15:45:23.451
7 -	16.632	19.731	137.5	13.775	135.0	50.138	90.97	0.668	15:46:13.589
8 -	16.550	19.669	137.7	13.846	137.2	50.065	91.10	0.595	15:47:03.654
9 -	16.489	19.580	141.2	13.779	134.2	49.848	91.50	0.378	15:47:53.502
10 -	16.541	19.861	138.0	13.990	136.3	50.392	90.51	0.922	15:48:43.894
11 -	16.687	20.194	138.9	13.854	137.2	50.735	89.90	1.265	15:49:34.629
12 -	16.789	19.760	136.6	13.604	136.6	50.153	90.94	0.683	15:50:24.782
13 -	16.433	19.659	137.7	14.044	135.0	50.136	90.97	0.666	15:51:14.918
14 -	16.893	19.824	137.5	13.734	134.2	50.451	90.40	0.981	15:52:05.369
15 -	16.500	19.547	139.2	13.901	134.4	49.948	91.31	0.478	15:52:55.317
16 -	16.526	19.798	133.9	13.743	133.9	50.067	91.10	0.597	15:53:45.384
17 -	16.312	19.590	135.2	13.568	135.8	49.470 (1)	92.19		15:54:34.854
18 -	16.339	19.669	135.2	13.565	137.2	49.573 (2)	92.00	0.103	15:55:24.427
19 -	16.343	19.849	132.8	13.837	132.8	50.029	91.16	0.559	15:56:14.456
20 -	16.493	19.678	136.3	13.737	134.7	49.908	91.39	0.438	15:57:04.364
21 -	16.388	19.697	136.1	13.694	135.5	49.779 (3)	91.62	0.309	15:57:54.143
22 -	16.548	19.867	138.3	13.651	136.3	50.066	91.10	0.596	15:58:44.209
23 -	16.613	19.859	138.9	13.785	135.2	50.257	90.75	0.787	15:59:34.466
24 -	16.809	19.919	140.9	13.737	137.5	50.465	90.38	0.995	16:00:24.931

MCRCB BULLETIN TK175

2022 Bennetts British Superbike Championship - Round 4

2022 Pirelli National Superstock Championship with MotoNovo

RACE 1 - SECTOR ANALYSIS



SECTOR 1 = FL to I1, SECTOR 2 = I1 to I2, SECTOR 3 = I2 to FL, DIFF = Difference To Personal Best Lap, P = Crossed Finish Line in Pit Lane, D = Time Disallowed

P17 99		Ben LUXTON		BMW - Team XG Racing					
IDEAL LAP TIME : 49.704		BEST LAP TIME : 49.761		DIFFERENCE : 0.057					
LAP	SECTOR 1	SECTOR 2		SECTOR 3		LAP TIME	MPH	DIFF	TIME OF DAY
1 -		20.791	138.3	13.930	140.1	56.634	80.53	6.873	15:41:12.176
2 -	16.959	19.790	142.4	13.677	139.8	50.426	90.45	0.665	15:42:02.602
3 -	16.625	19.607	140.9	13.529	140.1	49.761 (1)	91.66		15:42:52.363
4 -	16.799	19.550	142.4	13.535	139.2	49.884 (2)	91.43	0.123	15:43:42.247
5 -	16.835	19.891	140.1	13.694	138.3	50.420	90.46	0.659	15:44:32.667
6 -	16.734	19.780	138.9	13.693	137.7	50.207	90.84	0.446	15:45:22.874
7 -	16.743	19.743	140.6	13.619	138.3	50.105	91.03	0.344	15:46:12.979
8 -	16.759	19.753	140.1	13.631	139.2	50.143	90.96	0.382	15:47:03.122
9 -	16.724	19.690	141.5	13.618	138.6	50.032 (3)	91.16	0.271	15:47:53.154
10 -	16.728	19.818	139.8	13.828	138.0	50.374	90.54	0.613	15:48:43.528
11 -	17.010	20.030	140.6	13.821	136.6	50.861	89.67	1.100	15:49:34.389
12 -	16.843	20.092	135.2	13.775	137.7	50.710	89.94	0.949	15:50:25.099
13 -	16.818	19.706	139.8	13.647	137.5	50.171	90.91	0.410	15:51:15.270
14 -	17.064	19.935	139.5	13.794	139.5	50.793	89.79	1.032	15:52:06.063
15 -	16.870	19.729	142.7	13.709	136.9	50.308	90.66	0.547	15:52:56.371
16 -	16.885	19.718	138.9	13.698	139.5	50.301	90.67	0.540	15:53:46.672
17 -	16.798	19.782	138.9	13.638	137.7	50.218	90.82	0.457	15:54:36.890
18 -	16.830	19.748	139.5	13.648	137.7	50.226	90.81	0.465	15:55:27.116
19 -	16.838	19.786	138.6	13.758	138.0	50.382	90.53	0.621	15:56:17.498
20 -	16.767	19.952	138.9	13.798	138.0	50.517	90.28	0.756	15:57:08.015
21 -	16.832	20.022	134.7	13.834	136.6	50.688	89.98	0.927	15:57:58.703
22 -	16.998	20.276	134.2	14.477	133.9	51.751	88.13	1.990	15:58:50.454
23 -	17.071	19.973	138.0	13.852	136.6	50.896	89.61	1.135	15:59:41.350
24 -	16.881	20.048	138.0	13.815	136.1	50.744	89.88	0.983	16:00:32.094

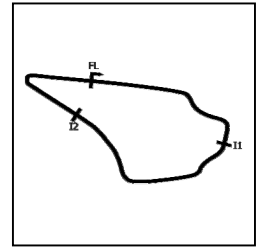
P18 59		Matt TRUELOVE		Aprilia - IN Competition / Aprilia					
IDEAL LAP TIME : 49.703		BEST LAP TIME : 49.750		DIFFERENCE : 0.047					
LAP	SECTOR 1	SECTOR 2		SECTOR 3		LAP TIME	MPH	DIFF	TIME OF DAY
1 -		20.478	137.7	14.077	137.7	55.933	81.54	6.183	15:41:11.475
2 -	16.698	19.633	141.2	13.903	138.6	50.234	90.79	0.484	15:42:01.709
3 -	16.625	19.536	140.1	13.757	137.5	49.918 (2)	91.37	0.168	15:42:51.627
4 -	16.410	19.561	141.5	13.779	137.7	49.750 (1)	91.68		15:43:41.377
5 -	16.773	19.589	140.6	13.998	136.6	50.360	90.57	0.610	15:44:31.737
6 -	16.552	19.656	140.6	13.902	136.3	50.110	91.02	0.360	15:45:21.847
7 -	16.493	19.747	139.5	13.790	136.1	50.030 (3)	91.16	0.280	15:46:11.877
8 -	16.455	19.727	140.9	13.924	138.3	50.106	91.02	0.356	15:47:01.983
9 -	16.551	19.906	139.5	14.308	131.3	50.765	89.84	1.015	15:47:52.748
10 -	16.750	19.865	138.6	14.030	134.7	50.645	90.06	0.895	15:48:43.393
11 -	16.537	19.797	138.9	13.850	136.1	50.184	90.88	0.434	15:49:33.577
12 -	16.510	19.749	140.3	14.277	136.1	50.536	90.25	0.786	15:50:24.113
13 -	16.639	19.787	140.9	14.193	135.2	50.619	90.10	0.869	15:51:14.732
14 -	16.930	20.065	138.3	13.868	135.8	50.863	89.67	1.113	15:52:05.595
15 -	16.625	19.762	139.2	13.877	135.2	50.264	90.74	0.514	15:52:55.859
16 -	16.505	19.635	138.3	14.032	133.4	50.172	90.90	0.422	15:53:46.031
17 -	16.742	19.998	138.6	13.798	135.2	50.538	90.25	0.788	15:54:36.569
18 -	16.605	19.910	136.6	13.864	134.2	50.379	90.53	0.629	15:55:26.948
19 -	16.573	19.845	136.9	13.956	133.9	50.374	90.54	0.624	15:56:17.322
20 -	16.629	20.027	137.5	13.984	134.7	50.640	90.06	0.890	15:57:07.962
21 -	16.614	20.002	135.2	13.927	134.2	50.543	90.24	0.793	15:57:58.505
22 -	16.828	20.928	138.3	14.012	133.6	51.768	88.10	2.018	15:58:50.273
23 -	16.682	20.118	136.9	16.596	131.8	53.396	85.42	3.646	15:59:43.669
24 -	17.066	20.277	134.2	14.099	133.6	51.442	88.66	1.692	16:00:35.111

MCRCB BULLETIN TK175

2022 Bennetts British Superbike Championship - Round 4

2022 Pirelli National Superstock Championship with MotoNovo

RACE 1 - SECTOR ANALYSIS



SECTOR 1 = FL to I1, SECTOR 2 = I1 to I2, SECTOR 3 = I2 to FL, DIFF = Difference To Personal Best Lap, P = Crossed Finish Line in Pit Lane, D = Time Disallowed

P19 9		Callum GRIGOR				Kawasaki - Grigor Racing			
IDEAL LAP TIME : 49.368		BEST LAP TIME : 49.368		DIFFERENCE : 0.000					
LAP	SECTOR 1	SECTOR 2		SECTOR 3		LAP TIME	MPH	DIFF	TIME OF DAY
1 -		19.870	139.8	13.920	136.9	54.616	83.51	5.248	15:41:10.158
2 -	16.748	19.556	139.5	13.784	137.7	50.088	91.06	0.720	15:42:00.246
3 -	16.539	19.505	140.1	13.760	137.2	49.804 (2)	91.58	0.436	15:42:50.050
4 -	16.364	19.360	139.8	13.644	137.7	49.368 (1)	92.39		15:43:39.418
5 -	16.514	19.621	139.5	14.126	135.0	50.261	90.74	0.893	15:44:29.679
6 -	16.402	19.531	137.7	14.003	134.7	49.936	91.33	0.568	15:45:19.615
7 -	16.530	20.278	138.9	13.924	136.3	50.732	89.90	1.364	15:46:10.347
8 -	17.126	19.798	138.0	13.923	135.8	50.847	89.70	1.479	15:47:01.194
9 -	16.546	19.547	137.7	13.834	135.8	49.927 (3)	91.35	0.559	15:47:51.121
10 -	16.775	19.749	136.3	14.051	135.0	50.575	90.18	1.207	15:48:41.696
11 -	17.148	19.681	137.7	14.061	135.5	50.890	89.62	1.522	15:49:32.586
12 -	16.860	19.870	133.9	14.119	135.0	50.849	89.69	1.481	15:50:23.435
13 -	16.880	19.807	135.5	14.473	135.2	51.160	89.15	1.792	15:51:14.595
14 -	17.377	20.023	134.7	13.944	136.3	51.344	88.83	1.976	15:52:05.939
15 -	16.708	19.912	136.9	14.223	133.9	50.843	89.70	1.475	15:52:56.782
16 -	16.913	19.869	135.0	14.077	135.2	50.859	89.68	1.491	15:53:47.641
17 -	16.931	19.828	135.0	14.032	134.4	50.791	89.80	1.423	15:54:38.432
18 -	16.893	19.845	135.2	14.295	132.8	51.033	89.37	1.665	15:55:29.465
19 -	16.967	19.885	135.2	14.137	133.4	50.989	89.45	1.621	15:56:20.454
20 -	16.999	20.030	133.4	14.080	134.4	51.109	89.24	1.741	15:57:11.563
21 -	16.826	19.901	130.8	14.003	134.4	50.730	89.90	1.362	15:58:02.293
22 -	16.880	21.297	132.3	14.024	134.2	52.201	87.37	2.833	15:58:54.494
23 -	16.724	19.897	130.5	14.054	135.5	50.675	90.00	1.307	15:59:45.169
24 -	16.728	19.937	132.1	13.861	135.5	50.526	90.27	1.158	16:00:35.695

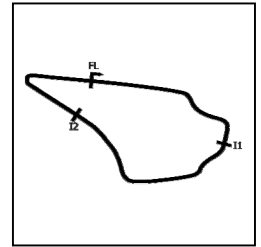
P20 25		Jorel BOERBOOM				Kawasaki - G&S Bict Groep Racing			
IDEAL LAP TIME : 50.587		BEST LAP TIME : 50.712		DIFFERENCE : 0.125					
LAP	SECTOR 1	SECTOR 2		SECTOR 3		LAP TIME	MPH	DIFF	TIME OF DAY
1 -		21.181	136.6	14.264	132.6	57.690	79.06	6.978	15:41:13.232
2 -	17.200	20.242	136.9	13.822	135.8	51.264 (3)	88.97	0.552	15:42:04.496
3 -	17.073	20.101	136.1	14.175	132.8	51.349	88.82	0.637	15:42:55.845
4 -	16.987	19.812	137.5	13.913	133.9	50.712 (1)	89.94		15:43:46.557
5 -	16.953	20.080	135.8	14.002	130.8	51.035 (2)	89.37	0.323	15:44:37.592
6 -	17.284	20.143	136.6	13.938	133.6	51.365	88.79	0.653	15:45:28.957
7 -	17.241	20.346	135.0	14.042	132.6	51.629	88.34	0.917	15:46:20.586
8 -	17.312	20.281	135.5	14.074	135.0	51.667	88.27	0.955	15:47:12.253
9 -	17.123	20.341	135.5	13.892	133.9	51.356	88.81	0.644	15:48:03.609
10 -	17.271	20.264	135.2	14.408	132.8	51.943	87.80	1.231	15:48:55.552
11 -	17.183	20.288	135.0	14.180	133.4	51.651	88.30	0.939	15:49:47.203
12 -	17.126	20.213	135.5	14.155	133.1	51.494	88.57	0.782	15:50:38.697
13 -	17.123	20.251	135.5	13.946	133.4	51.320	88.87	0.608	15:51:30.017
14 -	17.133	20.263	136.3	13.996	134.4	51.392	88.75	0.680	15:52:21.409
15 -	17.198	20.280	134.2	14.150	133.1	51.628	88.34	0.916	15:53:13.037
16 -	17.110	20.153	134.7	14.081	131.3	51.344	88.83	0.632	15:54:04.381
17 -	17.176	20.179	133.6	13.947	134.2	51.302	88.90	0.590	15:54:55.683
18 -	17.180	20.135	134.4	14.221	132.8	51.536	88.50	0.824	15:55:47.219
19 -	17.117	23.217	104.2	14.495	135.0	54.829	83.18	4.117	15:56:42.048
20 -	18.842	20.803	136.6	14.003	135.0	53.648	85.01	2.936	15:57:35.696
21 -	17.081	20.446	133.4	13.966	134.2	51.493	88.57	0.781	15:58:27.189
22 -	17.131	20.345	133.1	13.947	135.2	51.423	88.69	0.711	15:59:18.612
23 -	17.227	20.354	134.7	14.200	132.1	51.781	88.08	1.069	16:00:10.393

MCRCB BULLETIN TK175

2022 Bennetts British Superbike Championship - Round 4

2022 Pirelli National Superstock Championship with MotoNovo

RACE 1 - SECTOR ANALYSIS



SECTOR 1 = FL to I1, SECTOR 2 = I1 to I2, SECTOR 3 = I2 to FL, DIFF = Difference To Personal Best Lap, P = Crossed Finish Line in Pit Lane, D = Time Disallowed

P21 74		Davey TODD				Honda - Milenco by Padgetts Motorcycles				
IDEAL LAP TIME : 48.606		BEST LAP TIME : 48.797		DIFFERENCE : 0.191						
LAP	SECTOR 1	SECTOR 2	SECTOR 3	LAP TIME	MPH	DIFF	TIME OF DAY			
1 -		19.685	142.1	13.967	140.9	53.461	85.31	4.664	15:41:09.003	
2 -	16.432	19.320	141.8	13.730	141.2	49.482	92.17	0.685	15:41:58.485	
3 -	16.262	19.296	138.9	13.578	139.8	49.136	92.82	0.339	15:42:47.621	
4 -	16.252	19.124	144.3	13.613	140.3	48.989	93.10	0.192	15:43:36.610	
5 -	16.533	19.217	140.6	13.519	139.5	49.269	92.57	0.472	15:44:25.879	
6 -	16.396	19.194	141.8	13.436	140.1	49.026	93.03	0.229	15:45:14.905	
7 -	16.244	19.194	143.7	13.551	141.2	48.989	93.10	0.192	15:46:03.894	
8 -	16.327	19.139	142.1	13.464	141.5	48.930 (3)	93.21	0.133	15:46:52.824	
9 -	16.190	19.153	142.1	13.454	140.9	48.797 (1)	93.47		15:47:41.621	
10 -	16.312	19.270	144.3	13.621	138.3	49.203	92.69	0.406	15:48:30.824	
11 -	16.407	19.542	140.9	13.292	140.6	49.241	92.62	0.444	15:49:20.065	
12 -	16.400	19.310	141.2	13.642	139.8	49.352	92.42	0.555	15:50:09.417	
13 -	16.362	19.182	142.4	13.599	140.1	49.143	92.81	0.346	15:50:58.560	
14 -	16.476	19.319	141.2	13.438	140.3	49.233	92.64	0.436	15:51:47.793	
15 -	16.355	19.164	142.4	13.455	139.5	48.974	93.13	0.177	15:52:36.767	
16 -	16.276	19.288	140.9	13.360	140.3	48.924 (2)	93.22	0.127	15:53:25.691	
17 -	16.449	19.232	141.2	13.403	138.9	49.084	92.92	0.287	15:54:14.775	
18 -	16.445	19.400	140.1	13.455	138.9	49.300	92.51	0.503	15:55:04.075	
19 -	16.448	19.374	140.6	13.431	138.9	49.253	92.60	0.456	15:55:53.328	

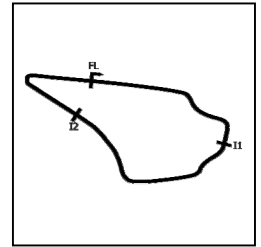
P22 30		Rob McNEALY				BMW - McNealy Brown				
IDEAL LAP TIME : 49.542		BEST LAP TIME : 49.714		DIFFERENCE : 0.172						
LAP	SECTOR 1	SECTOR 2	SECTOR 3	LAP TIME	MPH	DIFF	TIME OF DAY			
1 -		20.613	138.0	14.150	137.2	56.244	81.09	6.530	15:41:11.786	
2 -	16.768	19.628	138.6	13.868	137.5	50.264	90.74	0.550	15:42:02.050	
3 -	16.530	19.737	138.3	13.684	135.2	49.951 (3)	91.31	0.237	15:42:52.001	
4 -	16.560	19.542	139.5	13.612	136.1	49.714 (1)	91.74		15:43:41.715	
5 -	16.731	19.696	138.6	13.877	136.1	50.304	90.67	0.590	15:44:32.019	
6 -	16.621	19.565	138.3	13.977	135.2	50.163	90.92	0.449	15:45:22.182	
7 -	16.542	19.731	135.8	13.750	134.7	50.023	91.18	0.309	15:46:12.205	
8 -	16.473	19.721	138.6	13.976	135.8	50.170	90.91	0.456	15:47:02.375	
9 -	16.388	19.766	141.2	13.905	134.4	50.059	91.11	0.345	15:47:52.434	
10 -	16.562	19.718	137.7	13.640	134.7	49.920 (2)	91.36	0.206	15:48:42.354	
11 -	16.712	19.687	136.9	14.150	136.1	50.549	90.23	0.835	15:49:32.903	
12 -	16.803	19.756	136.1	14.228	135.5	50.787	89.80	1.073	15:50:23.690	
13 -	16.786	19.775	140.1	13.972	136.1	50.533	90.26	0.819	15:51:14.223	
14 -	16.847	19.941	137.5	13.812	133.9	50.600	90.14	0.886	15:52:04.823	
15 -	16.720	19.712	138.0	13.753	134.2	50.185	90.88	0.471	15:52:55.008	
16 -	16.607	20.101	135.2	14.235	134.2	50.943	89.53	1.229	15:53:45.951	
17 -	16.966	20.039	134.2	13.913	133.1	50.918	89.57	1.204	15:54:36.869	

MCRCB BULLETIN TK175

2022 Bennetts British Superbike Championship - Round 4

2022 Pirelli National Superstock Championship with MotoNovo

RACE 1 - SECTOR ANALYSIS



SECTOR 1 = FL to I1, SECTOR 2 = I1 to I2, SECTOR 3 = I2 to FL, DIFF = Difference To Personal Best Lap, P = Crossed Finish Line in Pit Lane, D = Time Disallowed

P23 16		James BUCHANAN		Kawasaki - Blue Motion Racing					
IDEAL LAP TIME : 53.132		BEST LAP TIME : 53.338		DIFFERENCE : 0.206					
LAP	SECTOR 1	SECTOR 2		SECTOR 3		LAP TIME	MPH	DIFF	TIME OF DAY
1 -		21.985	128.0	14.748	130.8	59.400	76.78	6.062	15:41:14.942
2 -	17.658	21.322	128.3	14.365	131.0	53.345 (2)	85.50	0.007	15:42:08.287
3 -	17.699	21.491	128.8	14.748	128.3	53.938	84.56	0.600	15:43:02.225
4 -	17.938	21.375	127.3	14.974	128.0	54.287	84.01	0.949	15:43:56.512
5 -	17.939	21.544	126.1	14.627	128.8	54.110	84.29	0.772	15:44:50.622
6 -	17.842	21.668	125.4	15.124	127.3	54.634	83.48	1.296	15:45:45.256
7 -	17.936	21.389	128.5	14.717	128.0	54.042	84.39	0.704	15:46:39.298
8 -	17.910	21.332	127.0	14.602	129.5	53.844	84.70	0.506	15:47:33.142
9 -	17.964	21.494	125.9	14.629	126.1	54.087	84.32	0.749	15:48:27.229
10 -	18.587	22.297	124.2	15.069	129.3	55.953	81.51	2.615	15:49:23.182
11 -	17.975	21.651	125.2	15.088	129.5	54.714	83.36	1.376	15:50:17.896
12 -	19.198	22.681	129.3	17.885	42.5	59.764	76.31	6.426	15:51:17.660
13 -	OUTLAP	21.672	122.9	14.419	130.3	5:09.656	14.72	4:16.318	15:56:27.316
14 -	17.731	21.296	126.3	14.540	128.5	53.567 (3)	85.14	0.229	15:57:20.883
15 -	17.808	21.109	127.5	14.421	128.8	53.338 (1)	85.51		15:58:14.221
16 -	18.158	21.735	125.4	14.867	131.0	54.760	83.29	1.422	15:59:08.981
17 -	17.666	21.643	122.0	14.754	131.0	54.063	84.36	0.725	16:00:03.044

P24 7		Kade VERWEY		BMW - Team XG Racing					
IDEAL LAP TIME : 49.337		BEST LAP TIME : 49.538		DIFFERENCE : 0.201					
LAP	SECTOR 1	SECTOR 2		SECTOR 3		LAP TIME	MPH	DIFF	TIME OF DAY
1 -		19.804	143.3	13.901	140.1	53.639	85.03	4.101	15:41:09.181
2 -	16.683	19.377	141.5	13.662	140.1	49.722	91.73	0.184	15:41:58.903
3 -	16.434	19.627	140.1	13.564	140.3	49.625 (2)	91.91	0.087	15:42:48.528
4 -	16.474	19.452	139.8	13.612	140.6	49.538 (1)	92.07		15:43:38.066
5 -	16.396	19.651	136.3	13.628	139.5	49.675 (3)	91.81	0.137	15:44:27.741
6 -	16.422	19.562	137.5	13.879	138.3	49.863	91.47	0.325	15:45:17.604
7 -	16.467	19.689	135.8	13.696	140.1	49.852	91.49	0.314	15:46:07.456
8 -	16.427	19.628	137.5	13.676	139.8	49.731	91.71	0.193	15:46:57.187
9 -	16.441	19.597	138.0	14.027	139.5	50.065	91.10	0.527	15:47:47.252

P25 11		David ALLINGHAM		Honda - TAG Racing Honda					
IDEAL LAP TIME : 49.325		BEST LAP TIME : 49.492		DIFFERENCE : 0.167					
LAP	SECTOR 1	SECTOR 2		SECTOR 3		LAP TIME	MPH	DIFF	TIME OF DAY
1 -		19.999	140.6	13.788	141.2	54.073	84.35	4.581	15:41:09.615
2 -	16.837	19.491	140.1	13.783	138.0	50.111	91.02	0.619	15:41:59.726
3 -	16.563	19.471	140.6	13.514	140.6	49.548 (2)	92.05	0.056	15:42:49.274
4 -	16.539	19.424	143.3	13.662	139.2	49.625	91.91	0.133	15:43:38.899
5 -	16.411	19.782	138.9	13.700	138.9	49.893	91.41	0.401	15:44:28.792
6 -	16.416	19.440	139.8	13.636	138.6	49.492 (1)	92.15		15:45:18.284
7 -	16.413	19.697	140.3	13.615	139.2	49.725	91.72	0.233	15:46:08.009
8 -	16.387	19.599	140.1	13.636	140.9	49.622 (3)	91.91	0.130	15:46:57.631
9 -	16.405	19.486	141.2	13.867	136.9	49.758	91.66	0.266	15:47:47.389

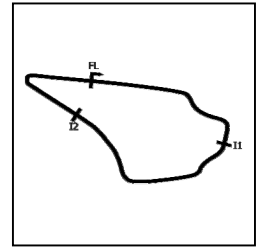
P26 55		Ash BEECH		Suzuki - Jones Dorling Racing					
IDEAL LAP TIME : 49.901		BEST LAP TIME : 50.000		DIFFERENCE : 0.099					
LAP	SECTOR 1	SECTOR 2		SECTOR 3		LAP TIME	MPH	DIFF	TIME OF DAY
1 -		20.841	137.5	14.342	137.7	56.964	80.06	6.964	15:41:12.506
2 -	17.180	19.975	137.5	13.969	136.9	51.124	89.21	1.124	15:42:03.630
3 -	17.026	19.859	136.3	13.846	135.8	50.731	89.90	0.731	15:42:54.361
4 -	16.794	19.816	136.3	13.860	135.5	50.470	90.37	0.470	15:43:44.831
5 -	16.551	19.740	135.2	14.109	133.6	50.400	90.49	0.400	15:44:35.231
6 -	16.740	19.746	136.1	13.827	135.0	50.313 (3)	90.65	0.313	15:45:25.544
7 -	16.584	19.789	136.1	13.789	134.2	50.162 (2)	90.92	0.162	15:46:15.706
8 -	16.650	19.665	135.8	13.685	135.8	50.000 (1)	91.22		15:47:05.706
9 -	16.622	19.901	135.5	16.379	46.2	52.902	86.21	2.902	15:47:58.608

MCRCB BULLETIN TK175

2022 Bennetts British Superbike Championship - Round 4

2022 Pirelli National Superstock Championship with MotoNovo

RACE 1 - SECTOR ANALYSIS



SECTOR 1 = FL to I1, SECTOR 2 = I1 to I2, SECTOR 3 = I2 to FL, DIFF = Difference To Personal Best Lap, P = Crossed Finish Line in Pit Lane, D = Time Disallowed

P27 94		Max STAINTON		BMW - PHR Performance					
IDEAL LAP TIME : 50.337		BEST LAP TIME : 50.337		DIFFERENCE : 0.000					
LAP	SECTOR 1	SECTOR 2		SECTOR 3		LAP TIME	MPH	DIFF	TIME OF DAY
1 -		21.213	135.8	14.416	140.3	57.624	79.15	7.287	15:41:13.166
2 -	17.409	20.309	137.7	13.851	140.1	51.569 (3)	88.44	1.232	15:42:04.735
3 -	17.087	19.905	136.1	13.892	136.9	50.884 (2)	89.63	0.547	15:42:55.619
4 -	16.942	19.636	135.8	13.759	139.2	50.337 (1)	90.61		15:43:45.956
5 -	16.963	20.078	134.7	14.877	94.3	51.918	87.85	1.581	15:44:37.874

MCRCB BULLETIN TK176**2022 Bennetts British Superbike Championship - Round 4****2022 Pirelli National Superstock Championship with MotoNovo****RACE 1 - BEST SECTORS**

SECTOR 1			SECTOR 2			SECTOR 3			IDEAL / BEST COMPARISON						
POS	NO	NAME	TIME	NO	NAME	TIME	NO	NAME	TIME	POS	NO	NAME	IDEAL	BEST	DIFF
													PERFECT LAP	48.366	
1	86	NESBITT	16.084	8	ROLLO	18.990	74	TODD	13.292	1	3	McCONNELL	48.594	48.763	0.169
2	5	KERR	16.091	51	ELLIOTT	19.055	5	KERR	13.361	2	74	TODD	48.606	48.797	0.191
3	3	McCONNELL	16.092	21	WARD	19.073	21	WARD	13.364	3	51	ELLIOTT	48.610	48.781	0.171
4	75	OLSEN	16.139	3	McCONNELL	19.086	86	NESBITT	13.380	4	21	WARD	48.612	48.798	0.186
5	51	ELLIOTT	16.153	74	TODD	19.124	51	ELLIOTT	13.402	5	8	ROLLO	48.663	48.799	0.136
6	21	WARD	16.175	75	OLSEN	19.171	3	McCONNELL	13.416	6	5	KERR	48.664	48.793	0.129
7	74	TODD	16.190	5	KERR	19.212	71	PAULO	13.465	7	86	NESBITT	48.678	48.889	0.211
8	8	ROLLO	16.197	86	NESBITT	19.214	75	OLSEN	13.467	8	75	OLSEN	48.777	48.906	0.129
9	40	FRANCIS	16.247	40	FRANCIS	19.239	8	ROLLO	13.476	9	40	FRANCIS	49.050	49.259	0.209
10	77	HARRAN	16.295	10	SHELDON-SHAW	19.338	11	ALLINGHAM	13.514	10	77	HARRAN	49.168	49.431	0.263
11	2	TOMS	16.312	77	HARRAN	19.339	99	LUXTON	13.529	11	10	SHELDON-SHAW	49.290	49.431	0.141
12	10	SHELDON-SHAW	16.320	71	PAULO	19.348	77	HARRAN	13.534	12	71	PAULO	49.294	49.398	0.104
13	44	NIXON	16.357	9	GRIGOR	19.360	19	TALBOT	13.541	13	11	ALLINGHAM	49.325	49.492	0.167
14	9	GRIGOR	16.364	7	VERWEY	19.377	57	DAY	13.560	14	7	VERWEY	49.337	49.538	0.201
15	11	ALLINGHAM	16.387	18	WINFIELD	19.401	40	FRANCIS	13.564	15	9	GRIGOR	49.368	49.368	0.000
16	30	McNEALY	16.388	11	ALLINGHAM	19.424	7	VERWEY	13.564	16	44	NIXON	49.409	49.602	0.193
17	7	VERWEY	16.396	19	TALBOT	19.438	2	TOMS	13.565	17	19	TALBOT	49.417	49.541	0.124
18	59	TRUELOVE	16.410	44	NIXON	19.449	44	NIXON	13.603	18	2	TOMS	49.424	49.470	0.046
19	18	WINFIELD	16.418	57	DAY	19.529	30	McNEALY	13.612	19	18	WINFIELD	49.435	49.605	0.170
20	19	TALBOT	16.438	59	TRUELOVE	19.536	18	WINFIELD	13.616	20	30	McNEALY	49.542	49.714	0.172
21	71	PAULO	16.481	30	McNEALY	19.542	10	SHELDON-SHAW	13.632	21	59	TRUELOVE	49.703	49.750	0.047
22	55	BEECH	16.551	2	TOMS	19.547	9	GRIGOR	13.644	22	57	DAY	49.704	49.797	0.093
23	57	DAY	16.615	99	LUXTON	19.550	55	BEECH	13.685	23	99	LUXTON	49.704	49.761	0.057
24	99	LUXTON	16.625	94	STAINTON	19.636	59	TRUELOVE	13.757	24	55	BEECH	49.901	50.000	0.099
25	94	STAINTON	16.942	55	BEECH	19.665	94	STAINTON	13.759	25	94	STAINTON	50.337	50.337	0.000
26	25	BOERBOOM	16.953	25	BOERBOOM	19.812	25	BOERBOOM	13.822	26	25	BOERBOOM	50.587	50.712	0.125
27	16	BUCHANAN	17.658	16	BUCHANAN	21.109	16	BUCHANAN	14.365	27	16	BUCHANAN	53.132	53.338	0.206

MCRCB BULLETIN TK177**2022 Bennetts British Superbike Championship - Round 4****2022 Pirelli National Superstock Championship with MotoNovo****RACE 1 - BEST SPEEDS**

POS	INTERMEDIATE 1			INTERMEDIATE 2			FINISH LINE		
	NO	NAME	MPH	NO	NAME	MPH	NO	NAME	MPH
1				74	TODD	144.3	75	OLSEN	142.1
2				8	ROLLO	144.0	74	TODD	141.5
3				18	WINFIELD	143.7	21	WARD	141.2
4				7	VERWEY	143.3	5	KERR	141.2
5				11	ALLINGHAM	143.3	11	ALLINGHAM	141.2
6				3	McCONNELL	142.7	57	DAY	140.9
7				75	OLSEN	142.7	71	PAULO	140.6
8				99	LUXTON	142.7	7	VERWEY	140.6
9				21	WARD	142.1	94	STANTON	140.3
10				86	NESBITT	141.8	3	McCONNELL	140.1
11				59	TRUELOVE	141.5	77	HARRAN	140.1
12				51	ELLIOTT	141.2	99	LUXTON	140.1
13				19	TALBOT	141.2	51	ELLIOTT	139.8
14				2	TOMS	141.2	86	NESBITT	139.8
15				30	McNEALY	141.2	18	WINFIELD	139.8
16				77	HARRAN	140.9	44	NIXON	139.8
17				57	DAY	140.9	2	TOMS	139.8
18				71	PAULO	140.6	8	ROLLO	139.5
19				10	SHELDON-SHAW	140.1	59	TRUELOVE	138.6
20				9	GRIGOR	140.1	19	TALBOT	138.3
21				44	NIXON	138.6	10	SHELDON-SHAW	138.0
22				94	STANTON	137.7	40	FRANCIS	137.7
23				5	KERR	137.5	9	GRIGOR	137.7
24				25	BOERBOOM	137.5	55	BEECH	137.7
25				55	BEECH	137.5	30	McNEALY	137.5
26				40	FRANCIS	135.8	25	BOERBOOM	135.8
27				16	BUCHANAN	129.3	16	BUCHANAN	131.0

MCRCB BULLETIN TK178**2022 Bennetts British Superbike Championship - Round 4****2022 Pirelli National Superstock Championship with MotoNovo****RACE 1 - FASTEST LAP CLASSIFICATION**

POS	RACE POS	NO	NAME	NAT	ENTRY	BEST	ON
1	1	3	Billy McCONNELL	AUS	Honda - C&L Fairburn Properties / Jackson Racing	48.763	21
2	2	51	Brayden ELLIOTT	AUS	Honda - CFS Filtration No Bull Racing	48.781	8
3	4	5	Richard KERR	IRL	Honda - AMD Motorsport	48.793	5
4	21	74	Davey TODD	GBR	Honda - Milenco by Padgetts Motorcycles	48.797	9
5	3	21	Tom WARD	GBR	Aprilia - IN Competition / Aprilia	48.798	16
6	7	8	Lewis ROLLO	GBR	Honda - Milenco by Padgetts Motorcycles	48.799	8
7	6	86	Charlie NESBITT	GBR	Suzuki - VisionTrack Suzuki	48.889	15
8	5	75	Alex OLSEN	GBR	BMW - FHO Racing with Kobelco	48.906	9
9	8	40	Joe FRANCIS	GBR	Kawasaki - Stauff Fluid Power Kawasaki	49.259	2
10	19	9	Callum GRIGOR	GBR	Kawasaki - Grigor Racing	49.368	4
11	13	71	Matthew PAULO	GBR	BMW - Matthew Paulo Racing Team	49.398	12
12	10	10	Joe SHELDON-SHAW	GBR	Suzuki - Forward Vision Racing	49.431	9
13	9	77	Brent HARRAN	RSA	Honda - Optimum Bikes Racing	49.431	9
14	16	2	TJ TOMS	GBR	Kawasaki - Platform Hire Racing	49.470	17
15	25	11	David ALLINGHAM	GBR	Honda - TAG Racing Honda	49.492	6
16	24	7	Kade VERWEY	GBR	BMW - Team XG Racing	49.538	4
17	11	19	Joe TALBOT	GBR	Kawasaki - Cheshire Mouldings Kawasaki by JR Performance	49.541	9
18	14	44	Jack NIXON	GBR	BMW - FHO Racing with Kobelco	49.602	8
19	12	18	Shaun WINFIELD	GBR	Honda - TAG Racing Honda	49.605	6
20	22	30	Rob McNEALY	GBR	BMW - McNealy Brown	49.714	4
21	18	59	Matt TRUELOVE	GBR	Aprilia - IN Competition / Aprilia	49.750	4
22	17	99	Ben LUXTON	GBR	BMW - Team XG Racing	49.761	3
23	15	57	Levi DAY	AUS	Suzuki - Powerslide Motorcycles Racing	49.797	9
24	26	55	Ash BEECH	GBR	Suzuki - Jones Dorling Racing	50.000	8
25	27	94	Max STANTON	GBR	BMW - PHR Performance	50.337	4
26	20	25	Jorel BOERBOOM	NLD	Kawasaki - G&S Bict Groep Racing	50.712	4
27	23	16	James BUCHANAN	GBR	Kawasaki - Blue Motion Racing	53.338	15

MCRCB BULLETIN TK179

2022 Bennetts British Superbike Championship - Round 4

2022 Pirelli National Superstock Championship with MotoNovo

RACE 1 - STATISTICS

Competitors Started	27
Planned Start	2022-06-18 @ 15:40:00.000
Actual Start	2022-06-18 @ 15:40:15.541
Finish Time	2022-06-18 @ 15:59:55.799
Track Length	1.2669mi.
Total Laps	564
Total Distance Covered	714.5743mi.

Session Fastest Lap History

NO	NAME	LAP TIME	TIME OF DAY	LAP	VEHICLE
5	Richard KERR	49.051	15:41:55.869	2	Honda
51	Brayden ELLIOTT	49.025	15:41:56.631	2	Honda
21	Tom WARD	48.940	15:41:57.388	2	Aprilia
5	Richard KERR	48.895	15:43:33.783	4	Honda
51	Brayden ELLIOTT	48.885	15:43:34.813	4	Honda
5	Richard KERR	48.793	15:44:22.576	5	Honda
51	Brayden ELLIOTT	48.781	15:46:50.619	8	Honda
3	Billy McCONNELL	48.767	15:46:50.947	8	Honda
3	Billy McCONNELL	48.763	15:57:27.680	21	Honda

Session Leader History

NO	NAME	FROM LAP	LAPS LED	DISTANCE	VEHICLE
5	Richard KERR	1	12	15.20 miles	Honda
3	Billy McCONNELL	13	12	15.20 miles	Honda

Flag History

TYPE	TIME OF DAY
GREEN	15:40:15.541
FINISH	15:59:55.799

Flag Statistics

TYPE	COUNT	TOTAL LAPS	TOTAL TIME
Green	1	24	20:31.928
Red	0	0	0.000
Safety Car	0	0	0.000
FCY	0	0	0.000

MCRCB BULLETIN TK180

2022 Bennetts British Superbike Championship - Round 4

2022 Pirelli National Superstock Championship with MotoNovo

RACE 1 - SESSION NOTES

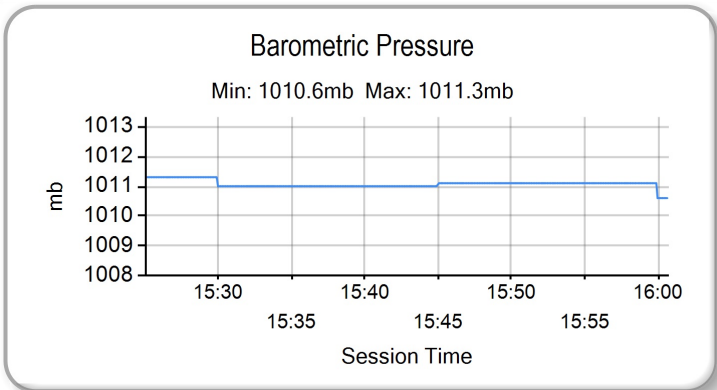
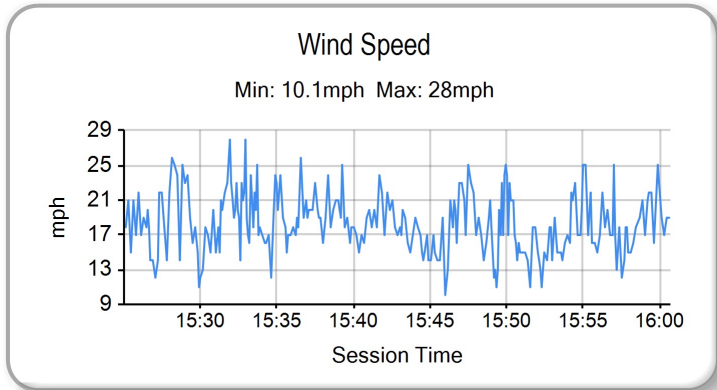
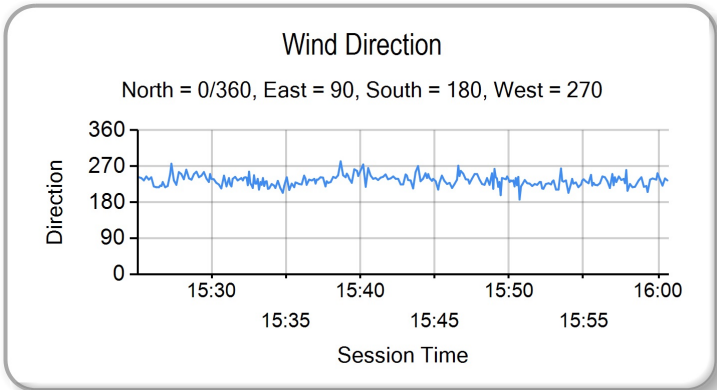
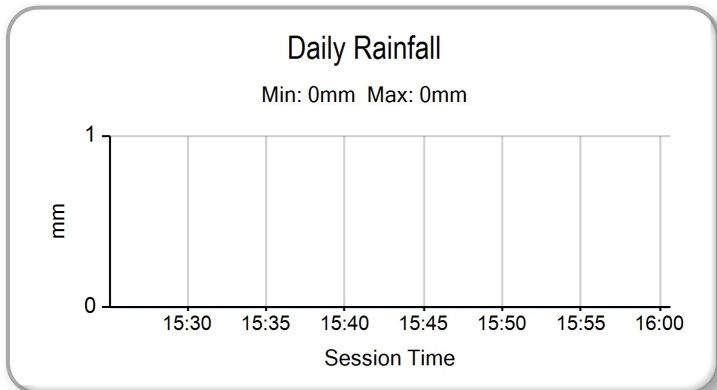
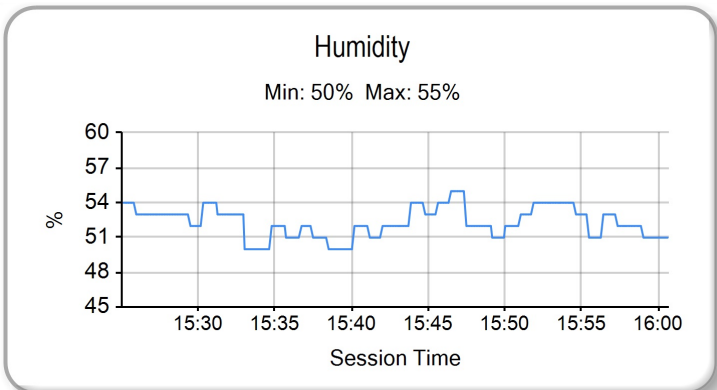
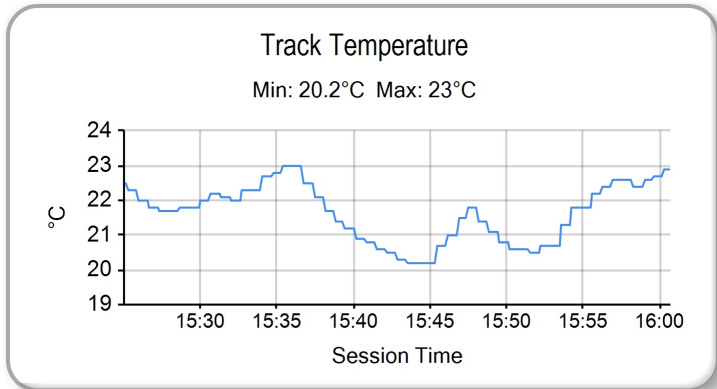
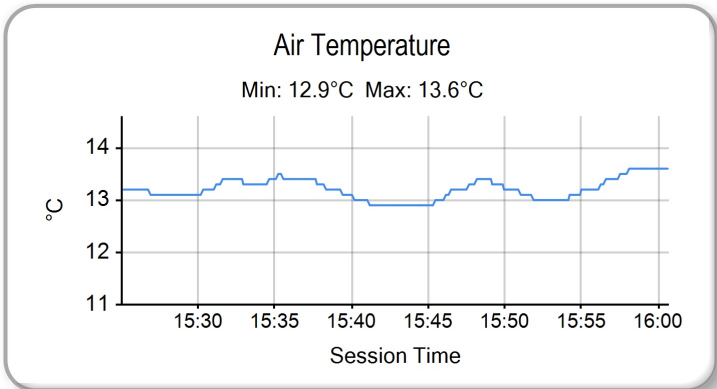
TIME	MESSAGE
15:28:09	PITLANE OPEN
15:33:19	PITLANE CLOSED
15:33:23	5 MINUTES TO WARM UP LAPS
15:35:11	3 MINUTES TO WARM UP LAPS
15:35:13	
15:37:06	1 MINUTE TO WARM UP LAPS
15:37:20	30 SECONDS TO WARM UP LAPS
15:37:39	GREEN FLAG - 2 WARM UP LAPS
15:39:31	RACE START
15:40:54	NO JUMP STARTS
15:45:28	NO.94 STOPPED TECHNICAL PROBLEM - T3
15:48:25	NO.55 ENTERED PITS
15:49:08	NO.7 & 11 FALLERS AT TURN 9 - RIDERS OK
15:50:43	UPDATE: NO.7 TO MEDICAL CENTRE
15:51:37	NO.16 ENTERED PITS
15:53:30	TWO THIRDS DISTANCE COMPLETED
15:55:42	NO.30 FALLER AT TURN 9 - RIDER OK
15:56:08	NO.16 REJOINED
15:56:49	NO.74 FALLER AT TURN 7 - RIDER OK

MCRCB BULLETIN TK181

2022 Bennetts British Superbike Championship - Round 4

2022 Pirelli National Superstock Championship with MotoNovo

RACE 1 - WEATHER CONDITIONS



**2022 Pirelli National Superstock Championship with MotoNovo
RIDERS POINTS AFTER ROUND 6**

		TOTAL	GAP	DIFF																			Wins	Seconds	Thirds		
					1	2	3	4	5	6	7	8	9	10	11	12	13	14	15	16	17	18					
					15th - 17th April	Silverstone National	30th April - 2nd May Oulton Park International	20th - 22nd May	Donington Park National	17th - 19th June	Knockhill	22nd - 24th July	Brands Hatch GP	12th - 14th August	Thruxton	27th - 29th August Cadwell Park	9th - 11th September Snetterton 300	23rd - 25th September Oulton Park International	30th Sept - 2nd Oct Donington Park GP	14th - 16th October Brands Hatch GP							
1	Brayden ELLIOTT (Honda)	106			20	8	20	25	13	20															1	3	0
2	Tim NEAVE (Yamaha)	105	1		25	25	10	20	25																3	1	0
3	Billy McCONNELL (Honda)	76	30	29	16	25	10	25																	2	0	1
4	Davey TODD (Honda)	73	33	3	10	11	16	16	20																0	1	2
5	Tom WARD (Aprilia)	67	39	6	16	9	8	10	8	16															0	0	2
6	Alex OLSEN (BMW)	55	51	12	20	11	13	11																	0	1	0
7	Richard KERR (Honda)	55	51	0	6	2	7	11	16	13															0	0	1
8	Brent HARRAN (Honda)	47	59	8	13	7	6	5	9	7															0	0	0
9	Jack NIXON (BMW)	39	67	8	11	10	3	6	7	2															0	0	0
10	David ALLINGHAM (Honda)	36	70	3	9	6	13	8																	0	0	0
11	Lewis ROLLO (Honda)	34	72	2	13	9	3	9																	0	0	0
12	Charlie NESBITT (Suzuki)	28	78	6			7	11	10																0	0	0
13	Levi DAY (Suzuki)	25	81	3	8	5	5	6	1																0	0	0
14	Joe FRANCIS (Kawasaki)	16	90	9	3		5	8																	0	0	0
15	Joe TALBOT (Kawasaki)	13	93	3	2	2	4	5																	0	0	0
16	Shaun WINFIELD (Honda)	12	94	1	4	1	3	4																	0	0	0
17	Ian HUTCHINSON (BMW)	11	95	1	7	4																			0	0	0
18	Luke HEDGER (Suzuki)	10	96	1			9	1																	0	0	0
19	Ashley BEECH (Suzuki)	9	97	1	5	4																			0	0	0
20	Joe SHELDON-SHAW (Suzuki)	8	98	1	1		1	6																	0	0	0
21	Tom OLIVER (Suzuki)	6	100	2			4	2																	0	0	0
22	Matt TRUELOVE (Aprilia)	4	102	2	3	1																			0	0	0
23	Matthew PAULO (BMW)	3	103	1				3																	0	0	0
24	TJ TOMS (Kawasaki)	2	104	1			2																		0	0	0



ROW 9	27	53.338	16	James BUCHANAN	26	50.712	25	50.337	94	Max STANTON		
ROW 8	24	50.000	55	Ash BEECH	23	49.797	57	Levi DAY	22	49.761	99	Ben LUXTON
ROW 7	21	49.750	59	Matt TRUELOVE	20	49.714	30	Rob McNEALY	19	49.605	18	Shaun WINFIELD
ROW 6	18	49.602	44	Jack NIXON	17	49.541	19	Joe TALBOT	16	49.538	7	Kade VERWEY
ROW 5	15	49.492	11	David ALLINGHAM	14	49.470	2	TJ TOMS	13	49.431	10	Joe SHELDON-SHAW
ROW 4	12	49.431	77	Brent HARRAN	11	49.398	71	Matthew PAULO	10	49.368	9	Callum GRIGOR
ROW 3	9	49.259	40	Joe FRANCIS	8	48.906	75	Alex OLSEN	7	48.889	86	Charlie NESBITT
ROW 2	6	48.799	8	Lewis ROLLO	5	48.798	21	Tom WARD	4	48.797	74	Davey TODD
ROW 1	3	48.793	5	Richard KERR	2	48.781	51	Brayden ELLIOTT	1	48.763	3	Billy McCONNELL
												Pole

Knockhill: 1.2669 miles

These results are provisional until the conclusion of any judicial and technical matters.

Race Director :	Stewards :	Timekeeper : Richard Evans
-----------------	------------	----------------------------

Results can be found at www.britishsuperbike.com

Printed - 16:06 Saturday, 18 June 2022





POS	NO	NAME	NAT	ENTRY	TIME	ON	LAPS	GAP	DIFF	MPH
1	40	Joe FRANCIS	GBR	Kawasaki - Stauff Fluid Power Kawasaki	48.918	11	12			93.23
2	74	Davey TODD	GBR	Honda - Milenco by Padgetts Motorcycles	48.928	8	11	0.010	0.010	93.22
3	8	Lewis ROLLO	GBR	Honda - Milenco by Padgetts Motorcycles	48.944	10	12	0.026	0.016	93.19
4	5	Richard KERR	IRL	Honda - AMD Motorsport	48.967	8	11	0.049	0.023	93.14
5	21	Tom WARD	GBR	Aprilia - IN Competition / Aprilia	48.969	5	12	0.051	0.002	93.14
6	51	Brayden ELLIOTT	AUS	Honda - CFS Filtration No Bull Racing	48.995	8	11	0.077	0.026	93.09
7	86	Charlie NESBITT	GBR	Suzuki - VisionTrack Suzuki	49.117	10	11	0.199	0.122	92.86
8	75	Alex OLSEN	GBR	BMW - FHO Racing with Kobelco	49.228	5	11	0.310	0.111	92.65
9	3	Billy McCONNELL	AUS	Honda - C&L Fairburn Properties / Jackson Racing	49.235	4	10	0.317	0.007	92.63
10	44	Jack NIXON	GBR	BMW - FHO Racing with Kobelco	49.236	10	12	0.318	0.001	92.63
11	2	TJ TOMS	GBR	Kawasaki - Platform Hire Racing	49.409	8	11	0.491	0.173	92.31
12	77	Brent HARRAN	RSA	Honda - Optimum Bikes Racing	49.419	9	12	0.501	0.010	92.29
13	55	Ash BEECH	GBR	Suzuki - Jones Dorling Racing	49.439	9	12	0.521	0.020	92.25
14	59	Matt TRUELOVE	GBR	Aprilia - IN Competition / Aprilia	49.495	5	12	0.577	0.056	92.15
15	18	Shaun WINFIELD	GBR	Honda - TAG Racing Honda	49.527	5	11	0.609	0.032	92.09
16	71	Matthew PAULO	GBR	BMW - Matthew Paulo Racing Team	49.591	4	5	0.673	0.064	91.97
17	9	Callum GRIGOR	GBR	Kawasaki - Grigor Racing	49.658	9	12	0.740	0.067	91.85
18	10	Joe SHELDON-SHAW	GBR	Suzuki - Forward Vision Racing	49.664	11	12	0.746	0.006	91.83
19	7	Kade VERWEY	GBR	BMW - Team XG Racing	49.679	5	8	0.761	0.015	91.81
20	11	David ALLINGHAM	GBR	Honda - TAG Racing Honda	49.781	11	11	0.863	0.102	91.62
21	19	Joe TALBOT	GBR	Kawasaki - Cheshire Mouldings Kawasaki by JR Perfor	49.792	9	12	0.874	0.011	91.60
22	57	Levi DAY	AUS	Suzuki - Powerslide Motorcycles Racing	49.813	4	12	0.895	0.021	91.56
23	94	Max STANTON	GBR	BMW - PHR Performance	49.906	9	12	0.988	0.093	91.39
24	99	Ben LUXTON	GBR	BMW - Team XG Racing	49.976	4	11	1.058	0.070	91.26
25	30	Rob McNEALY	GBR	BMW - McNealy Brown	50.595	9	12	1.677	0.619	90.14
26	25	Jorel BOERBOOM	NLD	Kawasaki - G&S Bict Groep Racing	50.736	10	12	1.818	0.141	89.89
27	16	James BUCHANAN	GBR	Kawasaki - Blue Motion Racing	52.984	2	11	4.066	2.248	86.08

#7 -Lap 7 time cancelled - Track Limits T6

Weather / Track : Cloudy / Dry

Knockhill: 1.2669 miles

These results are provisional until the conclusion of any judicial and technical matters.

Date: 19/06/2022 Start: 10:24 Finish: 10:34

Race Director :	Stewards :	Timekeeper : Richard Evans
-----------------	------------	----------------------------

Results can be found at www.britishsuperbike.com

Printed - 10:35 Sunday, 19 June 2022

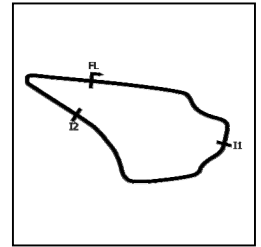


MCRCB BULLETIN TK257

2022 Bennetts British Superbike Championship - Round 4

2022 Pirelli National Superstock Championship with MotoNovo

WARM UP - SECTOR ANALYSIS



SECTOR 1 = FL to I1, SECTOR 2 = I1 to I2, SECTOR 3 = I2 to FL, DIFF = Difference To Personal Best Lap, P = Crossed Finish Line in Pit Lane, D = Time Disallowed

P1 40		Joe FRANCIS				Kawasaki - Stauff Fluid Power Kawasaki			
IDEAL LAP TIME : 48.878		BEST LAP TIME : 48.918		DIFFERENCE : 0.040					
LAP	SECTOR 1	SECTOR 2		SECTOR 3		LAP TIME	MPH	DIFF	TIME OF DAY
1 -	OUTLAP	20.057	137.2	13.567	137.7				10:25:25.066
2 -	16.960	19.306	138.9	13.397	137.2	49.663	91.84	0.745	10:26:14.729
3 -	16.617	19.833	139.2	13.438	138.0	49.888	91.42	0.970	10:27:04.617
4 -	16.256	19.294	140.6	13.793	138.3	49.343	92.43	0.425	10:27:53.960
5 -	16.991	19.871	139.2	13.713	136.9	50.575	90.18	1.657	10:28:44.535
6 -	16.368	19.346	139.8	13.614	136.3	49.328	92.46	0.410	10:29:33.863
7 -	17.172	20.527	138.0	13.533	138.0	51.232	89.02	2.314	10:30:25.095
8 -	16.288	19.411	140.6	13.513	136.9	49.212	92.68	0.294	10:31:14.307
9 -	16.261	19.371	138.0	13.421	137.5	49.053 (3)	92.98	0.135	10:32:03.360
10 -	16.290	19.337	138.3	13.396	136.6	49.023 (2)	93.04	0.105	10:32:52.383
11 -	16.195	19.305	137.5	13.418	137.5	48.918 (1)	93.23		10:33:41.301
12 -	16.410	19.423	137.5	13.389	138.0	49.222	92.66	0.304	10:34:30.523

P2 74		Davey TODD				Honda - Milenco by Padgetts Motorcycles			
IDEAL LAP TIME : 48.896		BEST LAP TIME : 48.928		DIFFERENCE : 0.032					
LAP	SECTOR 1	SECTOR 2		SECTOR 3		LAP TIME	MPH	DIFF	TIME OF DAY
1 -	OUTLAP	19.910	137.7	16.940	31.4				10:25:18.086
2 -	OUTLAP	19.680	138.6	13.454	134.4	1:28.507	51.53	39.579	10:26:46.593
3 -	16.511	19.532	138.6	13.478	136.3	49.521	92.10	0.593	10:27:36.114
4 -	16.377	19.481	138.6	13.403	137.7	49.261	92.59	0.333	10:28:25.375
5 -	16.278	19.358	140.3	13.546	135.0	49.182	92.73	0.254	10:29:14.557
6 -	16.342	19.363	139.8	13.423	137.2	49.128 (3)	92.84	0.200	10:30:03.685
7 -	16.331	19.272	140.3	13.447	139.2	49.050 (2)	92.98	0.122	10:30:52.735
8 -	16.287	19.295	139.8	13.346	136.6	48.928 (1)	93.22		10:31:41.663
9 -	16.298	19.288	141.2	14.022	133.6	49.608	91.94	0.680	10:32:31.271
10 -	16.554	19.465	139.8	13.709	136.6	49.728	91.72	0.800	10:33:20.999
11 -	16.476	19.385	140.1	13.532	137.7	49.393	92.34	0.465	10:34:10.392

P3 8		Lewis ROLLO				Honda - Milenco by Padgetts Motorcycles			
IDEAL LAP TIME : 48.873		BEST LAP TIME : 48.944		DIFFERENCE : 0.071					
LAP	SECTOR 1	SECTOR 2		SECTOR 3		LAP TIME	MPH	DIFF	TIME OF DAY
1 -	OUTLAP	19.863	137.5	13.900	133.6				10:25:14.412
2 -	16.832	19.572	138.6	13.741	134.4	50.145	90.95	1.201	10:26:04.557
3 -	16.574	19.215	140.9	13.586	134.2	49.375	92.37	0.431	10:26:53.932
4 -	16.548	19.256	140.9	13.597	136.3	49.401	92.32	0.457	10:27:43.333
5 -	16.343	19.153	141.5	13.498	136.6	48.994 (2)	93.09	0.050	10:28:32.327
6 -	16.305	19.186	141.5	13.556	136.1	49.047	92.99	0.103	10:29:21.374
7 -	16.314	19.278	138.6	13.560	135.8	49.152	92.79	0.208	10:30:10.526
8 -	16.879	21.686	138.0	13.715	136.1	52.280	87.24	3.336	10:31:02.806
9 -	16.331	19.236	141.2	13.619	133.6	49.186	92.73	0.242	10:31:51.992
10 -	16.308	19.197	142.4	13.439	136.1	48.944 (1)	93.19		10:32:40.936
11 -	16.311	19.129	140.3	13.606	137.2	49.046 (3)	92.99	0.102	10:33:29.982
12 -	16.368	19.703	137.5	13.834	129.0	49.905	91.39	0.961	10:34:19.887

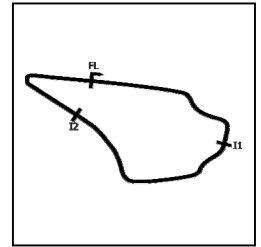
P4 5		Richard KERR				Honda - AMD Motorsport			
IDEAL LAP TIME : 48.812		BEST LAP TIME : 48.967		DIFFERENCE : 0.155					
LAP	SECTOR 1	SECTOR 2		SECTOR 3		LAP TIME	MPH	DIFF	TIME OF DAY
1 -	OUTLAP	21.937	130.5	14.236	136.6				10:25:38.311
2 -	16.531	19.299	137.2	13.477	136.6	49.307	92.50	0.340	10:26:27.618
3 -	16.586	23.162	127.8	14.191	138.9	53.939	84.56	4.972	10:27:21.557
4 -	16.216	19.414	137.5	13.409	138.3	49.039 (3)	93.00	0.072	10:28:10.596
5 -	16.230	19.437	135.5	13.387	140.3	49.054	92.98	0.087	10:28:59.650
6 -	18.156	21.140	130.5	15.039	137.5	54.335	83.94	5.368	10:29:53.985
7 -	16.190	19.236	135.5	13.555	139.5	48.981 (2)	93.12	0.014	10:30:42.966
8 -	16.189	19.334	135.8	13.444	138.9	48.967 (1)	93.14		10:31:31.933
9 -	17.206	23.369	89.2	15.830	137.7	56.405	80.86	7.438	10:32:28.338
10 -	16.332	19.286	137.5	13.583	138.3	49.201	92.70	0.234	10:33:17.539
11 -	16.592	21.616	127.0	14.225	137.7	52.433	86.98	3.466	10:34:09.972

MCRCB BULLETIN TK257

2022 Bennetts British Superbike Championship - Round 4

2022 Pirelli National Superstock Championship with MotoNovo

WARM UP - SECTOR ANALYSIS



SECTOR 1 = FL to I1, SECTOR 2 = I1 to I2, SECTOR 3 = I2 to FL, DIFF = Difference To Personal Best Lap, P = Crossed Finish Line in Pit Lane, D = Time Disallowed

P5 21 Tom WARD		Aprilia - IN Competition / Aprilia					
IDEAL LAP TIME : 48.915		BEST LAP TIME : 48.969		DIFFERENCE : 0.054			
LAP	SECTOR 1	SECTOR 2	SECTOR 3	LAP TIME	MPH	DIFF	TIME OF DAY
1 -	OUTLAP	20.365	134.4	14.106	137.5		10:25:17.233
2 -	16.867	19.521	137.2	13.551	139.2	49.939 91.33 0.970	10:26:07.172
3 -	16.400	19.328		13.509	138.3	49.237 92.63 0.268	10:26:56.409
4 -	16.262	19.281		13.510	136.6	49.053 (3) 92.98 0.084	10:27:45.462
5 -	16.219	19.287		13.463	138.9	48.969 (1) 93.14	10:28:34.431
6 -	16.202	19.344		13.562	137.5	49.108 92.87 0.139	10:29:23.539
7 -	16.377	19.368		13.512	136.6	49.257 92.59 0.288	10:30:12.796
8 -	16.342	19.423	135.5	13.596	139.5	49.361 92.40 0.392	10:31:02.157
9 -	16.310	19.302		13.502	137.5	49.114 92.86 0.145	10:31:51.271
10 -	16.247	19.309		13.432 139.5		48.988 (2) 93.10 0.019	10:32:40.259
11 -	16.322	19.464		13.659	136.9	49.445 92.24 0.476	10:33:29.704
12 -	16.435	19.455		13.650	138.0	49.540 92.06 0.571	10:34:19.244

P6 51 Brayden ELLIOTT		Honda - CFS Filtration No Bull Racing					
IDEAL LAP TIME : 48.969		BEST LAP TIME : 48.995		DIFFERENCE : 0.026			
LAP	SECTOR 1	SECTOR 2	SECTOR 3	LAP TIME	MPH	DIFF	TIME OF DAY
1 -	OUTLAP	19.986	138.0	13.776	135.8		10:26:08.797
2 -	16.543	19.391	138.6	13.672	136.9	49.606 91.94 0.611	10:26:58.403
3 -	16.400	19.241	139.2	13.578	139.5	49.219 92.66 0.224	10:27:47.622
4 -	16.316	19.238 140.6		13.607	137.5	49.161 (2) 92.77 0.166	10:28:36.783
5 -	16.454	19.419	139.2	13.971	135.5	49.844 91.50 0.849	10:29:26.627
6 -	16.341	19.356	138.9	13.576	138.6	49.273 92.56 0.278	10:30:15.900
7 -	16.252	19.302	138.9	13.697	138.0	49.251 92.60 0.256	10:31:05.151
8 -	16.181	19.264	138.9	13.550	137.7	48.995 (1) 93.09	10:31:54.146
9 -	16.245	19.315	139.2	13.601	138.3	49.161 (2) 92.77 0.166	10:32:43.307
10 -	16.469	20.737	131.3	13.999	138.0	51.205 89.07 2.210	10:33:34.512
11 -	16.373	19.363	138.0	13.601	137.5	49.337 92.44 0.342	10:34:23.849

P7 86 Charlie NESBITT		Suzuki - VisionTrack Suzuki					
IDEAL LAP TIME : 49.060		BEST LAP TIME : 49.117		DIFFERENCE : 0.057			
LAP	SECTOR 1	SECTOR 2	SECTOR 3	LAP TIME	MPH	DIFF	TIME OF DAY
1 -	OUTLAP	21.004	135.2	14.038	133.6		10:25:52.180
2 -	17.346	19.767	137.2	13.684	134.4	50.797 89.79 1.680	10:26:42.977
3 -	16.517	19.656	138.3	13.580	136.1	49.753 91.67 0.636	10:27:32.730
4 -	16.530	19.475	138.3	13.679	137.2	49.684 91.80 0.567	10:28:22.414
5 -	16.430	19.664	138.0	13.603	136.1	49.697 91.77 0.580	10:29:12.111
6 -	16.340	19.363	138.9	13.705	136.3	49.408 (3) 92.31 0.291	10:30:01.519
7 -	16.361	19.379	138.3	13.634	136.6	49.374 (2) 92.37 0.257	10:30:50.893
8 -	16.439	19.371	138.9	13.737	137.2	49.547 92.05 0.430	10:31:40.440
9 -	16.376	19.449	136.9	13.701	136.6	49.526 92.09 0.409	10:32:29.966
10 -	16.208	19.272 139.2		13.637	136.6	49.117 (1) 92.86	10:33:19.083
11 -	16.278	19.491	139.2	13.711	136.9	49.480 92.18 0.363	10:34:08.563

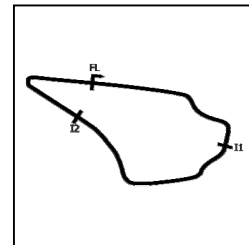
P8 75 Alex OLSEN		BMW - FHO Racing with Kobelco					
IDEAL LAP TIME : 49.019		BEST LAP TIME : 49.228		DIFFERENCE : 0.209			
LAP	SECTOR 1	SECTOR 2	SECTOR 3	LAP TIME	MPH	DIFF	TIME OF DAY
1 -	OUTLAP	22.815	135.5	14.367	136.9		10:25:40.056
2 -	16.748	19.510	140.6	13.846	138.9	50.104 91.03 0.876	10:26:30.160
3 -	16.352	19.323	143.0	13.696	140.6	49.371 (3) 92.38 0.143	10:27:19.531
4 -	16.941	21.227	140.9	13.763	138.9	51.931 87.83 2.703	10:28:11.462
5 -	16.184	19.419	140.3	13.625	137.7	49.228 (1) 92.65	10:29:00.690
6 -	16.389	19.316	141.2	13.679	140.1	49.384 92.36 0.156	10:29:50.074
7 -	16.224	19.268	141.8	13.791	139.5	49.283 (2) 92.54 0.055	10:30:39.357
8 -	18.074	22.489	139.5	14.092	138.6	54.655 83.45 5.427	10:31:34.012
9 -	16.933	21.338	132.8	14.193	139.8	52.464 86.93 3.236	10:32:26.476
10 -	16.126	19.545	135.5	13.791	140.1	49.462 92.21 0.234	10:33:15.938
11 -	17.325	19.908	139.2	13.869	138.3	51.102 89.25 1.874	10:34:07.040

MCRCB BULLETIN TK257

2022 Bennetts British Superbike Championship - Round 4

2022 Pirelli National Superstock Championship with MotoNovo

WARM UP - SECTOR ANALYSIS



SECTOR 1 = FL to I1, SECTOR 2 = I1 to I2, SECTOR 3 = I2 to FL, DIFF = Difference To Personal Best Lap, P = Crossed Finish Line in Pit Lane, D = Time Disallowed

P9 3		Billy McCONNELL				Honda - C&L Fairburn Properties / Jackson Racing			
IDEAL LAP TIME : 49.198		BEST LAP TIME : 49.235		DIFFERENCE : 0.037					
LAP	SECTOR 1	SECTOR 2		SECTOR 3		LAP TIME	MPH	DIFF	TIME OF DAY
1 -	OUTLAP	20.063	132.8	13.863	134.2				10:26:01.715
2 -	16.550	19.558	136.6	13.537	135.8	49.645 (3)	91.87	0.410	10:26:51.360
3 -	16.381	19.555	134.7	13.591	135.5	49.527 (2)	92.09	0.292	10:27:40.887
4 -	16.341	19.338	138.0	13.556	135.0	49.235 (1)	92.63		10:28:30.122
5 -	16.567	19.586	137.7	13.519	135.5	49.672	91.82	0.437	10:29:19.794
6 -	16.692	20.983	135.0	13.740	135.2	51.415	88.71	2.180	10:30:11.209
7 -	16.620	20.050	130.5	17.205	37.9	53.875	84.66	4.640	10:31:05.084
8 -	OUTLAP	21.819	129.3	13.779	135.2	1:42.525	44.48	53.290	10:32:47.609
9 -	16.519	19.887	133.6	13.615	136.1	50.021	91.18	0.786	10:33:37.630
10 -	16.546	19.780	135.5	13.865	135.5	50.191	90.87	0.956	10:34:27.821

P10 44		Jack NIXON				BMW - FHO Racing with Kobelco			
IDEAL LAP TIME : 49.111		BEST LAP TIME : 49.236		DIFFERENCE : 0.125					
LAP	SECTOR 1	SECTOR 2		SECTOR 3		LAP TIME	MPH	DIFF	TIME OF DAY
1 -	OUTLAP	20.152	133.9	13.943	135.0				10:25:31.098
2 -	16.755	19.795	130.3	14.232	133.9	50.782	89.81	1.546	10:26:21.880
3 -	16.874	19.344	138.9	13.484	136.1	49.702	91.76	0.466	10:27:11.582
4 -	16.466	19.744	132.1	14.103	134.4	50.313	90.65	1.077	10:28:01.895
5 -	16.491	19.439	135.2	13.780	133.6	49.710	91.75	0.474	10:28:51.605
6 -	16.541	19.503	136.9	14.651	138.0	50.695	89.97	1.459	10:29:42.300
7 -	16.338	19.498	136.1	13.730	134.4	49.566	92.02	0.330	10:30:31.866
8 -	16.342	19.376	137.2	13.800	133.9	49.518 (2)	92.11	0.282	10:31:21.384
9 -	16.574	19.383	138.0	13.950	136.9	49.907	91.39	0.671	10:32:11.291
10 -	16.318	19.309	138.9	13.609	136.1	49.236 (1)	92.63		10:33:00.527
11 -	16.709	20.036	132.3	14.031	136.1	50.776	89.82	1.540	10:33:51.303
12 -	16.372	19.434	136.6	13.758	135.5	49.564 (3)	92.02	0.328	10:34:40.867

P11 2		TJ TOMS				Kawasaki - Platform Hire Racing			
IDEAL LAP TIME : 49.409		BEST LAP TIME : 49.409		DIFFERENCE : 0.000					
LAP	SECTOR 1	SECTOR 2		SECTOR 3		LAP TIME	MPH	DIFF	TIME OF DAY
1 -	OUTLAP	21.251	132.1	13.996	134.2				10:25:52.580
2 -	17.173	19.954	133.9	13.743	133.6	50.870	89.66	1.461	10:26:43.450
3 -	16.579	19.933	134.2	13.634	134.7	50.146	90.95	0.737	10:27:33.596
4 -	16.607	19.800	135.2	13.545	135.5	49.952	91.30	0.543	10:28:23.548
5 -	16.477	20.108	133.1	17.557	39.0	54.142	84.24	4.733	10:29:17.690
6 -	OUTLAP	19.903	135.2	13.845	135.5	1:19.947	57.05	30.538	10:30:37.637
7 -	16.511	19.891	133.1	13.659	136.3	50.061	91.11	0.652	10:31:27.698
8 -	16.323	19.561	137.2	13.525	137.2	49.409 (1)	92.31		10:32:17.107
9 -	16.504	19.720	138.0	13.575	136.6	49.799 (3)	91.59	0.390	10:33:06.906
10 -	17.287	19.670	139.5	14.038	134.2	50.995	89.44	1.586	10:33:57.901
11 -	16.493	19.582	135.2	13.668	134.4	49.743 (2)	91.69	0.334	10:34:47.644

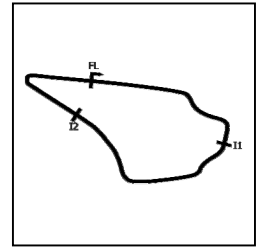
P12 77		Brent HARRAN				Honda - Optimum Bikes Racing			
IDEAL LAP TIME : 49.208		BEST LAP TIME : 49.419		DIFFERENCE : 0.211					
LAP	SECTOR 1	SECTOR 2		SECTOR 3		LAP TIME	MPH	DIFF	TIME OF DAY
1 -	OUTLAP	21.093	134.7	14.061	136.3				10:25:18.497
2 -	16.799	19.869	138.6	13.984	136.6	50.652	90.04	1.233	10:26:09.149
3 -	16.577	19.511	139.2	13.687	136.9	49.775	91.63	0.356	10:26:58.924
4 -	16.490	19.329	140.3	13.646	139.5	49.465 (2)	92.20	0.046	10:27:48.389
5 -	16.386	19.338	139.8	13.795	138.6	49.519	92.10	0.100	10:28:37.908
6 -	16.656	19.500	140.3	13.831	138.6	49.987	91.24	0.568	10:29:27.895
7 -	16.596	19.356	140.6	13.914	138.3	49.866	91.46	0.447	10:30:17.761
8 -	16.402	19.383	141.8	13.739	138.3	49.524	92.09	0.105	10:31:07.285
9 -	16.420	19.506	139.8	13.493	135.8	49.419 (1)	92.29		10:31:56.704
10 -	16.472	19.463	139.2	13.546	137.2	49.481 (3)	92.17	0.062	10:32:46.185
11 -	16.564	19.454	138.0	13.763	138.6	49.781	91.62	0.362	10:33:35.966
12 -	16.472	19.469	138.9	13.664	137.2	49.605	91.94	0.186	10:34:25.571

MCRCB BULLETIN TK257

2022 Bennetts British Superbike Championship - Round 4

2022 Pirelli National Superstock Championship with MotoNovo

WARM UP - SECTOR ANALYSIS



SECTOR 1 = FL to I1, SECTOR 2 = I1 to I2, SECTOR 3 = I2 to FL, DIFF = Difference To Personal Best Lap, P = Crossed Finish Line in Pit Lane, D = Time Disallowed

P13 55 Ash BEECH		Suzuki - Jones Dorling Racing							
IDEAL LAP TIME : 49.326		BEST LAP TIME : 49.439		DIFFERENCE : 0.113					
LAP	SECTOR 1	SECTOR 2		SECTOR 3		LAP TIME	MPH	DIFF	TIME OF DAY
1 -	OUTLAP	21.180	134.7	14.376	133.6				10:25:24.754
2 -	18.341	21.132	137.2	13.992	133.1	53.465	85.31	4.026	10:26:18.219
3 -	16.780	19.661	139.2	14.043	134.2	50.484	90.34	1.045	10:27:08.703
4 -	16.648	20.076	137.5	13.746	134.7	50.470	90.37	1.031	10:27:59.173
5 -	16.451	19.443	137.5	13.681	136.1	49.575 (3)	92.00	0.136	10:28:48.748
6 -	16.521	19.574	136.6	13.762	134.7	49.857	91.48	0.418	10:29:38.605
7 -	20.840	20.401	136.9	13.872	134.4	55.113	82.75	5.674	10:30:33.718
8 -	16.320	19.607	135.5	13.643	135.0	49.570 (2)	92.01	0.131	10:31:23.288
9 -	16.433	19.405	136.3	13.601	135.2	49.439 (1)	92.25		10:32:12.727
10 -	19.045	25.698	129.5	14.486	133.4	59.229	77.00	9.790	10:33:11.956
11 -	16.622	20.051	135.8	13.810	133.4	50.483	90.34	1.044	10:34:02.439
12 -	16.795	19.989	137.7	14.089	133.1	50.873	89.65	1.434	10:34:53.312

P14 59 Matt TRUELOVE		Aprilia - IN Competition / Aprilia							
IDEAL LAP TIME : 49.348		BEST LAP TIME : 49.495		DIFFERENCE : 0.147					
LAP	SECTOR 1	SECTOR 2		SECTOR 3		LAP TIME	MPH	DIFF	TIME OF DAY
1 -	OUTLAP	20.506	138.0	14.090	135.5				10:25:17.716
2 -	16.658	19.665	140.1	13.776	135.2	50.099	91.04	0.604	10:26:07.815
3 -	16.499	19.476	141.2	13.610	137.7	49.585 (2)	91.98	0.090	10:26:57.400
4 -	16.549	19.469	140.9	13.776	133.9	49.794 (3)	91.59	0.299	10:27:47.194
5 -	16.286	19.452	140.6	13.757	134.2	49.495 (1)	92.15		10:28:36.689
6 -	16.354	19.492	141.2	14.470	127.5	50.316	90.64	0.821	10:29:27.005
7 -	16.692	19.675	139.8	13.796	135.5	50.163	90.92	0.668	10:30:17.168
8 -	16.543	19.617	140.3	13.857	134.4	50.017	91.19	0.522	10:31:07.185
9 -	20.202	26.009	93.3	16.941	133.4	1:03.152	72.22	13.657	10:32:10.337
10 -	16.580	19.685	141.5	14.122	135.8	50.387	90.52	0.892	10:33:00.724
11 -	16.773	20.294	138.6	14.078	135.2	51.145	89.18	1.650	10:33:51.869
12 -	16.466	19.568	140.3	13.855	134.7	49.889	91.42	0.394	10:34:41.758

P15 18 Shaun WINFIELD		Honda - TAG Racing Honda							
IDEAL LAP TIME : 49.404		BEST LAP TIME : 49.527		DIFFERENCE : 0.123					
LAP	SECTOR 1	SECTOR 2		SECTOR 3		LAP TIME	MPH	DIFF	TIME OF DAY
1 -	OUTLAP	20.530	138.0	13.956	135.8				10:25:25.651
2 -	16.884	20.299	138.3	13.806	135.0	50.989	89.45	1.462	10:26:16.640
3 -	16.716	19.452	140.9	13.816	135.2	49.984	91.25	0.457	10:27:06.624
4 -	16.537	19.389	139.8	13.721	136.1	49.647 (2)	91.87	0.120	10:27:56.271
5 -	16.449	19.280	139.2	13.798	136.6	49.527 (1)	92.09		10:28:45.798
6 -	16.467	19.753	141.5	13.799	133.9	50.019	91.18	0.492	10:29:35.817
7 -	16.403	19.423	140.9	13.840	137.5	49.666 (3)	91.83	0.139	10:30:25.483
8 -	16.752	20.084	132.8	19.031	44.0	55.867	81.64	6.340	10:31:21.350
9 -	OUTLAP	20.458	136.6	14.123	134.2	1:38.418	46.34	48.891	10:32:59.768
10 -	16.614	19.716	136.1	13.760	135.8	50.090	91.05	0.563	10:33:49.858
11 -	16.531	19.626	136.9	13.852	135.0	50.009	91.20	0.482	10:34:39.867

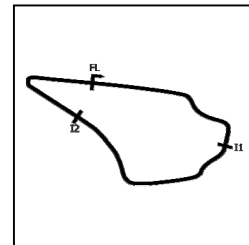
P16 71 Matthew PAULO		BMW - Matthew Paulo Racing Team							
IDEAL LAP TIME : 49.591		BEST LAP TIME : 49.591		DIFFERENCE : 0.000					
LAP	SECTOR 1	SECTOR 2		SECTOR 3		LAP TIME	MPH	DIFF	TIME OF DAY
1 -	OUTLAP	20.844	133.1	14.288	133.4				10:26:25.922
2 -	17.314	19.789	138.0	13.960	134.2	51.063 (3)	89.32	1.472	10:27:16.985
3 -	16.945	19.555	138.6	13.676	137.2	50.176 (2)	90.90	0.585	10:28:07.161
4 -	16.575	19.355	139.5	13.661	136.3	49.591 (1)	91.97		10:28:56.752
5 -	17.754	20.376	131.3	17.810	36.0	55.940	81.53	6.349	10:29:52.692

MCRCB BULLETIN TK257

2022 Bennetts British Superbike Championship - Round 4

2022 Pirelli National Superstock Championship with MotoNovo

WARM UP - SECTOR ANALYSIS



SECTOR 1 = FL to I1, SECTOR 2 = I1 to I2, SECTOR 3 = I2 to FL, DIFF = Difference To Personal Best Lap, P = Crossed Finish Line in Pit Lane, D = Time Disallowed

P17 9		Callum GRIGOR		Kawasaki - Grigor Racing					
IDEAL LAP TIME : 49.516		BEST LAP TIME : 49.658		DIFFERENCE : 0.142					
LAP	SECTOR 1	SECTOR 2	SECTOR 3	LAP TIME	MPH	DIFF	TIME OF DAY		
1 -	OUTLAP	20.045	135.8	14.041	133.6		10:25:22.557		
2 -	16.906	19.563	138.9	13.706	136.3	50.175	90.90	0.517	10:26:12.732
3 -	16.823	19.625	138.0	13.863	136.3	50.311	90.65	0.653	10:27:03.043
4 -	16.750	19.979	138.6	13.864	135.2	50.593	90.15	0.935	10:27:53.636
5 -	16.773	19.532	137.7	13.771	135.0	50.076 (3)	91.08	0.418	10:28:43.712
6 -	16.732	19.455	137.5	13.588	136.6	49.775 (2)	91.63	0.117	10:29:33.487
7 -	16.818	19.480	137.5	14.231	125.2	50.529	90.26	0.871	10:30:24.016
8 -	17.035	19.541	136.6	13.935	135.8	50.511	90.29	0.853	10:31:14.527
9 -	16.523	19.405	138.3	13.730	135.5	49.658 (1)	91.85		10:32:04.185
10 -	16.875	19.588	136.9	13.891	133.9	50.354	90.58	0.696	10:32:54.539
11 -	16.765	19.482	136.3	13.863	135.0	50.110	91.02	0.452	10:33:44.649
12 -	16.735	19.666	132.6	13.851	135.2	50.252	90.76	0.594	10:34:34.901

P18 10		Joe SHELDON-SHAW		Suzuki - Forward Vision Racing					
IDEAL LAP TIME : 49.494		BEST LAP TIME : 49.664		DIFFERENCE : 0.170					
LAP	SECTOR 1	SECTOR 2	SECTOR 3	LAP TIME	MPH	DIFF	TIME OF DAY		
1 -	OUTLAP	20.044	134.7	14.185	132.6		10:25:16.237		
2 -	17.209	19.629	135.0	13.952	131.5	50.790	89.80	1.126	10:26:07.027
3 -	17.013	19.434	137.2	13.712	135.5	50.159	90.93	0.495	10:26:57.186
4 -	16.912	19.631	137.7	13.767	136.1	50.310	90.66	0.646	10:27:47.496
5 -	16.893	19.361	136.6	13.920	134.2	50.174	90.90	0.510	10:28:37.670
6 -	16.623	19.424	136.9	13.904	135.2	49.951	91.31	0.287	10:29:27.621
7 -	16.579	19.462	136.1	15.363	132.6	51.404	88.73	1.740	10:30:19.025
8 -	16.753	19.432	138.0	13.763	135.8	49.948	91.31	0.284	10:31:08.973
9 -	16.666	19.506	136.9	13.900	134.4	50.072	91.09	0.408	10:31:59.045
10 -	16.669	19.473	137.7	13.753	133.9	49.895 (3)	91.41	0.231	10:32:48.940
11 -	16.555	19.447	136.9	13.662	135.8	49.664 (1)	91.83		10:33:38.604
12 -	16.471	19.495	138.6	13.701	135.5	49.667 (2)	91.83	0.003	10:34:28.271

P19 7		Kade VERWEY		BMW - Team XG Racing					
IDEAL LAP TIME : 49.229		BEST LAP TIME : 49.679		DIFFERENCE : 0.450					
LAP	SECTOR 1	SECTOR 2	SECTOR 3	LAP TIME	MPH	DIFF	TIME OF DAY		
1 -	OUTLAP	20.277	138.3	13.859	138.9		10:25:21.310		
2 -	17.045	20.032	139.5	13.794	137.2	50.871	89.66	1.192	10:26:12.181
3 -	17.105	19.610	137.5	13.794	138.3	50.509 (3)	90.30	0.830	10:27:02.690
4 -	17.025	19.889	140.6	13.845	136.9	50.759	89.85	1.080	10:27:53.449
5 -	16.664	19.397	140.1	13.618	137.7	49.679 (1)	91.81		10:28:43.128
6 -	16.581	19.413	139.5	13.696	138.6	49.690 (2)	91.79	0.011	10:29:32.818
7 -	16.359	19.308	140.1	13.562	138.9	49.229 D	92.65		10:30:22.047
8 -	16.482	19.606	140.1	19.225	29.6	55.313	82.46	5.634	10:31:17.360

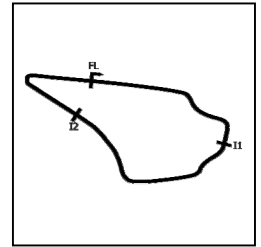
P20 11		David ALLINGHAM		Honda - TAG Racing Honda					
IDEAL LAP TIME : 49.661		BEST LAP TIME : 49.781		DIFFERENCE : 0.120					
LAP	SECTOR 1	SECTOR 2	SECTOR 3	LAP TIME	MPH	DIFF	TIME OF DAY		
1 -	OUTLAP	20.711	136.6	14.105	137.2		10:25:39.186		
2 -	16.749	19.726	138.9	13.809	137.2	50.284	90.70	0.503	10:26:29.470
3 -	16.543	19.656	139.2	13.779	137.7	49.978	91.26	0.197	10:27:19.448
4 -	16.464	19.760	138.0	13.784	138.3	50.008	91.20	0.227	10:28:09.456
5 -	16.517	19.676	138.0	13.626	139.2	49.819 (2)	91.55	0.038	10:28:59.275
6 -	16.445	19.624	139.2	13.906	136.6	49.975	91.26	0.194	10:29:49.250
7 -	16.529	19.590	140.6	13.706	139.5	49.825 (3)	91.54	0.044	10:30:39.075
8 -	17.526	23.531	139.2	14.169	140.1	55.226	82.58	5.445	10:31:34.301
9 -	16.848	20.560	136.3	13.995	137.5	51.403	88.73	1.622	10:32:25.704
10 -	16.523	19.743	137.7	13.777	137.5	50.043	91.14	0.262	10:33:15.747
11 -	16.519	19.601	139.5	13.661	138.0	49.781 (1)	91.62		10:34:05.528

MCRCB BULLETIN TK257

2022 Bennetts British Superbike Championship - Round 4

2022 Pirelli National Superstock Championship with MotoNovo

WARM UP - SECTOR ANALYSIS



SECTOR 1 = FL to I1, SECTOR 2 = I1 to I2, SECTOR 3 = I2 to FL, DIFF = Difference To Personal Best Lap, P = Crossed Finish Line in Pit Lane, D = Time Disallowed

P21 19		Joe TALBOT		Kawasaki - Cheshire Mouldings Kawasaki by JR Performance					
IDEAL LAP TIME : 49.704		BEST LAP TIME : 49.792		DIFFERENCE : 0.088					
LAP	SECTOR 1	SECTOR 2		SECTOR 3		LAP TIME	MPH	DIFF	TIME OF DAY
1 -	OUTLAP	20.364	135.2	14.025	133.6				10:25:26.665
2 -	16.913	20.127	137.7	14.322	131.0	51.362	88.80	1.570	10:26:18.027
3 -	16.673	19.780	137.2	13.791	136.3	50.244	90.77	0.452	10:27:08.271
4 -	16.595	19.656	137.2	13.662	136.6	49.913	91.38	0.121	10:27:58.184
5 -	16.551	19.598	136.3	13.645	136.3	49.794 (2)	91.59	0.002	10:28:47.978
6 -	17.853	23.378	123.3	14.976	130.3	56.207	81.14	6.415	10:29:44.185
7 -	17.097	24.027	104.8	14.591	136.3	55.715	81.86	5.923	10:30:39.900
8 -	16.875	19.843	135.5	13.707	136.3	50.425	90.45	0.633	10:31:30.325
9 -	16.536	19.655	136.3	13.601	136.3	49.792 (1)	91.60		10:32:20.117
10 -	16.544	19.734	136.9	13.735	134.4	50.013	91.19	0.221	10:33:10.130
11 -	16.587	19.660	135.5	13.664	136.1	49.911 (3)	91.38	0.119	10:34:00.041
12 -	16.505	19.667	135.8	14.014	133.4	50.186	90.88	0.394	10:34:50.227

P22 57		Levi DAY		Suzuki - Powerslide Motorcycles Racing					
IDEAL LAP TIME : 49.720		BEST LAP TIME : 49.813		DIFFERENCE : 0.093					
LAP	SECTOR 1	SECTOR 2		SECTOR 3		LAP TIME	MPH	DIFF	TIME OF DAY
1 -	OUTLAP	21.505	132.8	14.181	137.7				10:25:19.622
2 -	17.431	20.237	136.6	13.908	136.3	51.576	88.43	1.763	10:26:11.198
3 -	16.874	19.670	138.3	13.654	137.2	50.198	90.86	0.385	10:27:01.396
4 -	16.487	19.674	138.6	13.652	138.3	49.813 (1)	91.56		10:27:51.209
5 -	16.445	19.986	132.1	13.719	136.1	50.150	90.94	0.337	10:28:41.359
6 -	16.620	19.895	136.1	13.690	136.6	50.205	90.84	0.392	10:29:31.564
7 -	16.649	19.763	136.3	13.765	136.3	50.177	90.90	0.364	10:30:21.741
8 -	16.583	19.708	138.3	13.605	136.9	49.896 (2)	91.41	0.083	10:31:11.637
9 -	19.667	24.106	133.1	14.153	131.8	57.926	78.74	8.113	10:32:09.563
10 -	16.893	19.854	138.6	13.785	137.5	50.532	90.26	0.719	10:33:00.095
11 -	16.696	19.677	139.2	13.612	137.2	49.985 (3)	91.24	0.172	10:33:50.080
12 -	16.604	19.949	136.1	13.642	138.0	50.195	90.86	0.382	10:34:40.275

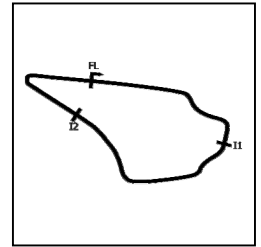
P23 94		Max STANTON		BMW - PHR Performance					
IDEAL LAP TIME : 49.850		BEST LAP TIME : 49.906		DIFFERENCE : 0.056					
LAP	SECTOR 1	SECTOR 2		SECTOR 3		LAP TIME	MPH	DIFF	TIME OF DAY
1 -	OUTLAP	21.033	134.7	14.654	136.9				10:25:24.495
2 -	17.779	20.773	134.2	15.649	132.8	54.201	84.15	4.295	10:26:18.696
3 -	17.351	19.805	135.5	14.255	138.6	51.411	88.71	1.505	10:27:10.107
4 -	17.168	20.356	135.0	14.355	136.3	51.879	87.91	1.973	10:28:01.986
5 -	16.896	19.906	137.7	13.969	137.2	50.771	89.83	0.865	10:28:52.757
6 -	16.954	19.866	133.9	14.725	132.6	51.545	88.48	1.639	10:29:44.302
7 -	17.443	19.981	133.9	14.190	138.3	51.614	88.36	1.708	10:30:35.916
8 -	16.814	19.461	137.7	13.994	136.1	50.269 (2)	90.73	0.363	10:31:26.185
9 -	16.661	19.517	138.3	13.728	139.2	49.906 (1)	91.39		10:32:16.091
10 -	16.846	19.952	139.2	13.851	136.9	50.649 (3)	90.05	0.743	10:33:06.740
11 -	17.140	19.752	138.6	17.737	124.0	54.629	83.49	4.723	10:34:01.369
12 -	17.298	20.283	136.6	14.819	129.3	52.400	87.04	2.494	10:34:53.769

MCRCB BULLETIN TK257

2022 Bennetts British Superbike Championship - Round 4

2022 Pirelli National Superstock Championship with MotoNovo

WARM UP - SECTOR ANALYSIS



SECTOR 1 = FL to I1, SECTOR 2 = I1 to I2, SECTOR 3 = I2 to FL, DIFF = Difference To Personal Best Lap, P = Crossed Finish Line in Pit Lane, D = Time Disallowed

P24 99 Ben LUXTON		BMW - Team XG Racing							
IDEAL LAP TIME : 49.976		BEST LAP TIME : 49.976		DIFFERENCE : 0.000					
LAP	SECTOR 1	SECTOR 2	SECTOR 3	LAP TIME	MPH	DIFF	TIME OF DAY		
1 -	OUTLAP	21.056	132.8	14.464	136.3		10:25:20.014		
2 -	17.247	20.213	136.6	14.007	136.6	51.467	88.62	1.491	10:26:11.481
3 -	18.621	21.550	140.9	13.747	137.5	53.918	84.59	3.942	10:27:05.399
4 -	16.713	19.603	140.9	13.660	138.0	49.976 (1)	91.26		10:27:55.375
5 -	16.766	19.781	140.6	13.953	138.9	50.500	90.31	0.524	10:28:45.875
6 -	17.429	25.351	131.3	15.629	136.3	58.409	78.08	8.433	10:29:44.284
7 -	17.193	20.095	140.1	13.748	138.0	51.036	89.37	1.060	10:30:35.320
8 -	16.754	19.751	139.8	13.688	136.3	50.193 (2)	90.87	0.217	10:31:25.513
9 -	16.736	19.670	138.9	13.855	137.2	50.261 (3)	90.74	0.285	10:32:15.774
10 -	16.829	19.725	139.8	13.879	136.1	50.433	90.43	0.457	10:33:06.207
11 -	30.281	21.449	132.3	13.934	137.5	1:05.664	69.46	15.688	10:34:11.871

P25 30 Rob McNEALY		BMW - McNealy Brown							
IDEAL LAP TIME : 50.401		BEST LAP TIME : 50.595		DIFFERENCE : 0.194					
LAP	SECTOR 1	SECTOR 2	SECTOR 3	LAP TIME	MPH	DIFF	TIME OF DAY		
1 -	OUTLAP	21.392	135.5	14.468	131.5		10:25:29.903		
2 -	17.308	20.337	134.4	14.052	132.3	51.697	88.22	1.102	10:26:21.600
3 -	17.351	20.263	136.1	13.972	135.5	51.586	88.41	0.991	10:27:13.186
4 -	17.048	20.039	136.9	13.986	135.5	51.073	89.30	0.478	10:28:04.259
5 -	16.802	20.322	133.6	14.041	133.1	51.165	89.14	0.570	10:28:55.424
6 -	16.968	20.092	134.2	13.849	135.0	50.909 (3)	89.59	0.314	10:29:46.333
7 -	17.081	20.036	135.2	14.342	135.0	51.459	88.63	0.864	10:30:37.792
8 -	16.906	19.783	136.9	13.918	135.8	50.607 (2)	90.12	0.012	10:31:28.399
9 -	16.769	19.871	134.2	13.955	133.1	50.595 (1)	90.14		10:32:18.994
10 -	17.009	20.391	133.6	14.472	132.1	51.872	87.93	1.277	10:33:10.866
11 -	17.372	20.777	132.1	14.428	131.0	52.577	86.75	1.982	10:34:03.443
12 -	17.314	20.398	132.6	14.289	131.3	52.001	87.71	1.406	10:34:55.444

P26 25 Jorel BOERBOOM		Kawasaki - G&S Bict Groep Racing							
IDEAL LAP TIME : 50.612		BEST LAP TIME : 50.736		DIFFERENCE : 0.124					
LAP	SECTOR 1	SECTOR 2	SECTOR 3	LAP TIME	MPH	DIFF	TIME OF DAY		
1 -	OUTLAP	21.328	133.6	14.336	130.0		10:25:19.329		
2 -	17.527	20.503	135.8	14.127	131.8	52.157	87.44	1.421	10:26:11.486
3 -	17.135	20.030	136.6	13.787	133.1	50.952 (2)	89.51	0.216	10:27:02.438
4 -	17.126	19.975	137.2	13.952	129.0	51.053	89.34	0.317	10:27:53.491
5 -	17.260	19.843	138.0	14.195	130.5	51.298	88.91	0.562	10:28:44.789
6 -	17.061	20.011	137.7	13.989	132.1	51.061	89.32	0.325	10:29:35.850
7 -	16.986	20.110	137.2	13.931	132.6	51.027 (3)	89.38	0.291	10:30:26.877
8 -	17.239	20.207	136.1	15.273	132.8	52.719	86.51	1.983	10:31:19.596
9 -	17.371	20.235	136.6	13.934	131.5	51.540	88.49	0.804	10:32:11.136
10 -	17.007	19.839	137.7	13.890	132.3	50.736 (1)	89.89		10:33:01.872
11 -	17.067	20.217	137.5	14.157	130.5	51.441	88.66	0.705	10:33:53.313
12 -	17.099	20.236	136.6	14.064	130.0	51.399	88.73	0.663	10:34:44.712

P27 16 James BUCHANAN		Kawasaki - Blue Motion Racing							
IDEAL LAP TIME : 52.901		BEST LAP TIME : 52.984		DIFFERENCE : 0.083					
LAP	SECTOR 1	SECTOR 2	SECTOR 3	LAP TIME	MPH	DIFF	TIME OF DAY		
1 -	OUTLAP	22.451	127.8	14.966	128.5		10:25:20.459		
2 -	17.705	20.833	131.5	14.446	128.0	52.984 (1)	86.08		10:26:13.443
3 -	17.798	21.389	130.8	14.544	129.5	53.731	84.88	0.747	10:27:07.174
4 -	18.125	22.414	130.8	14.827	129.8	55.366	82.38	2.382	10:28:02.540
5 -	17.737	21.137	130.8	14.719	127.8	53.593 (2)	85.10	0.609	10:28:56.133
6 -	17.780	21.029	128.8	15.057	128.3	53.866	84.67	0.882	10:29:49.999
7 -	17.757	21.384	129.5	14.508	129.3	53.649 (3)	85.01	0.665	10:30:43.648
8 -	17.622	21.128	129.0	14.905	127.0	53.655	85.00	0.671	10:31:37.303
9 -	18.078	21.083	129.5	15.108	126.1	54.269	84.04	1.285	10:32:31.572
10 -	18.391	22.235	123.8	14.883	125.9	55.509	82.16	2.525	10:33:27.081
11 -	18.052	21.194	123.8	15.264	123.5	54.510	83.67	1.526	10:34:21.591

MCRCB BULLETIN TK258**2022 Bennetts British Superbike Championship - Round 4****2022 Pirelli National Superstock Championship with MotoNovo****WARM UP - BEST SECTORS**

SECTOR 1			SECTOR 2			SECTOR 3			IDEAL / BEST COMPARISON						
POS	NO	NAME	TIME	NO	NAME	TIME	NO	NAME	TIME	POS	NO	NAME	IDEAL	BEST	DIFF
													PERFECT LAP	48.601	
1	75	OLSEN	16.126	8	ROLLO	19.129	74	TODD	13.346	1	5	KERR	48.812	48.967	0.155
2	51	ELLIOTT	16.181	5	KERR	19.236	5	KERR	13.387	2	8	ROLLO	48.873	48.944	0.071
3	5	KERR	16.189	51	ELLIOTT	19.238	40	FRANCIS	13.389	3	40	FRANCIS	48.878	48.918	0.040
4	40	FRANCIS	16.195	75	OLSEN	19.268	21	WARD	13.432	4	74	TODD	48.896	48.928	0.032
5	21	WARD	16.202	74	TODD	19.272	8	ROLLO	13.439	5	21	WARD	48.915	48.969	0.054
6	86	NESBITT	16.208	86	NESBITT	19.272	44	NIXON	13.484	6	51	ELLIOTT	48.969	48.995	0.026
7	74	TODD	16.278	18	WINFIELD	19.280	77	HARRAN	13.493	7	75	OLSEN	49.019	49.228	0.209
8	59	TRUELOVE	16.286	21	WARD	19.281	3	McCONNELL	13.519	8	86	NESBITT	49.060	49.117	0.057
9	8	ROLLO	16.305	40	FRANCIS	19.294	2	TOMS	13.525	9	44	NIXON	49.111	49.236	0.125
10	44	NIXON	16.318	7	VERWEY	19.308	51	ELLIOTT	13.550	10	3	McCONNELL	49.198	49.235	0.037
11	55	BEECH	16.320	44	NIXON	19.309	7	VERWEY	13.562	11	77	HARRAN	49.208	49.419	0.211
12	2	TOMS	16.323	77	HARRAN	19.329	86	NESBITT	13.580	12	7	VERWEY	49.229	49.679	0.450
13	3	McCONNELL	16.341	3	McCONNELL	19.338	9	GRIGOR	13.588	13	55	BEECH	49.326	49.439	0.113
14	7	VERWEY	16.359	71	PAULO	19.355	55	BEECH	13.601	14	59	TRUELOVE	49.348	49.495	0.147
15	77	HARRAN	16.386	10	SHELDON-SHAW	19.361	19	TALBOT	13.601	15	18	WINFIELD	49.404	49.527	0.123
16	18	WINFIELD	16.403	55	BEECH	19.405	57	DAY	13.605	16	2	TOMS	49.409	49.409	0.000
17	11	ALLINGHAM	16.445	9	GRIGOR	19.405	59	TRUELOVE	13.610	17	10	SHELDON-SHAW	49.494	49.664	0.170
18	57	DAY	16.445	59	TRUELOVE	19.452	75	OLSEN	13.625	18	9	GRIGOR	49.516	49.658	0.142
19	10	SHELDON-SHAW	16.471	94	STAINTON	19.461	11	ALLINGHAM	13.626	19	71	PAULO	49.591	49.591	0.000
20	19	TALBOT	16.505	2	TOMS	19.561	99	LUXTON	13.660	20	11	ALLINGHAM	49.661	49.781	0.120
21	9	GRIGOR	16.523	11	ALLINGHAM	19.590	71	PAULO	13.661	21	19	TALBOT	49.704	49.792	0.088
22	71	PAULO	16.575	19	TALBOT	19.598	10	SHELDON-SHAW	13.662	22	57	DAY	49.720	49.813	0.093
23	94	STAINTON	16.661	99	LUXTON	19.603	18	WINFIELD	13.721	23	94	STAINTON	49.850	49.906	0.056
24	99	LUXTON	16.713	57	DAY	19.670	94	STAINTON	13.728	24	99	LUXTON	49.976	49.976	0.000
25	30	McNEALY	16.769	30	McNEALY	19.783	25	BOERBOOM	13.787	25	30	McNEALY	50.401	50.595	0.194
26	25	BOERBOOM	16.986	25	BOERBOOM	19.839	30	McNEALY	13.849	26	25	BOERBOOM	50.612	50.736	0.124
27	16	BUCHANAN	17.622	16	BUCHANAN	20.833	16	BUCHANAN	14.446	27	16	BUCHANAN	52.901	52.984	0.083

MCRCB BULLETIN TK259**2022 Bennetts British Superbike Championship - Round 4****2022 Pirelli National Superstock Championship with MotoNovo****WARM UP - BEST SPEEDS**

POS	INTERMEDIATE 1			INTERMEDIATE 2			FINISH LINE		
	NO	NAME	MPH	NO	NAME	MPH	NO	NAME	MPH
1				75	OLSEN	143.0	75	OLSEN	140.6
2				8	ROLLO	142.4	5	KERR	140.3
3				77	HARRAN	141.8	11	ALLINGHAM	140.1
4				59	TRUELOVE	141.5	21	WARD	139.5
5				18	WINFIELD	141.5	51	ELLIOTT	139.5
6				74	TODD	141.2	77	HARRAN	139.5
7				99	LUXTON	140.9	74	TODD	139.2
8				40	FRANCIS	140.6	94	STANTON	139.2
9				51	ELLIOTT	140.6	7	VERWEY	138.9
10				7	VERWEY	140.6	99	LUXTON	138.9
11				11	ALLINGHAM	140.6	40	FRANCIS	138.3
12				2	TOMS	139.5	57	DAY	138.3
13				71	PAULO	139.5	44	NIXON	138.0
14				86	NESBITT	139.2	59	TRUELOVE	137.7
15				55	BEECH	139.2	18	WINFIELD	137.5
16				57	DAY	139.2	8	ROLLO	137.2
17				94	STANTON	139.2	86	NESBITT	137.2
18				44	NIXON	138.9	2	TOMS	137.2
19				9	GRIGOR	138.9	71	PAULO	137.2
20				10	SHELDON-SHAW	138.6	9	GRIGOR	136.6
21				3	McCONNELL	138.0	19	TALBOT	136.6
22				25	BOERBOOM	138.0	3	McCONNELL	136.1
23				19	TALBOT	137.7	55	BEECH	136.1
24				5	KERR	137.5	10	SHELDON-SHAW	136.1
25				21	WARD	137.2	30	McNEALY	135.8
26				30	McNEALY	136.9	25	BOERBOOM	133.1
27				16	BUCHANAN	131.5	16	BUCHANAN	129.8

MCRCB BULLETIN TK260

2022 Bennetts British Superbike Championship - Round 4

2022 Pirelli National Superstock Championship with MotoNovo

WARM UP - STATISTICS

Competitors Started	27
Planned Start	2022-06-19 @ 10:20:00.000
Actual Start	2022-06-19 @ 10:24:02.578
Finish Time	2022-06-19 @ 10:34:03.444
Track Length	1.2669mi.
Total Laps	301
Total Distance Covered	381.3597mi.

Session Fastest Lap History

NO	NAME	LAP TIME	TIME OF DAY	LAP	VEHICLE
8	Lewis ROLLO	50.145	10:26:04.557	2	Honda
21	Tom WARD	49.939	10:26:07.172	2	Aprilia
40	Joe FRANCIS	49.663	10:26:14.729	2	Kawasaki
5	Richard KERR	49.307	10:26:27.618	2	Honda
21	Tom WARD	49.237	10:26:56.409	3	Aprilia
21	Tom WARD	49.053	10:27:45.462	4	Aprilia
5	Richard KERR	49.039	10:28:10.596	4	Honda
8	Lewis ROLLO	48.994	10:28:32.327	5	Honda
21	Tom WARD	48.969	10:28:34.431	5	Aprilia
5	Richard KERR	48.967	10:31:31.933	8	Honda
74	Davey TODD	48.928	10:31:41.663	8	Honda
40	Joe FRANCIS	48.918	10:33:41.301	11	Kawasaki

Flag History

TYPE	TIME OF DAY
GREEN	10:24:02.578
FINISH	10:34:03.444

Flag Statistics

TYPE	COUNT	TOTAL LAPS	TOTAL TIME
Green	1	12	10:58.725
Red	0	0	0.000
Safety Car	0	0	0.000
FCY	0	0	0.000

MCRCB BULLETIN TK261

2022 Bennetts British Superbike Championship - Round 4

2022 Pirelli National Superstock Championship with MotoNovo

WARM UP - SESSION NOTES

TIME

MESSAGE

10:29:58

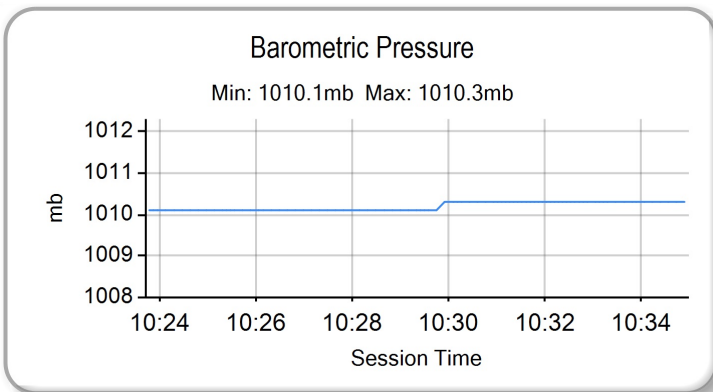
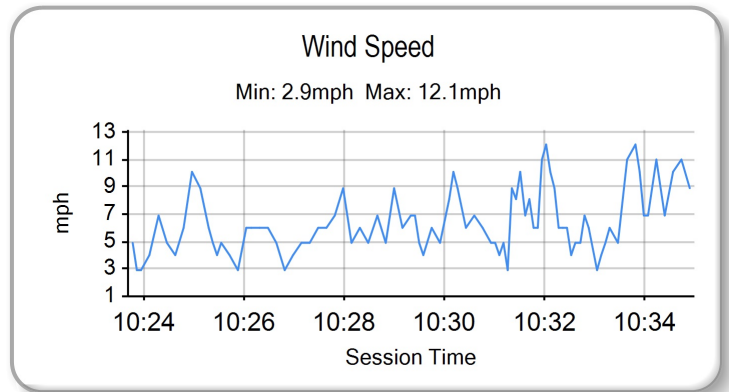
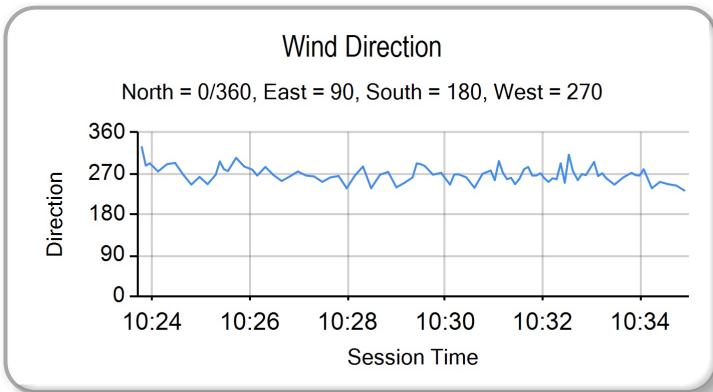
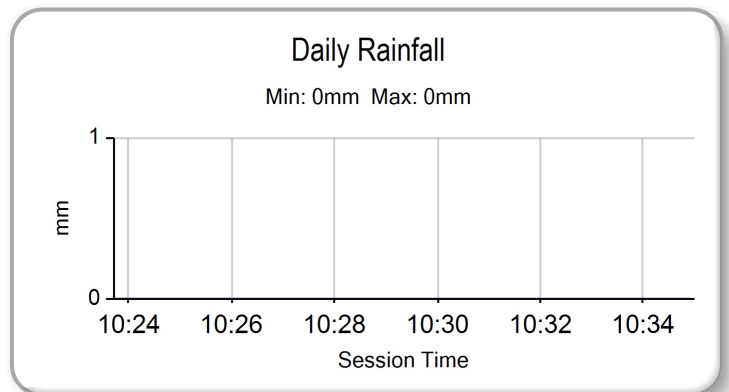
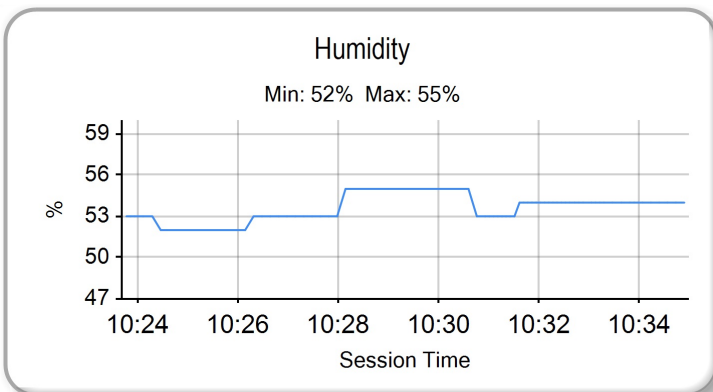
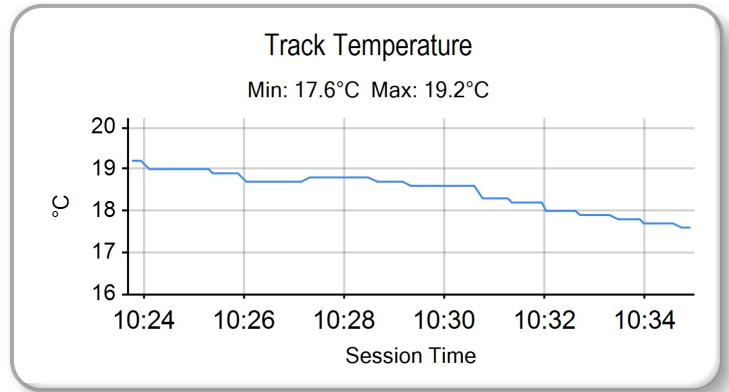
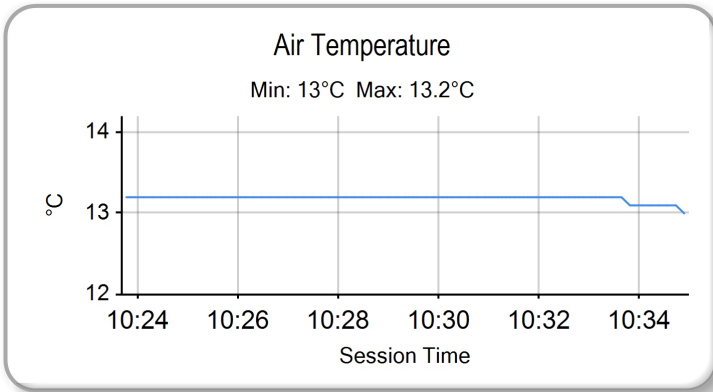
NO.7 - EXCEEDED TRACK LIMITS - T6 - LAPTIME CANCELLED

MCRCB BULLETIN TK262

2022 Bennetts British Superbike Championship - Round 4

2022 Pirelli National Superstock Championship with MotoNovo

WARM UP - WEATHER CONDITIONS





ROW 9	27	16	53.338	James BUCHANAN	26	25	50.712	Jorel BOERBOOM	25	94	50.337	Max STANTON
ROW 8	24	55	50.000	Ash BEECH	23	57	49.797	Levi DAY	22	99	49.761	Ben LUXTON
ROW 7	21	59	49.750	Matt TRUELOVE	20	30	49.714	Rob McNEALY	19	18	49.605	Shaun WINFIELD
ROW 6	18	44	49.602	Jack NIXON	17	19	49.541	Joe TALBOT	16	7	49.538	Kade VERWEY
ROW 5	15	11	49.492	David ALLINGHAM	14	2	49.470	TJ TOMS	13	10	49.431	Joe SHELDON-SHAW
ROW 4	12	77	49.431	Brent HARRAN	11	71	49.398	Matthew PAULO	10	9	49.368	Callum GRIGOR
ROW 3	9	40	49.259	Joe FRANCIS	8	75	48.906	Alex OLSEN	7	86	48.889	Charlie NESBITT
ROW 2	6	8	48.799	Lewis ROLLO	5	21	48.798	Tom WARD	4	74	48.797	Davey TODD
ROW 1	3	5	48.793	Richard KERR	2	51	48.781	Brayden ELLIOTT	1	3	48.763	Billy McCONNELL
Pole												

Knockhill: 1.2669 miles

Race Director :	Stewards :	Timekeeper : Richard Evans
-----------------	------------	----------------------------

Results can be found at www.britishsuperbike.com

Printed - 10:35 Sunday, 19 June 2022



RACE 2 - CLASSIFICATION



POS	NO	NAME	NAT	ENTRY	LAPS	TIME	GAP	DIFF	MPH	BEST	ON
1	5	Richard KERR	IRL	Honda - AMD Motorsport	24	19:38.355			92.89	48.717	11
2	3	Billy McCONNELL	AUS	Honda - C&L Fairburn Properties / Jackson Racing	24	19:38.378	0.023	0.023	92.89	48.675	13
3	21	Tom WARD	GBR	Aprilia - IN Competition / Aprilia	24	19:39.800	1.445	1.422	92.78	48.762	16
4	74	Davey TODD	GBR	Honda - Milenco by Padgetts Motorcycles	24	19:40.413	2.058	0.613	92.73	48.718	5
5	75	Alex OLSEN	GBR	BMW - FHO Racing with Kobelco	24	19:42.038	3.683	1.625	92.60	48.744	10
6	8	Lewis ROLLO	GBR	Honda - Milenco by Padgetts Motorcycles	24	19:46.359	8.004	4.321	92.27	48.751	6
7	7	Kade VERWEY	GBR	BMW - Team XG Racing	24	19:50.482	12.127	4.123	91.95	49.027	6
8	77	Brent HARRAN	RSA	Honda - Optimum Bikes Racing	24	19:57.848	19.493	7.366	91.38	49.141	11
9	19	Joe TALBOT	GBR	Kawasaki - Cheshire Mouldings Kawasaki by JR Pe	24	20:01.218	22.863	3.370	91.12	49.409	6
10	10	Joe SHELDON-SHAW	GBR	Suzuki - Forward Vision Racing	24	20:01.322	22.967	0.104	91.12	49.311	6
11	2	TJ TOMS	GBR	Kawasaki - Platform Hire Racing	24	20:03.743	25.388	2.421	90.93	49.573	17
12	18	Shaun WINFIELD	GBR	Honda - TAG Racing Honda	24	20:03.882	25.527	0.139	90.92	49.145	5
13	11	David ALLINGHAM	GBR	Honda - TAG Racing Honda	24	20:06.028	27.673	2.146	90.76	49.538	4
14	57	Levi DAY	AUS	Suzuki - Powerslide Motorcycles Racing	24	20:06.854	28.499	0.826	90.70	49.597	12
15	55	Ash BEECH	GBR	Suzuki - Jones Dorling Racing	24	20:07.680	29.325	0.826	90.64	49.386	12
16	99	Ben LUXTON	GBR	BMW - Team XG Racing	24	20:14.379	36.024	6.699	90.14	49.658	6
17	59	Matt TRUELOVE	GBR	Aprilia - IN Competition / Aprilia	24	20:16.074	37.719	1.695	90.01	49.618	9
18	94	Max STANTON	GBR	BMW - PHR Performance	24	20:18.898	40.543	2.824	89.80	49.813	9
19	30	Rob McNEALY	GBR	BMW - McNealy Brown	24	20:20.240	41.885	1.342	89.70	49.875	12
20	25	Jorel BOERBOOM	NLD	Kawasaki - G&S Bict Groep Racing	23	19:55.666	1 Lap	1 Lap	87.73	50.671	3

NOT CLASSIFIED

DNF	9	Callum GRIGOR	GBR	Kawasaki - Grigor Racing	23	19:15.355	1 Lap		90.79	49.508	7
DNF	51	Brayden ELLIOTT	AUS	Honda - CFS Filtration No Bull Racing	13	10:39.024	11 Laps	10 Laps	92.78	48.576	12
DNF	16	James BUCHANAN	GBR	Kawasaki - Blue Motion Racing	13	13:28.810	11 Laps	2:49.786	73.31	52.936	3
DNF	71	Matthew PAULO	GBR	BMW - Matthew Paulo Racing Team	9	8:07.658	15 Laps	4 Laps	84.17	49.532	5
DNF	44	Jack NIXON	GBR	BMW - FHO Racing with Kobelco	1	54.730	23 Laps	8 Laps	83.33		
DNF	86	Charlie NESBITT	GBR	Suzuki - VisionTrack Suzuki	0						
DNF	40	Joe FRANCIS	GBR	Kawasaki - Stauff Fluid Power Kawasaki	0						

FASTEST LAP

51	Brayden ELLIOTT	AUS	Honda - CFS Filtration No Bull Racing	12	48.576	93.89 mph	151.11 kph
----	-----------------	-----	---------------------------------------	----	--------	-----------	------------

Weather / Track : Cloudy / Dry

These results are provisional until the conclusion of any judicial and technical matters.

Race Distance: 24 Laps / 30.40 miles

Knockhill: 1.2669 miles

Date: 19/06/2022 Start: 14:50 Finish: 15:10

Race Director :	Stewards :	Timekeeper : Richard Evans
-----------------	------------	----------------------------

Results can be found at www.britishsuperbike.com

Printed - 15:11 Sunday, 19 June 2022



MCRCB BULLETIN TK309

2022 Bennetts British Superbike Championship - Round 4

2022 Pirelli National Superstock Championship with MotoNovo

RACE 2 - LAP CHART

LAP 1 @ 14:51:14.703

NO	BEHIND	LAP TIME
51		51.261
74	0.240	51.501
5	0.617	51.878
3	0.862	52.123
8	1.177	52.438
21	1.269	52.530
75	1.680	52.941
9	3.160	54.421
44	3.469	54.730
77	3.901	55.162
19	4.174	55.435
10	4.307	55.568
2	4.534	55.795
7	4.793	56.054
18	5.078	56.339
59	5.280	56.541
30	5.926	57.187
11	6.463	57.724
57	6.484	57.745
94	6.626	57.887
99	6.816	58.077
55	7.230	58.491
25	7.465	58.726
16	9.111	1:00.372
71	30.502	1:21.763

LAP 2 @ 14:52:03.955

NO	BEHIND	LAP TIME
51		49.252
74	0.194	49.206
5	0.667	49.302
3	0.858	49.248
21	0.962	48.945
8	1.256	49.331
75	1.402	48.974
9	3.636	49.728
19	4.882	49.960
7	5.704	50.163
10	5.825	50.770
77	5.986	51.337
59	6.211	50.183
18	6.452	50.626
2	7.018	51.736
30	7.575	50.901
11	7.841	50.630
57	7.994	50.762
94	8.458	51.084
99	8.689	51.125
55	9.457	51.479
25	9.653	51.440
16	13.174	53.315
71	33.495	52.245

LAP 3 @ 14:52:53.151

NO	BEHIND	LAP TIME
51		49.196
74	0.430	49.432
5	0.508	49.037
21	0.723	48.957
3	0.912	49.250
75	1.327	49.121
8	1.569	49.509

9	3.979	49.539
19	5.426	49.740
7	6.037	49.529
10	6.452	49.823
77	6.615	49.825
18	7.453	50.197
2	7.942	50.120
59	8.251	51.236
11	8.936	50.291
57	9.211	50.413
30	9.216	50.837
94	9.680	50.418
99	9.833	50.340
55	10.399	50.138
25	11.128	50.671
16	16.914	52.936
71	34.200	49.901

LAP 4 @ 14:53:42.154

NO	BEHIND	LAP TIME
51		49.003
5	0.415	48.910
21	0.743	49.023
3	0.992	49.083
74	1.406	49.979
8	1.835	49.269
75	1.868	49.544
9	4.655	49.679
19	5.933	49.510
7	6.086	49.052
77	6.841	49.229
10	7.278	49.829
18	8.024	49.574
2	8.862	49.923
59	9.130	49.882
11	9.471	49.538
57	9.835	49.627
30	10.742	50.529
94	10.949	50.272
99	11.109	50.279
55	11.685	50.289
25	12.947	50.822
16	20.912	53.001
71	35.023	49.826

LAP 5 @ 14:54:31.163

NO	BEHIND	LAP TIME
51		49.009
5	0.297	48.891
21	0.596	48.862
3	1.106	49.123
74	1.115	48.718
8	1.884	49.058
75	2.128	49.269
9	5.282	49.636
7	6.299	49.222
19	6.826	49.902
77	7.058	49.226
10	7.641	49.372
18	8.160	49.145
2	9.919	50.066
59	10.326	50.205
11	10.481	50.019
57	10.538	49.712
30	11.754	50.021

99	12.437	50.337
94	12.507	50.567
55	12.846	50.170
25	15.047	51.109
16	24.918	53.015
71	35.546	49.532

LAP 6 @ 14:55:20.034

NO	BEHIND	LAP TIME
51		48.871
5	0.282	48.856
21	0.751	49.026
3	1.172	48.937
74	1.330	49.086
8	1.764	48.751
75	2.233	48.976
9	6.019	49.608
7	6.455	49.027
19	7.364	49.409
77	7.540	49.353
10	8.081	49.311
18	8.615	49.326
2	11.181	50.133
59	11.566	50.111
11	11.693	50.083
57	11.751	50.084
30	13.070	50.187
99	13.224	49.658
94	13.676	50.040
55	14.285	50.310
25	17.471	51.295
16	29.387	53.340
71	36.306	49.631

LAP 7 @ 14:56:09.095

NO	BEHIND	LAP TIME
51		49.061
5	0.102	48.881
21	0.756	49.066
3	0.849	48.738
74	1.173	48.904
8	1.519	48.816
75	1.979	48.807
9	6.466	49.508
7	6.594	49.200
77	7.998	49.519
19	8.381	50.078
18	8.798	49.244
10	8.922	49.902
2	12.027	49.907
59	12.281	49.776
11	12.532	49.900
57	12.607	49.917
30	14.096	50.087
99	14.140	49.977
94	14.566	49.951
55	15.108	49.884
25	19.495	51.085
16	33.460	53.134
71	36.931	49.686

LAP 8 @ 14:56:58.205

NO	BEHIND	LAP TIME
5		49.008

51	0.094	49.204
3	0.574	48.835
21	0.712	49.066
74	0.964	48.901
8	1.342	48.933
75	2.232	49.363
7	6.569	49.085
9	7.286	49.930
77	8.207	49.319
19	9.081	49.810
18	9.086	49.398
10	9.331	49.519
2	12.689	49.772
59	13.116	49.945
11	13.233	49.811
57	13.326	49.829
30	15.008	50.022
99	15.104	50.074
94	15.539	50.083
55	15.731	49.733
25	21.667	51.282
71	37.990	50.169
16	38.470	54.120

LAP 9 @ 14:57:46.960

NO	BEHIND	LAP TIME
5		48.755
51	0.433	49.094
3	0.914	49.095
21	1.058	49.101
74	1.260	49.051
8	1.575	48.988
75	2.390	48.913
7	7.036	49.222
9	8.241	49.710
77	8.671	49.219
18	9.760	49.429
19	10.076	49.750
10	10.350	49.774
2	13.605	49.671
59	13.979	49.618
11	14.122	49.644
57	14.518	49.947
30	16.142	49.889
99	16.244	49.895
94	16.597	49.813
55	16.903	49.927
25	24.215	51.303
71	44.140	54.905
16	47.390	57.675

LAP 10 @ 14:58:35.711

NO	BEHIND	LAP TIME
5		48.751
51	0.473	48.791
3	0.940	48.777
21	1.238	48.931
74	1.505	48.996
8	1.876	49.052
75	2.383	48.744
7	7.537	49.252
77	9.217	49.297
9	9.425	49.935
18	10.808	49.799
19	10.949	49.624

10	11.257	49.658
2	14.589	49.735
11	14.986	49.615
57	15.508	49.741
59	15.931	50.703
94	18.196	50.350
55	18.361	50.209
30	18.793	51.402
99	19.050	51.557
25	26.837	51.373

LAP 11 @ 14:59:24.428

NO	BEHIND	LAP TIME
5		48.717
51	0.626	48.870
3	0.921	48.698
21	1.632	49.111
74	1.696	48.908
8	1.957	48.798
75	2.875	49.209
7	7.906	49.086
77	9.641	49.141
9	10.626	49.918
18	12.072	49.981
10	12.446	49.906
19	12.548	50.316
2	15.458	49.586
11	15.915	49.646
57	16.618	49.827
59	17.226	50.012
55	19.666	50.022
30	20.359	50.283
94	20.570	51.091
99	20.834	50.501
25	29.424	51.304

LAP 12 @ 15:00:13.266

NO	BEHIND	LAP TIME
5		48.838
51	0.364	48.576
3	0.859	48.776
21	1.661	48.867
74	1.857	48.999
8	2.173	49.054
75	3.221	49.184
7	8.296	49.228
77	10.216	49.413
9	11.728	49.940
18	13.177	49.943
19	13.252	49.542
10	13.739	50.131
2	16.298	49.678
11	16.710	49.633
57	17.377	49.597
59	18.636	50.248
55	20.214	49.386
30	21.396	49.875
99	22.115	50.119
94	24.631	52.899
25	31.973	51.387
16	2 Laps	2:22.920

MCRCB BULLETIN TK309

2022 Bennetts British Superbike Championship - Round 4

2022 Pirelli National Superstock Championship with MotoNovo

RACE 2 - LAP CHART

LAP 13 @ 15:01:02.057

NO	BEHIND	LAP TIME
5		48.791
51	0.409	48.836
3	0.743	48.675
21	1.777	48.907
74	2.063	48.997
8	2.385	49.003
75	3.311	48.881
7	8.887	49.382
77	10.858	49.433
9	13.040	50.103
19	14.043	49.582
18	14.495	50.109
10	14.765	49.817
2	17.206	49.699
11	17.537	49.618
57	18.200	49.614
59	20.194	50.349
55	20.980	49.557
30	22.627	50.022
99	23.517	50.193
94	26.222	50.382
25	34.503	51.321

LAP 14 @ 15:01:51.090

NO	BEHIND	LAP TIME
5		49.033
3	0.692	48.982
21	1.690	48.946
74	2.093	49.063
8	2.577	49.225
75	3.310	49.032
16	3 Laps	58.921
7	9.382	49.528
77	11.300	49.475
9	14.383	50.376
19	14.591	49.581
18	15.322	49.860
10	15.825	50.093
2	17.809	49.636
11	18.188	49.684
57	18.895	49.728
59	21.642	50.481
55	21.782	49.835
30	24.029	50.435
99	24.643	50.159
94	27.102	49.913
25	37.405	51.935

LAP 15 @ 15:02:39.983

NO	BEHIND	LAP TIME
5		48.893
3	0.617	48.818
21	1.752	48.955
74	2.076	48.876
8	2.698	49.014
75	3.361	48.944
7	10.021	49.532
16	3 Laps	54.348
77	11.841	49.434
19	15.557	49.859
9	15.814	50.324
18	16.190	49.761

10	16.817	49.885
2	18.616	49.700
11	18.983	49.688
57	20.063	50.061
55	23.015	50.126
59	23.467	50.718
30	25.411	50.275
99	25.831	50.081
94	28.370	50.161
25	40.239	51.727

LAP 16 @ 15:03:28.995

NO	BEHIND	LAP TIME
5		49.012
3	0.305	48.700
21	1.502	48.762
74	1.901	48.837
8	3.035	49.349
75	3.202	48.853
7	10.340	49.331
77	12.992	50.163
19	16.467	49.922
18	17.034	49.856
9	17.273	50.471
10	17.525	49.720
2	19.202	49.598
11	19.904	49.933
57	21.304	50.253
16	3 Laps	1:01.713
55	23.848	49.845
59	25.042	50.587
30	26.730	50.331
99	26.901	50.082
94	29.647	50.289
25	43.071	51.844

LAP 17 @ 15:04:18.312

NO	BEHIND	LAP TIME
5		49.317
3	0.060	49.072
21	1.298	49.113
74	1.536	48.952
75	3.321	49.436
8	3.602	49.884
7	10.303	49.280
77	13.360	49.685
19	16.861	49.711
18	17.604	49.887
10	18.052	49.844
9	18.191	50.235
2	19.458	49.573
11	20.366	49.779
57	21.983	49.996
55	24.267	49.736
59	26.249	50.524
30	27.774	50.361
99	27.774	50.190
94	30.584	50.254
25	45.220	51.466

LAP 18 @ 15:05:07.188

NO	BEHIND	LAP TIME
5		48.876
3	0.354	49.170

21	1.623	49.201
74	1.674	49.014
75	3.274	48.829
8	4.199	49.473
7	10.834	49.407
77	14.159	49.675
19	17.769	49.784
18	18.682	49.954
10	18.943	49.767
9	19.718	50.403
2	20.205	49.623
11	21.074	49.584
57	23.268	50.161
55	25.023	49.632
59	28.091	50.718
99	28.799	49.901
30	29.666	50.768
94	32.291	50.583

LAP 19 @ 15:05:56.118

NO	BEHIND	LAP TIME
5		48.930
3	0.383	48.959
21	1.791	49.098
74	2.025	49.281
75	3.426	49.082
25	1 Lap	56.579
8	4.685	49.416
7	11.296	49.392
77	14.948	49.719
19	18.597	49.758
10	19.664	49.651
18	19.908	50.156
9	21.053	50.265
2	21.204	49.929
11	22.419	50.275
57	24.435	50.097
55	25.838	49.745
59	29.825	50.664
99	30.015	50.146
30	32.108	51.372
94	33.770	50.409

LAP 20 @ 15:06:45.150

NO	BEHIND	LAP TIME
5		49.032
3	0.339	48.988
21	1.622	48.863
74	2.049	49.056
75	3.619	49.225
8	5.291	49.638
25	1 Lap	51.985
7	11.638	49.374
77	15.849	49.933
19	19.495	49.930
10	20.114	49.482
18	20.965	50.089
2	22.341	50.169
9	22.523	50.502
11	23.625	50.238
57	25.547	50.144
55	26.441	49.635
99	31.157	50.174
59	31.220	50.427
30	34.310	51.234

LAP 21 @ 15:07:34.088

NO	BEHIND	LAP TIME
5		48.938
3	0.285	48.884
21	1.769	49.085
74	2.130	49.019
75	3.679	48.998
8	6.038	49.685
25	1 Lap	51.488
7	12.052	49.352
77	16.657	49.746
19	20.361	49.804
10	20.811	49.635
18	21.827	49.800
2	23.247	49.844
9	24.073	50.488
11	24.909	50.222
57	26.274	49.665
55	27.138	49.635
99	32.582	50.363
59	33.594	51.312
30	36.470	51.098
94	37.078	50.606

LAP 22 @ 15:08:23.306

NO	BEHIND	LAP TIME
5		49.218
3	0.119	49.052
21	1.495	48.944
74	2.012	49.100
75	3.682	49.221
8	6.507	49.687
25	1 Lap	51.612
7	11.998	49.164
77	17.174	49.735
19	20.882	49.739
10	21.198	49.605
18	22.798	50.189
2	23.652	49.623
9	25.227	50.372
11	25.652	49.961
57	26.828	49.772
55	27.430	49.510
99	33.923	50.559
59	34.879	50.503
30	38.212	50.960
94	38.512	50.652

LAP 23 @ 15:09:12.525

NO	BEHIND	LAP TIME
5		49.219
3	0.264	49.364
21	1.280	49.004
74	1.892	49.099
75	3.596	49.133
8	7.158	49.870
7	12.142	49.363
25	1 Lap	51.687
77	18.144	50.189
10	21.750	49.771
19	21.783	50.120
18	23.968	50.389

2	24.208	49.775
9	26.272	50.264
11	26.557	50.124
57	27.663	50.054
55	27.998	49.787
99	35.198	50.494
59	35.961	50.301
94	39.602	50.309
30	39.980	50.987

LAP 24 @ 15:10:01.797

NO	BEHIND	LAP TIME
5		49.272
3	0.023	49.031
21	1.445	49.437
74	2.058	49.438
75	3.683	49.359
8	8.004	50.118
7	12.127	49.257
25	1 Lap	52.225
77	19.493	50.621
19	22.863	50.352
10	22.967	50.489
2	25.388	50.452
18	25.527	50.831
11	27.673	50.388
57	28.499	50.108
55	29.325	50.599
99	36.024	50.098
59	37.719	51.030
94	40.543	50.213
30	41.885	51.177

MCRCB BULLETIN TK310

2022 Bennetts British Superbike Championship - Round 4

2022 Pirelli National Superstock Championship with MotoNovo

RACE 2 - POSITION CHART

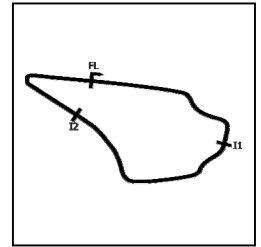
No	Name	Lap																									
		Pos	1	2	3	4	5	6	7	8	9	10	11	12	13	14	15	16	17	18	19	20	21	22	23	24	
3	McCONNELL	1	51	51	51	51	51	51	51	51	5	5	5	5	5	5	5	5	5	5	5	5	5	5	5	5	5
51	ELLIOTT	2	74	74	74	5	5	5	5	51	51	51	51	51	51	3	3	3	3	3	3	3	3	3	3	3	3
5	KERR	3	5	5	5	21	21	21	21	3	3	3	3	3	3	21	21	21	21	21	21	21	21	21	21	21	
74	TODD	4	3	3	21	3	3	3	3	21	21	21	21	21	21	74	74	74	74	74	74	74	74	74	74	74	
21	WARD	5	8	21	3	74	74	74	74	74	74	74	74	74	74	8	8	8	75	75	75	75	75	75	75	75	
8	ROLLO	6	21	8	75	8	8	8	8	8	8	8	8	8	8	75	75	75	8	8	8	8	8	8	8	8	
86	NESBITT	7	75	75	8	75	75	75	75	75	75	75	75	75	75	7	7	7	7	7	7	7	7	7	7	7	
75	OLSEN	8	9	9	9	9	9	9	9	7	7	7	7	7	7	77	77	77	77	77	77	77	77	77	77	77	
40	FRANCIS	9	44	19	19	19	7	7	7	9	9	77	77	77	77	9	19	19	19	19	19	19	19	19	19	10	
9	GRIGOR	10	77	7	7	7	19	19	77	77	77	9	9	9	9	19	9	18	18	18	10	10	10	10	10	19	
71	PAULO	11	19	10	10	77	77	77	19	19	18	18	18	18	19	18	18	9	10	10	18	18	18	18	18	2	
77	HARRAN	12	10	77	77	10	10	10	18	18	19	19	10	19	18	10	10	10	9	9	9	2	2	2	2	18	
10	SHELDON-SHAW	13	2	59	18	18	18	18	10	10	10	10	19	10	10	2	2	2	2	2	2	9	9	9	9	11	
2	TOMS	14	7	18	2	2	2	2	2	2	2	2	2	2	2	11	11	11	11	11	11	11	11	11	11	57	
11	ALLINGHAM	15	18	2	59	59	59	59	59	59	59	11	11	11	11	57	57	57	57	57	57	57	57	57	57	55	
7	VERWEY	16	59	30	11	11	11	11	11	11	11	57	57	57	57	59	55	55	55	55	55	55	55	55	55	99	
19	TALBOT	17	30	11	57	57	57	57	57	57	57	59	59	59	59	55	59	59	59	59	59	99	99	99	99	59	
44	NIXON	18	11	57	30	30	30	30	30	30	30	94	55	55	55	30	30	30	30	99	99	59	59	59	59	94	
18	WINFIELD	19	57	94	94	94	99	99	99	99	99	55	30	30	30	99	99	99	99	30	30	30	30	30	30	94	
30	McNEALY	20	94	99	99	99	94	94	94	94	94	30	94	99	99	94	94	94	94	94	94	94	94	94	94	30	
59	TRUELOVE	21	99	55	55	55	55	55	55	55	55	99	99	94	94	25	25	25	25	25	25	25	25	25	25	25	
99	LUXTON	22	55	25	25	25	25	25	25	25	25	25	25	25	25	25	25	25	25	25	25	25	25	25	25	25	
57	DAY	23	25	16	16	16	16	16	16	71	71	16	16	16	16												
55	BEECH	24	16	71	71	71	71	71	71	16	16																
94	STANTON	25	71																								
25	BOERBOOM	26																									
16	BUCHANAN	27																									

MCRCB BULLETIN TK311

2022 Bennetts British Superbike Championship - Round 4

2022 Pirelli National Superstock Championship with MotoNovo

RACE 2 - SECTOR ANALYSIS



SECTOR 1 = FL to I1, SECTOR 2 = I1 to I2, SECTOR 3 = I2 to FL, DIFF = Difference To Personal Best Lap, P = Crossed Finish Line in Pit Lane, D = Time Disallowed

P1		5		Richard KERR		Honda - AMD Motorsport			
IDEAL LAP TIME : 48.578		BEST LAP TIME : 48.717		DIFFERENCE : 0.139					
LAP	SECTOR 1	SECTOR 2		SECTOR 3		LAP TIME	MPH	DIFF	TIME OF DAY
1 -		19.090	141.2	13.657	138.3	51.878	87.91	3.161	14:51:15.320
2 -	16.503	19.081	139.8	13.718	138.3	49.302	92.51	0.585	14:52:04.622
3 -	16.265	19.077	139.2	13.695	139.5	49.037	93.01	0.320	14:52:53.659
4 -	16.230	19.173	138.9	13.507	138.3	48.910	93.25	0.193	14:53:42.569
5 -	16.243	19.165	140.1	13.483	138.9	48.891	93.29	0.174	14:54:31.460
6 -	16.292	19.075	140.3	13.489	138.3	48.856	93.35	0.139	14:55:20.316
7 -	16.246	19.077	139.8	13.558	140.6	48.881	93.31	0.164	14:56:09.197
8 -	16.341	19.103	138.6	13.564	134.4	49.008	93.06	0.291	14:56:58.205
9 -	16.290	19.119	137.2	13.346	138.0	48.755 (3)	93.55	0.038	14:57:46.960
10 -	16.157	19.201	136.6	13.393	137.7	48.751 (2)	93.55	0.034	14:58:35.711
11 -	16.239	19.111	136.6	13.367	137.7	48.717 (1)	93.62		14:59:24.428
12 -	16.160	19.218	136.6	13.460	135.8	48.838	93.39	0.121	15:00:13.266
13 -	16.204	19.226	137.7	13.361	137.7	48.791	93.48	0.074	15:01:02.057
14 -	16.184	19.269	133.6	13.580	136.9	49.033	93.02	0.316	15:01:51.090
15 -	16.279	19.206	135.5	13.408	137.5	48.893	93.28	0.176	15:02:39.983
16 -	16.215	19.262	135.8	13.535	137.5	49.012	93.06	0.295	15:03:28.995
17 -	16.384	19.222	135.2	13.711	136.9	49.317	92.48	0.600	15:04:18.312
18 -	16.255	19.256	136.6	13.365	137.7	48.876	93.32	0.159	15:05:07.188
19 -	16.225	19.268	135.8	13.437	136.6	48.930	93.21	0.213	15:05:56.118
20 -	16.363	19.237	136.6	13.432	135.5	49.032	93.02	0.315	15:06:45.150
21 -	16.253	19.233	135.8	13.452	136.9	48.938	93.20	0.221	15:07:34.088
22 -	16.263	19.270	136.9	13.685	137.2	49.218	92.67	0.501	15:08:23.306
23 -	16.259	19.346	135.5	13.614	138.0	49.219	92.66	0.502	15:09:12.525
24 -	16.209	19.406	136.3	13.657	136.9	49.272	92.57	0.555	15:10:01.797

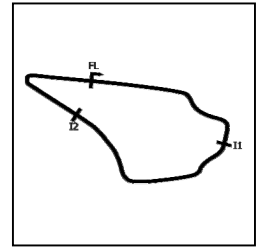
P2		3		Billy McCONNELL		Honda - C&L Fairburn Properties / Jackson Racing			
IDEAL LAP TIME : 48.553		BEST LAP TIME : 48.675		DIFFERENCE : 0.122					
LAP	SECTOR 1	SECTOR 2		SECTOR 3		LAP TIME	MPH	DIFF	TIME OF DAY
1 -		19.195	141.8	13.589	137.5	52.123	87.50	3.448	14:51:15.565
2 -	16.410	19.079	143.3	13.759	136.9	49.248	92.61	0.573	14:52:04.813
3 -	16.440	19.146	142.1	13.664	138.9	49.250	92.61	0.575	14:52:54.063
4 -	16.295	19.284	144.0	13.504	138.3	49.083	92.92	0.408	14:53:43.146
5 -	16.196	19.233	139.5	13.694	135.5	49.123	92.85	0.448	14:54:32.269
6 -	16.287	19.099	140.9	13.551	136.3	48.937	93.20	0.262	14:55:21.206
7 -	16.151	19.148	142.1	13.439	136.6	48.738	93.58	0.063	14:56:09.944
8 -	16.365	19.052	143.0	13.418	137.7	48.835	93.39	0.160	14:56:58.779
9 -	16.334	19.182	140.9	13.579	136.9	49.095	92.90	0.420	14:57:47.874
10 -	16.170	19.153	140.9	13.454	135.8	48.777	93.50	0.102	14:58:36.651
11 -	16.130	19.064	141.5	13.504	136.9	48.698 (2)	93.66	0.023	14:59:25.349
12 -	16.116	19.177	141.2	13.483	135.2	48.776	93.51	0.101	15:00:14.125
13 -	16.119	19.100	142.1	13.456	135.0	48.675 (1)	93.70		15:01:02.800
14 -	16.192	19.148	140.3	13.642	133.6	48.982	93.11	0.307	15:01:51.782
15 -	16.083	19.197	139.5	13.538	136.1	48.818	93.43	0.143	15:02:40.600
16 -	16.104	19.139	139.8	13.457	135.0	48.700 (3)	93.65	0.025	15:03:29.300
17 -	16.266	19.123	141.5	13.683	133.6	49.072	92.94	0.397	15:04:18.372
18 -	16.361	19.148	138.3	13.661	136.3	49.170	92.76	0.495	15:05:07.542
19 -	16.134	19.265	142.1	13.560	136.6	48.959	93.16	0.284	15:05:56.501
20 -	16.193	19.194	141.5	13.601	135.0	48.988	93.10	0.313	15:06:45.489
21 -	16.162	19.206	140.3	13.516	137.5	48.884	93.30	0.209	15:07:34.373
22 -	16.204	19.311	140.3	13.537	136.1	49.052	92.98	0.377	15:08:23.425
23 -	16.306	19.375	140.1	13.683	135.5	49.364	92.39	0.689	15:09:12.789
24 -	16.103	19.306	136.9	13.622	135.2	49.031	93.02	0.356	15:10:01.820

MCRCB BULLETIN TK311

2022 Bennetts British Superbike Championship - Round 4

2022 Pirelli National Superstock Championship with MotoNovo

RACE 2 - SECTOR ANALYSIS



SECTOR 1 = FL to I1, SECTOR 2 = I1 to I2, SECTOR 3 = I2 to FL, DIFF = Difference To Personal Best Lap, P = Crossed Finish Line in Pit Lane, D = Time Disallowed

P3 21 Tom WARD		Aprilia - IN Competition / Aprilia							
IDEAL LAP TIME : 48.651		BEST LAP TIME : 48.762		DIFFERENCE : 0.111					
LAP	SECTOR 1	SECTOR 2		SECTOR 3		LAP TIME	MPH	DIFF	TIME OF DAY
1 -		19.389	143.7	13.594	139.5	52.530	86.82	3.768	14:51:15.972
2 -	16.275	19.141	143.7	13.529	140.6	48.945	93.18	0.183	14:52:04.917
3 -	16.152	19.127	141.5	13.678	138.9	48.957	93.16	0.195	14:52:53.874
4 -	16.314	19.269	142.1	13.440	138.9	49.023	93.04	0.261	14:53:42.897
5 -	16.250	19.169		13.443	139.8	48.862 (2)	93.34	0.100	14:54:31.759
6 -	16.279	19.168		13.579	138.6	49.026	93.03	0.264	14:55:20.785
7 -	16.267	19.139	141.8	13.660	137.2	49.066	92.95	0.304	14:56:09.851
8 -	16.236	19.126		13.704	138.9	49.066	92.95	0.304	14:56:58.917
9 -	16.401	19.162		13.538	139.5	49.101	92.89	0.339	14:57:48.018
10 -	16.335	19.110		13.486	139.2	48.931	93.21	0.169	14:58:36.949
11 -	16.210	19.212		13.689	137.5	49.111	92.87	0.349	14:59:26.060
12 -	16.184	19.294	141.8	13.389	139.5	48.867	93.33	0.105	15:00:14.927
13 -	16.265	19.247	140.9	13.395	140.1	48.907	93.26	0.145	15:01:03.834
14 -	16.156	19.137		13.653	134.7	48.946	93.18	0.184	15:01:52.780
15 -	16.232	19.162		13.561	136.6	48.955	93.16	0.193	15:02:41.735
16 -	16.187	19.165	140.6	13.410	136.6	48.762 (1)	93.53		15:03:30.497
17 -	16.265	19.303	136.9	13.545	138.3	49.113	92.86	0.351	15:04:19.610
18 -	16.244	19.242	140.6	13.715	137.2	49.201	92.70	0.439	15:05:08.811
19 -	16.254	19.206	139.8	13.638	137.7	49.098	92.89	0.336	15:05:57.909
20 -	16.185	19.153		13.525	136.9	48.863 (3)	93.34	0.101	15:06:46.772
21 -	16.346	19.203		13.536	138.3	49.085	92.92	0.323	15:07:35.857
22 -	16.361	19.129	140.3	13.454	137.2	48.944	93.19	0.182	15:08:24.801
23 -	16.251	19.196		13.557	138.6	49.004	93.07	0.242	15:09:13.805
24 -	16.233	19.347	139.2	13.857	138.6	49.437	92.26	0.675	15:10:03.242

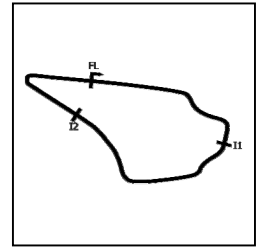
P4 74 Davey TODD		Honda - Milenco by Padgetts Motorcycles							
IDEAL LAP TIME : 48.593		BEST LAP TIME : 48.718		DIFFERENCE : 0.125					
LAP	SECTOR 1	SECTOR 2		SECTOR 3		LAP TIME	MPH	DIFF	TIME OF DAY
1 -		19.269	140.6	13.452	134.2	51.501	88.56	2.783	14:51:14.943
2 -	16.405	19.223	140.3	13.578	136.6	49.206	92.69	0.488	14:52:04.149
3 -	16.385	19.293	139.8	13.754	136.9	49.432	92.27	0.714	14:52:53.581
4 -	16.657	19.706	143.0	13.616	139.5	49.979	91.26	1.261	14:53:43.560
5 -	16.111	19.030	144.9	13.577	136.6	48.718 (1)	93.62		14:54:32.278
6 -	16.482	19.116	144.0	13.488	138.9	49.086	92.92	0.368	14:55:21.364
7 -	16.229	19.197	143.0	13.478	139.2	48.904	93.26	0.186	14:56:10.268
8 -	16.333	19.077	143.0	13.491	139.5	48.901	93.27	0.183	14:56:59.169
9 -	16.407	19.123	144.3	13.521	140.1	49.051	92.98	0.333	14:57:48.220
10 -	16.319	19.154	143.3	13.523	138.9	48.996	93.09	0.278	14:58:37.216
11 -	16.216	19.057	144.0	13.635	135.2	48.908	93.25	0.190	14:59:26.124
12 -	16.327	19.198	144.3	13.474	139.5	48.999	93.08	0.281	15:00:15.123
13 -	16.272	19.245	143.3	13.480	139.5	48.997	93.08	0.279	15:01:04.120
14 -	16.288	19.210	142.4	13.565	138.6	49.063	92.96	0.345	15:01:53.183
15 -	16.230	19.164	141.8	13.482	139.2	48.876 (3)	93.32	0.158	15:02:42.059
16 -	16.191	19.139	142.1	13.507	137.5	48.837 (2)	93.39	0.119	15:03:30.896
17 -	16.236	19.106	141.2	13.610	139.5	48.952	93.17	0.234	15:04:19.848
18 -	16.229	19.138	143.7	13.647	135.5	49.014	93.05	0.296	15:05:08.862
19 -	16.454	19.197	143.0	13.630	138.0	49.281	92.55	0.563	15:05:58.143
20 -	16.332	19.256	142.4	13.468	138.9	49.056	92.97	0.338	15:06:47.199
21 -	16.331	19.061	144.0	13.627	136.9	49.019	93.04	0.301	15:07:36.218
22 -	16.344	19.300	142.1	13.456	138.6	49.100	92.89	0.382	15:08:25.318
23 -	16.278	19.306	141.2	13.515	138.0	49.099	92.89	0.381	15:09:14.417
24 -	16.507	19.353	141.8	13.578	136.6	49.438	92.25	0.720	15:10:03.855

MCRCB BULLETIN TK311

2022 Bennetts British Superbike Championship - Round 4

2022 Pirelli National Superstock Championship with MotoNovo

RACE 2 - SECTOR ANALYSIS



SECTOR 1 = FL to I1, SECTOR 2 = I1 to I2, SECTOR 3 = I2 to FL, DIFF = Difference To Personal Best Lap, P = Crossed Finish Line in Pit Lane, D = Time Disallowed

P5 75 Alex OLSEN		BMW - FHO Racing with Kobelco							
IDEAL LAP TIME : 48.630		BEST LAP TIME : 48.744		DIFFERENCE : 0.114					
LAP	SECTOR 1	SECTOR 2	SECTOR 3	LAP TIME	MPH	DIFF	TIME OF DAY		
1 -		19.435	143.7	13.796	139.8	52.941	86.15	4.197	14:51:16.383
2 -	16.346	19.063	142.1	13.565	138.9	48.974	93.13	0.230	14:52:05.357
3 -	16.331	19.024	143.0	13.766	139.8	49.121	92.85	0.377	14:52:54.478
4 -	16.136	19.599	142.7	13.809	138.9	49.544	92.06	0.800	14:53:44.022
5 -	16.483	19.157	143.0	13.629	139.5	49.269	92.57	0.525	14:54:33.291
6 -	16.223	19.178	141.8	13.575	139.8	48.976	93.12	0.232	14:55:22.267
7 -	16.138	19.140	143.0	13.529	138.6	48.807 (2)	93.45	0.063	14:56:11.074
8 -	16.240	19.368	140.3	13.755	139.8	49.363	92.39	0.619	14:57:00.437
9 -	16.235	19.106	141.8	13.572	140.9	48.913	93.24	0.169	14:57:49.350
10 -	16.121	19.132	141.2	13.491	139.8	48.744 (1)	93.57		14:58:38.094
11 -	16.264	19.365	140.6	13.580	140.1	49.209	92.68	0.465	14:59:27.303
12 -	16.208	19.321	139.5	13.655	140.1	49.184	92.73	0.440	15:00:16.487
13 -	16.178	19.211	141.2	13.492	141.2	48.881	93.31	0.137	15:01:05.368
14 -	16.163	19.297	140.3	13.572	138.9	49.032	93.02	0.288	15:01:54.400
15 -	16.186	19.273	140.6	13.485	140.6	48.944	93.19	0.200	15:02:43.344
16 -	16.218	19.121	141.5	13.514	140.1	48.853	93.36	0.109	15:03:32.197
17 -	16.324	19.456	139.2	13.656	138.9	49.436	92.26	0.692	15:04:21.633
18 -	16.135	19.202	139.5	13.492	139.5	48.829 (3)	93.40	0.085	15:05:10.462
19 -	16.222	19.203	140.9	13.657	139.2	49.082	92.92	0.338	15:05:59.544
20 -	16.268	19.273	140.3	13.684	138.0	49.225	92.65	0.481	15:06:48.769
21 -	16.239	19.176	140.6	13.583	139.2	48.998	93.08	0.254	15:07:37.767
22 -	16.293	19.334	139.5	13.594	138.6	49.221	92.66	0.477	15:08:26.988
23 -	16.181	19.363	138.9	13.589	139.5	49.133	92.83	0.389	15:09:16.121
24 -	16.275	19.345	140.3	13.739	138.9	49.359	92.40	0.615	15:10:05.480

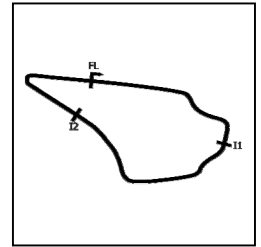
P6 8 Lewis ROLLO		Honda - Milenco by Padgetts Motorcycles							
IDEAL LAP TIME : 48.644		BEST LAP TIME : 48.751		DIFFERENCE : 0.107					
LAP	SECTOR 1	SECTOR 2	SECTOR 3	LAP TIME	MPH	DIFF	TIME OF DAY		
1 -		19.175	143.0	13.741	137.2	52.438	86.98	3.687	14:51:15.880
2 -	16.537	19.091	144.3	13.703	135.5	49.331	92.45	0.580	14:52:05.211
3 -	16.253	19.109	144.3	14.147	134.4	49.509	92.12	0.758	14:52:54.720
4 -	16.249	19.335	142.7	13.685	136.6	49.269	92.57	0.518	14:53:43.989
5 -	16.308	19.266	142.1	13.484	136.6	49.058	92.97	0.307	14:54:33.047
6 -	16.237	18.983	144.3	13.531	137.7	48.751 (1)	93.55		14:55:21.798
7 -	16.177	19.086	144.3	13.553	138.0	48.816 (3)	93.43	0.065	14:56:10.614
8 -	16.241	19.106	143.7	13.586	136.9	48.933	93.21	0.182	14:56:59.547
9 -	16.275	19.113	143.7	13.600	137.7	48.988	93.10	0.237	14:57:48.535
10 -	16.276	19.134	144.3	13.642	137.2	49.052	92.98	0.301	14:58:37.587
11 -	16.193	19.034	144.3	13.571	135.2	48.798 (2)	93.46	0.047	14:59:26.385
12 -	16.294	19.222	143.3	13.538	137.5	49.054	92.98	0.303	15:00:15.439
13 -	16.194	19.217	143.7	13.592	137.7	49.003	93.07	0.252	15:01:04.442
14 -	16.207	19.255	143.3	13.763	136.3	49.225	92.65	0.474	15:01:53.667
15 -	16.226	19.161	141.8	13.627	136.3	49.014	93.05	0.263	15:02:42.681
16 -	16.338	19.334	141.2	13.677	134.2	49.349	92.42	0.598	15:03:32.030
17 -	16.665	19.457	140.6	13.762	136.1	49.884	91.43	1.133	15:04:21.914
18 -	16.289	19.358	141.2	13.826	135.8	49.473	92.19	0.722	15:05:11.387
19 -	16.336	19.393	139.8	13.687	136.1	49.416	92.30	0.665	15:06:00.803
20 -	16.484	19.512	140.6	13.642	135.5	49.638	91.88	0.887	15:06:50.441
21 -	16.359	19.529	139.5	13.797	135.0	49.685	91.80	0.934	15:07:40.126
22 -	16.459	19.489	140.6	13.739	133.6	49.687	91.79	0.936	15:08:29.813
23 -	16.474	19.719	136.3	13.677	135.0	49.870	91.46	1.119	15:09:19.683
24 -	16.467	19.637	136.9	14.014	132.6	50.118	91.00	1.367	15:10:09.801

MCRCB BULLETIN TK311

2022 Bennetts British Superbike Championship - Round 4

2022 Pirelli National Superstock Championship with MotoNovo

RACE 2 - SECTOR ANALYSIS



SECTOR 1 = FL to I1, SECTOR 2 = I1 to I2, SECTOR 3 = I2 to FL, DIFF = Difference To Personal Best Lap, P = Crossed Finish Line in Pit Lane, D = Time Disallowed

P7 7 Kade VERWEY		BMW - Team XG Racing								
IDEAL LAP TIME : 48.824		BEST LAP TIME : 49.027		DIFFERENCE : 0.203						
LAP	SECTOR 1	SECTOR 2	SECTOR 3	LAP TIME	MPH	DIFF	TIME OF DAY			
1 -		20.464	143.7	13.928	138.6	56.054	81.36	7.027	14:51:19.496	
2 -	16.596	19.453	140.3	14.114	135.0	50.163	90.92	1.136	14:52:09.659	
3 -	16.517	19.323	139.8	13.689	138.3	49.529	92.08	0.502	14:52:59.188	
4 -	16.296	19.249	142.1	13.507	138.6	49.052 (2)	92.98	0.025	14:53:48.240	
5 -	16.447	19.284	141.5	13.491	137.5	49.222	92.66	0.195	14:54:37.462	
6 -	16.280	19.224	138.6	13.523	139.2	49.027 (1)	93.03		14:55:26.489	
7 -	16.288	19.142	141.8	13.770	139.5	49.200	92.70	0.173	14:56:15.689	
8 -	16.317	19.299	140.6	13.469	138.3	49.085 (3)	92.92	0.058	14:57:04.774	
9 -	16.227	19.329	139.5	13.666	138.9	49.222	92.66	0.195	14:57:53.996	
10 -	16.238	19.326	139.5	13.688	137.5	49.252	92.60	0.225	14:58:43.248	
11 -	16.246	19.385	139.2	13.455	138.9	49.086	92.92	0.059	14:59:32.334	
12 -	16.367	19.282	140.3	13.579	137.2	49.228	92.65	0.201	15:00:21.562	
13 -	16.422	19.376	138.9	13.584	137.7	49.382	92.36	0.355	15:01:10.944	
14 -	16.422	19.273	139.5	13.833	135.8	49.528	92.09	0.501	15:02:00.472	
15 -	16.410	19.303	140.3	13.819	136.3	49.532	92.08	0.505	15:02:50.004	
16 -	16.406	19.261	139.5	13.664	136.6	49.331	92.45	0.304	15:03:39.335	
17 -	16.273	19.417	140.1	13.590	136.3	49.280	92.55	0.253	15:04:28.615	
18 -	16.399	19.459	139.5	13.549	137.5	49.407	92.31	0.380	15:05:18.022	
19 -	16.455	19.334	139.2	13.603	137.7	49.392	92.34	0.365	15:06:07.414	
20 -	16.363	19.411	139.5	13.600	137.7	49.374	92.37	0.347	15:06:56.788	
21 -	16.378	19.449	140.6	13.525	138.3	49.352	92.42	0.325	15:07:46.140	
22 -	16.331	19.271	140.1	13.562	137.2	49.164	92.77	0.137	15:08:35.304	
23 -	16.465	19.322	138.0	13.576	138.6	49.363	92.39	0.336	15:09:24.667	
24 -	16.345	19.342	138.3	13.570	135.8	49.257	92.59	0.230	15:10:13.924	

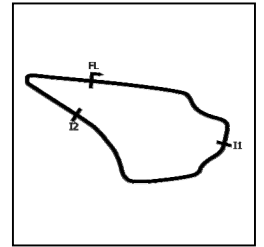
P8 77 Brent HARRAN		Honda - Optimum Bikes Racing								
IDEAL LAP TIME : 48.926		BEST LAP TIME : 49.141		DIFFERENCE : 0.215						
LAP	SECTOR 1	SECTOR 2	SECTOR 3	LAP TIME	MPH	DIFF	TIME OF DAY			
1 -		20.116	138.9	13.819	136.9	55.162	82.68	6.021	14:51:18.604	
2 -	16.439	19.135	141.8	15.763	130.0	51.337	88.84	2.196	14:52:09.941	
3 -	16.677	19.271	140.3	13.877	139.5	49.825	91.54	0.684	14:52:59.766	
4 -	16.313	19.293	141.8	13.623	137.5	49.229	92.65	0.088	14:53:48.995	
5 -	16.324	19.327	141.2	13.575	136.6	49.226 (3)	92.65	0.085	14:54:38.221	
6 -	16.405	19.276	142.4	13.672	136.6	49.353	92.41	0.212	14:55:27.574	
7 -	16.378	19.410	139.5	13.731	138.3	49.519	92.10	0.378	14:56:17.093	
8 -	16.321	19.422	139.5	13.576	138.6	49.319	92.48	0.178	14:57:06.412	
9 -	16.318	19.276	141.8	13.625	138.9	49.219 (2)	92.66	0.078	14:57:55.631	
10 -	16.319	19.263	140.3	13.715	137.2	49.297	92.52	0.156	14:58:44.928	
11 -	16.216	19.301	140.3	13.624	135.2	49.141 (1)	92.81		14:59:34.069	
12 -	16.258	19.488	140.9	13.667	135.5	49.413	92.30	0.272	15:00:23.482	
13 -	16.225	19.472	140.9	13.736	136.6	49.433	92.26	0.292	15:01:12.915	
14 -	16.472	19.405	140.1	13.598	136.3	49.475	92.19	0.334	15:02:02.390	
15 -	16.268	19.520	138.6	13.646	136.1	49.434	92.26	0.293	15:02:51.824	
16 -	16.646	19.681	134.4	13.836	135.5	50.163	90.92	1.022	15:03:41.987	
17 -	16.378	19.546	136.9	13.761	135.5	49.685	91.80	0.544	15:04:31.672	
18 -	16.460	19.474	138.6	13.741	135.8	49.675	91.81	0.534	15:05:21.347	
19 -	16.358	19.571	137.7	13.790	135.2	49.719	91.73	0.578	15:06:11.066	
20 -	16.660	19.538	138.3	13.735	136.1	49.933	91.34	0.792	15:07:00.999	
21 -	16.400	19.572	139.8	13.774	135.5	49.746	91.68	0.605	15:07:50.745	
22 -	16.403	19.642	139.5	13.690	135.8	49.735	91.70	0.594	15:08:40.480	
23 -	16.501	19.865	133.4	13.823	136.3	50.189	90.87	1.048	15:09:30.669	
24 -	16.589	19.965	135.5	14.067	132.1	50.621	90.10	1.480	15:10:21.290	

MCRCB BULLETIN TK311

2022 Bennetts British Superbike Championship - Round 4

2022 Pirelli National Superstock Championship with MotoNovo

RACE 2 - SECTOR ANALYSIS



SECTOR 1 = FL to I1, SECTOR 2 = I1 to I2, SECTOR 3 = I2 to FL, DIFF = Difference To Personal Best Lap, P = Crossed Finish Line in Pit Lane, D = Time Disallowed

P9 19		Joe TALBOT				Kawasaki - Cheshire Mouldings Kawasaki by JR Performance			
IDEAL LAP TIME : 49.320		BEST LAP TIME : 49.409		DIFFERENCE : 0.089					
LAP	SECTOR 1	SECTOR 2		SECTOR 3		LAP TIME	MPH	DIFF	TIME OF DAY
1 -		20.195	139.8	13.913	134.2	55.435	82.27	6.026	14:51:18.877
2 -	16.423	19.584	137.2	13.953	132.3	49.960	91.29	0.551	14:52:08.837
3 -	16.518	19.533	136.9	13.689	133.9	49.740	91.69	0.331	14:52:58.577
4 -	16.356	19.528	136.6	13.626	133.6	49.510 (2)	92.12	0.101	14:53:48.087
5 -	16.426	19.444	136.3	14.032	132.8	49.902	91.40	0.493	14:54:37.989
6 -	16.370	19.422	137.2	13.617	135.0	49.409 (1)	92.31		14:55:27.398
7 -	16.397	19.502	136.3	14.179	132.1	50.078	91.08	0.669	14:56:17.476
8 -	16.363	19.487	138.0	13.960	129.0	49.810	91.57	0.401	14:57:07.286
9 -	16.625	19.485	139.5	13.640	135.0	49.750	91.68	0.341	14:57:57.036
10 -	16.399	19.445	138.0	13.780	135.0	49.624	91.91	0.215	14:58:46.660
11 -	16.632	19.533	141.8	14.151	135.5	50.316	90.64	0.907	14:59:36.976
12 -	16.456	19.372	140.3	13.714	135.2	49.542 (3)	92.06	0.133	15:00:26.518
13 -	16.455	19.485	138.3	13.642	135.8	49.582	91.99	0.173	15:01:16.100
14 -	16.403	19.415	135.8	13.763	136.1	49.581	91.99	0.172	15:02:05.681
15 -	16.708	19.515	140.3	13.636	135.8	49.859	91.48	0.450	15:02:55.540
16 -	16.551	19.604	136.6	13.767	135.0	49.922	91.36	0.513	15:03:45.462
17 -	16.488	19.631	135.5	13.592	135.2	49.711	91.75	0.302	15:04:35.173
18 -	16.534	19.592	136.1	13.658	135.5	49.784	91.61	0.375	15:05:24.957
19 -	16.548	19.591	135.5	13.619	135.0	49.758	91.66	0.349	15:06:14.715
20 -	16.628	19.647	135.2	13.655	135.2	49.930	91.35	0.521	15:07:04.645
21 -	16.459	19.664	135.2	13.681	135.0	49.804	91.58	0.395	15:07:54.449
22 -	16.439	19.653	135.5	13.647	134.7	49.739	91.70	0.330	15:08:44.188
23 -	16.544	19.773	136.3	13.803	134.2	50.120	91.00	0.711	15:09:34.308
24 -	16.570	19.787	136.1	13.995	133.4	50.352	90.58	0.943	15:10:24.660

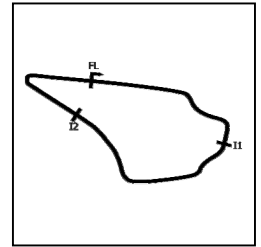
P10 10		Joe SHELDON-SHAW				Suzuki - Forward Vision Racing			
IDEAL LAP TIME : 49.207		BEST LAP TIME : 49.311		DIFFERENCE : 0.104					
LAP	SECTOR 1	SECTOR 2		SECTOR 3		LAP TIME	MPH	DIFF	TIME OF DAY
1 -		20.814	137.7	13.592	135.0	55.568	82.08	6.257	14:51:19.010
2 -	16.633	19.306	139.5	14.831	129.8	50.770	89.83	1.459	14:52:09.780
3 -	16.622	19.365	139.2	13.836	135.0	49.823	91.54	0.512	14:52:59.603
4 -	16.743	19.330	137.2	13.756	135.0	49.829	91.53	0.518	14:53:49.432
5 -	16.442	19.325	139.2	13.605	134.7	49.372 (2)	92.38	0.061	14:54:38.804
6 -	16.356	19.275	139.8	13.680	136.1	49.311 (1)	92.49		14:55:28.115
7 -	16.538	19.286	139.2	14.078	136.6	49.902	91.40	0.591	14:56:18.017
8 -	16.511	19.259	140.3	13.749	135.2	49.519	92.10	0.208	14:57:07.536
9 -	16.621	19.354	141.8	13.799	134.4	49.774	91.63	0.463	14:57:57.310
10 -	16.475	19.393	138.0	13.790	134.4	49.658	91.85	0.347	14:58:46.968
11 -	16.554	19.428	143.0	13.924	134.2	49.906	91.39	0.595	14:59:36.874
12 -	16.986	19.526	140.1	13.619	135.2	50.131	90.98	0.820	15:00:27.005
13 -	16.571	19.449	141.2	13.797	135.0	49.817	91.55	0.506	15:01:16.822
14 -	16.594	19.377	138.9	14.122	135.8	50.093	91.05	0.782	15:02:06.915
15 -	16.549	19.502	139.5	13.834	135.2	49.885	91.43	0.574	15:02:56.800
16 -	16.523	19.340	139.5	13.857	134.7	49.720	91.73	0.409	15:03:46.520
17 -	16.671	19.445	139.2	13.728	133.1	49.844	91.50	0.533	15:04:36.364
18 -	16.489	19.362	140.3	13.916	135.0	49.767	91.64	0.456	15:05:26.131
19 -	16.528	19.368	141.2	13.755	132.8	49.651	91.86	0.340	15:06:15.782
20 -	16.445	19.391	138.9	13.646	135.2	49.482 (3)	92.17	0.171	15:07:05.264
21 -	16.399	19.397	139.2	13.839	134.7	49.635	91.89	0.324	15:07:54.899
22 -	16.430	19.430	139.8	13.745	135.2	49.605	91.94	0.294	15:08:44.504
23 -	16.556	19.539	138.0	13.676	134.2	49.771	91.64	0.460	15:09:34.275
24 -	16.760	19.746	136.9	13.983	136.1	50.489	90.33	1.178	15:10:24.764

MCRCB BULLETIN TK311

2022 Bennetts British Superbike Championship - Round 4

2022 Pirelli National Superstock Championship with MotoNovo

RACE 2 - SECTOR ANALYSIS



SECTOR 1 = FL to I1, SECTOR 2 = I1 to I2, SECTOR 3 = I2 to FL, DIFF = Difference To Personal Best Lap, P = Crossed Finish Line in Pit Lane, D = Time Disallowed

P11 2		TJ TOMS		Kawasaki - Platform Hire Racing						
IDEAL LAP TIME : 49.194		BEST LAP TIME : 49.573		DIFFERENCE : 0.379						
LAP	SECTOR 1	SECTOR 2	SECTOR 3	LAP TIME	MPH	DIFF	TIME OF DAY			
1 -		20.585	134.7	13.804	136.1	55.795	81.74	6.222	14:51:19.237	
2 -	16.682	19.599	138.3	15.455	130.3	51.736	88.16	2.163	14:52:10.973	
3 -	16.632	19.639	137.5	13.849	133.1	50.120	91.00	0.547	14:53:01.093	
4 -	16.498	19.775	138.0	13.650	137.2	49.923	91.36	0.350	14:53:51.016	
5 -	16.722	19.833	136.6	13.511	135.8	50.066	91.10	0.493	14:54:41.082	
6 -	16.600	19.877	135.5	13.656	136.1	50.133	90.98	0.560	14:55:31.215	
7 -	16.532	19.637	138.0	13.738	134.7	49.907	91.39	0.334	14:56:21.122	
8 -	16.405	19.650	137.7	13.717	135.0	49.772	91.64	0.199	14:57:10.894	
9 -	16.377	19.658	140.3	13.636	134.4	49.671	91.82	0.098	14:58:00.565	
10 -	16.437	19.661	139.2	13.637	133.1	49.735	91.70	0.162	14:58:50.300	
11 -	16.411	19.591	139.2	13.584	135.2	49.586 (2)	91.98	0.013	14:59:39.886	
12 -	16.424	19.587	140.1	13.667	134.4	49.678	91.81	0.105	15:00:29.564	
13 -	16.444	19.580	138.9	13.675	135.2	49.699	91.77	0.126	15:01:19.263	
14 -	16.426	19.674	137.5	13.536	135.8	49.636	91.89	0.063	15:02:08.899	
15 -	16.330	19.770	136.1	13.600	135.5	49.700	91.77	0.127	15:02:58.599	
16 -	16.362	19.601	138.3	13.635	135.8	49.598 (3)	91.96	0.025	15:03:48.197	
17 -	16.346	19.786	138.3	13.441	136.6	49.573 (1)	92.00		15:04:37.770	
18 -	16.300	19.662	139.2	13.661	132.6	49.623	91.91	0.050	15:05:27.393	
19 -	16.562	19.556	141.2	13.811	135.8	49.929	91.35	0.356	15:06:17.322	
20 -	16.712	19.701	142.1	13.756	132.8	50.169	90.91	0.596	15:07:07.491	
21 -	16.412	19.807	138.6	13.625	136.1	49.844	91.50	0.271	15:07:57.335	
22 -	16.197	19.747	140.6	13.679	133.6	49.623	91.91	0.050	15:08:46.958	
23 -	16.376	19.610	140.3	13.789	135.2	49.775	91.63	0.202	15:09:36.733	
24 -	16.678	19.956	141.5	13.818	133.9	50.452	90.40	0.879	15:10:27.185	

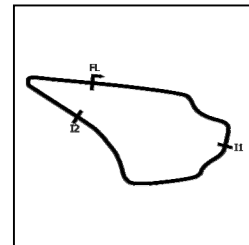
P12 18		Shaun WINFIELD		Honda - TAG Racing Honda						
IDEAL LAP TIME : 49.108		BEST LAP TIME : 49.145		DIFFERENCE : 0.037						
LAP	SECTOR 1	SECTOR 2	SECTOR 3	LAP TIME	MPH	DIFF	TIME OF DAY			
1 -		20.622	143.3	13.922	138.0	56.339	80.95	7.194	14:51:19.781	
2 -	16.498	19.441	142.1	14.687	135.5	50.626	90.09	1.481	14:52:10.407	
3 -	16.665	19.658	138.9	13.874	136.6	50.197	90.86	1.052	14:53:00.604	
4 -	16.474	19.450	140.6	13.650	137.2	49.574	92.00	0.429	14:53:50.178	
5 -	16.273	19.277	140.1	13.595	136.9	49.145 (1)	92.80		14:54:39.323	
6 -	16.343	19.263	141.2	13.720	136.9	49.326 (3)	92.46	0.181	14:55:28.649	
7 -	16.383	19.289	141.2	13.572	136.9	49.244 (2)	92.62	0.099	14:56:17.893	
8 -	16.353	19.294	140.6	13.751	136.3	49.398	92.33	0.253	14:57:07.291	
9 -	16.441	19.350	139.8	13.638	136.9	49.429	92.27	0.284	14:57:56.720	
10 -	16.418	19.489	138.3	13.892	135.2	49.799	91.59	0.654	14:58:46.519	
11 -	16.604	19.617	138.6	13.760	135.0	49.981	91.25	0.836	14:59:36.500	
12 -	16.568	19.582	138.9	13.793	133.6	49.943	91.32	0.798	15:00:26.443	
13 -	16.803	19.538	140.9	13.768	136.6	50.109	91.02	0.964	15:01:16.552	
14 -	16.588	19.447	139.2	13.825	136.3	49.860	91.47	0.715	15:02:06.412	
15 -	16.456	19.548	139.8	13.757	135.8	49.761	91.66	0.616	15:02:56.173	
16 -	16.535	19.512	141.2	13.809	135.2	49.856	91.48	0.711	15:03:46.029	
17 -	16.449	19.478	139.2	13.960	133.9	49.887	91.42	0.742	15:04:35.916	
18 -	16.613	19.488	139.2	13.853	135.8	49.954	91.30	0.809	15:05:25.870	
19 -	16.501	19.560	138.9	14.095	136.9	50.156	90.93	1.011	15:06:16.026	
20 -	16.562	19.743	138.6	13.784	136.3	50.089	91.06	0.944	15:07:06.115	
21 -	16.509	19.565	138.9	13.726	136.1	49.800	91.58	0.655	15:07:55.915	
22 -	16.566	19.751	136.6	13.872	135.5	50.189	90.87	1.044	15:08:46.104	
23 -	16.578	19.831	136.6	13.980	136.1	50.389	90.51	1.244	15:09:36.493	
24 -	16.754	20.029	137.5	14.048	135.8	50.831	89.73	1.686	15:10:27.324	

MCRCB BULLETIN TK311

2022 Bennetts British Superbike Championship - Round 4

2022 Pirelli National Superstock Championship with MotoNovo

RACE 2 - SECTOR ANALYSIS



SECTOR 1 = FL to I1, SECTOR 2 = I1 to I2, SECTOR 3 = I2 to FL, DIFF = Difference To Personal Best Lap, P = Crossed Finish Line in Pit Lane, D = Time Disallowed

P13 11		David ALLINGHAM				Honda - TAG Racing Honda				
IDEAL LAP TIME : 49.400		BEST LAP TIME : 49.538		DIFFERENCE : 0.138						
LAP	SECTOR 1	SECTOR 2	SECTOR 3	LAP TIME	MPH	DIFF	TIME OF DAY			
1 -		21.366	140.9	14.135	137.7	57.724	79.01	8.186	14:51:21.166	
2 -	16.676	19.591	142.1	14.363	136.1	50.630	90.08	1.092	14:52:11.796	
3 -	16.796	19.537	137.5	13.958	137.5	50.291	90.69	0.753	14:53:02.087	
4 -	16.398	19.398	141.5	13.742	139.8	49.538 (1)	92.07		14:53:51.625	
5 -	16.430	19.672	136.6	13.917	138.6	50.019	91.18	0.481	14:54:41.644	
6 -	16.488	19.621	142.1	13.974	139.5	50.083	91.07	0.545	14:55:31.727	
7 -	16.611	19.443	142.4	13.846	137.5	49.900	91.40	0.362	14:56:21.627	
8 -	16.508	19.366	140.9	13.937	138.3	49.811	91.56	0.273	14:57:11.438	
9 -	16.555	19.421	144.6	13.668	138.9	49.644	91.87	0.106	14:58:01.082	
10 -	16.371	19.404	142.4	13.840	136.6	49.615	(3) 91.93	0.077	14:58:50.697	
11 -	16.432	19.504	141.8	13.710	136.9	49.646	91.87	0.108	14:59:40.343	
12 -	16.461	19.427	142.7	13.745	137.2	49.633	91.89	0.095	15:00:29.976	
13 -	16.418	19.502	142.1	13.698	138.3	49.618	91.92	0.080	15:01:19.594	
14 -	16.409	19.465	138.6	13.810	137.7	49.684	91.80	0.146	15:02:09.278	
15 -	16.368	19.419	137.2	13.901	136.9	49.688	91.79	0.150	15:02:58.966	
16 -	16.511	19.499	141.2	13.923	134.2	49.933	91.34	0.395	15:03:48.899	
17 -	16.570	19.433	141.2	13.776	136.9	49.779	91.62	0.241	15:04:38.678	
18 -	16.479	19.439	142.4	13.666	136.6	49.584	(2) 91.98	0.046	15:05:28.262	
19 -	16.579	19.823	140.6	13.873	138.0	50.275	90.72	0.737	15:06:18.537	
20 -	16.652	19.650	141.2	13.936	136.6	50.238	90.79	0.700	15:07:08.775	
21 -	16.618	19.704	142.4	13.900	135.2	50.222	90.81	0.684	15:07:58.997	
22 -	16.541	19.601	142.4	13.819	137.5	49.961	91.29	0.423	15:08:48.958	
23 -	16.610	19.643	142.4	13.871	138.3	50.124	90.99	0.586	15:09:39.082	
24 -	16.657	19.644	139.8	14.087	135.0	50.388	90.51	0.850	15:10:29.470	

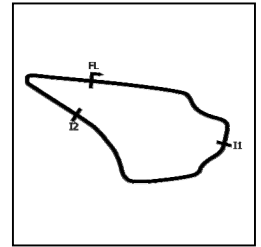
P14 57		Levi DAY				Suzuki - Powerslide Motorcycles Racing				
IDEAL LAP TIME : 49.387		BEST LAP TIME : 49.597		DIFFERENCE : 0.210						
LAP	SECTOR 1	SECTOR 2	SECTOR 3	LAP TIME	MPH	DIFF	TIME OF DAY			
1 -		21.488	138.3	14.006	135.8	57.745	78.98	8.148	14:51:21.187	
2 -	16.932	19.442	138.6	14.388	135.8	50.762	89.85	1.165	14:52:11.949	
3 -	16.851	19.561	139.8	14.001	136.9	50.413	90.47	0.816	14:53:02.362	
4 -	16.586	19.484	140.1	13.557	138.6	49.627	(3) 91.90	0.030	14:53:51.989	
5 -	16.438	19.540	142.1	13.734	140.6	49.712	91.75	0.115	14:54:41.701	
6 -	16.687	19.568	142.1	13.829	138.9	50.084	91.06	0.487	14:55:31.785	
7 -	16.728	19.468	141.2	13.721	138.9	49.917	91.37	0.320	14:56:21.702	
8 -	16.582	19.446	141.5	13.801	138.6	49.829	91.53	0.232	14:57:11.531	
9 -	16.711	19.477	140.6	13.759	135.2	49.947	91.31	0.350	14:58:01.478	
10 -	16.549	19.559	139.2	13.633	136.6	49.741	91.69	0.144	14:58:51.219	
11 -	16.608	19.580	139.2	13.639	137.7	49.827	91.53	0.230	14:59:41.046	
12 -	16.529	19.548	139.8	13.520	138.0	49.597 (1)	91.96		15:00:30.643	
13 -	16.425	19.482	139.8	13.707	137.5	49.614	(2) 91.93	0.017	15:01:20.257	
14 -	16.508	19.587	138.3	13.633	136.6	49.728	91.72	0.131	15:02:09.985	
15 -	16.526	19.573	138.9	13.962	133.6	50.061	91.11	0.464	15:03:00.046	
16 -	16.702	19.749	139.2	13.802	135.8	50.253	90.76	0.656	15:03:50.299	
17 -	16.609	19.695	139.2	13.692	137.2	49.996	91.22	0.399	15:04:40.295	
18 -	16.651	19.833	137.5	13.677	134.4	50.161	90.92	0.564	15:05:30.456	
19 -	16.593	19.785	137.2	13.719	136.6	50.097	91.04	0.500	15:06:20.553	
20 -	16.619	19.839	138.3	13.686	137.2	50.144	90.96	0.547	15:07:10.697	
21 -	16.467	19.650	139.2	13.548	137.5	49.665	91.83	0.068	15:08:00.362	
22 -	16.513	19.601	138.6	13.658	136.3	49.772	91.64	0.175	15:08:50.134	
23 -	16.561	19.723	137.7	13.770	136.9	50.054	91.12	0.457	15:09:40.188	
24 -	16.525	19.649	140.6	13.934	133.4	50.108	91.02	0.511	15:10:30.296	

MCRCB BULLETIN TK311

2022 Bennetts British Superbike Championship - Round 4

2022 Pirelli National Superstock Championship with MotoNovo

RACE 2 - SECTOR ANALYSIS



SECTOR 1 = FL to I1, SECTOR 2 = I1 to I2, SECTOR 3 = I2 to FL, DIFF = Difference To Personal Best Lap, P = Crossed Finish Line in Pit Lane, D = Time Disallowed

P15 55		Ash BEECH				Suzuki - Jones Dorling Racing				
IDEAL LAP TIME : 49.278		BEST LAP TIME : 49.386		DIFFERENCE : 0.108						
LAP	SECTOR 1	SECTOR 2	SECTOR 3	LAP TIME	MPH	DIFF	TIME OF DAY			
1 -		21.330	138.6	14.403	134.2	58.491	77.97	9.105	14:51:21.933	
2 -	17.049	19.683	138.9	14.747	131.8	51.479	88.60	2.093	14:52:13.412	
3 -	16.711	19.455	138.3	13.972	134.4	50.138	90.97	0.752	14:53:03.550	
4 -	16.502	19.621	139.5	14.166	132.1	50.289	90.69	0.903	14:53:53.839	
5 -	16.519	19.756	138.0	13.895	134.4	50.170	90.91	0.784	14:54:44.009	
6 -	16.800	19.575	138.0	13.935	133.1	50.310	90.66	0.924	14:55:34.319	
7 -	16.656	19.366	138.3	13.862	134.4	49.884	91.43	0.498	14:56:24.203	
8 -	16.478	19.413	139.8	13.842	135.8	49.733	91.71	0.347	14:57:13.936	
9 -	16.585	19.389	139.2	13.953	135.8	49.927	91.35	0.541	14:58:03.863	
10 -	16.638	19.522	138.9	14.049	135.2	50.209	90.84	0.823	14:58:54.072	
11 -	16.528	19.743	136.6	13.751	133.6	50.022	91.18	0.636	14:59:44.094	
12 -	16.296	19.398	138.6	13.692	133.6	49.386 (1)	92.35		15:00:33.480	
13 -	16.402	19.337	138.0	13.818	134.4	49.557 (3)	92.03	0.171	15:01:23.037	
14 -	16.485	19.521	138.6	13.829	133.9	49.835	91.52	0.449	15:02:12.872	
15 -	16.570	19.706	136.9	13.850	132.8	50.126	90.99	0.740	15:03:02.998	
16 -	16.523	19.416	136.6	13.906	132.6	49.845	91.50	0.459	15:03:52.843	
17 -	16.452	19.425	137.7	13.859	132.8	49.736	91.70	0.350	15:04:42.579	
18 -	16.432	19.555	137.2	13.645	134.2	49.632	91.89	0.246	15:05:32.211	
19 -	16.403	19.488	136.6	13.854	132.6	49.745	91.68	0.359	15:06:21.956	
20 -	16.434	19.492	137.7	13.709	133.6	49.635	91.89	0.249	15:07:11.591	
21 -	16.425	19.469	137.7	13.741	133.9	49.635	91.89	0.249	15:08:01.226	
22 -	16.328	19.464	138.3	13.718	133.9	49.510 (2)	92.12	0.124	15:08:50.736	
23 -	16.455	19.558	138.9	13.774	134.2	49.787	91.61	0.401	15:09:40.523	
24 -	16.545	19.935	138.6	14.119	129.8	50.599	90.14	1.213	15:10:31.122	

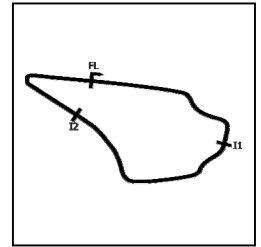
P16 99		Ben LUXTON				BMW - Team XG Racing				
IDEAL LAP TIME : 49.606		BEST LAP TIME : 49.658		DIFFERENCE : 0.052						
LAP	SECTOR 1	SECTOR 2	SECTOR 3	LAP TIME	MPH	DIFF	TIME OF DAY			
1 -		21.337	140.3	13.929	138.9	58.077	78.53	8.419	14:51:21.519	
2 -	17.204	19.690	141.2	14.231	134.4	51.125	89.21	1.467	14:52:12.644	
3 -	16.875	19.677	140.3	13.788	138.0	50.340	90.60	0.682	14:53:02.984	
4 -	16.701	19.718	142.1	13.860	138.3	50.279	90.71	0.621	14:53:53.263	
5 -	16.864	19.604	143.0	13.869	135.5	50.337	90.61	0.679	14:54:43.600	
6 -	16.659	19.402	142.4	13.597	138.6	49.658 (1)	91.85		14:55:33.258	
7 -	16.673	19.620	140.1	13.684	138.3	49.977	91.26	0.319	14:56:23.235	
8 -	16.803	19.622	141.8	13.649	136.9	50.074	91.08	0.416	14:57:13.309	
9 -	16.673	19.503	141.8	13.719	138.9	49.895 (2)	91.41	0.237	14:58:03.204	
10 -	16.879	19.579	141.2	15.099	137.2	51.557	88.46	1.899	14:58:54.761	
11 -	16.996	19.678	140.9	13.827	137.2	50.501	90.31	0.843	14:59:45.262	
12 -	16.800	19.653	140.9	13.666	137.2	50.119	91.00	0.461	15:00:35.381	
13 -	16.723	19.759	141.5	13.711	136.6	50.193	90.87	0.535	15:01:25.574	
14 -	16.804	19.651	140.9	13.704	137.2	50.159	90.93	0.501	15:02:15.733	
15 -	16.723	19.585	141.8	13.773	136.6	50.081	91.07	0.423	15:03:05.814	
16 -	16.713	19.538	142.1	13.831	136.3	50.082	91.07	0.424	15:03:55.896	
17 -	16.836	19.662	141.5	13.692	137.7	50.190	90.87	0.532	15:04:46.086	
18 -	16.607	19.611	141.8	13.683	136.6	49.901 (3)	91.40	0.243	15:05:35.987	
19 -	16.775	19.620	140.3	13.751	136.9	50.146	90.95	0.488	15:06:26.133	
20 -	16.754	19.600	142.1	13.820	136.9	50.174	90.90	0.516	15:07:16.307	
21 -	16.756	19.819	139.5	13.788	134.4	50.363	90.56	0.705	15:08:06.670	
22 -	16.830	19.813	140.3	13.916	135.0	50.559	90.21	0.901	15:08:57.229	
23 -	16.859	19.844	138.6	13.791	135.8	50.494	90.32	0.836	15:09:47.723	
24 -	16.624	19.589	140.9	13.885	135.2	50.098	91.04	0.440	15:10:37.821	

MCRCB BULLETIN TK311

2022 Bennetts British Superbike Championship - Round 4

2022 Pirelli National Superstock Championship with MotoNovo

RACE 2 - SECTOR ANALYSIS



SECTOR 1 = FL to I1, SECTOR 2 = I1 to I2, SECTOR 3 = I2 to FL, DIFF = Difference To Personal Best Lap, P = Crossed Finish Line in Pit Lane, D = Time Disallowed

P17 59		Matt TRUELOVE				Aprilia - IN Competition / Aprilia			
IDEAL LAP TIME : 49.582		BEST LAP TIME : 49.618		DIFFERENCE : 0.036					
LAP	SECTOR 1	SECTOR 2		SECTOR 3		LAP TIME	MPH	DIFF	TIME OF DAY
1 -		20.658	141.2	13.887	136.6	56.541	80.66	6.923	14:51:19.983
2 -	16.589	19.572	141.2	14.022	134.7	50.183	90.88	0.565	14:52:10.166
3 -	16.758	19.691	140.6	14.787	137.7	51.236	89.02	1.618	14:53:01.402
4 -	16.546	19.576	141.8	13.760	136.6	49.882 (3)	91.43	0.264	14:53:51.284
5 -	16.542	19.797	138.3	13.866	135.2	50.205	90.84	0.587	14:54:41.489
6 -	16.383	19.741	139.5	13.987	136.1	50.111	91.02	0.493	14:55:31.600
7 -	16.516	19.566	141.5	13.694	135.8	49.776 (2)	91.63	0.158	14:56:21.376
8 -	16.476	19.577	140.6	13.892	134.4	49.945	91.32	0.327	14:57:11.321
9 -	16.354	19.602	142.1	13.662	135.0	49.618 (1)	91.92		14:58:00.939
10 -	16.827	19.761	139.5	14.115	133.6	50.703	89.95	1.085	14:58:51.642
11 -	16.531	19.605	141.2	13.876	132.1	50.012	91.20	0.394	14:59:41.654
12 -	16.522	19.828	138.6	13.898	133.1	50.248	90.77	0.630	15:00:31.902
13 -	16.557	19.876	140.3	13.916	132.1	50.349	90.58	0.731	15:01:22.251
14 -	16.686	19.911	138.6	13.884	133.6	50.481	90.35	0.863	15:02:12.732
15 -	16.534	20.000	138.6	14.184	131.3	50.718	89.93	1.100	15:03:03.450
16 -	16.666	19.971	138.3	13.950	133.6	50.587	90.16	0.969	15:03:54.037
17 -	16.671	19.899	139.5	13.954	133.4	50.524	90.27	0.906	15:04:44.561
18 -	16.595	19.926	137.7	14.197	131.8	50.718	89.93	1.100	15:05:35.279
19 -	16.654	19.950	137.2	14.060	132.6	50.664	90.02	1.046	15:06:25.943
20 -	16.558	19.862	139.8	14.007	132.6	50.427	90.44	0.809	15:07:16.370
21 -	17.150	20.212	137.7	13.950	133.4	51.312	88.88	1.694	15:08:07.682
22 -	16.587	19.892	138.9	14.024	133.1	50.503	90.31	0.885	15:08:58.185
23 -	16.476	19.767	139.2	14.058	133.6	50.301	90.67	0.683	15:09:48.486
24 -	16.532	19.762	140.6	14.736	128.0	51.030	89.38	1.412	15:10:39.516

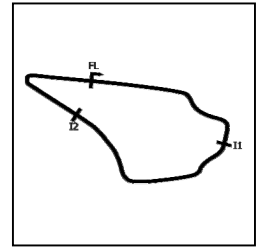
P18 94		Max STANTON				BMW - PHR Performance			
IDEAL LAP TIME : 49.616		BEST LAP TIME : 49.813		DIFFERENCE : 0.197					
LAP	SECTOR 1	SECTOR 2		SECTOR 3		LAP TIME	MPH	DIFF	TIME OF DAY
1 -		20.942	137.2	14.481	138.0	57.887	78.79	8.074	14:51:21.329
2 -	17.220	19.628	139.5	14.236	135.0	51.084	89.28	1.271	14:52:12.413
3 -	16.929	19.509	140.3	13.980	138.6	50.418	90.46	0.605	14:53:02.831
4 -	16.655	19.779	140.1	13.838	138.9	50.272	90.72	0.459	14:53:53.103
5 -	16.823	19.627	140.1	14.117	137.7	50.567	90.19	0.754	14:54:43.670
6 -	16.904	19.411	141.5	13.725	140.6	50.040	91.14	0.227	14:55:33.710
7 -	16.737	19.419	140.3	13.795	138.9	49.951 (3)	91.31	0.138	14:56:23.661
8 -	16.714	19.422	140.1	13.947	138.9	50.083	91.07	0.270	14:57:13.744
9 -	16.535	19.357	137.2	13.921	139.5	49.813 (1)	91.56		14:58:03.557
10 -	16.783	19.408	138.3	14.159	136.6	50.350	90.58	0.537	14:58:53.907
11 -	16.534	20.230	140.6	14.327	137.5	51.091	89.27	1.278	14:59:44.998
12 -	16.801	19.545	140.9	16.553	136.3	52.899	86.22	3.086	15:00:37.897
13 -	16.676	19.840	136.3	13.866	138.0	50.382	90.53	0.569	15:01:28.279
14 -	16.546	19.471	136.6	13.896	138.9	49.913 (2)	91.38	0.100	15:02:18.192
15 -	16.620	19.712	138.6	13.829	137.7	50.161	90.92	0.348	15:03:08.353
16 -	16.833	19.504	138.3	13.952	136.9	50.289	90.69	0.476	15:03:58.642
17 -	16.784	19.618	134.2	13.852	136.1	50.254	90.76	0.441	15:04:48.896
18 -	16.805	19.735	137.7	14.043	134.7	50.583	90.17	0.770	15:05:39.479
19 -	16.740	19.584	134.7	14.085	137.5	50.409	90.48	0.596	15:06:29.888
20 -	16.905	19.980	137.2	13.787	138.0	50.672	90.01	0.859	15:07:20.560
21 -	16.701	19.904	128.5	14.001	136.6	50.606	90.12	0.793	15:08:11.166
22 -	16.848	19.962	128.0	13.842	137.5	50.652	90.04	0.839	15:09:01.818
23 -	16.746	19.763	134.4	13.800	135.8	50.309	90.66	0.496	15:09:52.127
24 -	16.642	19.685	133.9	13.886	135.2	50.213	90.83	0.400	15:10:42.340

MCRCB BULLETIN TK311

2022 Bennetts British Superbike Championship - Round 4

2022 Pirelli National Superstock Championship with MotoNovo

RACE 2 - SECTOR ANALYSIS



SECTOR 1 = FL to I1, SECTOR 2 = I1 to I2, SECTOR 3 = I2 to FL, DIFF = Difference To Personal Best Lap, P = Crossed Finish Line in Pit Lane, D = Time Disallowed

P19 30		Rob McNEALY		BMW - McNealy Brown					
IDEAL LAP TIME : 49.710		BEST LAP TIME : 49.875		DIFFERENCE : 0.165					
LAP	SECTOR 1	SECTOR 2		SECTOR 3		LAP TIME	MPH	DIFF	TIME OF DAY
1 -		20.777	138.3	14.138	133.4	57.187	79.75	7.312	14:51:20.629
2 -	16.723	19.661	139.5	14.517	131.0	50.901	89.60	1.026	14:52:11.530
3 -	16.729	19.795	136.9	14.313	135.5	50.837	89.72	0.962	14:53:02.367
4 -	16.877	19.622	140.3	14.030	132.3	50.529	90.26	0.654	14:53:52.896
5 -	16.653	19.584	138.3	13.784	134.2	50.021 (3)	91.18	0.146	14:54:42.917
6 -	16.596	19.669	138.9	13.922	134.7	50.187	90.88	0.312	14:55:33.104
7 -	16.582	19.652	137.5	13.853	134.4	50.087	91.06	0.212	14:56:23.191
8 -	16.550	19.632	138.3	13.840	135.8	50.022	91.18	0.147	14:57:13.213
9 -	16.561	19.551	138.3	13.777	134.2	49.889 (2)	91.42	0.014	14:58:03.102
10 -	16.737	19.791	136.3	14.874	137.2	51.402	88.73	1.527	14:58:54.504
11 -	16.702	19.654	140.9	13.927	134.7	50.283	90.70	0.408	14:59:44.787
12 -	16.588	19.678	138.6	13.609	135.8	49.875 (1)	91.45		15:00:34.662
13 -	16.655	19.614	138.0	13.753	135.2	50.022	91.18	0.147	15:01:24.684
14 -	16.790	19.884	137.2	13.761	134.2	50.435	90.43	0.560	15:02:15.119
15 -	16.650	19.768	137.5	13.857	134.2	50.275	90.72	0.400	15:03:05.394
16 -	16.747	19.811	136.6	13.773	133.6	50.331	90.62	0.456	15:03:55.725
17 -	16.795	19.716	137.5	13.850	134.4	50.361	90.56	0.486	15:04:46.086
18 -	17.091	19.925	136.6	13.752	135.2	50.768	89.84	0.893	15:05:36.854
19 -	16.867	19.829	136.1	14.676	127.8	51.372	88.78	1.497	15:06:28.226
20 -	16.977	19.957	135.8	14.300	133.6	51.234	89.02	1.359	15:07:19.460
21 -	16.887	20.075	136.3	14.136	132.6	51.098	89.26	1.223	15:08:10.558
22 -	16.919	20.075	135.8	13.966	133.4	50.960	89.50	1.085	15:09:01.518
23 -	16.777	19.976	136.1	14.234	134.2	50.987	89.45	1.112	15:09:52.505
24 -	16.966	19.810	137.2	14.401	133.1	51.177	89.12	1.302	15:10:43.682

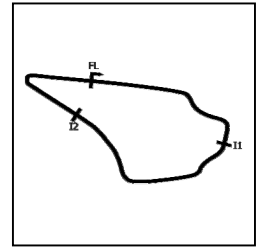
P20 25		Jorel BOERBOOM		Kawasaki - G&S Bict Groep Racing					
IDEAL LAP TIME : 50.518		BEST LAP TIME : 50.671		DIFFERENCE : 0.153					
LAP	SECTOR 1	SECTOR 2		SECTOR 3		LAP TIME	MPH	DIFF	TIME OF DAY
1 -		21.660	138.9	13.958	133.4	58.726	77.66	8.055	14:51:22.168
2 -	17.102	19.865	138.9	14.473	132.1	51.440	88.66	0.769	14:52:13.608
3 -	16.944	19.779	138.3	13.948	131.8	50.671 (1)	90.01		14:53:04.279
4 -	16.826	20.046	136.3	13.950	129.8	50.822 (2)	89.74	0.151	14:53:55.101
5 -	17.026	20.033	136.6	14.050	129.8	51.109	89.24	0.438	14:54:46.210
6 -	17.093	20.018	136.9	14.184	132.6	51.295	88.91	0.624	14:55:37.505
7 -	17.097	19.834	136.3	14.154	131.0	51.085 (3)	89.28	0.414	14:56:28.590
8 -	17.210	19.957	135.2	14.115	129.0	51.282	88.94	0.611	14:57:19.872
9 -	17.249	20.030	135.8	14.024	131.8	51.303	88.90	0.632	14:58:11.175
10 -	17.181	20.050	135.2	14.142	128.0	51.373	88.78	0.702	14:59:02.548
11 -	17.215	20.116	135.5	13.973	129.0	51.304	88.90	0.633	14:59:53.852
12 -	17.287	20.045	136.3	14.055	130.8	51.387	88.76	0.716	15:00:45.239
13 -	17.249	20.019	135.2	14.053	132.1	51.321	88.87	0.650	15:01:36.560
14 -	17.300	20.195	134.4	14.440	126.3	51.935	87.82	1.264	15:02:28.495
15 -	17.290	20.201	134.7	14.236	129.3	51.727	88.17	1.056	15:03:20.222
16 -	17.293	20.180	133.6	14.371	129.8	51.844	87.97	1.173	15:04:12.066
17 -	17.281	20.091	135.0	14.094	129.0	51.466	88.62	0.795	15:05:03.532
18 -	17.443	20.196	135.0	18.940	110.3	56.579	80.61	5.908	15:06:00.111
19 -	17.935	19.956	136.3	14.094	129.5	51.985	87.73	1.314	15:06:52.096
20 -	17.315	20.260	136.6	13.913	132.8	51.488	88.58	0.817	15:07:43.584
21 -	17.129	20.277	135.0	14.206	131.0	51.612	88.37	0.941	15:08:35.196
22 -	17.358	20.203	135.0	14.126	130.3	51.687	88.24	1.016	15:09:26.883
23 -	17.541	20.375	135.5	14.309	128.5	52.225	87.33	1.554	15:10:19.108

MCRCB BULLETIN TK311

2022 Bennetts British Superbike Championship - Round 4

2022 Pirelli National Superstock Championship with MotoNovo

RACE 2 - SECTOR ANALYSIS



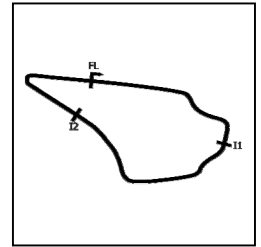
SECTOR 1 = FL to I1, SECTOR 2 = I1 to I2, SECTOR 3 = I2 to FL, DIFF = Difference To Personal Best Lap, P = Crossed Finish Line in Pit Lane, D = Time Disallowed

P21 9		Callum GRIGOR		Kawasaki - Grigor Racing					
IDEAL LAP TIME : 49.213		BEST LAP TIME : 49.508		DIFFERENCE : 0.295					
LAP	SECTOR 1	SECTOR 2	SECTOR 3	LAP TIME	MPH	DIFF	TIME OF DAY		
1 -		19.713	137.5	13.754	134.7	54.421	83.81	4.913	14:51:17.863
2 -	16.597	19.160	137.5	13.971	128.8	49.728	91.72	0.220	14:52:07.591
3 -	16.527	19.153	137.2	13.859	132.8	49.539 (2)	92.07	0.031	14:52:57.130
4 -	16.580	19.402	137.5	13.697	134.4	49.679	91.81	0.171	14:53:46.809
5 -	16.532	19.373	137.5	13.731	135.2	49.636	91.89	0.128	14:54:36.445
6 -	16.430	19.372	136.6	13.806	133.9	49.608 (3)	91.94	0.100	14:55:26.053
7 -	16.363	19.338	136.9	13.807	134.4	49.508 (1)	92.12		14:56:15.561
8 -	16.687	19.402	137.5	13.841	134.2	49.930	91.35	0.422	14:57:05.491
9 -	16.539	19.389	138.3	13.782	134.4	49.710	91.75	0.202	14:57:55.201
10 -	16.497	19.410	136.1	14.028	134.7	49.935	91.34	0.427	14:58:45.136
11 -	16.540	19.546	137.2	13.832	134.2	49.918	91.37	0.410	14:59:35.054
12 -	16.610	19.468	137.2	13.862	133.6	49.940	91.33	0.432	15:00:24.994
13 -	16.689	19.546	137.2	13.868	134.4	50.103	91.03	0.595	15:01:15.097
14 -	16.746	19.686	135.0	13.944	134.2	50.376	90.54	0.868	15:02:05.473
15 -	16.724	19.646	136.6	13.954	134.4	50.324	90.63	0.816	15:02:55.797
16 -	16.675	19.590	137.2	14.206	132.3	50.471	90.37	0.963	15:03:46.268
17 -	16.639	19.567	137.5	14.029	136.1	50.235	90.79	0.727	15:04:36.503
18 -	16.719	19.716	137.2	13.968	134.2	50.403	90.49	0.895	15:05:26.906
19 -	16.796	19.565	136.3	13.904	135.2	50.265	90.74	0.757	15:06:17.171
20 -	16.707	19.738	137.7	14.057	133.9	50.502	90.31	0.994	15:07:07.673
21 -	16.747	19.750	135.5	13.991	133.9	50.488	90.34	0.980	15:07:58.161
22 -	16.667	19.814	137.5	13.891	134.2	50.372	90.54	0.864	15:08:48.533
23 -	16.706	19.665	134.2	13.893	134.7	50.264	90.74	0.756	15:09:38.797

P22 51		Brayden ELLIOTT		Honda - CFS Filtration No Bull Racing					
IDEAL LAP TIME : 48.549		BEST LAP TIME : 48.576		DIFFERENCE : 0.027					
LAP	SECTOR 1	SECTOR 2	SECTOR 3	LAP TIME	MPH	DIFF	TIME OF DAY		
1 -		19.358	137.7	13.653	135.0	51.261	88.97	2.685	14:51:14.703
2 -	16.409	19.227	138.6	13.616	136.1	49.252	92.60	0.676	14:52:03.955
3 -	16.312	19.195	138.6	13.689	135.5	49.196	92.71	0.620	14:52:53.151
4 -	16.157	19.249	138.9	13.597	136.6	49.003	93.07	0.427	14:53:42.154
5 -	16.183	19.240	138.6	13.586	136.3	49.009	93.06	0.433	14:54:31.163
6 -	16.202	19.203	139.2	13.466	138.3	48.871	93.32	0.295	14:55:20.034
7 -	16.146	19.262	138.6	13.653	137.5	49.061	92.96	0.485	14:56:09.095
8 -	16.176	19.277	137.7	13.751	137.7	49.204	92.69	0.628	14:56:58.299
9 -	16.426	19.186	141.2	13.482	139.2	49.094	92.90	0.518	14:57:47.393
10 -	16.124	19.105	140.1	13.562	137.5	48.791 (2)	93.48	0.215	14:58:36.184
11 -	16.174	19.251	139.8	13.445	138.0	48.870	93.33	0.294	14:59:25.054
12 -	16.069	19.035	140.3	13.472	137.7	48.576 (1)	93.89		15:00:13.630
13 -	16.146	19.193	140.3	13.497	139.2	48.836 (3)	93.39	0.260	15:01:02.466

P23 16		James BUCHANAN		Kawasaki - Blue Motion Racing					
IDEAL LAP TIME : 52.611		BEST LAP TIME : 52.936		DIFFERENCE : 0.325					
LAP	SECTOR 1	SECTOR 2	SECTOR 3	LAP TIME	MPH	DIFF	TIME OF DAY		
1 -		22.641	130.3	14.448	128.8	1:00.372	75.55	7.436	14:51:23.814
2 -	17.522	20.963	130.3	14.830	127.5	53.315	85.55	0.379	14:52:17.129
3 -	17.563	20.746	131.0	14.627	127.0	52.936 (1)	86.16		14:53:10.065
4 -	17.417	20.920	127.8	14.664	126.3	53.001 (2)	86.05	0.065	14:54:03.066
5 -	17.624	20.801	130.5	14.590	125.6	53.015 (3)	86.03	0.079	14:54:56.081
6 -	17.627	21.109	128.0	14.604	127.3	53.340	85.51	0.404	14:55:49.421
7 -	17.458	21.127	123.1	14.549	129.0	53.134	85.84	0.198	14:56:42.555
8 -	17.685	21.328	127.8	15.107	119.8	54.120	84.27	1.184	14:57:36.675
9 -	18.137	21.402	122.9	18.136	39.0	57.675	79.08	4.739	14:58:34.350
10 -	OUTLAP	22.048	128.3	14.538	127.3	2:22.920	31.91	1:29.984	15:00:57.270
11 -	17.792	22.852	110.0	18.277	126.1	58.921	77.41	5.985	15:01:56.191
12 -	17.713	21.409	127.3	15.226	117.7	54.348	83.92	1.412	15:02:50.539
13 -	19.005	21.898	99.1	20.810	48.0	1:01.713	73.90	8.777	15:03:52.252

RACE 2 - SECTOR ANALYSIS



SECTOR 1 = FL to I1, SECTOR 2 = I1 to I2, SECTOR 3 = I2 to FL, DIFF = Difference To Personal Best Lap, P = Crossed Finish Line in Pit Lane, D = Time Disallowed

P24 71		Matthew PAULO		BMW - Matthew Paulo Racing Team					
IDEAL LAP TIME : 49.399		BEST LAP TIME : 49.532		DIFFERENCE : 0.133					
LAP	SECTOR 1	SECTOR 2		SECTOR 3		LAP TIME	MPH	DIFF	TIME OF DAY
1 -		43.941	123.8	14.697	135.0	1:21.763	55.78	32.231	14:51:45.205
2 -	17.182	19.804	135.5	15.259	132.6	52.245	87.30	2.713	14:52:37.450
3 -	16.761	19.465	138.3	13.675	133.4	49.901	91.40	0.369	14:53:27.351
4 -	16.562	19.601	136.9	13.663	135.0	49.826	91.54	0.294	14:54:17.177
5 -	16.673	19.408	139.2	13.451	136.3	49.532 (1)	92.08		14:55:06.709
6 -	16.540	19.548	137.5	13.543	136.6	49.631 (2)	91.90	0.099	14:55:56.340
7 -	16.587	19.476	139.2	13.623	135.8	49.686 (3)	91.79	0.154	14:56:46.026
8 -	16.563	19.690	135.5	13.916	134.4	50.169	90.91	0.637	14:57:36.195
9 -	16.704	19.526	135.8	18.675	27.5	54.905	83.07	5.373	14:58:31.100

P25 44		Jack NIXON		BMW - FHO Racing with Kobelco					
IDEAL LAP TIME : 49.454		BEST LAP TIME :		DIFFERENCE :					
LAP	SECTOR 1	SECTOR 2		SECTOR 3		LAP TIME	MPH	DIFF	TIME OF DAY
1 -		19.939	140.9	13.831	137.5	54.730	83.33		14:51:18.172

MCRCB BULLETIN TK312**2022 Bennetts British Superbike Championship - Round 4****2022 Pirelli National Superstock Championship with MotoNovo****RACE 2 - BEST SECTORS**

SECTOR 1			SECTOR 2			SECTOR 3			IDEAL / BEST COMPARISON						
POS	NO	NAME	TIME	NO	NAME	TIME	NO	NAME	TIME	POS	NO	NAME	IDEAL	BEST	DIFF
													PERFECT LAP	48.398	
1	51	ELLIOTT	16.069	8	ROLLO	18.983	5	KERR	13.346	1	51	ELLIOTT	48.549	48.576	0.027
2	3	McCONNELL	16.083	75	OLSEN	19.024	21	WARD	13.389	2	3	McCONNELL	48.553	48.675	0.122
3	74	TODD	16.111	74	TODD	19.030	3	McCONNELL	13.418	3	5	KERR	48.578	48.717	0.139
4	75	OLSEN	16.121	51	ELLIOTT	19.035	2	TOMS	13.441	4	74	TODD	48.593	48.718	0.125
5	21	WARD	16.152	3	McCONNELL	19.052	51	ELLIOTT	13.445	5	75	OLSEN	48.630	48.744	0.114
6	5	KERR	16.157	5	KERR	19.075	71	PAULO	13.451	6	8	ROLLO	48.644	48.751	0.107
7	8	ROLLO	16.177	44	NIXON	19.090	74	TODD	13.452	7	21	WARD	48.651	48.762	0.111
8	2	TOMS	16.197	21	WARD	19.110	7	VERWEY	13.455	8	7	VERWEY	48.824	49.027	0.203
9	77	HARRAN	16.216	77	HARRAN	19.135	8	ROLLO	13.484	9	77	HARRAN	48.926	49.141	0.215
10	7	VERWEY	16.227	7	VERWEY	19.142	75	OLSEN	13.485	10	18	WINFIELD	49.108	49.145	0.037
11	18	WINFIELD	16.273	9	GRIGOR	19.153	57	DAY	13.520	11	2	TOMS	49.194	49.573	0.379
12	55	BEECH	16.296	10	SHELDON-SHAW	19.259	18	WINFIELD	13.572	12	10	SHELDON-SHAW	49.207	49.311	0.104
13	59	TRUELOVE	16.354	18	WINFIELD	19.263	77	HARRAN	13.575	13	9	GRIGOR	49.213	49.508	0.295
14	19	TALBOT	16.356	55	BEECH	19.337	19	TALBOT	13.592	14	55	BEECH	49.278	49.386	0.108
15	10	SHELDON-SHAW	16.356	94	STANTON	19.357	10	SHELDON-SHAW	13.592	15	19	TALBOT	49.320	49.409	0.089
16	9	GRIGOR	16.363	11	ALLINGHAM	19.366	99	LUXTON	13.597	16	57	DAY	49.387	49.597	0.210
17	11	ALLINGHAM	16.368	19	TALBOT	19.372	30	McNEALY	13.609	17	71	PAULO	49.399	49.532	0.133
18	57	DAY	16.425	99	LUXTON	19.402	55	BEECH	13.645	18	11	ALLINGHAM	49.400	49.538	0.138
19	44	NIXON	16.533	71	PAULO	19.408	59	TRUELOVE	13.662	19	44	NIXON	49.454		
20	94	STANTON	16.534	57	DAY	19.442	11	ALLINGHAM	13.666	20	59	TRUELOVE	49.582	49.618	0.036
21	71	PAULO	16.540	30	McNEALY	19.551	9	GRIGOR	13.697	21	99	LUXTON	49.606	49.658	0.052
22	30	McNEALY	16.550	2	TOMS	19.556	94	STANTON	13.725	22	94	STANTON	49.616	49.813	0.197
23	99	LUXTON	16.607	59	TRUELOVE	19.566	44	NIXON	13.831	23	30	McNEALY	49.710	49.875	0.165
24	25	BOERBOOM	16.826	25	BOERBOOM	19.779	25	BOERBOOM	13.913	24	25	BOERBOOM	50.518	50.671	0.153
25	16	BUCHANAN	17.417	16	BUCHANAN	20.746	16	BUCHANAN	14.448	25	16	BUCHANAN	52.611	52.936	0.325
26															
27															

MCRCB BULLETIN TK313**2022 Bennetts British Superbike Championship - Round 4****2022 Pirelli National Superstock Championship with MotoNovo****RACE 2 - BEST SPEEDS**

POS	INTERMEDIATE 1			INTERMEDIATE 2			FINISH LINE		
	NO	NAME	MPH	NO	NAME	MPH	NO	NAME	MPH
1				74	TODD	144.9	75	OLSEN	141.2
2				11	ALLINGHAM	144.6	5	KERR	140.6
3				8	ROLLO	144.3	21	WARD	140.6
4				3	McCONNELL	144.0	57	DAY	140.6
5				21	WARD	143.7	94	STAINTON	140.6
6				75	OLSEN	143.7	74	TODD	140.1
7				7	VERWEY	143.7	11	ALLINGHAM	139.8
8				18	WINFIELD	143.3	7	VERWEY	139.5
9				10	SHELDON-SHAW	143.0	77	HARRAN	139.5
10				99	LUXTON	143.0	51	ELLIOTT	139.2
11				77	HARRAN	142.4	3	McCONNELL	138.9
12				2	TOMS	142.1	99	LUXTON	138.9
13				57	DAY	142.1	8	ROLLO	138.0
14				59	TRUELOVE	142.1	18	WINFIELD	138.0
15				19	TALBOT	141.8	59	TRUELOVE	137.7
16				94	STAINTON	141.5	44	NIXON	137.5
17				5	KERR	141.2	2	TOMS	137.2
18				51	ELLIOTT	141.2	30	McNEALY	137.2
19				30	McNEALY	140.9	10	SHELDON-SHAW	136.6
20				44	NIXON	140.9	71	PAULO	136.6
21				55	BEECH	139.8	19	TALBOT	136.1
22				71	PAULO	139.2	9	GRIGOR	136.1
23				25	BOERBOOM	138.9	55	BEECH	135.8
24				9	GRIGOR	138.3	25	BOERBOOM	133.4
25				16	BUCHANAN	131.0	16	BUCHANAN	129.0
26									
27									

MCRCB BULLETIN TK314

2022 Bennetts British Superbike Championship - Round 4

2022 Pirelli National Superstock Championship with MotoNovo

RACE 2 - STATISTICS

Competitors Started	26
Planned Start	2022-06-19 @ 14:50:00.000
Actual Start	2022-06-19 @ 14:50:23.442
Finish Time	2022-06-19 @ 15:10:01.796
Track Length	1.2669mi.
Total Laps	538
Total Distance Covered	681.6330mi.

Session Fastest Lap History

NO	NAME	LAP TIME	TIME OF DAY	LAP	VEHICLE
51	Brayden ELLIOTT	49.252	14:52:03.955	2	Honda
74	Davey TODD	49.206	14:52:04.149	2	Honda
21	Tom WARD	48.945	14:52:04.917	2	Aprilia
5	Richard KERR	48.910	14:53:42.569	4	Honda
5	Richard KERR	48.891	14:54:31.460	5	Honda
21	Tom WARD	48.862	14:54:31.759	5	Aprilia
74	Davey TODD	48.718	14:54:32.278	5	Honda
5	Richard KERR	48.717	14:59:24.428	11	Honda
3	Billy McCONNELL	48.698	14:59:25.349	11	Honda
51	Brayden ELLIOTT	48.576	15:00:13.630	12	Honda

Session Leader History

NO	NAME	FROM LAP	LAPS LED	DISTANCE	VEHICLE
51	Brayden ELLIOTT	1	7	8.86 miles	Honda
5	Richard KERR	8	17	21.53 miles	Honda

Flag History

TYPE	TIME OF DAY
GREEN	14:50:23.442
FINISH	15:10:01.796

Flag Statistics

TYPE	COUNT	TOTAL LAPS	TOTAL TIME
Green	1	24	20:45.246
Red	0	0	0.000
Safety Car	0	0	0.000
FCY	0	0	0.000

MCRCB BULLETIN TK315

2022 Bennetts British Superbike Championship - Round 4

2022 Pirelli National Superstock Championship with MotoNovo

RACE 2 - SESSION NOTES

TIME	MESSAGE
14:38:01	PITLANE OPEN
14:43:01	PITLANE CLOSED
14:43:18	5 MINUTES TO WARM UP LAPS
14:45:00	3 MINUTES TO WARM UP LAPS
14:47:00	1 MINUTE TO WARM UP LAPS
14:47:31	30 SECONDS TO WARM UP LAPS
14:47:46	GREEN FLAG - 2 WARM UP LAPS
14:48:38	NO.40 FALLER AT TURN 4 - RIDER OK
14:49:37	RACE START
14:51:21	NO.86 FALLER AT TURN 3 - RIDER OK
14:51:43	NO JUMP STARTS
14:52:19	NO.44 FALLER AT TURN 9 - RIDER OK
14:58:47	NO.71 & 16 ENTERED PITS
15:00:17	NO.16 REJOINED
15:01:34	NO.51 FALLER AT TURN 3 - RIDER OK
15:03:29	TWO THIRDS DISTANCE COMPLETED
15:04:06	NO.16 ENTERED PITS
15:10:51	RESULT CONFIRMED

MCRCB BULLETIN TK316

2022 Bennetts British Superbike Championship - Round 4

2022 Pirelli National Superstock Championship with MotoNovo

RACE 2 - WEATHER CONDITIONS

