



PIRELLI SUPER SERIES 1000 SUPPORTED BY PREMIER 1000s



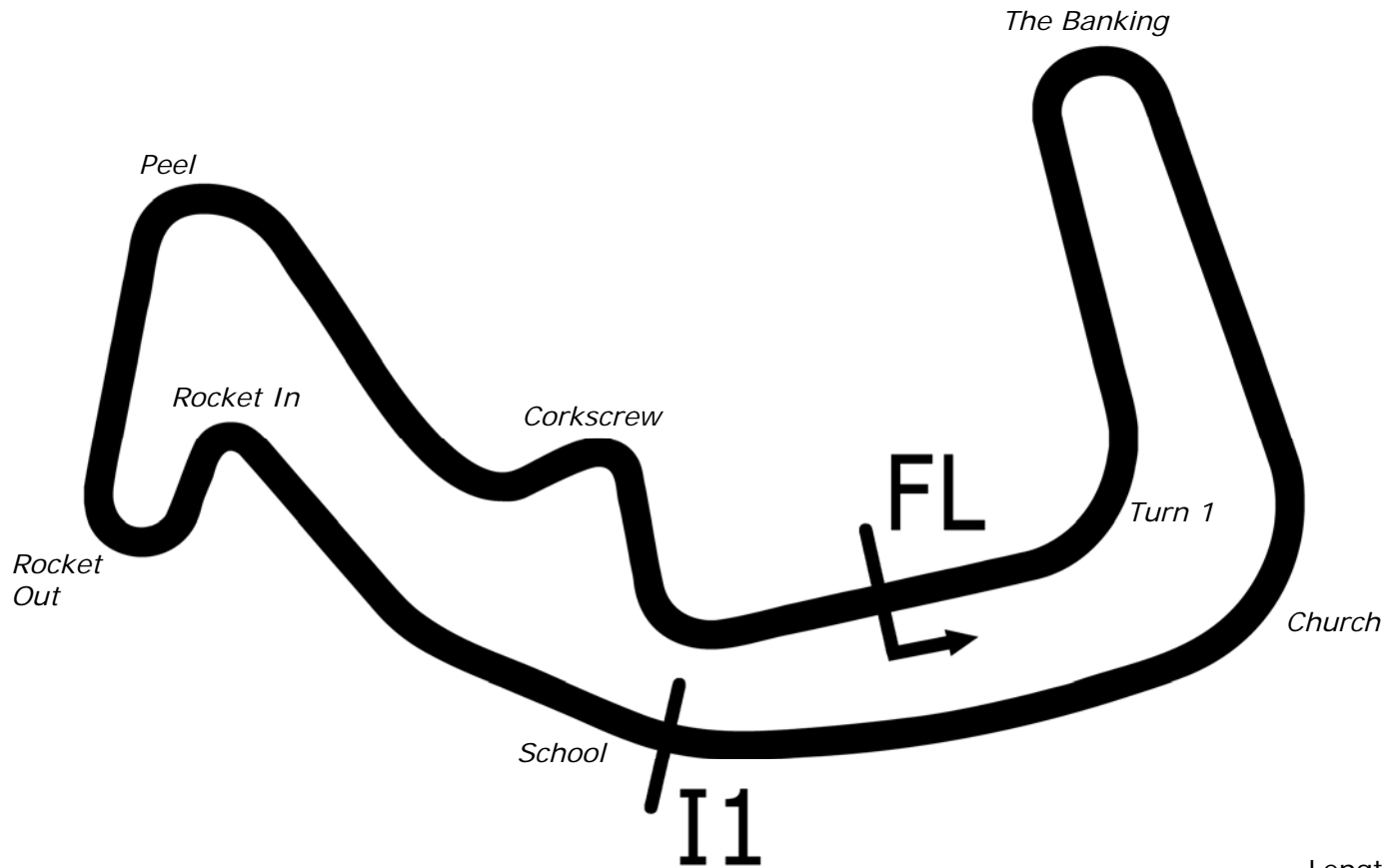
No Limits Racing – Round 5
Anglesey Coastal
9th / 10th July 2022



Timing & Results Provided by Timing Solutions Ltd

www.tsl-timing.com

Anglesey Coastal



Length	1.5500 miles	2494.5 m	
FL		53.18840 N	4.49640 W
I1	1268m	53.18760 N	4.49731 W
Pit Entry	2446m	53.18843 N	4.49731 W
Pit Exit	88m after FL	53.18869 N	4.49515 W
Pit Entry–Pit Exit	144m, 10.4s @50kph, 8.6s @60kph		

No Limits Racing 2022 - Rnd 5 @ Anglesey

Pirelli Super Series 1000 supported by Premier 1000s

QUALIFYING - CLASSIFICATION



POS	NO	CL	PIC NAME	ENTRY	TIME	ON	LAPS	GAP	DIFF	MPH
1	21	PSS	1 Ryan CRINGLE	Honda 1000 -	1:08.633	8	9			81.30
2	19	PSS	2 Joe TALBOT	Kawasaki 1000 - Warrington MOT Centre	1:08.713	4	11	0.080	0.080	81.20
3	9	PSS	3 Callum GRIGOR	Kawasaki 1000 - Kirkcaldy Kawasaki - Advanced Hot T	1:08.881	8	9	0.248	0.168	81.00
4	31	PSS	4 Sam COX	BMW 1000 - Sam Cox Racing	1:09.449	8	10	0.816	0.568	80.34
5	1	PSS	5 Jonathan LODGE	BMW 1000 - Earnshaws motorcycles	1:09.523	10	10	0.890	0.074	80.26
6	260	PSS	6 Ryan COOPER	Suzuki 1000 -	1:09.565	6	10	0.932	0.042	80.21
7	26	PSS	7 Joe MOORE	Suzuki 1000 - Clear Line Racing	1:09.710	6	10	1.077	0.145	80.04
8	60	PREM	1 Oliver RILEY	Kawasaki 1000 - MODA Contracting	1:10.080	5	9	1.447	0.370	79.62
9	12	PSS	8 Luke HEDGER	Suzuki 1000 - Cheney payroll services	1:10.288	8	10	1.655	0.208	79.38
10	47	PSSPREM	1 Liam MURTAGH	Kawasaki 1000 - Lady Lodge Systems, Corby Kwasal	1:10.477	8	9	1.844	0.189	79.17
11	57	PSS	9 James SKELDING	Kawasaki 1000 - Bilstein / Spencer & Sons / Power To	1:10.516	5	6	1.883	0.039	79.13
12	17	PREM	2 Damien FRICKER	Aprilia 1100 - Autotrilogy.com	1:10.533	4	10	1.900	0.017	79.11
13	88	PSS	10 Josh DALEY	Kawasaki 1000 -	1:10.580	8	10	1.947	0.047	79.05
14	67	PSSPREM	2 Scott MCFARLANE	BMW 1000 - Fortis Racing / HM Racing / Absolut5 / Th	1:11.107	5	9	2.474	0.527	78.47
15	66	PSSPREM	3 Joe CARNELL	BMW 1000 - fortis motorsport	1:11.876	5	10	3.243	0.769	77.63
16	4	PSSPREM	4 Richie HARRISON	Kawasaki 1000 - RAP Racing	1:11.936	8	10	3.303	0.060	77.56
17	83	PREM	3 Jason SIGGS	Yamaha 1000 - J Siggs construction	1:12.025	10	10	3.392	0.089	77.47
18	77	PSSPREM	5 Mark PATTINSON	Suzuki 1000 - M Pattinson Joinery	1:12.110	7	10	3.477	0.085	77.38
19	155	PSSPREM	6 Jake MAJOR-BIRD	Suzuki 1000 - premier KIA - www.premier-car.co.uk	1:12.228	6	10	3.595	0.118	77.25
20	224	PREM	4 Andrew Mark JONES	BMW 1000 - Eureka North Wales Ltd / Platinum Paint i	1:12.522	5	10	3.889	0.294	76.94
21	508	PSSPREM	7 Daniel MCFADDEN	Yamaha 1000 - Sycamore Yamaha	1:12.523	4	8	3.890	0.001	76.94
22	616	PREM	5 Carl LEONARD	BMW 1000 -	1:12.832	4	7	4.199	0.309	76.61
23	169	PREM	6 Phil ABEL	Suzuki 1000 - Abels joinery	1:13.227	4	5	4.594	0.395	76.20
24	118	PREM	7 John COUGHLAN	Aprilia 1100 - BIKERSWORLD LTD	1:13.259	6	10	4.626	0.032	76.16
25	177	PREM	8 Steve FRIZZELL	BMW 1000 -	1:13.893	6	10	5.260	0.634	75.51
26	191	PREM	9 Dave NORTON	Suzuki 1000 -	1:15.167	4	8	6.534	1.274	74.23
27	121	PREM	10 Liam THORNTON	Kawasaki 1000 - Thornton Racing	1:16.947	9	9	8.314	1.780	72.51

Weather / Track : Bright / Dry

These results are provisional until the conclusion of any judicial and technical matters.

Anglesey Coastal

Circuit Length = 1.5500 miles

Start: 09:13 Flag 09:25 End: 09:26

Clerk Of Course : Clare Neate

C. Neate

Digitally Approved at 09:42 Saturday, 09 July 2022

Stewards :

Timekeeper : Sam Jones

S. Jones

Digitally Approved at 09:38 Saturday, 09 July 2022

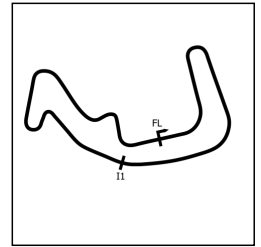
Results can be found at www.tsl-timing.com

Printed - 09:26 Saturday, 09 July 2022

No Limits Racing 2022 - Rnd 5 @ Anglesey

Pirelli Super Series 1000 supported by Premier 1000s

QUALIFYING - SECTOR ANALYSIS



SECTOR 1 = FL to I1, SECTOR 2 = I1 to FL, DIFF = Difference To Personal Best Lap, P = Crossed Finish Line in Pit Lane, D = Time Disallowed

P1 21 PSS Ryan CRINGLE			Honda 1000 -			
IDEAL LAP TIME : 1:08.525		BEST LAP TIME : 1:08.633		DIFFERENCE : 0.108		
LAP	SECTOR 1	SECTOR 2	LAP TIME	MPH	DIFF	TIME OF DAY
1 -		41.467	1:23.714	66.65	15.081	09:16:50.744
2 -	30.268	38.994	1:09.262	80.56	0.629	09:18:00.006
3 -	30.152	38.863	1:09.015 (3)	80.85	0.382	09:19:09.021
4 -	30.756	39.582	1:10.338	79.33	1.705	09:20:19.359
5 -	30.250	39.699	1:09.949	79.77	1.316	09:21:29.308
6 -	29.858	38.949	1:08.807 (2)	81.09	0.174	09:22:38.115
7 -	32.962	52.891	1:25.853	64.99	17.220	09:24:03.968
8 -	29.966	38.667	1:08.633 (1)	81.30		09:25:12.601
9 -	36.855	IN PIT	1:28.915 P	62.75	20.282	09:26:41.516

P2 19 PSS Joe TALBOT			Kawasaki 1000 - Warrington MOT Centre			
IDEAL LAP TIME : 1:08.686		BEST LAP TIME : 1:08.713		DIFFERENCE : 0.027		
LAP	SECTOR 1	SECTOR 2	LAP TIME	MPH	DIFF	TIME OF DAY
1 -	32.741	40.730	1:13.471	75.94	4.758	09:14:47.864
2 -	30.341	39.718	1:10.059	79.64	1.346	09:15:57.923
3 -	30.054	39.000	1:09.054 (3)	80.80	0.341	09:17:06.977
4 -	29.821	38.892	1:08.713 (1)	81.20		09:18:15.690
5 -	29.854	38.865	1:08.719 (2)	81.20	0.006	09:19:24.409
6 -	29.927	39.369	1:09.296	80.52	0.583	09:20:33.705
7 -	30.162	39.262	1:09.424	80.37	0.711	09:21:43.129
8 -	30.336	39.083	1:09.419	80.38	0.706	09:22:52.548
9 -	30.147	39.010	1:09.157	80.68	0.444	09:24:01.705
10 -	30.869	42.840	1:13.709	75.70	4.996	09:25:15.414
11 -	30.321	39.335	1:09.656	80.10	0.943	09:26:25.070

P3 9 PSS Callum GRIGOR			Kawasaki 1000 - Kirkcaldy Kawasaki - Advanced Hot Tubs Cent			
IDEAL LAP TIME : 1:08.753		BEST LAP TIME : 1:08.881		DIFFERENCE : 0.128		
LAP	SECTOR 1	SECTOR 2	LAP TIME	MPH	DIFF	TIME OF DAY
1 -	33.336	40.166	1:13.502	75.91	4.621	09:15:17.311
2 -	30.026	39.833	1:09.859	79.87	0.978	09:16:27.170
3 -	30.041	40.522	1:10.563	79.07	1.682	09:17:37.733
4 -	30.037	39.018	1:09.055 (2)	80.80	0.174	09:18:46.788
5 -	29.797	39.461	1:09.258	80.56	0.377	09:19:56.046
6 -	29.915	39.190	1:09.105 (3)	80.74	0.224	09:21:05.151
7 -	29.965	39.261	1:09.226	80.60	0.345	09:22:14.377
8 -	29.735	39.146	1:08.881 (1)	81.00		09:23:23.258
9 -	30.731	IN PIT	1:18.316 P	71.25	9.435	09:24:41.574

P4 31 PSS Sam COX			BMW 1000 - Sam Cox Racing			
IDEAL LAP TIME : 1:09.449		BEST LAP TIME : 1:09.449		DIFFERENCE : 0.000		
LAP	SECTOR 1	SECTOR 2	LAP TIME	MPH	DIFF	TIME OF DAY
1 -	33.473	42.189	1:15.662	73.74	6.213	09:14:56.505
2 -	31.301	41.885	1:13.186	76.24	3.737	09:16:09.691
3 -	30.252	40.630	1:10.882	78.72	1.433	09:17:20.573
4 -	30.566	40.767	1:11.333	78.22	1.884	09:18:31.906
5 -	30.598	40.177	1:10.775	78.84	1.326	09:19:42.681
6 -	32.867	41.272	1:14.139	75.26	4.690	09:20:56.820
7 -	31.966	39.558	1:11.524	78.01	2.075	09:22:08.344
8 -	30.124	39.325	1:09.449 (1)	80.34		09:23:17.793
9 -	30.142	40.513	1:10.655 (3)	78.97	1.206	09:24:28.448
10 -	30.148	39.400	1:09.548 (2)	80.23	0.099	09:25:37.996

Weather / Track : Bright / Dry

Anglesey Coastal

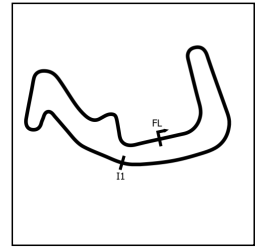
Circuit Length = 1.5500 miles

Start: 09:13 Flag 09:25 End: 09:26

No Limits Racing 2022 - Rnd 5 @ Anglesey

Pirelli Super Series 1000 supported by Premier 1000s

QUALIFYING - SECTOR ANALYSIS



SECTOR 1 = FL to I1, SECTOR 2 = I1 to FL, DIFF = Difference To Personal Best Lap, P = Crossed Finish Line in Pit Lane, D = Time Disallowed

P5 1 PSS Jonathan LODGE			BMW 1000 - Earnshaws motorcycles			
IDEAL LAP TIME : 1:09.515		BEST LAP TIME : 1:09.523		DIFFERENCE : 0.008		
LAP	SECTOR 1	SECTOR 2	LAP TIME	MPH	DIFF	TIME OF DAY
1 -	34.986	43.846	1:18.832	70.78	9.309	09:14:56.118
2 -	31.520	42.751	1:14.271	75.13	4.748	09:16:10.389
3 -	30.917	40.327	1:11.244	78.32	1.721	09:17:21.633
4 -	30.236	40.442	1:10.678	78.95	1.155	09:18:32.311
5 -	33.046	41.360	1:14.406	74.99	4.883	09:19:46.717
6 -	30.335	40.063	1:10.398	79.26	0.875	09:20:57.115
7 -	30.481	39.454	1:09.935 (2)	79.78	0.412	09:22:07.050
8 -	30.558	39.714	1:10.272 (3)	79.40	0.749	09:23:17.322
9 -	30.435	40.476	1:10.911	78.69	1.388	09:24:28.233
10 -	30.244	39.279	1:09.523 (1)	80.26		09:25:37.756

P6 260 PSS Ryan COOPER			Suzuki 1000 -			
IDEAL LAP TIME : 1:09.565		BEST LAP TIME : 1:09.565		DIFFERENCE : 0.000		
LAP	SECTOR 1	SECTOR 2	LAP TIME	MPH	DIFF	TIME OF DAY
1 -	34.449	43.466	1:17.915	71.61	8.350	09:14:56.282
2 -	30.985	41.830	1:12.815	76.63	3.250	09:16:09.097
3 -	30.699	IN PIT	1:15.111 P	74.29	5.546	09:17:24.208
4 -	OUTLAP	39.720	1:22.883	67.32	13.318	09:18:47.091
5 -	29.993	40.911	1:10.904	78.69	1.339	09:19:57.995
6 -	29.971	39.594	1:09.565 (1)	80.21		09:21:07.560
7 -	30.411	40.422	1:10.833	78.77	1.268	09:22:18.393
8 -	30.597	39.837	1:10.434 (2)	79.22	0.869	09:23:28.827
9 -	30.432	40.642	1:11.074	78.51	1.509	09:24:39.901
10 -	30.884	39.859	1:10.743 (3)	78.87	1.178	09:25:50.644

P7 26 PSS Joe MOORE			Suzuki 1000 - Clear Line Racing			
IDEAL LAP TIME : 1:09.710		BEST LAP TIME : 1:09.710		DIFFERENCE : 0.000		
LAP	SECTOR 1	SECTOR 2	LAP TIME	MPH	DIFF	TIME OF DAY
1 -	33.562	41.464	1:15.026	74.37	5.316	09:14:52.963
2 -	31.531	40.808	1:12.339	77.13	2.629	09:16:05.302
3 -	30.656	40.476	1:11.132	78.44	1.422	09:17:16.434
4 -	30.519	40.345	1:10.864	78.74	1.154	09:18:27.298
5 -	30.540	40.149	1:10.689	78.93	0.979	09:19:37.987
6 -	30.201	39.509	1:09.710 (1)	80.04		09:20:47.697
7 -	30.516	39.922	1:10.438 (3)	79.21	0.728	09:21:58.135
8 -	30.571	39.771	1:10.342 (2)	79.32	0.632	09:23:08.477
9 -	30.718	40.212	1:10.930	78.66	1.220	09:24:19.407
10 -	31.243	IN PIT	1:19.864 P	69.86	10.154	09:25:39.271

P8 60 PREM Oliver RILEY			Kawasaki 1000 - MODA Contracting			
IDEAL LAP TIME : 1:10.080		BEST LAP TIME : 1:10.080		DIFFERENCE : 0.000		
LAP	SECTOR 1	SECTOR 2	LAP TIME	MPH	DIFF	TIME OF DAY
1 -	34.266	42.833	1:17.099	72.37	7.019	09:14:55.393
2 -	31.269	41.320	1:12.589	76.87	2.509	09:16:07.982
3 -	30.895	40.450	1:11.345	78.21	1.265	09:17:19.327
4 -	30.658	40.052	1:10.710 (3)	78.91	0.630	09:18:30.037
5 -	30.342	39.738	1:10.080 (1)	79.62		09:19:40.117
6 -	30.686	40.523	1:11.209	78.36	1.129	09:20:51.326
7 -	31.477	41.743	1:13.220	76.20	3.140	09:22:04.546
8 -	30.527	39.965	1:10.492 (2)	79.15	0.412	09:23:15.038
9 -	31.205	IN PIT	1:25.552 P	65.22	15.472	09:24:40.590

Weather / Track : Bright / Dry

Anglesey Coastal

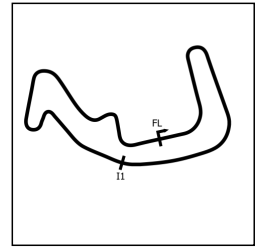
Circuit Length = 1.5500 miles

Start: 09:13 Flag 09:25 End: 09:26

No Limits Racing 2022 - Rnd 5 @ Anglesey

Pirelli Super Series 1000 supported by Premier 1000s

QUALIFYING - SECTOR ANALYSIS



SECTOR 1 = FL to I1, SECTOR 2 = I1 to FL, DIFF = Difference To Personal Best Lap, P = Crossed Finish Line in Pit Lane, D = Time Disallowed

P9 12 PSS Luke HEDGER		Suzuki 1000 - Cheney payroll services				
IDEAL LAP TIME : 1:10.049		BEST LAP TIME : 1:10.288		DIFFERENCE : 0.239		
LAP	SECTOR 1	SECTOR 2	LAP TIME	MPH	DIFF	TIME OF DAY
1 -	OUTLAP	44.178	1:28.045	63.37	17.757	09:15:53.423
2 -	32.149	42.246	1:14.395	75.00	4.107	09:17:07.818
3 -	30.770	40.555	1:11.325	78.23	1.037	09:18:19.143
4 -	30.845	40.281	1:11.126	78.45	0.838	09:19:30.269
5 -	30.624	40.221	1:10.845	78.76	0.557	09:20:41.114
6 -	30.410	39.891	1:10.301 (2)	79.37	0.013	09:21:51.415
7 -	30.604	39.762	1:10.366	79.30	0.078	09:23:01.781
8 -	30.451	39.837	1:10.288 (1)	79.38		09:24:12.069
9 -	30.287	40.042	1:10.329 (3)	79.34	0.041	09:25:22.398
10 -	30.452	39.896	1:10.348	79.32	0.060	09:26:32.746

P10 47 PSSPREI Liam MURTAGH		Kawasaki 1000 - Lady Lodge Systems, Corby Kawasaki				
IDEAL LAP TIME : 1:10.452		BEST LAP TIME : 1:10.477		DIFFERENCE : 0.025		
LAP	SECTOR 1	SECTOR 2	LAP TIME	MPH	DIFF	TIME OF DAY
1 -	35.492	44.573	1:20.065	69.69	9.588	09:14:55.918
2 -	31.170	41.687	1:12.857	76.58	2.380	09:16:08.775
3 -	30.917	40.767	1:11.684	77.84	1.207	09:17:20.459
4 -	30.561	40.526	1:11.087	78.49	0.610	09:18:31.546
5 -	30.574	40.095	1:10.669 (2)	78.96	0.192	09:19:42.215
6 -	30.500	40.320	1:10.820 (3)	78.79	0.343	09:20:53.035
7 -	30.400	41.994	1:12.394	77.07	1.917	09:22:05.429
8 -	30.357	40.120	1:10.477 (1)	79.17		09:23:15.906
9 -	37.756	IN PIT	1:30.769 P	61.47	20.292	09:24:46.675

P11 57 PSS James SKELDING		Kawasaki 1000 - Bilstein / Spencer & Sons / Power Tool Rentals				
IDEAL LAP TIME : 1:10.358		BEST LAP TIME : 1:10.516		DIFFERENCE : 0.158		
LAP	SECTOR 1	SECTOR 2	LAP TIME	MPH	DIFF	TIME OF DAY
1 -	33.254	42.308	1:15.562	73.84	5.046	09:14:51.346
2 -	31.646	41.317	1:12.963	76.47	2.447	09:16:04.309
3 -	31.065	40.973	1:12.038 (3)	77.45	1.522	09:17:16.347
4 -	30.503	40.264	1:10.767 (2)	78.85	0.251	09:18:27.114
5 -	30.600	39.916	1:10.516 (1)	79.13		09:19:37.630
6 -	30.442	IN PIT	1:16.319 P	73.11	5.803	09:20:53.949

P12 17 PREM Damien FRICKER		Aprilia 1100 - Autotrilogy.com				
IDEAL LAP TIME : 1:10.515		BEST LAP TIME : 1:10.533		DIFFERENCE : 0.018		
LAP	SECTOR 1	SECTOR 2	LAP TIME	MPH	DIFF	TIME OF DAY
1 -	32.780	41.237	1:14.017	75.38	3.484	09:14:48.631
2 -	30.575	40.249	1:10.824	78.78	0.291	09:15:59.455
3 -	30.508	40.273	1:10.781	78.83	0.248	09:17:10.236
4 -	30.446	40.087	1:10.533 (1)	79.11		09:18:20.769
5 -	30.467	40.113	1:10.580 (3)	79.05	0.047	09:19:31.349
6 -	30.477	40.069	1:10.546 (2)	79.09	0.013	09:20:41.895
7 -	30.822	40.321	1:11.143	78.43	0.610	09:21:53.038
8 -	30.828	40.425	1:11.253	78.31	0.720	09:23:04.291
9 -	31.034	40.863	1:11.897	77.61	1.364	09:24:16.188
10 -	31.265	40.950	1:12.215	77.26	1.682	09:25:28.403

Weather / Track : Bright / Dry

Anglesey Coastal

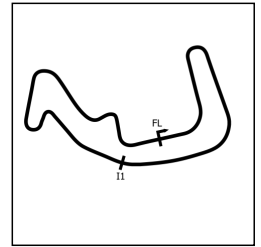
Circuit Length = 1.5500 miles

Start: 09:13 Flag 09:25 End: 09:26

No Limits Racing 2022 - Rnd 5 @ Anglesey

Pirelli Super Series 1000 supported by Premier 1000s

QUALIFYING - SECTOR ANALYSIS



SECTOR 1 = FL to I1, SECTOR 2 = I1 to FL, DIFF = Difference To Personal Best Lap, P = Crossed Finish Line in Pit Lane, D = Time Disallowed

P13 88 PSS Josh DALEY			Kawasaki 1000 -			
IDEAL LAP TIME : 1:10.367		BEST LAP TIME : 1:10.580		DIFFERENCE : 0.213		
LAP	SECTOR 1	SECTOR 2	LAP TIME	MPH	DIFF	TIME OF DAY
1 -	33.781	43.034	1:16.815	72.64	6.235	09:14:54.623
2 -	31.902	41.294	1:13.196	76.23	2.616	09:16:07.819
3 -	31.273	41.020	1:12.293	77.18	1.713	09:17:20.112
4 -	30.714	40.977	1:11.691	77.83	1.111	09:18:31.803
5 -	30.624	40.126	1:10.750 (3)	78.86	0.170	09:19:42.553
6 -	30.574	40.145	1:10.719 (2)	78.90	0.139	09:20:53.272
7 -	30.312	40.629	1:10.941	78.65	0.361	09:22:04.213
8 -	30.525	40.055	1:10.580 (1)	79.05		09:23:14.793
9 -	30.631	40.312	1:10.943	78.65	0.363	09:24:25.736
10 -	30.602	40.444	1:11.046	78.54	0.466	09:25:36.782

P14 67 PSSPREI Scott MCFARLANE			BMW 1000 - Fortis Racing / HM Racing / Absolut5 / TheChilliGu			
IDEAL LAP TIME : 1:11.053		BEST LAP TIME : 1:11.107		DIFFERENCE : 0.054		
LAP	SECTOR 1	SECTOR 2	LAP TIME	MPH	DIFF	TIME OF DAY
1 -	33.637	42.991	1:16.628	72.81	5.521	09:14:52.694
2 -	31.486	40.991	1:12.477	76.99	1.370	09:16:05.171
3 -	31.242	40.819	1:12.061	77.43	0.954	09:17:17.232
4 -	30.996	40.429	1:11.425 (3)	78.12	0.318	09:18:28.657
5 -	30.834	40.273	1:11.107 (1)	78.47		09:19:39.764
6 -	30.780	40.403	1:11.183 (2)	78.39	0.076	09:20:50.947
7 -	31.105	40.661	1:11.766	77.75	0.659	09:22:02.713
8 -	31.268	40.653	1:11.921	77.58	0.814	09:23:14.634
9 -	31.459	IN PIT	1:22.557 P	67.59	11.450	09:24:37.191

P15 66 PSSPREI Joe CARNELL			BMW 1000 - fortis motorsport			
IDEAL LAP TIME : 1:11.727		BEST LAP TIME : 1:11.876		DIFFERENCE : 0.149		
LAP	SECTOR 1	SECTOR 2	LAP TIME	MPH	DIFF	TIME OF DAY
1 -	36.302	45.573	1:21.875	68.15	9.999	09:14:57.478
2 -	32.333	42.149	1:14.482	74.91	2.606	09:16:11.960
3 -	31.697	41.785	1:13.482	75.93	1.606	09:17:25.442
4 -	31.423	41.426	1:12.849	76.59	0.973	09:18:38.291
5 -	31.152	40.724	1:11.876 (1)	77.63		09:19:50.167
6 -	31.003	42.560	1:13.563	75.85	1.687	09:21:03.730
7 -	31.686	42.676	1:14.362	75.03	2.486	09:22:18.092
8 -	31.377	40.863	1:12.240 (3)	77.24	0.364	09:23:30.332
9 -	31.779	44.384	1:16.163	73.26	4.287	09:24:46.495
10 -	31.191	40.867	1:12.058 (2)	77.43	0.182	09:25:58.553

P16 4 PSSPREI Richie HARRISON			Kawasaki 1000 - RAP Racing			
IDEAL LAP TIME : 1:11.914		BEST LAP TIME : 1:11.936		DIFFERENCE : 0.022		
LAP	SECTOR 1	SECTOR 2	LAP TIME	MPH	DIFF	TIME OF DAY
1 -	33.314	44.597	1:17.911	71.62	5.975	09:14:58.277
2 -	31.977	42.105	1:14.082	75.32	2.146	09:16:12.359
3 -	31.399	42.242	1:13.641	75.77	1.705	09:17:26.000
4 -	31.088	41.496	1:12.584	76.87	0.648	09:18:38.584
5 -	30.996	41.166	1:12.162 (2)	77.32	0.226	09:19:50.746
6 -	30.833	41.411	1:12.244	77.23	0.308	09:21:02.990
7 -	30.918	41.245	1:12.163 (3)	77.32	0.227	09:22:15.153
8 -	30.855	41.081	1:11.936 (1)	77.56		09:23:27.089
9 -	31.049	41.634	1:12.683	76.77	0.747	09:24:39.772
10 -	31.162	41.464	1:12.626	76.83	0.690	09:25:52.398

Weather / Track : Bright / Dry

Anglesey Coastal

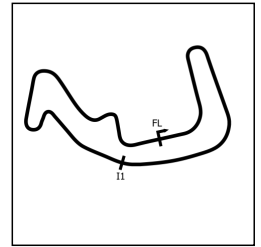
Circuit Length = 1.5500 miles

Start: 09:13 Flag 09:25 End: 09:26

No Limits Racing 2022 - Rnd 5 @ Anglesey

Pirelli Super Series 1000 supported by Premier 1000s

QUALIFYING - SECTOR ANALYSIS



SECTOR 1 = FL to I1, SECTOR 2 = I1 to FL, DIFF = Difference To Personal Best Lap, P = Crossed Finish Line in Pit Lane, D = Time Disallowed

P17 83 PREM Jason SIGGS			Yamaha 1000 - J Siggs construction			
IDEAL LAP TIME : 1:11.938		BEST LAP TIME : 1:12.025	DIFFERENCE : 0.087			
LAP	SECTOR 1	SECTOR 2	LAP TIME	MPH	DIFF	TIME OF DAY
1 -	36.554	44.715	1:21.269	68.66	9.244	09:15:09.450
2 -	32.471	42.121	1:14.592	74.80	2.567	09:16:24.042
3 -	31.595	41.893	1:13.488	75.93	1.463	09:17:37.530
4 -	31.538	41.409	1:12.947	76.49	0.922	09:18:50.477
5 -	31.281	41.422	1:12.703 (3)	76.75	0.678	09:20:03.180
6 -	32.740	42.616	1:15.356	74.04	3.331	09:21:18.536
7 -	31.462	42.424	1:13.886	75.52	1.861	09:22:32.422
8 -	31.453	40.789	1:12.242 (2)	77.24	0.217	09:23:44.664
9 -	34.112	43.454	1:17.566	71.93	5.541	09:25:02.230
10 -	31.368	40.657	1:12.025 (1)	77.47		09:26:14.255

P18 77 PSSPREI Mark PATTINSON			Suzuki 1000 - M Pattinson Joinery			
IDEAL LAP TIME : 1:12.110		BEST LAP TIME : 1:12.110	DIFFERENCE : 0.000			
LAP	SECTOR 1	SECTOR 2	LAP TIME	MPH	DIFF	TIME OF DAY
1 -	35.558	43.470	1:19.028	70.60	6.918	09:15:00.121
2 -	31.794	41.704	1:13.498	75.92	1.388	09:16:13.619
3 -	31.802	41.358	1:13.160	76.27	1.050	09:17:26.779
4 -	31.401	41.341	1:12.742 (3)	76.70	0.632	09:18:39.521
5 -	31.721	51.021	1:22.742	67.43	10.632	09:20:02.263
6 -	31.116	41.653	1:12.769	76.68	0.659	09:21:15.032
7 -	31.066	41.044	1:12.110 (1)	77.38		09:22:27.142
8 -	31.298	41.467	1:12.765	76.68	0.655	09:23:39.907
9 -	31.746	41.549	1:13.295	76.13	1.185	09:24:53.202
10 -	31.105	41.242	1:12.347 (2)	77.12	0.237	09:26:05.549

P19 155 PSSPREI Jake MAJOR-BIRD			Suzuki 1000 - premier KIA - www.premier-car.co.uk			
IDEAL LAP TIME : 1:12.053		BEST LAP TIME : 1:12.228	DIFFERENCE : 0.175			
LAP	SECTOR 1	SECTOR 2	LAP TIME	MPH	DIFF	TIME OF DAY
1 -	36.462	43.866	1:20.328	69.46	8.100	09:15:03.658
2 -	31.723	41.686	1:13.409	76.01	1.181	09:16:17.067
3 -	31.904	41.707	1:13.611	75.80	1.383	09:17:30.678
4 -	31.871	41.624	1:13.495	75.92	1.267	09:18:44.173
5 -	31.585	40.925	1:12.510 (2)	76.95	0.282	09:19:56.683
6 -	31.128	41.100	1:12.228 (1)	77.25		09:21:08.911
7 -	31.416	41.390	1:12.806	76.64	0.578	09:22:21.717
8 -	31.359	41.556	1:12.915	76.52	0.687	09:23:34.632
9 -	31.270	41.358	1:12.628 (3)	76.83	0.400	09:24:47.260
10 -	32.155	42.610	1:14.765	74.63	2.537	09:26:02.025

P20 224 PREM Andrew Mark JONES			BMW 1000 - Eureka North Wales Ltd / Platinum Paint & Body			
IDEAL LAP TIME : 1:12.337		BEST LAP TIME : 1:12.522	DIFFERENCE : 0.185			
LAP	SECTOR 1	SECTOR 2	LAP TIME	MPH	DIFF	TIME OF DAY
1 -	34.638	46.220	1:20.858	69.01	8.336	09:14:59.839
2 -	33.072	42.035	1:15.107	74.29	2.585	09:16:14.946
3 -	31.594	IN PIT	1:17.009 P	72.45	4.487	09:17:31.955
4 -	OUTLAP	41.702	1:32.062	60.61	19.540	09:19:04.017
5 -	31.291	41.231	1:12.522 (1)	76.94		09:20:16.539
6 -	31.377	41.410	1:12.787 (3)	76.66	0.265	09:21:29.326
7 -	31.470	41.254	1:12.724 (2)	76.72	0.202	09:22:42.050
8 -	31.767	41.550	1:13.317	76.10	0.795	09:23:55.367
9 -	31.734	41.313	1:13.047	76.38	0.525	09:25:08.414
10 -	32.122	41.046	1:13.168	76.26	0.646	09:26:21.582

Weather / Track : Bright / Dry

Anglesey Coastal

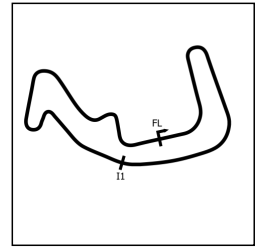
Circuit Length = 1.5500 miles

Start: 09:13 Flag 09:25 End: 09:26

No Limits Racing 2022 - Rnd 5 @ Anglesey

Pirelli Super Series 1000 supported by Premier 1000s

QUALIFYING - SECTOR ANALYSIS



SECTOR 1 = FL to I1, SECTOR 2 = I1 to FL, DIFF = Difference To Personal Best Lap, P = Crossed Finish Line in Pit Lane, D = Time Disallowed

P21 508 PSSPREI Daniel MCFADDEN			Yamaha 1000 - Sycamore Yamaha			
IDEAL LAP TIME : 1:12.428		BEST LAP TIME : 1:12.523		DIFFERENCE : 0.095		
LAP	SECTOR 1	SECTOR 2	LAP TIME	MPH	DIFF	TIME OF DAY
1 -	40.699	47.028	1:27.727	63.60	15.204	09:15:12.893
2 -	31.780	43.101	1:14.881	74.51	2.358	09:16:27.774
3 -	31.206	41.747	1:12.953 (3)	76.48	0.430	09:17:40.727
4 -	31.198	41.325	1:12.523 (1)	76.94		09:18:53.250
5 -	31.103	41.439	1:12.542 (2)	76.92	0.019	09:20:05.792
6 -	31.707	42.088	1:13.795	75.61	1.272	09:21:19.587
7 -	31.655	42.325	1:13.980	75.42	1.457	09:22:33.567
8 -	32.581	IN PIT	1:20.900 P	68.97	8.377	09:23:54.467

P22 616 PREM Carl LEONARD			BMW 1000 -			
IDEAL LAP TIME : 1:12.762		BEST LAP TIME : 1:12.832		DIFFERENCE : 0.070		
LAP	SECTOR 1	SECTOR 2	LAP TIME	MPH	DIFF	TIME OF DAY
1 -	33.910	44.494	1:18.404	71.17	5.572	09:14:57.987
2 -	32.186	42.700	1:14.886	74.51	2.054	09:16:12.873
3 -	31.922	41.695	1:13.617 (3)	75.79	0.785	09:17:26.490
4 -	31.397	41.435	1:12.832 (1)	76.61		09:18:39.322
5 -	31.680	41.365	1:13.045 (2)	76.39	0.213	09:19:52.367
6 -	31.661	41.980	1:13.641	75.77	0.809	09:21:06.008
7 -	31.880	IN PIT	1:19.203 P	70.45	6.371	09:22:25.211

P23 169 PREM Phil ABEL			Suzuki 1000 - Abels joinery			
IDEAL LAP TIME : 1:13.062		BEST LAP TIME : 1:13.227		DIFFERENCE : 0.165		
LAP	SECTOR 1	SECTOR 2	LAP TIME	MPH	DIFF	TIME OF DAY
1 -	34.893	44.062	1:18.955	70.67	5.728	09:14:58.648
2 -	32.128	42.546	1:14.674 (3)	74.72	1.447	09:16:13.322
3 -	31.956	42.382	1:14.338 (2)	75.06	1.111	09:17:27.660
4 -	31.783	41.444	1:13.227 (1)	76.20		09:18:40.887
5 -	31.618	IN PIT	1:17.044 P	72.42	3.817	09:19:57.931

P24 118 PREM John COUGHLAN			Aprilia 1100 - BIKERSWORLD LTD			
IDEAL LAP TIME : 1:13.056		BEST LAP TIME : 1:13.259		DIFFERENCE : 0.203		
LAP	SECTOR 1	SECTOR 2	LAP TIME	MPH	DIFF	TIME OF DAY
1 -	35.877	44.488	1:20.365	69.43	7.106	09:15:02.673
2 -	32.309	41.932	1:14.241	75.16	0.982	09:16:16.914
3 -	31.896	41.729	1:13.625	75.78	0.366	09:17:30.539
4 -	31.812	41.677	1:13.489	75.93	0.230	09:18:44.028
5 -	32.013	42.462	1:14.475	74.92	1.216	09:19:58.503
6 -	31.681	41.578	1:13.259 (1)	76.16		09:21:11.762
7 -	31.791	41.598	1:13.389 (2)	76.03	0.130	09:22:25.151
8 -	32.095	41.788	1:13.883	75.52	0.624	09:23:39.034
9 -	32.273	42.636	1:14.909	74.49	1.650	09:24:53.943
10 -	32.037	41.375	1:13.412 (3)	76.00	0.153	09:26:07.355

Weather / Track : Bright / Dry

Anglesey Coastal

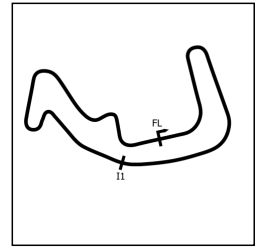
Circuit Length = 1.5500 miles

Start: 09:13 Flag 09:25 End: 09:26

No Limits Racing 2022 - Rnd 5 @ Anglesey

Pirelli Super Series 1000 supported by Premier 1000s

QUALIFYING - SECTOR ANALYSIS



SECTOR 1 = FL to I1, SECTOR 2 = I1 to FL, DIFF = Difference To Personal Best Lap, P = Crossed Finish Line in Pit Lane, D = Time Disallowed

P25 177 PREM Steve FRIZZELL			BMW 1000 -			
IDEAL LAP TIME : 1:13.893		BEST LAP TIME : 1:13.893		DIFFERENCE : 0.000		
LAP	SECTOR 1	SECTOR 2	LAP TIME	MPH	DIFF	TIME OF DAY
1 -	37.799	45.747	1:23.546	66.79	9.653	09:15:06.165
2 -	33.114	42.878	1:15.992	73.42	2.099	09:16:22.157
3 -	32.750	42.414	1:15.164	74.23	1.271	09:17:37.321
4 -	32.504	41.913	1:14.417	74.98	0.524	09:18:51.738
5 -	32.201	42.521	1:14.722	74.67	0.829	09:20:06.460
6 -	31.999	41.894	1:13.893 (1)	75.51		09:21:20.353
7 -	32.192	41.986	1:14.178 (2)	75.22	0.285	09:22:34.531
8 -	32.391	42.904	1:15.295	74.10	1.402	09:23:49.826
9 -	32.323	42.092	1:14.415	74.98	0.522	09:25:04.241
10 -	32.265	41.987	1:14.252 (3)	75.14	0.359	09:26:18.493

P26 191 PREM Dave NORTON			Suzuki 1000 -			
IDEAL LAP TIME : 1:15.148		BEST LAP TIME : 1:15.167		DIFFERENCE : 0.019		
LAP	SECTOR 1	SECTOR 2	LAP TIME	MPH	DIFF	TIME OF DAY
1 -	38.987	47.354	1:26.341	64.62	11.174	09:15:10.806
2 -	34.073	44.497	1:18.570	71.01	3.403	09:16:29.376
3 -	33.540	43.439	1:16.979	72.48	1.812	09:17:46.355
4 -	32.459	42.708	1:15.167 (1)	74.23		09:19:01.522
5 -	32.638	43.275	1:15.913	73.50	0.746	09:20:17.435
6 -	32.513	42.885	1:15.398 (2)	74.00	0.231	09:21:32.833
7 -	32.623	42.844	1:15.467 (3)	73.94	0.300	09:22:48.300
8 -	32.440	43.121	1:15.561	73.84	0.394	09:24:03.861

P27 121 PREM Liam THORNTON			Kawasaki 1000 - Thornton Racing			
IDEAL LAP TIME : 1:16.947		BEST LAP TIME : 1:16.947		DIFFERENCE : 0.000		
LAP	SECTOR 1	SECTOR 2	LAP TIME	MPH	DIFF	TIME OF DAY
1 -	38.388	46.853	1:25.241	65.46	8.294	09:15:08.641
2 -	34.716	45.688	1:20.404	69.39	3.457	09:16:29.045
3 -	34.402	44.001	1:18.403	71.17	1.456	09:17:47.448
4 -	33.772	44.523	1:18.295	71.26	1.348	09:19:05.743
5 -	34.050	43.800	1:17.850	71.67	0.903	09:20:23.593
6 -	33.843	43.561	1:17.404	72.08	0.457	09:21:40.997
7 -	33.524	43.584	1:17.108 (2)	72.36	0.161	09:22:58.105
8 -	33.683	43.685	1:17.368 (3)	72.12	0.421	09:24:15.473
9 -	33.414	43.533	1:16.947 (1)	72.51		09:25:32.420

Weather / Track : Bright / Dry

Anglesey Coastal
Circuit Length = 1.5500 miles
Start: 09:13 Flag 09:25 End: 09:26

No Limits Racing 2022 - Rnd 5 @ Anglesey

Pirelli Super Series 1000 supported by Premier 1000s

QUALIFYING - BEST SECTORS

SECTOR 1			SECTOR 2			IDEAL / BEST COMPARISON						
POS	NO	NAME	TIME	NO	NAME	TIME	POS	NO	NAME	IDEAL	BEST	DIFF
									PERFECT LAP	1:08.402		
1	9	GRIGOR	29.735	21	CRINGLE	38.667	1	21	CRINGLE	1:08.525	1:08.633	0.108
2	19	TALBOT	29.821	19	TALBOT	38.865	2	19	TALBOT	1:08.686	1:08.713	0.027
3	21	CRINGLE	29.858	9	GRIGOR	39.018	3	9	GRIGOR	1:08.753	1:08.881	0.128
4	260	COOPER	29.971	1	LODGE	39.279	4	31	COX	1:09.449	1:09.449	0.000
5	31	COX	30.124	31	COX	39.325	5	1	LODGE	1:09.515	1:09.523	0.008
6	26	MOORE	30.201	26	MOORE	39.509	6	260	COOPER	1:09.565	1:09.565	0.000
7	1	LODGE	30.236	260	COOPER	39.594	7	26	MOORE	1:09.710	1:09.710	0.000
8	12	HEDGER	30.287	60	RILEY	39.738	8	12	HEDGER	1:10.049	1:10.288	0.239
9	88	DALEY	30.312	12	HEDGER	39.762	9	60	RILEY	1:10.080	1:10.080	0.000
10	60	RILEY	30.342	57	SKELDING	39.916	10	57	SKELDING	1:10.358	1:10.516	0.158
11	47	MURTAGH	30.357	88	DALEY	40.055	11	88	DALEY	1:10.367	1:10.580	0.213
12	57	SKELDING	30.442	17	FRICKER	40.069	12	47	MURTAGH	1:10.452	1:10.477	0.025
13	17	FRICKER	30.446	47	MURTAGH	40.095	13	17	FRICKER	1:10.515	1:10.533	0.018
14	67	MCFARLANE	30.780	67	MCFARLANE	40.273	14	67	MCFARLANE	1:11.053	1:11.107	0.054
15	4	HARRISON	30.833	83	SIGGS	40.657	15	66	CARNELL	1:11.727	1:11.876	0.149
16	66	CARNELL	31.003	66	CARNELL	40.724	16	4	HARRISON	1:11.914	1:11.936	0.022
17	77	PATTINSON	31.066	155	MAJOR-BIRD	40.925	17	83	SIGGS	1:11.938	1:12.025	0.087
18	508	MCFADDEN	31.103	77	PATTINSON	41.044	18	155	MAJOR-BIRD	1:12.053	1:12.228	0.175
19	155	MAJOR-BIRD	31.128	224	JONES	41.046	19	77	PATTINSON	1:12.110	1:12.110	0.000
20	83	SIGGS	31.281	4	HARRISON	41.081	20	224	JONES	1:12.337	1:12.522	0.185
21	224	JONES	31.291	508	MCFADDEN	41.325	21	508	MCFADDEN	1:12.428	1:12.523	0.095
22	616	LEONARD	31.397	616	LEONARD	41.365	22	616	LEONARD	1:12.762	1:12.832	0.070
23	169	ABEL	31.618	118	COUGHLAN	41.375	23	118	COUGHLAN	1:13.056	1:13.259	0.203
24	118	COUGHLAN	31.681	169	ABEL	41.444	24	169	ABEL	1:13.062	1:13.227	0.165
25	177	FRIZZELL	31.999	177	FRIZZELL	41.894	25	177	FRIZZELL	1:13.893	1:13.893	0.000
26	191	NORTON	32.440	191	NORTON	42.708	26	191	NORTON	1:15.148	1:15.167	0.019
27	121	THORNTON	33.414	121	THORNTON	43.533	27	121	THORNTON	1:16.947	1:16.947	0.000

Weather / Track : Bright / Dry

Results can be found at www.tsl-timing.com

Anglesey Coastal

Circuit Length = 1.5500 miles

Start: 09:13 Flag 09:25 End: 09:26

Printed - 09:31 Saturday, 09 July 2022

No Limits Racing 2022 - Rnd 5 @ Anglesey

Pirelli Super Series 1000 supported by Premier 1000s

QUALIFYING - STATISTICS

Competitors Started 27
Planned Start 2022-07-09 @ 09:15:00.000
Actual Start 2022-07-09 @ 09:13:25.311
Finish Time 2022-07-09 @ 09:25:25.311
Track Length 1.5500mi.
Total Laps 249
Total Distance Covered 385.9525mi.

Session Fastest Lap History

NO	CL	NAME	LAP TIME	TIME OF DAY	LAP	VEHICLE
19	PSS	Joe TALBOT	1:13.471	09:14:47.897	1	Kawasaki 1000
19	PSS	Joe TALBOT	1:10.059	09:15:57.957	2	Kawasaki 1000
9	PSS	Callum GRIGOR	1:09.859	09:16:27.206	2	Kawasaki 1000
19	PSS	Joe TALBOT	1:09.054	09:17:07.009	3	Kawasaki 1000
19	PSS	Joe TALBOT	1:08.713	09:18:15.722	4	Kawasaki 1000
21	PSS	Ryan CRINGLE	1:08.633	09:25:12.646	8	Honda 1000

Flag History

TYPE	TIME OF DAY
GREEN	09:13:25.311
FINISH	09:25:25.311

Flag Statistics

TYPE	COUNT	TOTAL LAPS	TOTAL TIME
Green	1	11	13:19.873
Red	0	0	0.000
Safety Car	0	0	0.000
FCY	0	0	0.000

Weather / Track : Bright / Dry

No Limits Racing 2022 - Rnd 5 @ Anglesey

Pirelli Super Series 1000 supported by Premier 1000s

QUALIFYING - STATISTICS

CLASS : PREM

10 Starters

Fastest Lap History

NO	NAME	LAP TIME	TIME OF DAY	LAP	VEHICLE
17	Damien FRICKER	1:14.017	09:14:48.678	1	Aprilia 1100
17	Damien FRICKER	1:10.824	09:15:59.502	2	Aprilia 1100
17	Damien FRICKER	1:10.781	09:17:10.283	3	Aprilia 1100
17	Damien FRICKER	1:10.533	09:18:20.817	4	Aprilia 1100
60	Oliver RILEY	1:10.080	09:19:40.132	5	Kawasaki 1000

Weather / Track : Bright / Dry

Results can be found at www.tsl-timing.com

Page 2 of 4

Anglesey Coastal
Circuit Length = 1.5500 miles
Start: 09:13 Flag 09:25 End: 09:26

Printed - 09:31 Saturday, 09 July 2022

No Limits Racing 2022 - Rnd 5 @ Anglesey

Pirelli Super Series 1000 supported by Premier 1000s

QUALIFYING - STATISTICS

CLASS : PSS

10 Starters

Fastest Lap History

NO	NAME	LAP TIME	TIME OF DAY	LAP	VEHICLE
19	Joe TALBOT	1:13.471	09:14:47.897	1	Kawasaki 1000
19	Joe TALBOT	1:10.059	09:15:57.957	2	Kawasaki 1000
9	Callum GRIGOR	1:09.859	09:16:27.206	2	Kawasaki 1000
19	Joe TALBOT	1:09.054	09:17:07.009	3	Kawasaki 1000
19	Joe TALBOT	1:08.713	09:18:15.722	4	Kawasaki 1000
21	Ryan CRINGLE	1:08.633	09:25:12.646	8	Honda 1000

Weather / Track : Bright / Dry

Results can be found at www.tsl-timing.com

Page 3 of 4

Anglesey Coastal
Circuit Length = 1.5500 miles
Start: 09:13 Flag 09:25 End: 09:26

Printed - 09:31 Saturday, 09 July 2022

No Limits Racing 2022 - Rnd 5 @ Anglesey

Pirelli Super Series 1000 supported by Premier 1000s

QUALIFYING - STATISTICS

CLASS : PSSPREM

7 Starters

Fastest Lap History

NO	NAME	LAP TIME	TIME OF DAY	LAP	VEHICLE
67	Scott MCFARLANE	1:16.628	09:14:52.727	1	BMW 1000
67	Scott MCFARLANE	1:12.477	09:16:05.204	2	BMW 1000
67	Scott MCFARLANE	1:12.061	09:17:17.265	3	BMW 1000
47	Liam MURTAGH	1:11.684	09:17:20.475	3	Kawasaki 1000
67	Scott MCFARLANE	1:11.425	09:18:28.690	4	BMW 1000
47	Liam MURTAGH	1:11.087	09:18:31.562	4	Kawasaki 1000
47	Liam MURTAGH	1:10.669	09:19:42.231	5	Kawasaki 1000
47	Liam MURTAGH	1:10.477	09:23:15.922	8	Kawasaki 1000

Weather / Track : Bright / Dry

No Limits Racing 2022 - Rnd 5 @ Anglesey

Pirelli Super Series 1000 supported by Premier 1000s

RACE 2 - GRID (14 Laps)



ROW 10	28	7	Martin PLATT						
ROW 9	25	177	Steve FRIZZELL	26	191	Dave NORTON	27	121	Liam THORNTON
ROW 8	22	616	Carl LEONARD	23	169	Phil ABEL	24	118	John COUGHLAN
ROW 7	19	155	Jake MAJOR-BIRD	20	224	Andrew Mark JONES	21	508	Daniel MCFADDEN
ROW 6	16	4	Richie HARRISON	17	83	Jason SIGGS	18	77	Mark PATTINSON
ROW 5	13	88	Josh DALEY	14	67	Scott MCFARLANE	15	66	Joe CARNELL
ROW 4	10	47	Liam MURTAGH	11	57	James SKELDING	12	17	Damien FRICKER
ROW 3	7	26	Joe MOORE	8	60	Oliver RILEY	9	12	Luke HEDGER
ROW 2	4	31	Sam COX	5	1	Jonathan LODGE	6	260	Ryan COOPER
ROW 1	1	21	Ryan CRINGLE	2	19	Joe TALBOT	3	9	Callum GRIGOR

Pole

These results are provisional until the conclusion of any judicial and technical matters.

Anglesey Coastal
Circuit Length = 1.5500 miles

Clerk Of Course : Clare Neate <i>C. Neate</i>	Stewards :	Timekeeper : Sam Jones <i>S. Jones</i>
<small>Digitally Approved at 09:43 Saturday, 09 July 2022</small>		<small>Digitally Approved at 09:38 Saturday, 09 July 2022</small>

Results can be found at www.tsl-timing.com

Printed - 09:29 Saturday, 09 July 2022



No Limits Racing 2022 - Rnd 5 @ Anglesey

Pirelli Super Series 1000 supported by Premier 1000s

RACE 2 - CLASSIFICATION



POS	NO	CL	PIC NAME	ENTRY	LAPS	TIME	GAP	DIFF	MPH	BEST	ON
1	19	PSS	1 Joe TALBOT	Kawasaki 1000 - Warrington MOT Centre	14	16:05.498			80.91	1:08.037	4
2	9	PSS	2 Callum GRIGOR	Kawasaki 1000 - Kirkcaldy Kawasaki - Advanced Hc	14	16:05.936	0.438	0.438	80.87	1:08.135	3
3	12	PSS	3 Luke HEDGER	Suzuki 1000 - Cheney payroll services	14	16:14.180	8.682	8.244	80.19	1:08.517	8
4	31	PSS	4 Sam COX	BMW 1000 - Sam Cox Racing	14	16:14.588	9.090	0.408	80.15	1:08.838	6
5	26	PSS	5 Joe MOORE	Suzuki 1000 - Clear Line Racing	14	16:25.609	20.111	11.021	79.26	1:09.690	3
6	57	PSS	6 James SKELDING	Kawasaki 1000 - Bilstein / Spencer & Sons / Power	14	16:28.594	23.096	2.985	79.02	1:09.838	14
7	260	PSS	7 Ryan COOPER	Suzuki 1000 -	14	16:28.800	23.302	0.206	79.00	1:09.542	14
8	88	PSS	8 Josh DALEY	Kawasaki 1000 -	14	16:30.401	24.903	1.601	78.87	1:09.847	3
9	1	PSS	9 Jonathan LODGE	BMW 1000 - Earnshaws motorcycles	14	16:35.046	29.548	4.645	78.50	1:10.232	6
10	60	PREM	1 Oliver RILEY	Kawasaki 1000 - MODA Contracting	14	16:36.172	30.674	1.126	78.42	1:10.003	13
11	47	PSSPREM	1 Liam MURTAGH	Kawasaki 1000 - Lady Lodge Systems, Corby Kawa	14	16:39.784	34.286	3.612	78.13	1:10.188	7
12	17	PREM	2 Damien FRICKER	Aprilia 1100 - Autotriology.com	14	16:46.171	40.673	6.387	77.64	1:10.886	3
13	67	PSSPREM	2 Scott MCFARLANE	BMW 1000 - Fortis Racing / HM Racing / Absolut5 /	14	16:46.508	41.010	0.337	77.61	1:10.916	2
14	4	PSSPREM	3 Richie HARRISON	Kawasaki 1000 - RAP Racing	14	16:54.978	49.480	8.470	76.96	1:11.439	8
15	155	PSSPREM	4 Jake MAJOR-BIRD	Suzuki 1000 - premier KIA - www.premier-car.co.uk	14	16:55.859	50.361	0.881	76.90	1:11.663	14
16	83	PREM	3 Jason SIGGS	Yamaha 1000 - J Siggs construction	14	16:56.701	51.203	0.842	76.83	1:11.400	3
17	508	PSSPREM	5 Daniel MCFADDEN	Yamaha 1000 - Sycamore Yamaha	14	16:58.289	52.791	1.588	76.71	1:11.893	9
18	77	PSSPREM	6 Mark PATTINSON	Suzuki 1000 - M Pattinson Joinery	14	17:00.147	54.649	1.858	76.57	1:12.097	6
19	118	PREM	4 John COUGHLAN	Aprilia 1100 - BIKERSWORLD LTD	14	17:01.061	55.563	0.914	76.50	1:11.987	3
20	66	PSSPREM	7 Joe CARNELL	BMW 1000 - fortis motorsport	14	17:10.512	1:05.014	9.451	75.80	1:12.181	3
21	177	PREM	5 Steve FRIZZELL	BMW 1000 -	13	16:11.356	1 Lap	1 Lap	74.67	1:13.520	13
22	191	PREM	6 Dave NORTON	Suzuki 1000 -	13	16:12.097	1 Lap	0.741	74.62	1:13.760	4
23	121	PREM	7 Liam THORNTON	Kawasaki 1000 - Thornton Racing	13	16:39.540	1 Lap	27.443	72.57	1:15.869	6

NOT CLASSIFIED

DNF	224	PREM	Andrew Mark JONES	BMW 1000 - Eureka North Wales Ltd / Platinum Pai	5	6:12.251	9 Laps	8 Laps	74.94	1:12.210	4
DNF	169	PREM	Phil ABEL	Suzuki 1000 - Abels joinery	5	6:21.018	9 Laps	8.767	73.22	1:13.180	3
DNF	21	PSS	Ryan CRINGLE	Honda 1000 -	4	4:36.735	10 Laps	1 Lap	80.65	1:07.884	3
DNF	616	PREM	Carl LEONARD	BMW 1000 -	3	4:00.711	11 Laps	1 Lap	69.54	1:14.751	2

FASTEST LAP

21	PSS	Ryan CRINGLE	Honda 1000 -	3	1:07.884	82.19 mph	132.28 kph
60	PREM	Oliver RILEY	Kawasaki 1000 - MODA Contracting	13	1:10.003	79.71 mph	128.28 kph
47	PSSPREM	Liam MURTAGH	Kawasaki 1000 - Lady Lodge Systems, Corby Kawa	7	1:10.188	79.50 mph	127.94 kph

Class PSS - 92.5% of Race Speed = 74.84 mph
 Class PREM - 92.5% of Race Speed = 72.53 mph
 Class PSSPREM - 92.5% of Race Speed = 72.27 mph

Anglesey Coastal: 1.5500 miles
 Race Distance: 14 Laps / 21.70 miles
 Start: 11:39 Flag 11:55 End: 11:56

Weather / Track : Bright / Dry

These results are provisional until the conclusion of any judicial and technical matters.

Clerk Of Course : Clare Neate C. Neate Digitally Approved at 12:37 Saturday, 09 July 2022	Stewards :	Timekeeper : Sam Jones S. Jones Digitally Approved at 12:01 Saturday, 09 July 2022
---	------------	--

Results can be found at www.tsl-timing.com

Printed - 11:56 Saturday, 09 July 2022

No Limits Racing 2022 - Rnd 5 @ Anglesey

Pirelli Super Series 1000 supported by Premier 1000s

RACE 2 - LAP CHART

83	45.029	1:12.112
4	45.203	1:11.668
155	45.562	1:11.797
508	47.650	1:12.155
77	48.740	1:12.164
118	49.740	1:12.136
66	53.143	1:13.601

LAP 13 @ 11:53:58.450

NO	BEHIND	LAP TIME
19		1:09.850
9	0.601	1:09.645
177	1 Lap	1:13.995
191	1 Lap	1:14.208
12	8.521	1:09.148
31	9.058	1:09.132
26	18.826	1:10.309
57	22.390	1:10.109
260	22.892	1:10.442
88	23.162	1:11.132
121	1 Lap	1:16.004
1	27.439	1:10.716
60	28.935	1:10.003
47	31.569	1:11.444
17	38.390	1:11.423
67	38.876	1:11.371
4	47.152	1:11.799
83	47.742	1:12.563
155	47.830	1:12.118
508	49.975	1:12.175
77	51.528	1:12.638
118	52.339	1:12.449
66	58.318	1:15.025

LAP 14 @ 11:55:07.582

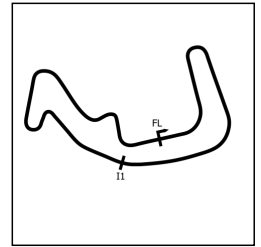
NO	BEHIND	LAP TIME
19		1:09.132
9	0.438	1:08.969
177	1 Lap	1:13.520
191	1 Lap	1:13.904
12	8.682	1:09.293
31	9.090	1:09.164
26	20.111	1:10.417
57	23.096	1:09.838
260	23.302	1:09.542
88	24.903	1:10.873
1	29.548	1:11.241
60	30.674	1:10.871
121	1 Lap	1:16.671
47	34.286	1:11.849
17	40.673	1:11.415
67	41.010	1:11.266
4	49.480	1:11.460
155	50.361	1:11.663
83	51.203	1:12.593
508	52.791	1:11.948
77	54.649	1:12.253
118	55.563	1:12.356
66	1:05.014	1:15.828

Weather / Track : Bright / Dry

No Limits Racing 2022 - Rnd 5 @ Anglesey

Pirelli Super Series 1000 supported by Premier 1000s

RACE 2 - SECTOR ANALYSIS



SECTOR 1 = FL to I1, SECTOR 2 = I1 to FL, DIFF = Difference To Personal Best Lap, P = Crossed Finish Line in Pit Lane, D = Time Disallowed

P1		19 PSS		Joe TALBOT		Kawasaki 1000 - Warrington MOT Centre	
IDEAL LAP TIME : 1:07.999		BEST LAP TIME : 1:08.037		DIFFERENCE : 0.038			
LAP	SECTOR 1	SECTOR 2	LAP TIME	MPH	DIFF	TIME OF DAY	
1 -		38.781	1:11.933	77.57	3.896	11:40:14.017	
2 -	30.074	38.964	1:09.038	80.82	1.001	11:41:23.055	
3 -	29.786	38.327	1:08.113 (2)	81.92	0.076	11:42:31.168	
4 -	29.747	38.290	1:08.037 (1)	82.01		11:43:39.205	
5 -	29.773	38.451	1:08.224	81.78	0.187	11:44:47.429	
6 -	29.709	38.490	1:08.199 (3)	81.81	0.162	11:45:55.628	
7 -	30.015	38.889	1:08.904	80.98	0.867	11:47:04.532	
8 -	29.909	38.696	1:08.605	81.33	0.568	11:48:13.137	
9 -	29.833	38.819	1:08.652	81.28	0.615	11:49:21.789	
10 -	30.439	38.628	1:09.067	80.79	1.030	11:50:30.856	
11 -	29.915	38.847	1:08.762	81.15	0.725	11:51:39.618	
12 -	30.156	38.826	1:08.982	80.89	0.945	11:52:48.600	
13 -	30.233	39.617	1:09.850	79.88	1.813	11:53:58.450	
14 -	30.202	38.930	1:09.132	80.71	1.095	11:55:07.582	

P2		9 PSS		Callum GRIGOR		Kawasaki 1000 - Kirkcaldy Kawasaki - Advanced Hot Tubs Cent	
IDEAL LAP TIME : 1:08.115		BEST LAP TIME : 1:08.135		DIFFERENCE : 0.020			
LAP	SECTOR 1	SECTOR 2	LAP TIME	MPH	DIFF	TIME OF DAY	
1 -		38.871	1:11.701	77.82	3.566	11:40:13.785	
2 -	29.665	38.628	1:08.293 (2)	81.70	0.158	11:41:22.078	
3 -	29.685	38.450	1:08.135 (1)	81.89		11:42:30.213	
4 -	29.801	38.617	1:08.418	81.55	0.283	11:43:38.631	
5 -	29.693	38.701	1:08.394 (3)	81.58	0.259	11:44:47.025	
6 -	29.823	38.669	1:08.492	81.46	0.357	11:45:55.517	
7 -	29.938	38.823	1:08.761	81.15	0.626	11:47:04.278	
8 -	30.002	38.642	1:08.644	81.28	0.509	11:48:12.922	
9 -	29.887	38.890	1:08.777	81.13	0.642	11:49:21.699	
10 -	30.400	39.438	1:09.838	79.89	1.703	11:50:31.537	
11 -	30.110	38.886	1:08.996	80.87	0.861	11:51:40.533	
12 -	30.171	38.702	1:08.873	81.01	0.738	11:52:49.406	
13 -	29.939	39.706	1:09.645	80.12	1.510	11:53:59.051	
14 -	30.107	38.862	1:08.969	80.90	0.834	11:55:08.020	

P3		12 PSS		Luke HEDGER		Suzuki 1000 - Cheney payroll services	
IDEAL LAP TIME : 1:08.517		BEST LAP TIME : 1:08.517		DIFFERENCE : 0.000			
LAP	SECTOR 1	SECTOR 2	LAP TIME	MPH	DIFF	TIME OF DAY	
1 -		40.584	1:15.524	73.88	7.007	11:40:17.608	
2 -	30.190	39.713	1:09.903	79.82	1.386	11:41:27.511	
3 -	29.975	39.667	1:09.642	80.12	1.125	11:42:37.153	
4 -	30.031	39.024	1:09.055	80.80	0.538	11:43:46.208	
5 -	30.157	39.445	1:09.602	80.17	1.085	11:44:55.810	
6 -	29.931	38.947	1:08.878	81.01	0.361	11:46:04.688	
7 -	29.738	39.065	1:08.803 (3)	81.10	0.286	11:47:13.491	
8 -	29.636	38.881	1:08.517 (1)	81.44		11:48:22.008	
9 -	29.794	38.914	1:08.708 (2)	81.21	0.191	11:49:30.716	
10 -	29.856	39.144	1:09.000	80.87	0.483	11:50:39.716	
11 -	29.978	39.232	1:09.210	80.62	0.693	11:51:48.926	
12 -	29.906	38.991	1:08.897	80.99	0.380	11:52:57.823	
13 -	29.958	39.190	1:09.148	80.69	0.631	11:54:06.971	
14 -	30.034	39.259	1:09.293	80.52	0.776	11:55:16.264	

Weather / Track : Bright / Dry

Anglesey Coastal

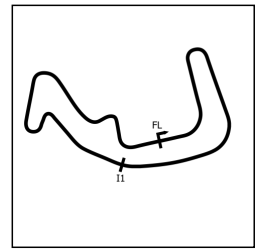
Circuit Length = 1.5500 miles

Start: 11:39 Flag 11:55 End: 11:56

No Limits Racing 2022 - Rnd 5 @ Anglesey

Pirelli Super Series 1000 supported by Premier 1000s

RACE 2 - SECTOR ANALYSIS



SECTOR 1 = FL to I1, SECTOR 2 = I1 to FL, DIFF = Difference To Personal Best Lap, P = Crossed Finish Line in Pit Lane, D = Time Disallowed

P4 31 PSS Sam COX		BMW 1000 - Sam Cox Racing				
IDEAL LAP TIME : 1:08.761		BEST LAP TIME : 1:08.838		DIFFERENCE : 0.077		
LAP	SECTOR 1	SECTOR 2	LAP TIME	MPH	DIFF	TIME OF DAY
1 -		39.643	1:14.229	75.17	5.391	11:40:16.313
2 -	30.322	39.826	1:10.148	79.54	1.310	11:41:26.461
3 -	30.007	39.467	1:09.474	80.31	0.636	11:42:35.935
4 -	30.022	39.100	1:09.122	80.72	0.284	11:43:45.057
5 -	29.882	39.228	1:09.110	80.74	0.272	11:44:54.167
6 -	29.705	39.133	1:08.838 (1)	81.06		11:46:03.005
7 -	29.884	39.296	1:09.180	80.65	0.342	11:47:12.185
8 -	29.868	39.150	1:09.018 (3)	80.84	0.180	11:48:21.203
9 -	30.074	39.121	1:09.195	80.64	0.357	11:49:30.398
10 -	29.990	39.057	1:09.047	80.81	0.209	11:50:39.445
11 -	30.413	39.514	1:09.927	79.79	1.089	11:51:49.372
12 -	29.948	39.056	1:09.004 (2)	80.86	0.166	11:52:58.376
13 -	29.943	39.189	1:09.132	80.71	0.294	11:54:07.508
14 -	29.838	39.326	1:09.164	80.67	0.326	11:55:16.672

P5 26 PSS Joe MOORE		Suzuki 1000 - Clear Line Racing				
IDEAL LAP TIME : 1:09.681		BEST LAP TIME : 1:09.690		DIFFERENCE : 0.009		
LAP	SECTOR 1	SECTOR 2	LAP TIME	MPH	DIFF	TIME OF DAY
1 -		39.549	1:13.669	75.74	3.979	11:40:15.753
2 -	30.768	39.545	1:10.313	79.35	0.623	11:41:26.066
3 -	30.306	39.384	1:09.690 (1)	80.06		11:42:35.756
4 -	30.517	39.510	1:10.027	79.68	0.337	11:43:45.783
5 -	30.664	39.667	1:10.331	79.33	0.641	11:44:56.114
6 -	30.385	39.417	1:09.802 (2)	79.94	0.112	11:46:05.916
7 -	30.369	39.733	1:10.102	79.59	0.412	11:47:16.018
8 -	30.297	39.534	1:09.831 (3)	79.90	0.141	11:48:25.849
9 -	30.409	39.596	1:10.005	79.70	0.315	11:49:35.854
10 -	30.594	39.688	1:10.282	79.39	0.592	11:50:46.136
11 -	30.593	39.734	1:10.327	79.34	0.637	11:51:56.463
12 -	30.613	39.891	1:10.504	79.14	0.814	11:53:06.967
13 -	30.804	39.505	1:10.309	79.36	0.619	11:54:17.276
14 -	30.603	39.814	1:10.417	79.24	0.727	11:55:27.693

P6 57 PSS James SKELDING		Kawasaki 1000 - Bilstein / Spencer & Sons / Power Tool Rentals				
IDEAL LAP TIME : 1:09.772		BEST LAP TIME : 1:09.838		DIFFERENCE : 0.066		
LAP	SECTOR 1	SECTOR 2	LAP TIME	MPH	DIFF	TIME OF DAY
1 -		40.920	1:16.129	73.29	6.291	11:40:18.213
2 -	30.381	39.688	1:10.069	79.63	0.231	11:41:28.282
3 -	30.723	39.436	1:10.159	79.53	0.321	11:42:38.441
4 -	30.589	39.520	1:10.109	79.59	0.271	11:43:48.550
5 -	30.783	39.827	1:10.610	79.02	0.772	11:44:59.160
6 -	30.373	39.751	1:10.124	79.57	0.286	11:46:09.284
7 -	30.552	39.491	1:10.043	79.66	0.205	11:47:19.327
8 -	30.559	39.661	1:10.220	79.46	0.382	11:48:29.547
9 -	30.524	39.434	1:09.958 (2)	79.76	0.120	11:49:39.505
10 -	30.453	39.586	1:10.039 (3)	79.67	0.201	11:50:49.544
11 -	30.658	39.801	1:10.459	79.19	0.621	11:52:00.003
12 -	30.570	40.158	1:10.728	78.89	0.890	11:53:10.731
13 -	30.570	39.539	1:10.109	79.59	0.271	11:54:20.840
14 -	30.439	39.399	1:09.838 (1)	79.89		11:55:30.678

Weather / Track : Bright / Dry

Anglesey Coastal

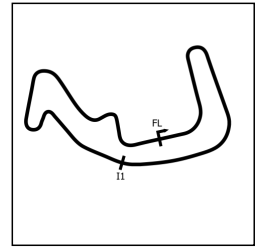
Circuit Length = 1.5500 miles

Start: 11:39 Flag 11:55 End: 11:56

No Limits Racing 2022 - Rnd 5 @ Anglesey

Pirelli Super Series 1000 supported by Premier 1000s

RACE 2 - SECTOR ANALYSIS



SECTOR 1 = FL to I1, SECTOR 2 = I1 to FL, DIFF = Difference To Personal Best Lap, P = Crossed Finish Line in Pit Lane, D = Time Disallowed

P7 260 PSS Ryan COOPER			Suzuki 1000 -			
IDEAL LAP TIME : 1:09.500		BEST LAP TIME : 1:09.542		DIFFERENCE : 0.042		
LAP	SECTOR 1	SECTOR 2	LAP TIME	MPH	DIFF	TIME OF DAY
1 -		40.399	1:15.188	74.21	5.646	11:40:17.272
2 -	30.367	39.581	1:09.948 (3)	79.77	0.406	11:41:27.220
3 -	30.164	39.495	1:09.659 (2)	80.10	0.117	11:42:36.879
4 -	30.491	39.731	1:10.222	79.46	0.680	11:43:47.101
5 -	30.237	39.732	1:09.969	79.75	0.427	11:44:57.070
6 -	30.374	40.049	1:10.423	79.23	0.881	11:46:07.493
7 -	30.254	39.873	1:10.127	79.57	0.585	11:47:17.620
8 -	30.481	39.907	1:10.388	79.27	0.846	11:48:28.008
9 -	30.596	39.772	1:10.368	79.29	0.826	11:49:38.376
10 -	30.461	39.802	1:10.263	79.41	0.721	11:50:48.639
11 -	30.543	40.351	1:10.894	78.70	1.352	11:51:59.533
12 -	30.468	40.899	1:11.367	78.18	1.825	11:53:10.900
13 -	30.645	39.797	1:10.442	79.21	0.900	11:54:21.342
14 -	30.206	39.336	1:09.542 (1)	80.23		11:55:30.884

P8 88 PSS Josh DALEY			Kawasaki 1000 -			
IDEAL LAP TIME : 1:09.722		BEST LAP TIME : 1:09.847		DIFFERENCE : 0.125		
LAP	SECTOR 1	SECTOR 2	LAP TIME	MPH	DIFF	TIME OF DAY
1 -		40.422	1:15.755	73.65	5.908	11:40:17.839
2 -	30.303	39.844	1:10.147	79.54	0.300	11:41:27.986
3 -	30.337	39.510	1:09.847 (1)	79.88		11:42:37.833
4 -	30.215	39.637	1:09.852 (2)	79.88	0.005	11:43:47.685
5 -	30.322	40.051	1:10.373	79.29	0.526	11:44:58.058
6 -	30.304	39.889	1:10.193	79.49	0.346	11:46:08.251
7 -	30.212	39.784	1:09.996 (3)	79.71	0.149	11:47:18.247
8 -	30.225	40.022	1:10.247	79.43	0.400	11:48:28.494
9 -	30.519	39.616	1:10.135	79.56	0.288	11:49:38.629
10 -	30.378	39.788	1:10.166	79.52	0.319	11:50:48.795
11 -	30.477	39.974	1:10.451	79.20	0.604	11:51:59.246
12 -	30.656	40.578	1:11.234	78.33	1.387	11:53:10.480
13 -	30.773	40.359	1:11.132	78.44	1.285	11:54:21.612
14 -	30.657	40.216	1:10.873	78.73	1.026	11:55:32.485

P9 1 PSS Jonathan LODGE			BMW 1000 - Earnshaws motorcycles			
IDEAL LAP TIME : 1:09.981		BEST LAP TIME : 1:10.232		DIFFERENCE : 0.251		
LAP	SECTOR 1	SECTOR 2	LAP TIME	MPH	DIFF	TIME OF DAY
1 -		41.341	1:16.996	72.47	6.764	11:40:19.080
2 -	30.625	40.140	1:10.765	78.85	0.533	11:41:29.845
3 -	30.425	39.950	1:10.375	79.29	0.143	11:42:40.220
4 -	30.380	39.943	1:10.323 (2)	79.34	0.091	11:43:50.543
5 -	30.374	40.106	1:10.480	79.17	0.248	11:45:01.023
6 -	30.462	39.770	1:10.232 (1)	79.45		11:46:11.255
7 -	30.609	39.755	1:10.364 (3)	79.30	0.132	11:47:21.619
8 -	30.309	40.760	1:11.069	78.51	0.837	11:48:32.688
9 -	30.739	40.116	1:10.855	78.75	0.623	11:49:43.543
10 -	30.705	39.672	1:10.377	79.28	0.145	11:50:53.920
11 -	30.637	39.730	1:10.367	79.29	0.135	11:52:04.287
12 -	30.960	39.926	1:10.886	78.71	0.654	11:53:15.173
13 -	30.756	39.960	1:10.716	78.90	0.484	11:54:25.889
14 -	31.156	40.085	1:11.241	78.32	1.009	11:55:37.130

Weather / Track : Bright / Dry

Anglesey Coastal

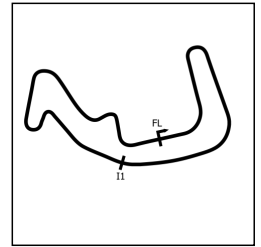
Circuit Length = 1.5500 miles

Start: 11:39 Flag 11:55 End: 11:56

No Limits Racing 2022 - Rnd 5 @ Anglesey

Pirelli Super Series 1000 supported by Premier 1000s

RACE 2 - SECTOR ANALYSIS



SECTOR 1 = FL to I1, SECTOR 2 = I1 to FL, DIFF = Difference To Personal Best Lap, P = Crossed Finish Line in Pit Lane, D = Time Disallowed

P10 60 PREM Oliver RILEY			Kawasaki 1000 - MODA Contracting			
IDEAL LAP TIME : 1:09.997		BEST LAP TIME : 1:10.003		DIFFERENCE : 0.006		
LAP	SECTOR 1	SECTOR 2	LAP TIME	MPH	DIFF	TIME OF DAY
1 -		40.211	1:14.886	74.51	4.883	11:40:16.970
2 -	30.489	41.022	1:11.511	78.03	1.508	11:41:28.481
3 -	30.721	39.849	1:10.570	79.07	0.567	11:42:39.051
4 -	30.670	39.784	1:10.454	79.20	0.451	11:43:49.505
5 -	30.599	39.588	1:10.187 (3)	79.50	0.184	11:44:59.692
6 -	30.524	39.633	1:10.157 (2)	79.53	0.154	11:46:09.849
7 -	30.646	39.607	1:10.253	79.42	0.250	11:47:20.102
8 -	30.620	41.581	1:12.201	77.28	2.198	11:48:32.303
9 -	31.088	40.432	1:11.520	78.02	1.517	11:49:43.823
10 -	31.358	39.999	1:11.357	78.19	1.354	11:50:55.180
11 -	30.913	40.487	1:11.400	78.15	1.397	11:52:06.580
12 -	30.889	39.913	1:10.802	78.81	0.799	11:53:17.382
13 -	30.495	39.508	1:10.003 (1)	79.71		11:54:27.385
14 -	30.817	40.054	1:10.871	78.73	0.868	11:55:38.256

P11 47 PSSPREI Liam MURTAGH			Kawasaki 1000 - Lady Lodge Systems, Corby Kawasaki			
IDEAL LAP TIME : 1:09.919		BEST LAP TIME : 1:10.188		DIFFERENCE : 0.269		
LAP	SECTOR 1	SECTOR 2	LAP TIME	MPH	DIFF	TIME OF DAY
1 -		41.091	1:16.579	72.86	6.391	11:40:18.663
2 -	30.292	39.983	1:10.275	79.40	0.087	11:41:28.938
3 -	30.494	40.335	1:10.829	78.78	0.641	11:42:39.767
4 -	30.493	40.028	1:10.521	79.12	0.333	11:43:50.288
5 -	30.431	39.779	1:10.210 (2)	79.47	0.022	11:45:00.498
6 -	30.313	39.958	1:10.271 (3)	79.40	0.083	11:46:10.769
7 -	30.140	40.048	1:10.188 (1)	79.50		11:47:20.957
8 -	30.425	40.416	1:10.841	78.76	0.653	11:48:31.798
9 -	30.904	40.979	1:11.883	77.62	1.695	11:49:43.681
10 -	30.905	40.421	1:11.326	78.23	1.138	11:50:55.007
11 -	30.831	40.599	1:11.430	78.11	1.242	11:52:06.437
12 -	30.789	41.349	1:12.138	77.35	1.950	11:53:18.575
13 -	30.773	40.671	1:11.444	78.10	1.256	11:54:30.019
14 -	31.070	40.779	1:11.849	77.66	1.661	11:55:41.868

P12 17 PREM Damien FRICKER			Aprilia 1100 - Autotrilogy.com			
IDEAL LAP TIME : 1:10.877		BEST LAP TIME : 1:10.886		DIFFERENCE : 0.009		
LAP	SECTOR 1	SECTOR 2	LAP TIME	MPH	DIFF	TIME OF DAY
1 -		41.347	1:17.579	71.92	6.693	11:40:19.663
2 -	30.731	40.318	1:11.049 (2)	78.53	0.163	11:41:30.712
3 -	30.575	40.311	1:10.886 (1)	78.71		11:42:41.598
4 -	30.874	40.387	1:11.261	78.30	0.375	11:43:52.859
5 -	30.868	40.376	1:11.244 (3)	78.32	0.358	11:45:04.103
6 -	31.006	40.302	1:11.308	78.25	0.422	11:46:15.411
7 -	30.973	40.313	1:11.286	78.27	0.400	11:47:26.697
8 -	31.053	40.521	1:11.574	77.96	0.688	11:48:38.271
9 -	30.994	40.443	1:11.437	78.11	0.551	11:49:49.708
10 -	31.441	40.393	1:11.834	77.67	0.948	11:51:01.542
11 -	31.236	40.607	1:11.843	77.66	0.957	11:52:13.385
12 -	31.410	40.622	1:12.032	77.46	1.146	11:53:25.417
13 -	31.095	40.328	1:11.423	78.12	0.537	11:54:36.840
14 -	30.935	40.480	1:11.415	78.13	0.529	11:55:48.255

Weather / Track : Bright / Dry

Anglesey Coastal

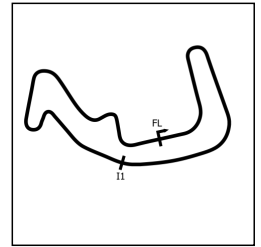
Circuit Length = 1.5500 miles

Start: 11:39 Flag 11:55 End: 11:56

No Limits Racing 2022 - Rnd 5 @ Anglesey

Pirelli Super Series 1000 supported by Premier 1000s

RACE 2 - SECTOR ANALYSIS



SECTOR 1 = FL to I1, SECTOR 2 = I1 to FL, DIFF = Difference To Personal Best Lap, P = Crossed Finish Line in Pit Lane, D = Time Disallowed

P13 67 PSSPREI Scott MCFARLANE			BMW 1000 - Fortis Racing / HM Racing / Absolut5 / TheChilliGu			
IDEAL LAP TIME : 1:10.857		BEST LAP TIME : 1:10.916		DIFFERENCE : 0.059		
LAP	SECTOR 1	SECTOR 2	LAP TIME	MPH	DIFF	TIME OF DAY
1 -		40.847	1:17.241	72.24	6.325	11:40:19.325
2 -	30.832	40.084	1:10.916 (1)	78.68		11:41:30.241
3 -	30.798	40.376	1:11.174 (2)	78.39	0.258	11:42:41.415
4 -	30.852	40.415	1:11.267	78.29	0.351	11:43:52.682
5 -	31.308	40.854	1:12.162	77.32	1.246	11:45:04.844
6 -	31.268	40.426	1:11.694	77.83	0.778	11:46:16.538
7 -	30.989	40.645	1:11.634	77.89	0.718	11:47:28.172
8 -	31.229	40.462	1:11.691	77.83	0.775	11:48:39.863
9 -	31.267	40.216	1:11.483	78.06	0.567	11:49:51.346
10 -	31.042	40.453	1:11.495	78.04	0.579	11:51:02.841
11 -	31.010	40.448	1:11.458	78.08	0.542	11:52:14.299
12 -	31.164	40.492	1:11.656	77.87	0.740	11:53:25.955
13 -	31.016	40.355	1:11.371	78.18	0.455	11:54:37.326
14 -	30.773	40.493	1:11.266 (3)	78.29	0.350	11:55:48.592

P14 4 PSSPREI Richie HARRISON			Kawasaki 1000 - RAP Racing			
IDEAL LAP TIME : 1:11.279		BEST LAP TIME : 1:11.439		DIFFERENCE : 0.160		
LAP	SECTOR 1	SECTOR 2	LAP TIME	MPH	DIFF	TIME OF DAY
1 -		42.263	1:19.382	70.29	7.943	11:40:21.466
2 -	31.117	41.308	1:12.425	77.04	0.986	11:41:33.891
3 -	31.127	40.974	1:12.101	77.39	0.662	11:42:45.992
4 -	31.347	40.950	1:12.297	77.18	0.858	11:43:58.289
5 -	31.079	41.126	1:12.205	77.28	0.766	11:45:10.494
6 -	31.185	41.225	1:12.410	77.06	0.971	11:46:22.904
7 -	30.700	40.802	1:11.502 (3)	78.04	0.063	11:47:34.406
8 -	30.850	40.589	1:11.439 (1)	78.10		11:48:45.845
9 -	30.831	41.096	1:11.927	77.57	0.488	11:49:57.772
10 -	30.917	40.948	1:11.865	77.64	0.426	11:51:09.637
11 -	31.309	41.189	1:12.498	76.96	1.059	11:52:22.135
12 -	30.758	40.910	1:11.668	77.85	0.229	11:53:33.803
13 -	31.164	40.635	1:11.799	77.71	0.360	11:54:45.602
14 -	30.881	40.579	1:11.460 (2)	78.08	0.021	11:55:57.062

P15 155 PSSPREI Jake MAJOR-BIRD			Suzuki 1000 - premier KIA - www.premier-car.co.uk			
IDEAL LAP TIME : 1:11.533		BEST LAP TIME : 1:11.663		DIFFERENCE : 0.130		
LAP	SECTOR 1	SECTOR 2	LAP TIME	MPH	DIFF	TIME OF DAY
1 -		41.633	1:18.471	71.10	6.808	11:40:20.555
2 -	31.383	40.635	1:12.018	77.48	0.355	11:41:32.573
3 -	31.254	40.445	1:11.699 (3)	77.82	0.036	11:42:44.272
4 -	31.088	40.595	1:11.683 (2)	77.84	0.020	11:43:55.955
5 -	31.497	40.951	1:12.448	77.02	0.785	11:45:08.403
6 -	31.339	40.814	1:12.153	77.33	0.490	11:46:20.556
7 -	31.317	40.860	1:12.177	77.31	0.514	11:47:32.733
8 -	31.409	40.924	1:12.333	77.14	0.670	11:48:45.066
9 -	31.414	41.430	1:12.844	76.60	1.181	11:49:57.910
10 -	31.310	40.785	1:12.095	77.39	0.432	11:51:10.005
11 -	31.185	41.175	1:12.360	77.11	0.697	11:52:22.365
12 -	31.275	40.522	1:11.797	77.71	0.134	11:53:34.162
13 -	31.344	40.774	1:12.118	77.37	0.455	11:54:46.280
14 -	31.101	40.562	1:11.663 (1)	77.86		11:55:57.943

Weather / Track : Bright / Dry

Anglesey Coastal

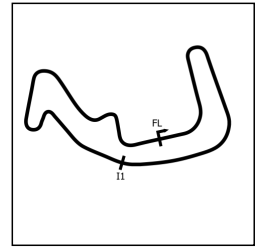
Circuit Length = 1.5500 miles

Start: 11:39 Flag 11:55 End: 11:56

No Limits Racing 2022 - Rnd 5 @ Anglesey

Pirelli Super Series 1000 supported by Premier 1000s

RACE 2 - SECTOR ANALYSIS



SECTOR 1 = FL to I1, SECTOR 2 = I1 to FL, DIFF = Difference To Personal Best Lap, P = Crossed Finish Line in Pit Lane, D = Time Disallowed

P16 83 PREM Jason SIGGS			Yamaha 1000 - J Siggs construction			
IDEAL LAP TIME : 1:11.400		BEST LAP TIME : 1:11.400		DIFFERENCE : 0.000		
LAP	SECTOR 1	SECTOR 2	LAP TIME	MPH	DIFF	TIME OF DAY
1 -		41.598	1:18.306	71.25	6.906	11:40:20.390
2 -	31.372	40.614	1:11.986 (2)	77.51	0.586	11:41:32.376
3 -	31.163	40.237	1:11.400 (1)	78.15		11:42:43.776
4 -	31.450	40.543	1:11.993 (3)	77.50	0.593	11:43:55.769
5 -	31.525	40.860	1:12.385	77.08	0.985	11:45:08.154
6 -	31.529	40.735	1:12.264	77.21	0.864	11:46:20.418
7 -	31.312	40.818	1:12.130	77.36	0.730	11:47:32.548
8 -	31.424	40.934	1:12.358	77.11	0.958	11:48:44.906
9 -	31.381	40.950	1:12.331	77.14	0.931	11:49:57.237
10 -	31.402	40.795	1:12.197	77.28	0.797	11:51:09.434
11 -	31.442	40.641	1:12.083	77.41	0.683	11:52:21.517
12 -	31.318	40.794	1:12.112	77.38	0.712	11:53:33.629
13 -	31.367	41.196	1:12.563	76.89	1.163	11:54:46.192
14 -	31.448	41.145	1:12.593	76.86	1.193	11:55:58.785

P17 508 PSSPREI Daniel MCFADDEN			Yamaha 1000 - Sycamore Yamaha			
IDEAL LAP TIME : 1:11.551		BEST LAP TIME : 1:11.893		DIFFERENCE : 0.342		
LAP	SECTOR 1	SECTOR 2	LAP TIME	MPH	DIFF	TIME OF DAY
1 -		42.022	1:20.118	69.64	8.225	11:40:22.202
2 -	31.362	41.211	1:12.573	76.88	0.680	11:41:34.775
3 -	31.273	40.781	1:12.054 (3)	77.44	0.161	11:42:46.829
4 -	31.048	41.151	1:12.199	77.28	0.306	11:43:59.028
5 -	31.123	41.140	1:12.263	77.21	0.370	11:45:11.291
6 -	31.023	41.094	1:12.117	77.37	0.224	11:46:23.408
7 -	31.105	41.160	1:12.265	77.21	0.372	11:47:35.673
8 -	31.216	40.846	1:12.062	77.43	0.169	11:48:47.735
9 -	31.149	40.744	1:11.893 (1)	77.61		11:49:59.628
10 -	31.378	40.848	1:12.226	77.25	0.333	11:51:11.854
11 -	31.263	40.978	1:12.241	77.24	0.348	11:52:24.095
12 -	31.453	40.702	1:12.155	77.33	0.262	11:53:36.250
13 -	31.110	41.065	1:12.175	77.31	0.282	11:54:48.425
14 -	31.420	40.528	1:11.948 (2)	77.55	0.055	11:56:00.373

P18 77 PSSPREI Mark PATTINSON			Suzuki 1000 - M Pattinson Joinery			
IDEAL LAP TIME : 1:11.932		BEST LAP TIME : 1:12.097		DIFFERENCE : 0.165		
LAP	SECTOR 1	SECTOR 2	LAP TIME	MPH	DIFF	TIME OF DAY
1 -		41.999	1:18.949	70.67	6.852	11:40:21.033
2 -	31.299	41.118	1:12.417	77.05	0.320	11:41:33.450
3 -	31.254	40.956	1:12.210	77.27	0.113	11:42:45.660
4 -	31.479	40.869	1:12.348	77.12	0.251	11:43:58.008
5 -	31.164	41.128	1:12.292	77.18	0.195	11:45:10.300
6 -	31.123	40.974	1:12.097 (1)	77.39		11:46:22.397
7 -	31.063	41.773	1:12.836	76.61	0.739	11:47:35.233
8 -	31.160	41.653	1:12.813	76.63	0.716	11:48:48.046
9 -	31.268	41.139	1:12.407	77.06	0.310	11:50:00.453
10 -	31.387	41.229	1:12.616	76.84	0.519	11:51:13.069
11 -	31.163	40.944	1:12.107 (2)	77.38	0.010	11:52:25.176
12 -	31.088	41.076	1:12.164 (3)	77.32	0.067	11:53:37.340
13 -	31.509	41.129	1:12.638	76.81	0.541	11:54:49.978
14 -	31.218	41.035	1:12.253	77.22	0.156	11:56:02.231

Weather / Track : Bright / Dry

Anglesey Coastal

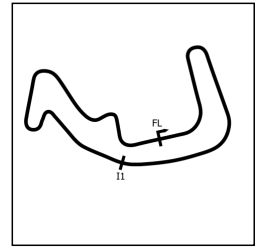
Circuit Length = 1.5500 miles

Start: 11:39 Flag 11:55 End: 11:56

No Limits Racing 2022 - Rnd 5 @ Anglesey

Pirelli Super Series 1000 supported by Premier 1000s

RACE 2 - SECTOR ANALYSIS



SECTOR 1 = FL to I1, SECTOR 2 = I1 to FL, DIFF = Difference To Personal Best Lap, P = Crossed Finish Line in Pit Lane, D = Time Disallowed

P19 118 PREM John COUGHLAN			Aprilia 1100 - BIKERSWORLD LTD			
IDEAL LAP TIME : 1:11.639		BEST LAP TIME : 1:11.987		DIFFERENCE : 0.348		
LAP	SECTOR 1	SECTOR 2	LAP TIME	MPH	DIFF	TIME OF DAY
1 -		42.312	1:20.720	69.12	8.733	11:40:22.804
2 -	31.346	41.187	1:12.533	76.93	0.546	11:41:35.337
3 -	31.290	40.697	1:11.987 (1)	77.51		11:42:47.324
4 -	30.998	41.073	1:12.071 (2)	77.42	0.084	11:43:59.395
5 -	31.308	41.083	1:12.391	77.08	0.404	11:45:11.786
6 -	31.118	41.207	1:12.325	77.15	0.338	11:46:24.111
7 -	31.277	41.293	1:12.570	76.89	0.583	11:47:36.681
8 -	31.170	41.250	1:12.420	77.05	0.433	11:48:49.101
9 -	31.476	41.006	1:12.482	76.98	0.495	11:50:01.583
10 -	31.452	41.032	1:12.484	76.98	0.497	11:51:14.067
11 -	31.274	40.863	1:12.137	77.35	0.150	11:52:26.204
12 -	31.495	40.641	1:12.136 (3)	77.35	0.149	11:53:38.340
13 -	31.304	41.145	1:12.449	77.02	0.462	11:54:50.789
14 -	31.281	41.075	1:12.356	77.11	0.369	11:56:03.145

P20 66 PSSPREI Joe CARNELL			BMW 1000 - fortis motorsport			
IDEAL LAP TIME : 1:12.090		BEST LAP TIME : 1:12.181		DIFFERENCE : 0.091		
LAP	SECTOR 1	SECTOR 2	LAP TIME	MPH	DIFF	TIME OF DAY
1 -		42.049	1:19.757	69.96	7.576	11:40:21.841
2 -	31.310	40.954	1:12.264 (2)	77.21	0.083	11:41:34.105
3 -	31.340	40.841	1:12.181 (1)	77.30		11:42:46.286
4 -	31.310	40.977	1:12.287	77.19	0.106	11:43:58.573
5 -	31.249	41.079	1:12.328	77.14	0.147	11:45:10.901
6 -	31.267	41.003	1:12.270 (3)	77.21	0.089	11:46:23.171
7 -	31.796	41.105	1:12.901	76.54	0.720	11:47:36.072
8 -	31.270	41.284	1:12.554	76.90	0.373	11:48:48.626
9 -	31.367	41.243	1:12.610	76.84	0.429	11:50:01.236
10 -	31.629	42.013	1:13.642	75.77	1.461	11:51:14.878
11 -	31.579	41.685	1:13.264	76.16	1.083	11:52:28.142
12 -	31.803	41.798	1:13.601	75.81	1.420	11:53:41.743
13 -	32.437	42.588	1:15.025	74.37	2.844	11:54:56.768
14 -	32.762	43.066	1:15.828	73.58	3.647	11:56:12.596

P21 177 PREM Steve FRIZZELL			BMW 1000 -			
IDEAL LAP TIME : 1:13.433		BEST LAP TIME : 1:13.520		DIFFERENCE : 0.087		
LAP	SECTOR 1	SECTOR 2	LAP TIME	MPH	DIFF	TIME OF DAY
1 -		43.249	1:22.569	67.58	9.049	11:40:24.653
2 -	32.245	41.844	1:14.089	75.31	0.569	11:41:38.742
3 -	32.140	42.054	1:14.194	75.20	0.674	11:42:52.936
4 -	32.279	41.611	1:13.890 (3)	75.51	0.370	11:44:06.826
5 -	32.007	41.901	1:13.908	75.49	0.388	11:45:20.734
6 -	32.816	42.184	1:15.000	74.40	1.480	11:46:35.734
7 -	32.374	41.913	1:14.287	75.11	0.767	11:47:50.021
8 -	32.229	41.887	1:14.116	75.28	0.596	11:49:04.137
9 -	32.266	41.727	1:13.993	75.41	0.473	11:50:18.130
10 -	32.337	41.660	1:13.997	75.40	0.477	11:51:32.127
11 -	32.372	41.426	1:13.798 (2)	75.61	0.278	11:52:45.925
12 -	32.187	41.808	1:13.995	75.41	0.475	11:53:59.920
13 -	32.007	41.513	1:13.520 (1)	75.89		11:55:13.440

Weather / Track : Bright / Dry

Anglesey Coastal

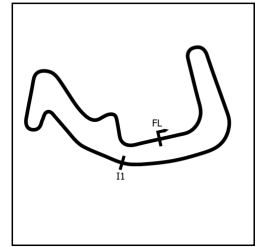
Circuit Length = 1.5500 miles

Start: 11:39 Flag 11:55 End: 11:56

No Limits Racing 2022 - Rnd 5 @ Anglesey

Pirelli Super Series 1000 supported by Premier 1000s

RACE 2 - SECTOR ANALYSIS



SECTOR 1 = FL to I1, SECTOR 2 = I1 to FL, DIFF = Difference To Personal Best Lap, P = Crossed Finish Line in Pit Lane, D = Time Disallowed

P22 191 PREM Dave NORTON			Suzuki 1000 -			
IDEAL LAP TIME : 1:13.445		BEST LAP TIME : 1:13.760	DIFFERENCE : 0.315			
LAP	SECTOR 1	SECTOR 2	LAP TIME	MPH	DIFF	TIME OF DAY
1 -		42.797	1:21.787	68.22	8.027	11:40:23.871
2 -	32.514	42.810	1:15.324	74.08	1.564	11:41:39.195
3 -	32.237	41.889	1:14.126	75.27	0.366	11:42:53.321
4 -	32.127	41.633	1:13.760 (1)	75.65		11:44:07.081
5 -	32.301	41.754	1:14.055	75.34	0.295	11:45:21.136
6 -	32.131	42.605	1:14.736	74.66	0.976	11:46:35.872
7 -	32.375	41.879	1:14.254	75.14	0.494	11:47:50.126
8 -	32.264	41.917	1:14.181	75.22	0.421	11:49:04.307
9 -	32.273	41.870	1:14.143	75.26	0.383	11:50:18.450
10 -	32.180	41.626	1:13.806 (2)	75.60	0.046	11:51:32.256
11 -	32.262	41.551	1:13.813 (3)	75.59	0.053	11:52:46.069
12 -	31.894	42.314	1:14.208	75.19	0.448	11:54:00.277
13 -	31.980	41.924	1:13.904	75.50	0.144	11:55:14.181

P23 121 PREM Liam THORNTON			Kawasaki 1000 - Thornton Racing			
IDEAL LAP TIME : 1:15.731		BEST LAP TIME : 1:15.869	DIFFERENCE : 0.138			
LAP	SECTOR 1	SECTOR 2	LAP TIME	MPH	DIFF	TIME OF DAY
1 -		43.272	1:22.920	67.29	7.051	11:40:25.004
2 -	33.260	42.664	1:15.924 (2)	73.49	0.055	11:41:40.928
3 -	33.554	42.744	1:16.298	73.13	0.429	11:42:57.226
4 -	33.342	42.584	1:15.926 (3)	73.49	0.057	11:44:13.152
5 -	33.309	42.867	1:16.176	73.25	0.307	11:45:29.328
6 -	33.312	42.557	1:15.869 (1)	73.54		11:46:45.197
7 -	33.613	43.266	1:16.879	72.58	1.010	11:48:02.076
8 -	33.673	43.117	1:16.790	72.66	0.921	11:49:18.866
9 -	33.833	43.295	1:17.128	72.34	1.259	11:50:35.994
10 -	33.342	43.104	1:16.446	72.99	0.577	11:51:52.440
11 -	33.174	43.335	1:16.509	72.93	0.640	11:53:08.949
12 -	33.197	42.807	1:16.004	73.41	0.135	11:54:24.953
13 -	33.484	43.187	1:16.671	72.77	0.802	11:55:41.624

P24 224 PREM Andrew Mark JONES			BMW 1000 - Eureka North Wales Ltd / Platinum Paint & Body			
IDEAL LAP TIME : 1:12.210		BEST LAP TIME : 1:12.210	DIFFERENCE : 0.000			
LAP	SECTOR 1	SECTOR 2	LAP TIME	MPH	DIFF	TIME OF DAY
1 -		42.512	1:20.413	69.39	8.203	11:40:22.497
2 -	31.980	41.375	1:13.355	76.06	1.145	11:41:35.852
3 -	31.703	41.316	1:13.019 (2)	76.41	0.809	11:42:48.871
4 -	31.360	40.850	1:12.210 (1)	77.27		11:44:01.081
5 -	31.724	41.530	1:13.254 (3)	76.17	1.044	11:45:14.335

P25 169 PREM Phil ABEL			Suzuki 1000 - Abels joinery			
IDEAL LAP TIME : 1:13.180		BEST LAP TIME : 1:13.180	DIFFERENCE : 0.000			
LAP	SECTOR 1	SECTOR 2	LAP TIME	MPH	DIFF	TIME OF DAY
1 -		42.633	1:21.202	68.71	8.022	11:40:23.286
2 -	31.932	41.625	1:13.557 (3)	75.86	0.377	11:41:36.843
3 -	31.905	41.275	1:13.180 (1)	76.25		11:42:50.023
4 -	32.238	41.316	1:13.554 (2)	75.86	0.374	11:44:03.577
5 -	32.374	IN PIT	1:19.525 P	70.16	6.345	11:45:23.102

Weather / Track : Bright / Dry

Anglesey Coastal

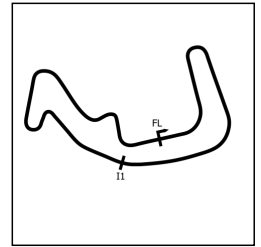
Circuit Length = 1.5500 miles

Start: 11:39 Flag 11:55 End: 11:56

No Limits Racing 2022 - Rnd 5 @ Anglesey

Pirelli Super Series 1000 supported by Premier 1000s

RACE 2 - SECTOR ANALYSIS



SECTOR 1 = FL to I1, SECTOR 2 = I1 to FL, DIFF = Difference To Personal Best Lap, P = Crossed Finish Line in Pit Lane, D = Time Disallowed

P26 21 PSS Ryan CRINGLE			Honda 1000 -			
IDEAL LAP TIME : 1:07.868		BEST LAP TIME : 1:07.884		DIFFERENCE : 0.016		
LAP	SECTOR 1	SECTOR 2	LAP TIME	MPH	DIFF	TIME OF DAY
1 -		39.216	1:11.817	77.69	3.933	11:40:13.901
2 -	30.238	38.580	1:08.818 (3)	81.08	0.934	11:41:22.719
3 -	29.631	38.253	1:07.884 (1)	82.19		11:42:30.603
4 -	29.615	38.601	1:08.216 (2)	81.79	0.332	11:43:38.819

P27 616 PREM Carl LEONARD			BMW 1000 -			
IDEAL LAP TIME : 1:14.477		BEST LAP TIME : 1:14.751		DIFFERENCE : 0.274		
LAP	SECTOR 1	SECTOR 2	LAP TIME	MPH	DIFF	TIME OF DAY
1 -		43.027	1:22.067 (2)	67.99	7.316	11:40:24.151
2 -	32.411	42.340	1:14.751 (1)	74.64		11:41:38.902
3 -	32.137	IN PIT	1:23.893 P	66.51	9.142	11:43:02.795

No Limits Racing 2022 - Rnd 5 @ Anglesey

Pirelli Super Series 1000 supported by Premier 1000s

RACE 2 - BEST SECTORS

SECTOR 1			SECTOR 2			IDEAL / BEST COMPARISON						
POS	NO	NAME	TIME	NO	NAME	TIME	POS	NO	NAME	IDEAL	BEST	DIFF
									PERFECT LAP	1:07.868		
1	21	CRINGLE	29.615	21	CRINGLE	38.253	1	21	CRINGLE	1:07.868	1:07.884	0.016
2	12	HEDGER	29.636	19	TALBOT	38.290	2	19	TALBOT	1:07.999	1:08.037	0.038
3	9	GRIGOR	29.665	9	GRIGOR	38.450	3	9	GRIGOR	1:08.115	1:08.135	0.020
4	31	COX	29.705	12	HEDGER	38.881	4	12	HEDGER	1:08.517	1:08.517	0.000
5	19	TALBOT	29.709	31	COX	39.056	5	31	COX	1:08.761	1:08.838	0.077
6	47	MURTAGH	30.140	260	COOPER	39.336	6	260	COOPER	1:09.500	1:09.542	0.042
7	260	COOPER	30.164	26	MOORE	39.384	7	26	MOORE	1:09.681	1:09.690	0.009
8	88	DALEY	30.212	57	SKELDING	39.399	8	88	DALEY	1:09.722	1:09.847	0.125
9	26	MOORE	30.297	60	RILEY	39.508	9	57	SKELDING	1:09.772	1:09.838	0.066
10	1	LODGE	30.309	88	DALEY	39.510	10	47	MURTAGH	1:09.919	1:10.188	0.269
11	57	SKELDING	30.373	1	LODGE	39.672	11	1	LODGE	1:09.981	1:10.232	0.251
12	60	RILEY	30.489	47	MURTAGH	39.779	12	60	RILEY	1:09.997	1:10.003	0.006
13	17	FRICKER	30.575	67	MCFARLANE	40.084	13	67	MCFARLANE	1:10.857	1:10.916	0.059
14	4	HARRISON	30.700	83	SIGGS	40.237	14	17	FRICKER	1:10.877	1:10.886	0.009
15	67	MCFARLANE	30.773	17	FRICKER	40.302	15	4	HARRISON	1:11.279	1:11.439	0.160
16	118	COUGHLAN	30.998	155	MAJOR-BIRD	40.445	16	83	SIGGS	1:11.400	1:11.400	0.000
17	508	MCFADDEN	31.023	508	MCFADDEN	40.528	17	155	MAJOR-BIRD	1:11.533	1:11.663	0.130
18	77	PATTINSON	31.063	4	HARRISON	40.579	18	508	MCFADDEN	1:11.551	1:11.893	0.342
19	155	MAJOR-BIRD	31.088	118	COUGHLAN	40.641	19	118	COUGHLAN	1:11.639	1:11.987	0.348
20	83	SIGGS	31.163	66	CARNELL	40.841	20	77	PATTINSON	1:11.932	1:12.097	0.165
21	66	CARNELL	31.249	224	JONES	40.850	21	66	CARNELL	1:12.090	1:12.181	0.091
22	224	JONES	31.360	77	PATTINSON	40.869	22	224	JONES	1:12.210	1:12.210	0.000
23	191	NORTON	31.894	169	ABEL	41.275	23	169	ABEL	1:13.180	1:13.180	0.000
24	169	ABEL	31.905	177	FRIZZELL	41.426	24	177	FRIZZELL	1:13.433	1:13.520	0.087
25	177	FRIZZELL	32.007	191	NORTON	41.551	25	191	NORTON	1:13.445	1:13.760	0.315
26	616	LEONARD	32.137	616	LEONARD	42.340	26	616	LEONARD	1:14.477	1:14.751	0.274
27	121	THORNTON	33.174	121	THORNTON	42.557	27	121	THORNTON	1:15.731	1:15.869	0.138

Weather / Track : Bright / Dry

Results can be found at www.tsl-timing.com

Anglesey Coastal

Circuit Length = 1.5500 miles

Start: 11:39 Flag 11:55 End: 11:56

Printed - 11:59 Saturday, 09 July 2022

No Limits Racing 2022 - Rnd 5 @ Anglesey

Pirelli Super Series 1000 supported by Premier 1000s

RACE 2 - STATISTICS

Competitors Started 27
Planned Start 2022-07-09 @ 11:35:00.000
Actual Start 2022-07-09 @ 11:39:02.084
Finish Time 2022-07-09 @ 11:55:07.581
Track Length 1.5500mi.
Total Laps 336
Total Distance Covered 520.8035mi.

Session Fastest Lap History

NO	CL	NAME	LAP TIME	TIME OF DAY	LAP	VEHICLE
9	PSS	Callum GRIGOR	1:11.701	11:40:13.820	1	Kawasaki 1000
9	PSS	Callum GRIGOR	1:08.293	11:41:22.112	2	Kawasaki 1000
9	PSS	Callum GRIGOR	1:08.135	11:42:30.247	3	Kawasaki 1000
21	PSS	Ryan CRINGLE	1:07.884	11:42:30.648	3	Honda 1000

Session Leader History

NO	CL	NAME	FROM LAP	LAPS LED	DISTANCE	VEHICLE
9	PSS	Callum GRIGOR	1	9	13.95 miles	Kawasaki 1000
19	PSS	Joe TALBOT	10	5	7.75 miles	Kawasaki 1000

Flag History

TYPE	TIME OF DAY
GREEN	11:39:02.084
FINISH	11:55:07.581

Flag Statistics

TYPE	COUNT	TOTAL LAPS	TOTAL TIME
Green	1	14	17:13.707
Red	0	0	0.000
Safety Car	0	0	0.000
FCY	0	0	0.000

Weather / Track : Bright / Dry

No Limits Racing 2022 - Rnd 5 @ Anglesey

Pirelli Super Series 1000 supported by Premier 1000s

RACE 2 - STATISTICS

CLASS : PREM

10 Starters

Fastest Lap History

NO	NAME	LAP TIME	TIME OF DAY	LAP	VEHICLE
60	Oliver RILEY	1:14.886	11:40:16.985	1	Kawasaki 1000
60	Oliver RILEY	1:11.511	11:41:28.496	2	Kawasaki 1000
17	Damien FRICKER	1:11.049	11:41:30.759	2	Aprilia 1100
60	Oliver RILEY	1:10.570	11:42:39.067	3	Kawasaki 1000
60	Oliver RILEY	1:10.454	11:43:49.520	4	Kawasaki 1000
60	Oliver RILEY	1:10.187	11:44:59.707	5	Kawasaki 1000
60	Oliver RILEY	1:10.157	11:46:09.863	6	Kawasaki 1000
60	Oliver RILEY	1:10.003	11:54:27.400	13	Kawasaki 1000

Leader History

NO	NAME	FROM LAP	LAPS LED	DISTANCE	VEHICLE
60	Oliver RILEY	1	14	21.70 miles	Kawasaki 1000

No Limits Racing 2022 - Rnd 5 @ Anglesey

Pirelli Super Series 1000 supported by Premier 1000s

RACE 2 - STATISTICS

CLASS : PSS

10 Starters

Fastest Lap History

NO	NAME	LAP TIME	TIME OF DAY	LAP	VEHICLE
9	Callum GRIGOR	1:11.701	11:40:13.820	1	Kawasaki 1000
9	Callum GRIGOR	1:08.293	11:41:22.112	2	Kawasaki 1000
9	Callum GRIGOR	1:08.135	11:42:30.247	3	Kawasaki 1000
21	Ryan CRINGLE	1:07.884	11:42:30.648	3	Honda 1000

Leader History

NO	NAME	FROM LAP	LAPS LED	DISTANCE	VEHICLE
9	Callum GRIGOR	1	9	13.95 miles	Kawasaki 1000
19	Joe TALBOT	10	5	7.75 miles	Kawasaki 1000

Weather / Track : Bright / Dry

Results can be found at www.tsl-timing.com

Page 3 of 4

Anglesey Coastal
Circuit Length = 1.5500 miles
Start: 11:39 Flag 11:55 End: 11:56

Printed - 11:59 Saturday, 09 July 2022

No Limits Racing 2022 - Rnd 5 @ Anglesey

Pirelli Super Series 1000 supported by Premier 1000s

RACE 2 - STATISTICS

CLASS : PSSPREM

7 Starters

Fastest Lap History

NO	NAME	LAP TIME	TIME OF DAY	LAP	VEHICLE
47	Liam MURTAGH	1:16.579	11:40:18.679	1	Kawasaki 1000
47	Liam MURTAGH	1:10.275	11:41:28.954	2	Kawasaki 1000
47	Liam MURTAGH	1:10.210	11:45:00.514	5	Kawasaki 1000
47	Liam MURTAGH	1:10.188	11:47:20.973	7	Kawasaki 1000

Leader History

NO	NAME	FROM LAP	LAPS LED	DISTANCE	VEHICLE
47	Liam MURTAGH	1	14	21.70 miles	Kawasaki 1000



Pirelli Super Series 1000

	EVENT →	TOTAL	GAP	DIFF	Rnd 1			Rnd 2			Rnd 3			Rnd 4			Rnd 5			Rnd 6			Rnd 7			Rnd 8			Wins	Seconds	Thirds
					1	2	3	1	2	3	1	2	3	1	2	3	1	2	3	1	2	3	1	2	3	1	2	3			
1	Joe TALBOT	203			11	10	13	25	9	25	20	20	20	25		25													4	3	0
2	Callum GRIGOR	182	21		8	9	9	16	20	16	9	8	11	16	20	20	20												0	4	3
3	Joe MOORE	114	89	68	6	3	5	13	13	13	5	6	8	10	11	8	13												0	0	0
4	Craig NEVE	105	98	9	16	13	11	20	25	20																		1	2	1	
5	Tom NORTON	79	124	26							13	13	13	13	16	11													0	0	1
6	James LODGE	78	125	1										20	25	25	8												2	1	0
7	Ryan COOPER	78	125	0	3	5		8	11	7	9	6	9	9	10	10													0	0	0
8	David ALLINGHAM	75	128	3	25	25	25																						3	0	0
9	Richard KERR	75	128	0						25	25	25																	3	0	0
10	Liam MURTAGH	64	139	11	4	2	1	4	7	6	4	4	7	9	9	7													0	0	0
11	James SKELDING	64	139	0	1	4	1	6		2	5		8	10	16	11													0	0	1
12	Shaun WINFIELD	60	143	4	20	20	20																						0	3	0
13	Ben LUXTON	59	144	1	13	16				10	10	10																	0	0	1
14	Ash BEECH	48	155	11						16	16	16																	0	0	3
15	Michael EVANS	41	162	7		8	8	16	9																				0	0	1
16	Scott MCFARLANE	41	162	0		3	7	5	4	3	4	3	4	7	2	6													0	0	0
17	Daniel STAMPER	37	166	4									11	13	13														0	0	0
18	Jake MAJOR-BIRD	35	168	2			2	1	4	1		3	5	8	7	4													0	0	0
19	Nathan HARRISON	33	170	2	9	8	16																						0	0	1
20	Kade VERWEY	32	171	1	10	11				11																			0	0	0
21	Peter BAKER	31	172	1			11	10	10																				0	0	0
22	Sam MIDDLEMAS	24	179	7					8	7	9																		0	0	0
23	Richie HARRISON	24	179	0				1		5	3	6	4	5															0	0	0
24	Sam COX	24	179	0		2	6								16														0	0	1
25	Ryan CRINGLE	23	180	1	7	6	10																						0	0	0
26	Josh DALEY	23	180	0		7	7								9														0	0	0
27	Paul JORDAN	21	182	2			10	11																					0	0	0
28	Mark PATTINSON	21	182	0			3	8					2	6	2														0	0	0
29	Joe CARNELL	16	187	5			6	5	2			2			1														0	0	0
30	Andrew FISHER	15	188	1				6		2	7																		0	0	0
31	Zac OULTRAM	14	189	1	2		5			1		1	5																0	0	0
32	Daniel BOUCHER	12	191	2		3	9																						0	0	0
33	Martin PLATT	12	191	0			4	2	3	3																			0	0	0
34	Jonathan RAILTON	11	192	1					11																				0	0	0
35	Stuart PAYNE	11	192	0									6	5															0	0	0
36	Daniel MCFADDEN	11	192	0						1			4	3	3														0	0	0
37	Stephen DRAPER	10	193	1	5	1	4																						0	0	0
38	Martin MORRIS	7	196	3			7																						0	0	0



	TOTAL	GAP	DIFF	EVENT →			Rnd 1	Rnd 2	Rnd 3	Rnd 4	Rnd 5	Rnd 6	Rnd 7	Rnd 8	Wins	Seconds	Thirds															
							1	2	3	1	2	3	1	2				3	1	2	3											
							19th/20th March Silverstone National			9th/10th April Snetterton 300			7th/8th May Donington Park National					11th/12th June Croft			9th/10th July Anglesey Coastal			30th July Brands Hatch Indy 31st July Brands Hatch GP			3rd/4th September Cadwell Park			8th/9th October Donington Park GP		
1	Liam MURTAGH	265			25	20	20	8	11	20	25	25	11	25	25	25	25												7	3	0	
2	Damien FRICKER	227	38					25	25	25	20	20	25	20	11	11	20													5	4	0
3	Scott MCFARLANE	165	100	62	20	11	16	13	20	11	16	16		9	10	7	16													0	2	4
4	Jake MAJOR-BIRD	144	121	21	9	8	13	11	8	10	8	7	10	13	20	16	11													0	1	1
5	Jason SIGGS	126	139	18			16	11	10	7	16	9	11	13	10	13	10													0	0	2
6	Mark PATTINSON	119	146	7	13	13	10	7	10	25	3	3	7	7		13	8													1	0	0
7	Joe CARNELL	109	156	10	11	10	9	20	13	8	7	10	9	6			6													0	1	0
8	John COUGHLAN	102	163	7	6	5	6	9	16	13	10	13		4	7	6	7													0	0	1
9	Richie HARRISON	101	164	1	8	7	7	6	6	7	5		16	8	9	9	13													0	0	1
10	Daniel MCFADDEN	49	216	52							6	9	8	3	6	8	9													0	0	0
11	Martin PLATT	47	218	2				16	9	9	13																			0	0	1
12	Grant WHITFIELD	47	218	0										11	16	20														0	1	1
13	Julian TILLOTSON	42	223	5	10	9	8	4	5	6																				0	0	0
14	Andrew STOCKDALE	34	231	8	5	6	5			4		5	4	5																0	0	0
15	Phil ABEL	32	233	2	4	3		5	3	2		4		2	5	4														0	0	0
16	Steve FRIZZELL	29	236	3	2	2	4		2	1	1	2	3		4	3	5													0	0	0
17	Stuart PAYNE	26	239	3										16		10														0	0	1
18	David HEWSON	22	243	4				3	4	3		6	6																	0	0	0
19	Oliver RILEY	20	245	2									20																	0	1	0
20	Adrian AVERRE	17	248	3							4	8	5																	0	0	0
21	Mark GOODINGS	16	249	1	16																									0	0	1
22	Carl LEONARD	12	253	4					5	2					5															0	0	0
23	Andrew WILLIAMS	11	254	1	7	4																								0	0	0
24	Peter ECCLES	11	254	0						11																				0	0	0
25	Liam MARCHANT	8	257	3											8															0	0	0
26	Liam THORNTON	5	260	3							2						3													0	0	0
27	Dave NORTON	4	261	1											4															0	0	0
28	Steven LEWIS	3	262	1	3																									0	0	0
29	Dave JACKSON	1	264	2							1																			0	0	0
30	Martin BEECHAM	1	264	0									1																	0	0	0

No Limits Racing 2022 - Rnd 5 @ Anglesey

Pirelli Super Series 1000 supported by Premier 1000s

RACE 9 - GRID (15 Laps)



ROW 9	25	1:13.760	191 Dave NORTON	26	1:14.751	616 Carl LEONARD	27	1:15.869	121 Liam THORNTON		
ROW 8			22	1:12.210	224 Andrew Mark JONES	23	1:13.180	169 Phil ABEL	24	1:13.520	177 Steve FRIZZELL
ROW 7	19	1:11.987	118 John COUGHLAN	20	1:12.097	77 Mark PATTINSON	21	1:12.181	66 Joe CARNELL		
ROW 6			16	1:11.439	4 Richie HARRISON	17	1:11.663	155 Jake MAJOR-BIRD	18	1:11.893	508 Daniel MCFADDEN
ROW 5	13	1:10.886	17 Damien FRICKER	14	1:10.916	67 Scott MCFARLANE	15	1:11.400	83 Jason SIGGS		
ROW 4			10	1:10.003	60 Oliver RILEY	11	1:10.188	47 Liam MURTAGH	12	1:10.232	1 Jonathan LODGE
ROW 3	7	1:09.690	26 Joe MOORE	8	1:09.838	57 James SKELDING	9	1:09.847	88 Josh DALEY		
ROW 2			4	1:08.517	12 Luke HEDGER	5	1:08.838	31 Sam COX	6	1:09.542	260 Ryan COOPER
ROW 1	1	1:07.884	21 Ryan CRINGLE	2	1:08.037	19 Joe TALBOT	3	1:08.135	9 Callum GRIGOR		
			Pole								

These results are provisional until the conclusion of any judicial and technical matters.

Anglesey Coastal
Circuit Length = 1.5500 miles

Clerk Of Course : Clare Neate

C. Neate

Digitally Approved at 12:38 Saturday, 09 July 2022

Stewards :

Timekeeper : Sam Jones

S. Jones

Digitally Approved at 12:01 Saturday, 09 July 2022

Results can be found at www.tsl-timing.com

Printed - 11:57 Saturday, 09 July 2022



No Limits Racing 2022 - Rnd 5 @ Anglesey

Pirelli Super Series 1000 supported by Premier 1000s

RACE 9 - CLASSIFICATION



POS	NO	CL	PIC NAME	ENTRY	LAPS	TIME	GAP	DIFF	MPH	BEST	ON
1	12	PSS	1 Luke HEDGER	Suzuki 1000 - Cheney payroll services	15	17:19.184			80.54	1:08.544	4
2	19	PSS	2 Joe TALBOT	Kawasaki 1000 - Warrington MOT Centre	15	17:19.635	0.451	0.451	80.50	1:08.162	7
3	21	PSS	3 Ryan CRINGLE	Honda 1000 -	15	17:20.022	0.838	0.387	80.47	1:08.491	7
4	88	PSS	4 Josh DALEY	Kawasaki 1000 -	15	17:22.075	2.891	2.053	80.32	1:08.657	7
5	9	PSS	5 Callum GRIGOR	Kawasaki 1000 - Kirkcaldy Kawasaki - Advanced Hc	15	17:23.719	4.535	1.644	80.19	1:08.469	7
6	57	PSS	6 James SKELDING	Kawasaki 1000 - Bilstein / Spencer & Sons / Power	15	17:32.827	13.643	9.108	79.50	1:09.002	3
7	260	PSS	7 Ryan COOPER	Suzuki 1000 -	15	17:33.264	14.080	0.437	79.46	1:09.010	4
8	26	PSS	8 Joe MOORE	Suzuki 1000 - Clear Line Racing	15	17:33.644	14.460	0.380	79.43	1:09.027	2
9	31	PSS	9 Sam COX	BMW 1000 - Sam Cox Racing	15	17:34.196	15.012	0.552	79.39	1:09.162	3
10	17	PREM	1 Damien FRICKER	Aprilia 1100 - Autotrilogy.com	15	17:41.432	22.248	7.236	78.85	1:09.477	5
11	60	PREM	2 Oliver RILEY	Kawasaki 1000 - MODA Contracting	15	17:43.243	24.059	1.811	78.72	1:09.610	4
12	47	PSSPREM	1 Liam MURTAGH	Kawasaki 1000 - Lady Lodge Systems, Corby Kawa	15	17:50.876	31.692	7.633	78.16	1:10.148	4
13	67	PSSPREM	2 Scott MCFARLANE	BMW 1000 - Fortis Racing / HM Racing / Absolut5 /	15	17:51.759	32.575	0.883	78.09	1:10.203	3
14	4	PSSPREM	3 Richie HARRISON	Kawasaki 1000 - RAP Racing	15	18:01.258	42.074	9.499	77.41	1:10.991	2
15	155	PSSPREM	4 Jake MAJOR-BIRD	Suzuki 1000 - premier KIA - www.premier-car.co.uk	15	18:01.450	42.266	0.192	77.39	1:11.064	2
16	77	PSSPREM	5 Mark PATTINSON	Suzuki 1000 - M Pattinson Joinery	15	18:05.607	46.423	4.157	77.10	1:11.390	3
17	118	PREM	3 John COUGHLAN	Aprilia 1100 - BIKERSWORLD LTD	15	18:18.944	59.760	13.337	76.16	1:11.845	4
18	169	PREM	4 Phil ABEL	Suzuki 1000 - Abels joinery	15	18:19.178	59.994	0.234	76.14	1:11.896	12
19	508	PSSPREM	6 Daniel MCFADDEN	Yamaha 1000 - Sycamore Yamaha	15	18:19.732	1:00.548	0.554	76.10	1:12.118	6
20	66	PSSPREM	7 Joe CARNELL	BMW 1000 - fortis motorsport	15	18:25.732	1:06.548	6.000	75.69	1:11.330	4
21	191	PREM	5 Dave NORTON	Suzuki 1000 -	15	18:28.570	1:09.386	2.838	75.50	1:12.777	14
22	177	PREM	6 Steve FRIZZELL	BMW 1000 -	15	18:30.668	1:11.484	2.098	75.36	1:12.523	14
23	121	PREM	7 Liam THORNTON	Kawasaki 1000 - Thornton Racing	14	17:45.887	1 Lap	1 Lap	73.29	1:14.666	6

NOT CLASSIFIED

DNF	224	PREM	Andrew Mark JONES	BMW 1000 - Eureka North Wales Ltd / Platinum Pai	6	7:31.010	9 Laps	8 Laps	74.23	1:13.210	2
-----	-----	------	-------------------	--	---	----------	--------	--------	-------	----------	---

FASTEST LAP

19	PSS	Joe TALBOT	Kawasaki 1000 - Warrington MOT Centre	7	1:08.162	81.86 mph	131.74 kph
17	PREM	Damien FRICKER	Aprilia 1100 - Autotrilogy.com	5	1:09.477	80.31 mph	129.25 kph
47	PSSPREM	Liam MURTAGH	Kawasaki 1000 - Lady Lodge Systems, Corby Kawa	4	1:10.148	79.54 mph	128.01 kph

Class PSS - 92.5% of Race Speed = 74.49 mph
 Class PREM - 92.5% of Race Speed = 72.93 mph
 Class PSSPREM - 92.5% of Race Speed = 72.29 mph

Race Distance: 15 Laps / 23.25 miles

Anglesey Coastal: 1.5500 miles

Date: 10/07/2022 Start: 09:51 Finish: 10:08

Weather / Track : Bright / Dry

These results are provisional until the conclusion of any judicial and technical matters.

Clerk Of Course : Clare Neate C. Neate Digitally Approved at 10:26 Sunday, 10 July 2022	Stewards :	Timekeeper : Sam Jones S. Jones Digitally Approved at 10:19 Sunday, 10 July 2022
---	------------	--

Results can be found at www.tsl-timing.com

Printed - 10:14 Sunday, 10 July 2022

No Limits Racing 2022 - Rnd 5 @ Anglesey

Pirelli Super Series 1000 supported by Premier 1000s

RACE 9 - LAP CHART

9	2.869	1:09.642	77	46.423	1:11.914
88	3.008	1:09.641	118	59.760	1:13.313
121	1 Lap	1:14.961	169	59.994	1:12.749
57	11.560	1:09.832	508	1:00.548	1:12.379
260	11.672	1:10.300	66	1:06.548	1:16.566
31	11.835	1:10.014	191	1:09.386	1:13.286
26	12.161	1:10.196	177	1:11.484	1:13.185
17	17.967	1:10.377			
60	19.821	1:11.811			
47	25.877	1:11.309			
67	27.510	1:11.441			
4	36.878	1:11.594			
155	37.059	1:11.464			
77	40.311	1:11.630			
118	51.592	1:13.056			
66	51.891	1:16.229			
169	52.046	1:12.724			
508	52.237	1:13.317			
191	1:01.575	1:12.992			
177	1:04.028	1:13.509			

LAP 14 @ 10:07:48.879

NO	BEHIND	LAP TIME
12		1:08.787
21	0.792	1:09.217
19	1.002	1:08.705
88	3.305	1:09.084
9	4.075	1:09.993
57	13.186	1:10.413
260	13.345	1:10.460
31	13.705	1:10.657
26	13.927	1:10.553
121	1 Lap	1:18.539
17	20.063	1:10.883
60	22.134	1:11.100
47	28.667	1:11.577
67	30.169	1:11.446
4	39.707	1:11.616
155	40.015	1:11.743
77	43.974	1:12.450
118	55.912	1:13.107
169	56.710	1:13.451
508	57.634	1:14.184
66	59.447	1:16.343
191	1:05.565	1:12.777
177	1:07.764	1:12.523

LAP 15 @ 10:08:58.344

NO	BEHIND	LAP TIME
12		1:09.465
19	0.451	1:08.914
21	0.838	1:09.511
88	2.891	1:09.051
9	4.535	1:09.925
57	13.643	1:09.922
260	14.080	1:10.200
26	14.460	1:09.998
31	15.012	1:10.772
17	22.248	1:11.650
60	24.059	1:11.390
121	1 Lap	1:16.249
47	31.692	1:12.490
67	32.575	1:11.871
4	42.074	1:11.832
155	42.266	1:11.716

Weather / Track : Bright / Dry

Results can be found at www.tsl-timing.com

Page 2 of 2

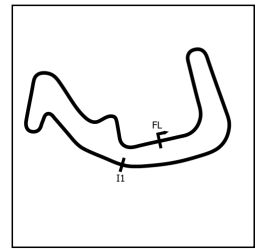
Anglesey Coastal: 1.5500 miles
Date: 10/07/2022 Start: 09:51 Finish: 10:08

Printed - 10:13 Sunday, 10 July 2022

No Limits Racing 2022 - Rnd 5 @ Anglesey

Pirelli Super Series 1000 supported by Premier 1000s

RACE 9 - SECTOR ANALYSIS



SECTOR 1 = FL to I1, SECTOR 2 = I1 to FL, DIFF = Difference To Personal Best Lap, P = Crossed Finish Line in Pit Lane, D = Time Disallowed

P1		12 PSS		Luke HEDGER		Suzuki 1000 - Cheney payroll services	
IDEAL LAP TIME : 1:08.356		BEST LAP TIME : 1:08.544		DIFFERENCE : 0.188			
LAP	SECTOR 1	SECTOR 2	LAP TIME	MPH	DIFF	TIME OF DAY	
1 -		39.004	1:12.308	77.16	3.764	09:52:51.468	
2 -	29.490	39.181	1:08.671 (3)	81.25	0.127	09:54:00.139	
3 -	29.702	39.107	1:08.809	81.09	0.265	09:55:08.948	
4 -	29.387	39.157	1:08.544 (1)	81.40		09:56:17.492	
5 -	30.015	39.356	1:09.371	80.43	0.827	09:57:26.863	
6 -	29.591	38.969	1:08.560 (2)	81.38	0.016	09:58:35.423	
7 -	29.730	38.978	1:08.708	81.21	0.164	09:59:44.131	
8 -	29.904	39.301	1:09.205	80.63	0.661	10:00:53.336	
9 -	29.792	39.621	1:09.413	80.38	0.869	10:02:02.749	
10 -	30.049	39.274	1:09.323	80.49	0.779	10:03:12.072	
11 -	29.719	39.409	1:09.128	80.72	0.584	10:04:21.200	
12 -	30.221	39.500	1:09.721	80.03	1.177	10:05:30.921	
13 -	30.030	39.141	1:09.171	80.67	0.627	10:06:40.092	
14 -	29.793	38.994	1:08.787	81.12	0.243	10:07:48.879	
15 -	30.009	39.456	1:09.465	80.32	0.921	10:08:58.344	

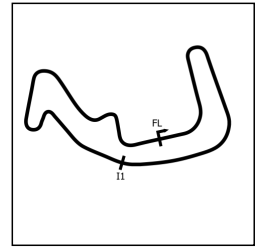
P2		19 PSS		Joe TALBOT		Kawasaki 1000 - Warrington MOT Centre	
IDEAL LAP TIME : 1:07.995		BEST LAP TIME : 1:08.162		DIFFERENCE : 0.167			
LAP	SECTOR 1	SECTOR 2	LAP TIME	MPH	DIFF	TIME OF DAY	
1 -		39.751	1:12.926	76.51	4.764	09:52:52.086	
2 -	30.159	38.790	1:08.949	80.92	0.787	09:54:01.035	
3 -	29.706	38.579	1:08.285 (2)	81.71	0.123	09:55:09.320	
4 -	29.531	38.779	1:08.310 (3)	81.68	0.148	09:56:17.630	
5 -	30.042	38.564	1:08.606	81.33	0.444	09:57:26.236	
6 -	29.620	38.722	1:08.342	81.64	0.180	09:58:34.578	
7 -	29.698	38.464	1:08.162 (1)	81.86		09:59:42.740	
8 -	29.815	38.991	1:08.806	81.09	0.644	10:00:51.546	
9 -	29.846	38.692	1:08.538	81.41	0.376	10:02:00.084	
10 -	29.732	45.247	1:14.979	74.42	6.817	10:03:15.063	
11 -	29.765	38.642	1:08.407	81.57	0.245	10:04:23.470	
12 -	30.073	39.058	1:09.131	80.71	0.969	10:05:32.601	
13 -	29.842	38.733	1:08.575	81.37	0.413	10:06:41.176	
14 -	29.759	38.946	1:08.705	81.21	0.543	10:07:49.881	
15 -	29.871	39.043	1:08.914	80.97	0.752	10:08:58.795	

P3		21 PSS		Ryan CRINGLE		Honda 1000 -	
IDEAL LAP TIME : 1:08.375		BEST LAP TIME : 1:08.491		DIFFERENCE : 0.116			
LAP	SECTOR 1	SECTOR 2	LAP TIME	MPH	DIFF	TIME OF DAY	
1 -		39.123	1:11.867	77.64	3.376	09:52:51.027	
2 -	29.847	38.952	1:08.799 (3)	81.10	0.308	09:53:59.826	
3 -	29.897	38.865	1:08.762 (2)	81.15	0.271	09:55:08.588	
4 -	29.799	39.750	1:09.549	80.23	1.058	09:56:18.137	
5 -	29.741	39.267	1:09.008	80.86	0.517	09:57:27.145	
6 -	29.564	39.826	1:09.390	80.41	0.899	09:58:36.535	
7 -	29.510	38.981	1:08.491 (1)	81.47		09:59:45.026	
8 -	29.593	39.208	1:08.801	81.10	0.310	10:00:53.827	
9 -	29.912	39.142	1:09.054	80.80	0.563	10:02:02.881	
10 -	30.142	39.315	1:09.457	80.33	0.966	10:03:12.338	
11 -	29.659	39.430	1:09.089	80.76	0.598	10:04:21.427	
12 -	29.892	39.672	1:09.564	80.21	1.073	10:05:30.991	
13 -	30.100	39.363	1:09.463	80.33	0.972	10:06:40.454	
14 -	29.672	39.545	1:09.217	80.61	0.726	10:07:49.671	
15 -	30.018	39.493	1:09.511	80.27	1.020	10:08:59.182	

No Limits Racing 2022 - Rnd 5 @ Anglesey

Pirelli Super Series 1000 supported by Premier 1000s

RACE 9 - SECTOR ANALYSIS



SECTOR 1 = FL to I1, SECTOR 2 = I1 to FL, DIFF = Difference To Personal Best Lap, P = Crossed Finish Line in Pit Lane, D = Time Disallowed

P4 88 PSS Josh DALEY		Kawasaki 1000 -				
IDEAL LAP TIME : 1:08.601		BEST LAP TIME : 1:08.657		DIFFERENCE : 0.056		
LAP	SECTOR 1	SECTOR 2	LAP TIME	MPH	DIFF	TIME OF DAY
1 -		39.841	1:14.228	75.17	5.571	09:52:53.388
2 -	29.808	39.963	1:09.771	79.97	1.114	09:54:03.159
3 -	29.748	39.171	1:08.919	80.96	0.262	09:55:12.078
4 -	29.792	39.206	1:08.998	80.87	0.341	09:56:21.076
5 -	29.843	38.915	1:08.758 (3)	81.15	0.101	09:57:29.834
6 -	29.707	39.253	1:08.960	80.91	0.303	09:58:38.794
7 -	29.686	38.971	1:08.657 (1)	81.27		09:59:47.451
8 -	29.750	39.565	1:09.315	80.50	0.658	10:00:56.766
9 -	30.031	39.509	1:09.540	80.24	0.883	10:02:06.306
10 -	29.874	39.247	1:09.121	80.72	0.464	10:03:15.427
11 -	29.691	38.972	1:08.663 (2)	81.26	0.006	10:04:24.090
12 -	29.825	39.544	1:09.369	80.43	0.712	10:05:33.459
13 -	29.849	39.792	1:09.641	80.12	0.984	10:06:43.100
14 -	29.824	39.260	1:09.084	80.77	0.427	10:07:52.184
15 -	29.830	39.221	1:09.051	80.81	0.394	10:09:01.235

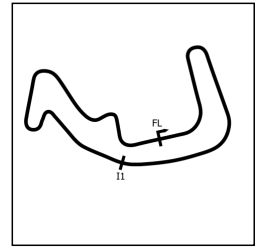
P5 9 PSS Callum GRIGOR		Kawasaki 1000 - Kirkcaldy Kawasaki - Advanced Hot Tubs Cent				
IDEAL LAP TIME : 1:08.362		BEST LAP TIME : 1:08.469		DIFFERENCE : 0.107		
LAP	SECTOR 1	SECTOR 2	LAP TIME	MPH	DIFF	TIME OF DAY
1 -		39.169	1:12.689	76.76	4.220	09:52:51.849
2 -	29.561	39.417	1:08.978	80.89	0.509	09:54:00.827
3 -	29.704	39.183	1:08.887	81.00	0.418	09:55:09.714
4 -	29.865	38.801	1:08.666 (3)	81.26	0.197	09:56:18.380
5 -	29.900	39.253	1:09.153	80.69	0.684	09:57:27.533
6 -	29.621	38.882	1:08.503 (2)	81.45	0.034	09:58:36.036
7 -	29.631	38.838	1:08.469 (1)	81.49		09:59:44.505
8 -	29.843	39.310	1:09.153	80.69	0.684	10:00:53.658
9 -	29.781	41.574	1:11.355	78.20	2.886	10:02:05.013
10 -	30.093	39.272	1:09.365	80.44	0.896	10:03:14.378
11 -	29.911	39.076	1:08.987	80.88	0.518	10:04:23.365
12 -	30.378	39.576	1:09.954	79.76	1.485	10:05:33.319
13 -	29.873	39.769	1:09.642	80.12	1.173	10:06:42.961
14 -	30.290	39.703	1:09.993	79.72	1.524	10:07:52.954
15 -	30.167	39.758	1:09.925	79.80	1.456	10:09:02.879

P6 57 PSS James SKELDING		Kawasaki 1000 - Bilstein / Spencer & Sons / Power Tool Rentals				
IDEAL LAP TIME : 1:08.769		BEST LAP TIME : 1:09.002		DIFFERENCE : 0.233		
LAP	SECTOR 1	SECTOR 2	LAP TIME	MPH	DIFF	TIME OF DAY
1 -		40.121	1:14.596	74.80	5.594	09:52:53.756
2 -	29.942	40.188	1:10.130	79.56	1.128	09:54:03.886
3 -	29.898	39.104	1:09.002 (1)	80.86		09:55:12.888
4 -	30.278	38.894	1:09.172 (3)	80.66	0.170	09:56:22.060
5 -	29.996	39.160	1:09.156 (2)	80.68	0.154	09:57:31.216
6 -	29.875	40.319	1:10.194	79.49	1.192	09:58:41.410
7 -	30.575	39.539	1:10.114	79.58	1.112	09:59:51.524
8 -	30.173	39.431	1:09.604	80.16	0.602	10:01:01.128
9 -	30.410	39.675	1:10.085	79.61	1.083	10:02:11.213
10 -	30.420	39.771	1:10.191	79.49	1.189	10:03:21.404
11 -	30.227	40.080	1:10.307	79.36	1.305	10:04:31.711
12 -	30.179	39.930	1:10.109	79.59	1.107	10:05:41.820
13 -	30.322	39.510	1:09.832	79.90	0.830	10:06:51.652
14 -	30.690	39.723	1:10.413	79.24	1.411	10:08:02.065
15 -	30.681	39.241	1:09.922	79.80	0.920	10:09:11.987

No Limits Racing 2022 - Rnd 5 @ Anglesey

Pirelli Super Series 1000 supported by Premier 1000s

RACE 9 - SECTOR ANALYSIS



SECTOR 1 = FL to I1, SECTOR 2 = I1 to FL, DIFF = Difference To Personal Best Lap, P = Crossed Finish Line in Pit Lane, D = Time Disallowed

P7 260 PSS Ryan COOPER		Suzuki 1000 -				
IDEAL LAP TIME : 1:08.813		BEST LAP TIME : 1:09.010		DIFFERENCE : 0.197		
LAP	SECTOR 1	SECTOR 2	LAP TIME	MPH	DIFF	TIME OF DAY
1 -		39.976	1:14.691	74.70	5.681	09:52:53.851
2 -	30.152	39.412	1:09.564	80.21	0.554	09:54:03.415
3 -	29.586	39.514	1:09.100 (2)	80.75	0.090	09:55:12.515
4 -	29.783	39.227	1:09.010 (1)	80.85		09:56:21.525
5 -	29.895	39.472	1:09.367 (3)	80.44	0.357	09:57:30.892
6 -	30.049	39.801	1:09.850	79.88	0.840	09:58:40.742
7 -	30.164	39.558	1:09.722	80.03	0.712	09:59:50.464
8 -	30.276	39.834	1:10.110	79.58	1.100	10:01:00.574
9 -	30.214	40.101	1:10.315	79.35	1.305	10:02:10.889
10 -	30.144	39.822	1:09.966	79.75	0.956	10:03:20.855
11 -	30.361	40.123	1:10.484	79.16	1.474	10:04:31.339
12 -	30.185	39.940	1:10.125	79.57	1.115	10:05:41.464
13 -	30.167	40.133	1:10.300	79.37	1.290	10:06:51.764
14 -	30.836	39.624	1:10.460	79.19	1.450	10:08:02.224
15 -	30.281	39.919	1:10.200	79.48	1.190	10:09:12.424

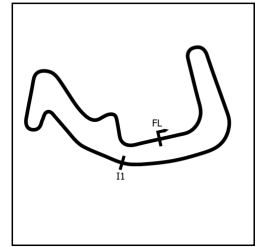
P8 26 PSS Joe MOORE		Suzuki 1000 - Clear Line Racing				
IDEAL LAP TIME : 1:08.971		BEST LAP TIME : 1:09.027		DIFFERENCE : 0.056		
LAP	SECTOR 1	SECTOR 2	LAP TIME	MPH	DIFF	TIME OF DAY
1 -		39.842	1:13.956	75.45	4.929	09:52:53.116
2 -	30.005	39.022	1:09.027 (1)	80.83		09:54:02.143
3 -	29.949	39.104	1:09.053 (2)	80.80	0.026	09:55:11.196
4 -	29.997	39.747	1:09.744	80.00	0.717	09:56:20.940
5 -	30.098	39.464	1:09.562	80.21	0.535	09:57:30.502
6 -	30.349	40.505	1:10.854	78.75	1.827	09:58:41.356
7 -	30.361	40.083	1:10.444	79.21	1.417	09:59:51.800
8 -	30.034	39.420	1:09.454 (3)	80.34	0.427	10:01:01.254
9 -	30.395	39.960	1:10.355	79.31	1.328	10:02:11.609
10 -	30.285	40.023	1:10.308	79.36	1.281	10:03:21.917
11 -	30.407	39.668	1:10.075	79.62	1.048	10:04:31.992
12 -	30.432	39.633	1:10.065	79.64	1.038	10:05:42.057
13 -	30.346	39.850	1:10.196	79.49	1.169	10:06:52.253
14 -	30.709	39.844	1:10.553	79.09	1.526	10:08:02.806
15 -	30.322	39.676	1:09.998	79.71	0.971	10:09:12.804

P9 31 PSS Sam COX		BMW 1000 - Sam Cox Racing				
IDEAL LAP TIME : 1:08.677		BEST LAP TIME : 1:09.162		DIFFERENCE : 0.485		
LAP	SECTOR 1	SECTOR 2	LAP TIME	MPH	DIFF	TIME OF DAY
1 -		40.435	1:15.085	74.31	5.923	09:52:54.245
2 -	29.984	39.959	1:09.943	79.77	0.781	09:54:04.188
3 -	29.927	39.235	1:09.162 (1)	80.68		09:55:13.350
4 -	29.904	39.427	1:09.331 (3)	80.48	0.169	09:56:22.681
5 -	29.917	39.370	1:09.287 (2)	80.53	0.125	09:57:31.968
6 -	29.442	40.176	1:09.618	80.15	0.456	09:58:41.586
7 -	30.055	39.350	1:09.405	80.39	0.243	09:59:50.991
8 -	29.880	39.970	1:09.850	79.88	0.688	10:01:00.841
9 -	30.043	40.488	1:10.531	79.11	1.369	10:02:11.372
10 -	29.786	40.005	1:09.791	79.95	0.629	10:03:21.163
11 -	30.030	40.711	1:10.741	78.87	1.579	10:04:31.904
12 -	30.099	39.910	1:10.009	79.70	0.847	10:05:41.913
13 -	30.084	39.930	1:10.014	79.69	0.852	10:06:51.927
14 -	30.788	39.869	1:10.657	78.97	1.495	10:08:02.584
15 -	30.289	40.483	1:10.772	78.84	1.610	10:09:13.356

No Limits Racing 2022 - Rnd 5 @ Anglesey

Pirelli Super Series 1000 supported by Premier 1000s

RACE 9 - SECTOR ANALYSIS



SECTOR 1 = FL to I1, SECTOR 2 = I1 to FL, DIFF = Difference To Personal Best Lap, P = Crossed Finish Line in Pit Lane, D = Time Disallowed

P10 17 PREM Damien FRICKER			Aprilia 1100 - Autotriology.com			
IDEAL LAP TIME : 1:09.378		BEST LAP TIME : 1:09.477		DIFFERENCE : 0.099		
LAP	SECTOR 1	SECTOR 2	LAP TIME	MPH	DIFF	TIME OF DAY
1 -		40.440	1:16.075	73.34	6.598	09:52:55.235
2 -	30.309	40.791	1:11.100	78.48	1.623	09:54:06.335
3 -	30.108	39.511	1:09.619	80.15	0.142	09:55:15.954
4 -	29.946	39.613	1:09.559 (3)	80.22	0.082	09:56:25.513
5 -	29.919	39.558	1:09.477 (1)	80.31		09:57:34.990
6 -	30.037	39.459	1:09.496 (2)	80.29	0.019	09:58:44.486
7 -	30.370	40.008	1:10.378	79.28	0.901	09:59:54.864
8 -	30.452	40.003	1:10.455	79.20	0.978	10:01:05.319
9 -	30.516	40.198	1:10.714	78.90	1.237	10:02:16.033
10 -	30.657	40.085	1:10.742	78.87	1.265	10:03:26.775
11 -	30.443	40.222	1:10.665	78.96	1.188	10:04:37.440
12 -	30.452	39.790	1:10.242	79.44	0.765	10:05:47.682
13 -	30.421	39.956	1:10.377	79.28	0.900	10:06:58.059
14 -	30.715	40.168	1:10.883	78.72	1.406	10:08:08.942
15 -	31.513	40.137	1:11.650	77.87	2.173	10:09:20.592

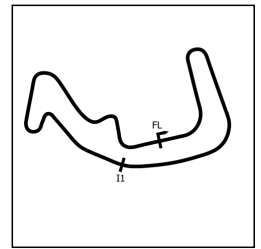
P11 60 PREM Oliver RILEY			Kawasaki 1000 - MODA Contracting			
IDEAL LAP TIME : 1:09.555		BEST LAP TIME : 1:09.610		DIFFERENCE : 0.055		
LAP	SECTOR 1	SECTOR 2	LAP TIME	MPH	DIFF	TIME OF DAY
1 -		40.278	1:15.337	74.06	5.727	09:52:54.497
2 -	30.272	39.730	1:10.002 (3)	79.71	0.392	09:54:04.499
3 -	30.341	39.424	1:09.765 (2)	79.98	0.155	09:55:14.264
4 -	30.131	39.479	1:09.610 (1)	80.16		09:56:23.874
5 -	30.300	39.855	1:10.155	79.53	0.545	09:57:34.029
6 -	30.435	39.696	1:10.131	79.56	0.521	09:58:44.160
7 -	30.361	39.936	1:10.297	79.37	0.687	09:59:54.457
8 -	30.602	39.815	1:10.417	79.24	0.807	10:01:04.874
9 -	30.731	40.026	1:10.757	78.86	1.147	10:02:15.631
10 -	30.895	39.942	1:10.837	78.77	1.227	10:03:26.468
11 -	30.663	40.041	1:10.704	78.92	1.094	10:04:37.172
12 -	30.536	40.394	1:10.930	78.66	1.320	10:05:48.102
13 -	30.566	41.245	1:11.811	77.70	2.201	10:06:59.913
14 -	30.678	40.422	1:11.100	78.48	1.490	10:08:11.013
15 -	30.830	40.560	1:11.390	78.16	1.780	10:09:22.403

P12 47 PSSPREI Liam MURTAGH			Kawasaki 1000 - Lady Lodge Systems, Corby Kawasaki			
IDEAL LAP TIME : 1:09.997		BEST LAP TIME : 1:10.148		DIFFERENCE : 0.151		
LAP	SECTOR 1	SECTOR 2	LAP TIME	MPH	DIFF	TIME OF DAY
1 -		40.643	1:16.575	72.86	6.427	09:52:55.735
2 -	30.355	40.023	1:10.378 (3)	79.28	0.230	09:54:06.113
3 -	30.186	40.487	1:10.673	78.95	0.525	09:55:16.786
4 -	30.152	39.996	1:10.148 (1)	79.54		09:56:26.934
5 -	30.001	40.662	1:10.663	78.96	0.515	09:57:37.597
6 -	30.188	40.130	1:10.318 (2)	79.35	0.170	09:58:47.915
7 -	30.286	40.375	1:10.661	78.96	0.513	09:59:58.576
8 -	30.300	40.692	1:10.992	78.60	0.844	10:01:09.568
9 -	30.527	40.732	1:11.259	78.30	1.111	10:02:20.827
10 -	30.644	40.708	1:11.352	78.20	1.204	10:03:32.179
11 -	30.546	40.644	1:11.190	78.38	1.042	10:04:43.369
12 -	30.526	40.765	1:11.291	78.27	1.143	10:05:54.660
13 -	30.666	40.643	1:11.309	78.25	1.161	10:07:05.969
14 -	30.513	41.064	1:11.577	77.95	1.429	10:08:17.546
15 -	31.004	41.486	1:12.490	76.97	2.342	10:09:30.036

No Limits Racing 2022 - Rnd 5 @ Anglesey

Pirelli Super Series 1000 supported by Premier 1000s

RACE 9 - SECTOR ANALYSIS



SECTOR 1 = FL to I1, SECTOR 2 = I1 to FL, DIFF = Difference To Personal Best Lap, P = Crossed Finish Line in Pit Lane, D = Time Disallowed

P13 67 PSSPREI Scott MCFARLANE			BMW 1000 - Fortis Racing / HM Racing / Absolut5 / TheChilliGu			
IDEAL LAP TIME : 1:10.057		BEST LAP TIME : 1:10.203	DIFFERENCE : 0.146			
LAP	SECTOR 1	SECTOR 2	LAP TIME	MPH	DIFF	TIME OF DAY
1 -		40.341	1:15.815	73.60	5.612	09:52:54.975
2 -	30.352	39.901	1:10.253 (2)	79.42	0.050	09:54:05.228
3 -	30.411	39.792	1:10.203 (1)	79.48		09:55:15.431
4 -	30.271	40.479	1:10.750	78.86	0.547	09:56:26.181
5 -	30.473	40.382	1:10.855	78.75	0.652	09:57:37.036
6 -	30.674	39.786	1:10.460 (3)	79.19	0.257	09:58:47.496
7 -	30.651	40.042	1:10.693	78.93	0.490	09:59:58.189
8 -	30.583	40.469	1:11.052	78.53	0.849	10:01:09.241
9 -	30.803	40.245	1:11.048	78.53	0.845	10:02:20.289
10 -	31.225	41.382	1:12.607	76.85	2.404	10:03:32.896
11 -	30.918	40.609	1:11.527	78.01	1.324	10:04:44.423
12 -	30.883	40.855	1:11.738	77.78	1.535	10:05:56.161
13 -	30.818	40.623	1:11.441	78.10	1.238	10:07:07.602
14 -	30.806	40.640	1:11.446	78.10	1.243	10:08:19.048
15 -	30.940	40.931	1:11.871	77.63	1.668	10:09:30.919

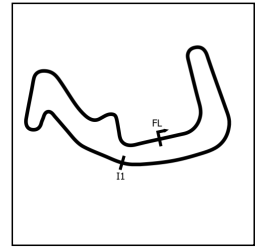
P14 4 PSSPREI Richie HARRISON			Kawasaki 1000 - RAP Racing			
IDEAL LAP TIME : 1:10.991		BEST LAP TIME : 1:10.991	DIFFERENCE : 0.000			
LAP	SECTOR 1	SECTOR 2	LAP TIME	MPH	DIFF	TIME OF DAY
1 -		40.957	1:17.175	72.30	6.184	09:52:56.335
2 -	30.393	40.598	1:10.991 (1)	78.60		09:54:07.326
3 -	30.658	40.797	1:11.455 (2)	78.09	0.464	09:55:18.781
4 -	30.868	41.125	1:11.993	77.50	1.002	09:56:30.774
5 -	30.899	40.692	1:11.591 (3)	77.94	0.600	09:57:42.365
6 -	30.775	41.200	1:11.975	77.52	0.984	09:58:54.340
7 -	30.824	40.994	1:11.818	77.69	0.827	10:00:06.158
8 -	30.936	40.956	1:11.892	77.61	0.901	10:01:18.050
9 -	30.734	41.120	1:11.854	77.65	0.863	10:02:29.904
10 -	30.873	40.988	1:11.861	77.65	0.870	10:03:41.765
11 -	30.929	40.829	1:11.758	77.76	0.767	10:04:53.523
12 -	30.999	40.854	1:11.853	77.65	0.862	10:06:05.376
13 -	30.820	40.774	1:11.594	77.94	0.603	10:07:16.970
14 -	30.810	40.806	1:11.616	77.91	0.625	10:08:28.586
15 -	31.041	40.791	1:11.832	77.68	0.841	10:09:40.418

P15 155 PSSPREI Jake MAJOR-BIRD			Suzuki 1000 - premier KIA - www.premier-car.co.uk			
IDEAL LAP TIME : 1:11.064		BEST LAP TIME : 1:11.064	DIFFERENCE : 0.000			
LAP	SECTOR 1	SECTOR 2	LAP TIME	MPH	DIFF	TIME OF DAY
1 -		41.007	1:17.436	72.05	6.372	09:52:56.596
2 -	30.617	40.447	1:11.064 (1)	78.52		09:54:07.660
3 -	30.839	40.559	1:11.398 (2)	78.15	0.334	09:55:19.058
4 -	30.744	41.157	1:11.901	77.60	0.837	09:56:30.959
5 -	30.940	40.680	1:11.620	77.91	0.556	09:57:42.579
6 -	30.771	41.080	1:11.851	77.66	0.787	09:58:54.430
7 -	30.926	41.029	1:11.955	77.54	0.891	10:00:06.385
8 -	30.891	40.917	1:11.808	77.70	0.744	10:01:18.193
9 -	30.857	41.063	1:11.920	77.58	0.856	10:02:30.113
10 -	30.807	40.983	1:11.790	77.72	0.726	10:03:41.903
11 -	30.968	40.820	1:11.788	77.72	0.724	10:04:53.691
12 -	31.038	40.958	1:11.996	77.50	0.932	10:06:05.687
13 -	30.697	40.767	1:11.464 (3)	78.08	0.400	10:07:17.151
14 -	30.960	40.783	1:11.743	77.77	0.679	10:08:28.894
15 -	30.949	40.767	1:11.716	77.80	0.652	10:09:40.610

No Limits Racing 2022 - Rnd 5 @ Anglesey

Pirelli Super Series 1000 supported by Premier 1000s

RACE 9 - SECTOR ANALYSIS



SECTOR 1 = FL to I1, SECTOR 2 = I1 to FL, DIFF = Difference To Personal Best Lap, P = Crossed Finish Line in Pit Lane, D = Time Disallowed

P16 77 PSSPREI Mark PATTINSON			Suzuki 1000 - M Pattinson Joinery			
IDEAL LAP TIME : 1:11.219		BEST LAP TIME : 1:11.390	DIFFERENCE : 0.171			
LAP	SECTOR 1	SECTOR 2	LAP TIME	MPH	DIFF	TIME OF DAY
1 -		41.932	1:18.851	70.76	7.461	09:52:58.011
2 -	31.015	41.017	1:12.032	77.46	0.642	09:54:10.043
3 -	30.834	40.556	1:11.390 (1)	78.16		09:55:21.433
4 -	30.754	40.859	1:11.613	77.91	0.223	09:56:33.046
5 -	30.685	41.040	1:11.725	77.79	0.335	09:57:44.771
6 -	30.663	40.921	1:11.584 (3)	77.95	0.194	09:58:56.355
7 -	30.862	41.226	1:12.088	77.40	0.698	10:00:08.443
8 -	30.726	41.270	1:11.996	77.50	0.606	10:01:20.439
9 -	30.900	41.465	1:12.365	77.10	0.975	10:02:32.804
10 -	31.492	41.373	1:12.865	76.58	1.475	10:03:45.669
11 -	30.822	40.675	1:11.497 (2)	78.04	0.107	10:04:57.166
12 -	30.736	40.871	1:11.607	77.92	0.217	10:06:08.773
13 -	30.746	40.884	1:11.630	77.90	0.240	10:07:20.403
14 -	31.157	41.293	1:12.450	77.01	1.060	10:08:32.853
15 -	30.926	40.988	1:11.914	77.59	0.524	10:09:44.767

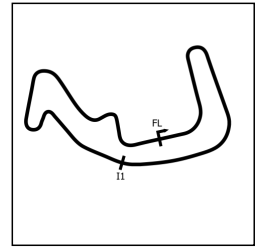
P17 118 PREM John COUGHLAN			Aprilia 1100 - BIKERSWORLD LTD			
IDEAL LAP TIME : 1:11.695		BEST LAP TIME : 1:11.845	DIFFERENCE : 0.150			
LAP	SECTOR 1	SECTOR 2	LAP TIME	MPH	DIFF	TIME OF DAY
1 -		42.085	1:19.305	70.36	7.460	09:52:58.465
2 -	31.330	41.269	1:12.599 (3)	76.86	0.754	09:54:11.064
3 -	31.436	41.218	1:12.654	76.80	0.809	09:55:23.718
4 -	31.306	40.539	1:11.845 (1)	77.66		09:56:35.563
5 -	31.156	41.102	1:12.258 (2)	77.22	0.413	09:57:47.821
6 -	31.313	41.321	1:12.634	76.82	0.789	09:59:00.455
7 -	31.578	41.443	1:13.021	76.41	1.176	10:00:13.476
8 -	31.327	41.387	1:12.714	76.73	0.869	10:01:26.190
9 -	31.667	41.491	1:13.158	76.27	1.313	10:02:39.348
10 -	31.435	41.423	1:12.858	76.58	1.013	10:03:52.206
11 -	31.629	41.378	1:13.007	76.43	1.162	10:05:05.213
12 -	31.519	41.896	1:13.415	76.00	1.570	10:06:18.628
13 -	31.570	41.486	1:13.056	76.38	1.211	10:07:31.684
14 -	31.503	41.604	1:13.107	76.32	1.262	10:08:44.791
15 -	31.765	41.548	1:13.313	76.11	1.468	10:09:58.104

P18 169 PREM Phil ABEL			Suzuki 1000 - Abels joinery			
IDEAL LAP TIME : 1:11.896		BEST LAP TIME : 1:11.896	DIFFERENCE : 0.000			
LAP	SECTOR 1	SECTOR 2	LAP TIME	MPH	DIFF	TIME OF DAY
1 -		42.419	1:20.839	69.02	8.943	09:52:59.999
2 -	31.734	41.359	1:13.093	76.34	1.197	09:54:13.092
3 -	31.422	41.949	1:13.371	76.05	1.475	09:55:26.463
4 -	31.587	41.182	1:12.769	76.68	0.873	09:56:39.232
5 -	31.371	41.270	1:12.641	76.81	0.745	09:57:51.873
6 -	31.617	41.079	1:12.696	76.75	0.800	09:59:04.569
7 -	31.499	41.152	1:12.651	76.80	0.755	10:00:17.220
8 -	31.421	41.217	1:12.638	76.81	0.742	10:01:29.858
9 -	31.371	40.949	1:12.320 (2)	77.15	0.424	10:02:42.178
10 -	31.545	41.366	1:12.911	76.53	1.015	10:03:55.089
11 -	31.402	41.027	1:12.429 (3)	77.04	0.533	10:05:07.518
12 -	31.114	40.782	1:11.896 (1)	77.61		10:06:19.414
13 -	31.192	41.532	1:12.724	76.72	0.828	10:07:32.138
14 -	32.210	41.241	1:13.451	75.96	1.555	10:08:45.589
15 -	31.232	41.517	1:12.749	76.70	0.853	10:09:58.338

No Limits Racing 2022 - Rnd 5 @ Anglesey

Pirelli Super Series 1000 supported by Premier 1000s

RACE 9 - SECTOR ANALYSIS



SECTOR 1 = FL to I1, SECTOR 2 = I1 to FL, DIFF = Difference To Personal Best Lap, P = Crossed Finish Line in Pit Lane, D = Time Disallowed

P19 508 PSSPREI Daniel MCFADDEN			Yamaha 1000 - Sycamore Yamaha			
IDEAL LAP TIME : 1:11.846		BEST LAP TIME : 1:12.118		DIFFERENCE : 0.272		
LAP	SECTOR 1	SECTOR 2	LAP TIME	MPH	DIFF	TIME OF DAY
1 -		42.356	1:19.944	69.79	7.826	09:52:59.104
2 -	31.316	41.626	1:12.942	76.49	0.824	09:54:12.046
3 -	31.373	41.410	1:12.783	76.66	0.665	09:55:24.829
4 -	31.407	41.153	1:12.560	76.90	0.442	09:56:37.389
5 -	31.327	41.278	1:12.605	76.85	0.487	09:57:49.994
6 -	31.218	40.900	1:12.118 (1)	77.37		09:59:02.112
7 -	31.225	41.078	1:12.303 (2)	77.17	0.185	10:00:14.415
8 -	31.254	41.588	1:12.842	76.60	0.724	10:01:27.257
9 -	31.139	41.325	1:12.464	77.00	0.346	10:02:39.721
10 -	31.242	41.785	1:13.027	76.41	0.909	10:03:52.748
11 -	31.220	41.626	1:12.846	76.60	0.728	10:05:05.594
12 -	31.271	42.147	1:13.418	76.00	1.300	10:06:19.012
13 -	31.313	42.004	1:13.317	76.10	1.199	10:07:32.329
14 -	32.207	41.977	1:14.184	75.21	2.066	10:08:46.513
15 -	30.946	41.433	1:12.379 (3)	77.09	0.261	10:09:58.892

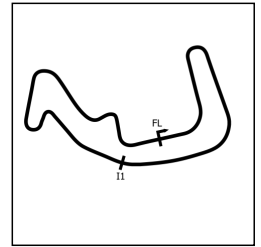
P20 66 PSSPREI Joe CARNELL			BMW 1000 - fortis motorsport			
IDEAL LAP TIME : 1:11.146		BEST LAP TIME : 1:11.330		DIFFERENCE : 0.184		
LAP	SECTOR 1	SECTOR 2	LAP TIME	MPH	DIFF	TIME OF DAY
1 -		41.589	1:18.214	71.34	6.884	09:52:57.374
2 -	30.847	40.760	1:11.607	77.92	0.277	09:54:08.981
3 -	30.766	40.714	1:11.480 (3)	78.06	0.150	09:55:20.461
4 -	30.542	40.788	1:11.330 (1)	78.22		09:56:31.791
5 -	30.796	40.763	1:11.559	77.97	0.229	09:57:43.350
6 -	30.432	41.031	1:11.463 (2)	78.08	0.133	09:58:54.813
7 -	30.879	41.263	1:12.142	77.34	0.812	10:00:06.955
8 -	30.904	41.508	1:12.412	77.05	1.082	10:01:19.367
9 -	31.190	42.052	1:13.242	76.18	1.912	10:02:32.609
10 -	31.657	42.082	1:13.739	75.67	2.409	10:03:46.348
11 -	32.179	42.302	1:14.481	74.91	3.151	10:05:00.829
12 -	31.765	43.160	1:14.925	74.47	3.595	10:06:15.754
13 -	32.245	43.984	1:16.229	73.20	4.899	10:07:31.983
14 -	32.437	43.906	1:16.343	73.09	5.013	10:08:48.326
15 -	32.896	43.670	1:16.566	72.87	5.236	10:10:04.892

P21 191 PREM Dave NORTON			Suzuki 1000 -			
IDEAL LAP TIME : 1:12.600		BEST LAP TIME : 1:12.777		DIFFERENCE : 0.177		
LAP	SECTOR 1	SECTOR 2	LAP TIME	MPH	DIFF	TIME OF DAY
1 -		42.216	1:20.410	69.39	7.633	09:52:59.570
2 -	32.145	42.174	1:14.319	75.08	1.542	09:54:13.889
3 -	31.780	42.448	1:14.228	75.17	1.451	09:55:28.117
4 -	32.146	42.135	1:14.281	75.12	1.504	09:56:42.398
5 -	31.638	42.054	1:13.692	75.72	0.915	09:57:56.090
6 -	31.619	41.502	1:13.121	76.31	0.344	09:59:09.211
7 -	31.572	41.840	1:13.412	76.00	0.635	10:00:22.623
8 -	31.575	41.890	1:13.465	75.95	0.688	10:01:36.088
9 -	31.496	41.533	1:13.029	76.40	0.252	10:02:49.117
10 -	31.555	41.762	1:13.317	76.10	0.540	10:04:02.434
11 -	31.522	41.787	1:13.309	76.11	0.532	10:05:15.743
12 -	31.286	41.646	1:12.932 (2)	76.51	0.155	10:06:28.675
13 -	31.678	41.314	1:12.992 (3)	76.44	0.215	10:07:41.667
14 -	31.427	41.350	1:12.777 (1)	76.67		10:08:54.444
15 -	31.547	41.739	1:13.286	76.14	0.509	10:10:07.730

No Limits Racing 2022 - Rnd 5 @ Anglesey

Pirelli Super Series 1000 supported by Premier 1000s

RACE 9 - SECTOR ANALYSIS



SECTOR 1 = FL to I1, SECTOR 2 = I1 to FL, DIFF = Difference To Personal Best Lap, P = Crossed Finish Line in Pit Lane, D = Time Disallowed

P22 177 PREM Steve FRIZZELL			BMW 1000 -			
IDEAL LAP TIME : 1:12.397		BEST LAP TIME : 1:12.523		DIFFERENCE : 0.126		
LAP	SECTOR 1	SECTOR 2	LAP TIME	MPH	DIFF	TIME OF DAY
1 -		42.743	1:21.736	68.26	9.213	09:53:00.896
2 -	32.146	43.334	1:15.480	73.92	2.957	09:54:16.376
3 -	31.743	41.707	1:13.450	75.97	0.927	09:55:29.826
4 -	31.818	41.184	1:13.002 (3)	76.43	0.479	09:56:42.828
5 -	31.460	42.316	1:13.776	75.63	1.253	09:57:56.604
6 -	31.663	42.282	1:13.945	75.46	1.422	09:59:10.549
7 -	32.413	41.664	1:14.077	75.32	1.554	10:00:24.626
8 -	31.632	41.675	1:13.307	76.11	0.784	10:01:37.933
9 -	32.034	41.518	1:13.552	75.86	1.029	10:02:51.485
10 -	31.218	41.528	1:12.746 (2)	76.70	0.223	10:04:04.231
11 -	31.398	41.618	1:13.016	76.42	0.493	10:05:17.247
12 -	31.415	41.949	1:13.364	76.05	0.841	10:06:30.611
13 -	31.447	42.062	1:13.509	75.90	0.986	10:07:44.120
14 -	31.213	41.310	1:12.523 (1)	76.94		10:08:56.643
15 -	31.579	41.606	1:13.185	76.24	0.662	10:10:09.828

P23 121 PREM Liam THORNTON			Kawasaki 1000 - Thornton Racing			
IDEAL LAP TIME : 1:14.666		BEST LAP TIME : 1:14.666		DIFFERENCE : 0.000		
LAP	SECTOR 1	SECTOR 2	LAP TIME	MPH	DIFF	TIME OF DAY
1 -		43.466	1:22.930	67.28	8.264	09:53:02.090
2 -	32.603	42.706	1:15.309	74.09	0.643	09:54:17.399
3 -	32.692	42.474	1:15.166	74.23	0.500	09:55:32.565
4 -	32.541	42.388	1:14.929 (2)	74.47	0.263	09:56:47.494
5 -	32.560	42.745	1:15.305	74.09	0.639	09:58:02.799
6 -	32.313	42.353	1:14.666 (1)	74.73		09:59:17.465
7 -	32.803	42.975	1:15.778	73.63	1.112	10:00:33.243
8 -	32.499	42.488	1:14.987	74.41	0.321	10:01:48.230
9 -	32.591	42.638	1:15.229	74.17	0.563	10:03:03.459
10 -	32.992	42.859	1:15.851	73.56	1.185	10:04:19.310
11 -	33.112	42.876	1:15.988	73.43	1.322	10:05:35.298
12 -	32.515	42.446	1:14.961 (3)	74.43	0.295	10:06:50.259
13 -	33.232	45.307	1:18.539	71.04	3.873	10:08:08.798
14 -	33.205	43.044	1:16.249	73.18	1.583	10:09:25.047

P24 224 PREM Andrew Mark JONES			BMW 1000 - Eureka North Wales Ltd / Platinum Paint & Body			
IDEAL LAP TIME : 1:12.960		BEST LAP TIME : 1:13.210		DIFFERENCE : 0.250		
LAP	SECTOR 1	SECTOR 2	LAP TIME	MPH	DIFF	TIME OF DAY
1 -		43.047	1:21.780	68.23	8.570	09:53:00.940
2 -	31.707	41.503	1:13.210 (1)	76.21		09:54:14.150
3 -	31.732	42.600	1:14.332	75.06	1.122	09:55:28.482
4 -	31.840	41.794	1:13.634 (3)	75.78	0.424	09:56:42.116
5 -	31.457	42.068	1:13.525 (2)	75.89	0.315	09:57:55.641
6 -	32.235	42.294	1:14.529	74.87	1.319	09:59:10.170

No Limits Racing 2022 - Rnd 5 @ Anglesey

Pirelli Super Series 1000 supported by Premier 1000s

RACE 9 - BEST SECTORS

SECTOR 1			SECTOR 2			IDEAL / BEST COMPARISON						
POS	NO	NAME	TIME	NO	NAME	TIME	POS	NO	NAME	IDEAL	BEST	DIFF
									PERFECT LAP	1:07.851		
1	12	HEDGER	29.387	19	TALBOT	38.464	1	19	TALBOT	1:07.995	1:08.162	0.167
2	31	COX	29.442	9	GRIGOR	38.801	2	12	HEDGER	1:08.356	1:08.544	0.188
3	21	CRINGLE	29.510	21	CRINGLE	38.865	3	9	GRIGOR	1:08.362	1:08.469	0.107
4	19	TALBOT	29.531	57	SKELDING	38.894	4	21	CRINGLE	1:08.375	1:08.491	0.116
5	9	GRIGOR	29.561	88	DALEY	38.915	5	88	DALEY	1:08.601	1:08.657	0.056
6	260	COOPER	29.586	12	HEDGER	38.969	6	31	COX	1:08.677	1:09.162	0.485
7	88	DALEY	29.686	26	MOORE	39.022	7	57	SKELDING	1:08.769	1:09.002	0.233
8	57	SKELDING	29.875	260	COOPER	39.227	8	260	COOPER	1:08.813	1:09.010	0.197
9	17	FRICKER	29.919	31	COX	39.235	9	26	MOORE	1:08.971	1:09.027	0.056
10	26	MOORE	29.949	60	RILEY	39.424	10	17	FRICKER	1:09.378	1:09.477	0.099
11	47	MURTAGH	30.001	17	FRICKER	39.459	11	60	RILEY	1:09.555	1:09.610	0.055
12	60	RILEY	30.131	67	MCFARLANE	39.786	12	47	MURTAGH	1:09.997	1:10.148	0.151
13	67	MCFARLANE	30.271	47	MURTAGH	39.996	13	67	MCFARLANE	1:10.057	1:10.203	0.146
14	4	HARRISON	30.393	155	MAJOR-BIRD	40.447	14	4	HARRISON	1:10.991	1:10.991	0.000
15	66	CARNELL	30.432	118	COUGHLAN	40.539	15	155	MAJOR-BIRD	1:11.064	1:11.064	0.000
16	155	MAJOR-BIRD	30.617	77	PATTINSON	40.556	16	66	CARNELL	1:11.146	1:11.330	0.184
17	77	PATTINSON	30.663	4	HARRISON	40.598	17	77	PATTINSON	1:11.219	1:11.390	0.171
18	508	MCFADDEN	30.946	66	CARNELL	40.714	18	118	COUGHLAN	1:11.695	1:11.845	0.150
19	169	ABEL	31.114	169	ABEL	40.782	19	508	MCFADDEN	1:11.846	1:12.118	0.272
20	118	COUGHLAN	31.156	508	MCFADDEN	40.900	20	169	ABEL	1:11.896	1:11.896	0.000
21	177	FRIZZELL	31.213	177	FRIZZELL	41.184	21	177	FRIZZELL	1:12.397	1:12.523	0.126
22	191	NORTON	31.286	191	NORTON	41.314	22	191	NORTON	1:12.600	1:12.777	0.177
23	224	JONES	31.457	224	JONES	41.503	23	224	JONES	1:12.960	1:13.210	0.250
24	121	THORNTON	32.313	121	THORNTON	42.353	24	121	THORNTON	1:14.666	1:14.666	0.000

No Limits Racing 2022 - Rnd 5 @ Anglesey

Pirelli Super Series 1000 supported by Premier 1000s

RACE 9 - STATISTICS

Competitors Started 24
Planned Start 2022-07-10 @ 10:15:00.000
Actual Start 2022-07-10 @ 09:51:39.159
Finish Time 2022-07-10 @ 10:08:58.343
Track Length 1.5500mi.
Total Laps 350
Total Distance Covered 542.5036mi.

Session Fastest Lap History

NO	CL	NAME	LAP TIME	TIME OF DAY	LAP	VEHICLE
21	PSS	Ryan CRINGLE	1:11.867	09:52:51.074	1	Honda 1000
21	PSS	Ryan CRINGLE	1:08.799	09:53:59.871	2	Honda 1000
12	PSS	Luke HEDGER	1:08.671	09:54:00.172	2	Suzuki 1000
19	PSS	Joe TALBOT	1:08.285	09:55:09.353	3	Kawasaki 1000
19	PSS	Joe TALBOT	1:08.162	09:59:42.773	7	Kawasaki 1000

Session Leader History

NO	CL	NAME	FROM LAP	LAPS LED	DISTANCE	VEHICLE
21	PSS	Ryan CRINGLE	1	3	4.65 miles	Honda 1000
12	PSS	Luke HEDGER	4	1	1.55 miles	Suzuki 1000
19	PSS	Joe TALBOT	5	5	7.75 miles	Kawasaki 1000
12	PSS	Luke HEDGER	10	6	9.30 miles	Suzuki 1000

Flag History

TYPE	TIME OF DAY
GREEN	09:51:39.159
FINISH	10:08:58.343

Flag Statistics

TYPE	COUNT	TOTAL LAPS	TOTAL TIME
Green	1	15	18:35.611
Red	0	0	0.000
Safety Car	0	0	0.000
FCY	0	0	0.000

No Limits Racing 2022 - Rnd 5 @ Anglesey

Pirelli Super Series 1000 supported by Premier 1000s

RACE 9 - STATISTICS

CLASS : PREM

8 Starters

Fastest Lap History

NO	NAME	LAP TIME	TIME OF DAY	LAP	VEHICLE
60	Oliver RILEY	1:15.337	09:52:54.513	1	Kawasaki 1000
60	Oliver RILEY	1:10.002	09:54:04.515	2	Kawasaki 1000
60	Oliver RILEY	1:09.765	09:55:14.280	3	Kawasaki 1000
17	Damien FRICKER	1:09.619	09:55:16.001	3	Aprilia 1100
60	Oliver RILEY	1:09.610	09:56:23.890	4	Kawasaki 1000
17	Damien FRICKER	1:09.559	09:56:25.562	4	Aprilia 1100
17	Damien FRICKER	1:09.477	09:57:35.037	5	Aprilia 1100

Leader History

NO	NAME	FROM LAP	LAPS LED	DISTANCE	VEHICLE
60	Oliver RILEY	1	11	17.05 miles	Kawasaki 1000
17	Damien FRICKER	12	4	6.20 miles	Aprilia 1100

No Limits Racing 2022 - Rnd 5 @ Anglesey

Pirelli Super Series 1000 supported by Premier 1000s

RACE 9 - STATISTICS

CLASS : PSS

9 Starters

Fastest Lap History

NO	NAME	LAP TIME	TIME OF DAY	LAP	VEHICLE
21	Ryan CRINGLE	1:11.867	09:52:51.074	1	Honda 1000
21	Ryan CRINGLE	1:08.799	09:53:59.871	2	Honda 1000
12	Luke HEDGER	1:08.671	09:54:00.172	2	Suzuki 1000
19	Joe TALBOT	1:08.285	09:55:09.353	3	Kawasaki 1000
19	Joe TALBOT	1:08.162	09:59:42.773	7	Kawasaki 1000

Leader History

NO	NAME	FROM LAP	LAPS LED	DISTANCE	VEHICLE
21	Ryan CRINGLE	1	3	4.65 miles	Honda 1000
12	Luke HEDGER	4	1	1.55 miles	Suzuki 1000
19	Joe TALBOT	5	5	7.75 miles	Kawasaki 1000
12	Luke HEDGER	10	6	9.30 miles	Suzuki 1000

No Limits Racing 2022 - Rnd 5 @ Anglesey

Pirelli Super Series 1000 supported by Premier 1000s

RACE 9 - STATISTICS

CLASS : PSSPREM

7 Starters

Fastest Lap History

NO	NAME	LAP TIME	TIME OF DAY	LAP	VEHICLE
67	Scott MCFARLANE	1:15.815	09:52:55.007	1	BMW 1000
67	Scott MCFARLANE	1:10.253	09:54:05.261	2	BMW 1000
67	Scott MCFARLANE	1:10.203	09:55:15.463	3	BMW 1000
47	Liam MURTAGH	1:10.148	09:56:26.950	4	Kawasaki 1000

Leader History

NO	NAME	FROM LAP	LAPS LED	DISTANCE	VEHICLE
67	Scott MCFARLANE	1	9	13.95 miles	BMW 1000
47	Liam MURTAGH	10	6	9.30 miles	Kawasaki 1000



Pirelli Super Series 1000

	EVENT →	Rnd 1			Rnd 2			Rnd 3			Rnd 4			Rnd 5			Rnd 6			Rnd 7			Rnd 8			Wins	Seconds	Thirds	
		TOTAL	GAP	DIFF	1	2	3	1	2	3	1	2	3	1	2	3	1	2	3	1	2	3	1	2	3				
1	Joe TALBOT	228			11	10	13	25	9	25	20	20	20	25	25	25										5	3	0	
2	Callum GRIGOR	195	33		8	9	9	16	20	16	9	8	11	16	20	20	20	13								0	4	3	
3	Joe MOORE	123	105	72	6	3	5	13	13	13	5	6	8	10	11	8	13	9								0	0	0	
4	Craig NEVE	105	123	18	16	13	11	20	25	20																1	2	1	
5	Ryan COOPER	88	140	17	3	5		8	11	7	9	6	9	10	10	10										0	0	0	
6	Tom NORTON	79	149	9						13	13	13	13	16	11										0	0	1		
7	James LODGE	78	150	1									20	25	25	8									2	1	0		
8	David ALLINGHAM	75	153	3	25	25	25																		3	0	0		
9	Richard KERR	75	153	0						25	25	25													3	0	0		
10	James SKELDING	75	153	0	1	4	1	6		2	5		8	10	16	11	11								0	0	1		
11	Liam MURTAGH	71	157	4	4	2	1	4	7	6	4	4	7	9	9	7	7								0	0	0		
12	Shaun WINFIELD	60	168	11	20	20	20																		0	3	0		
13	Ben LUXTON	59	169	1	13	16				10	10	10													0	0	1		
14	Ash BEECH	48	180	11						16	16	16													0	0	3		
15	Scott MCFARLANE	47	181	1				3	7	5	4	3	4	7	2	6	6								0	0	0		
16	Ryan CRINGLE	43	185	4	7	6	10								20										0	1	0		
17	Michael EVANS	41	187	2			8	8	16	9															0	0	1		
18	Jake MAJOR-BIRD	39	189	2				2	1	4	1	3	5	8	7	4	4								0	0	0		
19	Josh DALEY	39	189	0	7	7									9	16										0	0	1	
20	Daniel STAMPER	37	191	2									11	13	13										0	0	0		
21	Nathan HARRISON	33	195	4	9	8	16																		0	0	1		
22	Kade VERWEY	32	196	1	10	11				11															0	0	0		
23	Sam COX	32	196	0	2	6									16	8										0	0	1	
24	Peter BAKER	31	197	1			11	10	10																0	0	0		
25	Richie HARRISON	29	199	2				1		5	3	6	4	5	5										0	0	0		
26	Sam MIDDLEMAS	24	204	5						8	7	9													0	0	0		
27	Mark PATTINSON	24	204	0				3	8				2	6	2	3										0	0	0	
28	Paul JORDAN	21	207	3			10	11																	0	0	0		
29	Joe CARNELL	17	211	4			6	5	2		2				1	1										0	0	0	
30	Andrew FISHER	15	213	2				6		2	7														0	0	0		
31	Zac OULTRAM	14	214	1	2		5			1		1	5												0	0	0		
32	Daniel MCFADDEN	13	215	1						1		1	4	3	3	2										0	0	0	
33	Daniel BOUCHER	12	216	1			3	9																	0	0	0		
34	Martin PLATT	12	216	0			4	2	3	3															0	0	0		
35	Jonathan RAILTON	11	217	1						11															0	0	0		
36	Stuart PAYNE	11	217	0									6	5													0	0	0
37	Stephen DRAPER	10	218	1	5	1	4																		0	0	0		
38	Martin MORRIS	7	221	3			7																		0	0	0		



	TOTAL	GAP	DIFF	EVENT →			Rnd 1			Rnd 2			Rnd 3			Rnd 4			Rnd 5			Rnd 6			Rnd 7			Rnd 8			Wins	Seconds	Thirds	
				1	2	3	1	2	3	1	2	3	1	2	3	1	2	3	1	2	3	1	2	3	1	2	3	1	2	3				
1	Liam MURTAGH	281			25	20	20	8	11	20	25	25	11	25	25	25	25	16													7	3	1	
2	Damien FRICKER	252	29								25	25		20	20	25																6	4	0
3	Scott MCFARLANE	178	103	74	20	11	16	13	20	11	16	16	16	9	10	7	16	13														0	2	4
4	Jake MAJOR-BIRD	154	127	24	9	8	13	11	8	10	8	7	10	13	20	16	11	10														0	1	1
5	Mark PATTINSON	128	153	26	13	13	10	7	10	25	3	3	7	7		13	8	9														1	0	0
6	Jason SIGGS	126	155	2		16	11	10	7	16	9	11	13	10	13		10															0	0	2
7	Joe CARNELL	114	167	12	11	10	9	20	13	8	7	10	9	6			6	5														0	1	0
8	Richie HARRISON	112	169	2	8	7	7	6	6	7	5		16	8	9	9	13	11														0	0	1
9	John COUGHLAN	110	171	2	6	5	6	9	16	13			10	4	7	6	7	8														0	0	1
10	Daniel MCFADDEN	55	226	55									6	3	6	8	9	6														0	0	0
11	Martin PLATT	47	234	8				16	9	9	13																					0	0	1
12	Grant WHITFIELD	47	234	0										11	16	20																0	1	1
13	Julian TILLOTSON	42	239	5	10	9	8	4	5	6																						0	0	0
14	Oliver RILEY	40	241	2									20				20															0	2	0
15	Phil ABEL	39	242	1	4	3		5	3	2	4		2	2	5	4	7															0	0	0
16	Andrew STOCKDALE	34	247	5	5	6	5			4	5	4	5																			0	0	0
17	Steve FRIZZELL	32	249	2	2	2	4	2	1	1	2	3		4	3	5	3															0	0	0
18	Stuart PAYNE	26	255	6										16	10																	0	0	1
19	David HEWSON	22	259	4				3	4	3	6	6																				0	0	0
20	Adrian AVERRE	17	264	5							4	8	5																			0	0	0
21	Mark GOODINGS	16	265	1	16																											0	0	1
22	Carl LEONARD	12	269	4						5	2					5																0	0	0
23	Andrew WILLIAMS	11	270	1	7	4																										0	0	0
24	Peter ECCLES	11	270	0							11																					0	0	0
25	Liam MARCHANT	8	273	3												8																0	0	0
26	Liam THORNTON	7	274	1								2					3	2														0	0	0
27	Dave NORTON	4	277	3												4																0	0	0
28	Steven LEWIS	3	278	1	3																											0	0	0
29	Dave JACKSON	1	280	2							1																					0	0	0
30	Martin BEECHAM	1	280	0										1																		0	0	0

No Limits Racing 2022 - Rnd 5 @ Anglesey

Pirelli Super Series 1000 supported by Premier 1000s

RACE 19 - GRID (15 Laps)



ROW 9	25	83 Jason SIGGS	26	616 Carl LEONARD			
ROW 8		22	191 Dave NORTON	23	224 Andrew Mark JONES	24	121 Liam THORNTON
ROW 7	19	169 Phil ABEL	20	508 Daniel MCFADDEN	21	177 Steve FRIZZELL	
ROW 6		16	66 Joe CARNELL	17	77 Mark PATTINSON	18	118 John COUGHLAN
ROW 5	13	67 Scott MCFARLANE	14	4 Richie HARRISON	15	155 Jake MAJOR-BIRD	
ROW 4		10	17 Damien FRICKER	11	60 Oliver RILEY	12	47 Liam MURTAGH
ROW 3	7	260 Ryan COOPER	8	26 Joe MOORE	9	31 Sam COX	
ROW 2		4	12 Luke HEDGER	5	88 Josh DALEY	6	57 James SKELDING
ROW 1	1	19 Joe TALBOT	2	9 Callum GRIGOR	3	21 Ryan CRINGLE	
		Pole					

Anglesey Coastal: 1.5500 miles

These results are provisional until the conclusion of any judicial and technical matters.

Clerk Of Course : Clare Neate <i>C. Neate</i>	Stewards :	Timekeeper : Sam Jones <i>S. Jones</i>
<small>Digitally Approved at 10:26 Sunday, 10 July 2022</small>		<small>Digitally Approved at 10:19 Sunday, 10 July 2022</small>

Results can be found at www.tsl-timing.com

Printed - 10:15 Sunday, 10 July 2022

No Limits Racing 2022 - Rnd 5 @ Anglesey

Pirelli Super Series 1000 supported by Premier 1000s

RACE 19 - CLASSIFICATION



POS	NO	CL	PIC NAME	ENTRY	LAPS	TIME	GAP	DIFF	MPH	BEST	ON
1	9	PSS	1 Callum GRIGOR	Kawasaki 1000 - Kirkcaldy Kawasaki - Advanced Hc	15	17:19.561			80.51	1:08.513	2
2	19	PSS	2 Joe TALBOT	Kawasaki 1000 - Warrington MOT Centre	15	17:24.431	4.870	4.870	80.13	1:08.672	5
3	31	PSS	3 Sam COX	BMW 1000 - Sam Cox Racing	15	17:26.691	7.130	2.260	79.96	1:08.635	6
4	88	PSS	4 Josh DALEY	Kawasaki 1000 -	15	17:30.759	11.198	4.068	79.65	1:09.009	3
5	260	PSS	5 Ryan COOPER	Suzuki 1000 -	15	17:39.407	19.846	8.648	79.00	1:09.285	5
6	26	PSS	6 Joe MOORE	Suzuki 1000 - Clear Line Racing	15	17:39.894	20.333	0.487	78.97	1:09.928	3
7	17	PREM	1 Damien FRICKER	Aprilia 1100 - Autotrilogy.com	14	16:42.298	1 Lap	1 Lap	77.94	1:10.603	5
8	60	PREM	2 Oliver RILEY	Kawasaki 1000 - MODA Contracting	14	16:48.150	1 Lap	5.852	77.48	1:10.677	13
9	67	PSSPREM	1 Scott MCFARLANE	BMW 1000 - Fortis Racing / HM Racing / Absolut5 /	14	16:49.110	1 Lap	0.960	77.41	1:11.088	12
10	47	PSSPREM	2 Liam MURTAGH	Kawasaki 1000 - Lady Lodge Systems, Corby Kawa	14	16:51.649	1 Lap	2.539	77.22	1:11.455	8
11	4	PSSPREM	3 Richie HARRISON	Kawasaki 1000 - RAP Racing	14	16:59.974	1 Lap	8.325	76.59	1:12.130	7
12	77	PSSPREM	4 Mark PATTINSON	Suzuki 1000 - M Pattinson Joinery	14	17:04.482	1 Lap	4.508	76.25	1:12.387	2
13	155	PSSPREM	5 Jake MAJOR-BIRD	Suzuki 1000 - premier KIA - www.premier-car.co.uk	14	17:04.626	1 Lap	0.144	76.24	1:11.814	3
14	508	PSSPREM	6 Daniel MCFADDEN	Yamaha 1000 - Sycamore Yamaha	14	17:09.130	1 Lap	4.504	75.90	1:12.687	14
15	66	PSSPREM	7 Joe CARNELL	BMW 1000 - fortis motorsport	14	17:10.311	1 Lap	1.181	75.82	1:12.159	3
16	191	PREM	3 Dave NORTON	Suzuki 1000 -	14	17:17.016	1 Lap	6.705	75.33	1:12.937	14
17	177	PREM	4 Steve FRIZZELL	BMW 1000 -	14	17:33.509	1 Lap	16.493	74.15	1:13.671	12

NOT CLASSIFIED

DNF	21	PSS	Ryan CRINGLE	Honda 1000 -	14	16:10.677	1 Lap		80.48	1:08.240	3
DNF	57	PSS	James SKELDING	Kawasaki 1000 - Bilstein / Spencer & Sons / Power	8	9:33.528	7 Laps	6 Laps	77.83	1:09.641	5
DNF	169	PREM	Phil ABEL	Suzuki 1000 - Abels joinery	7	9:03.043	8 Laps	1 Lap	71.92	1:15.190	2

FASTEST LAP

	21	PSS	Ryan CRINGLE	Honda 1000 -	3	1:08.240			81.77 mph	131.59 kph
	17	PREM	Damien FRICKER	Aprilia 1100 - Autotrilogy.com	5	1:10.603			79.03 mph	127.19 kph
	67	PSSPREM	Scott MCFARLANE	BMW 1000 - Fortis Racing / HM Racing / Absolut5 /	12	1:11.088			78.49 mph	126.32 kph

Class PSS - 92.5% of Race Speed = 74.47 mph
 Class PREM - 92.5% of Race Speed = 72.09 mph
 Class PSSPREM - 92.5% of Race Speed = 71.60 mph
 Red Flag (end of session): 14:30

Weather / Track : Bright / Dry

These results are provisional until the conclusion of any judicial and technical matters.

Race Distance: 15 Laps / 23.25 miles

Anglesey Coastal: 1.5500 miles

Date: 10/07/2022 Start: 14:13 Finish: 14:29

Clerk Of Course : Clare Neate C. Neate Digitally Approved at 14:37 Sunday, 10 July 2022	Stewards :	Timekeeper : Sam Jones S. Jones Digitally Approved at 14:35 Sunday, 10 July 2022
---	------------	--

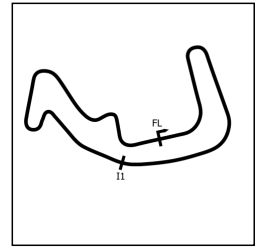
Results can be found at www.tsl-timing.com

Printed - 14:32 Sunday, 10 July 2022

No Limits Racing 2022 - Rnd 5 @ Anglesey

Pirelli Super Series 1000 supported by Premier 1000s

RACE 19 - SECTOR ANALYSIS



SECTOR 1 = FL to I1, SECTOR 2 = I1 to FL, DIFF = Difference To Personal Best Lap, P = Crossed Finish Line in Pit Lane, D = Time Disallowed

P1		9 PSS		Callum GRIGOR		Kawasaki 1000 - Kirkcaldy Kawasaki - Advanced Hot Tubs Cent	
IDEAL LAP TIME : 1:08.236		BEST LAP TIME : 1:08.513		DIFFERENCE : 0.277			
LAP	SECTOR 1	SECTOR 2	LAP TIME	MPH	DIFF	TIME OF DAY	
1 -		38.428	1:11.885	77.62	3.372	14:14:15.537	
2 -	29.808	38.705	1:08.513 (1)	81.44		14:15:24.050	
3 -	29.933	38.762	1:08.695 (2)	81.22	0.182	14:16:32.745	
4 -	30.201	39.061	1:09.262	80.56	0.749	14:17:42.007	
5 -	30.424	39.061	1:09.485	80.30	0.972	14:18:51.492	
6 -	30.367	39.197	1:09.564	80.21	1.051	14:20:01.056	
7 -	30.246	39.414	1:09.660	80.10	1.147	14:21:10.716	
8 -	29.971	38.791	1:08.762 (3)	81.15	0.249	14:22:19.478	
9 -	30.046	38.809	1:08.855	81.04	0.342	14:23:28.333	
10 -	30.041	39.132	1:09.173	80.66	0.660	14:24:37.506	
11 -	29.971	38.972	1:08.943	80.93	0.430	14:25:46.449	
12 -	30.064	39.098	1:09.162	80.68	0.649	14:26:55.611	
13 -	30.375	39.005	1:09.380	80.42	0.867	14:28:04.991	
14 -	30.135	38.990	1:09.125	80.72	0.612	14:29:14.116	
15 -	30.045	39.052	1:09.097	80.75	0.584	14:30:23.213	

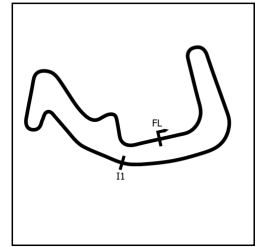
P2		19 PSS		Joe TALBOT		Kawasaki 1000 - Warrington MOT Centre	
IDEAL LAP TIME : 1:08.672		BEST LAP TIME : 1:08.672		DIFFERENCE : 0.000			
LAP	SECTOR 1	SECTOR 2	LAP TIME	MPH	DIFF	TIME OF DAY	
1 -		39.211	1:13.119	76.31	4.447	14:14:16.771	
2 -	30.648	38.828	1:09.476	80.31	0.804	14:15:26.247	
3 -	30.276	38.713	1:08.989 (3)	80.88	0.317	14:16:35.236	
4 -	30.185	38.587	1:08.772 (2)	81.13	0.100	14:17:44.008	
5 -	30.134	38.538	1:08.672 (1)	81.25		14:18:52.680	
6 -	30.277	38.808	1:09.085	80.77	0.413	14:20:01.765	
7 -	30.334	39.064	1:09.398	80.40	0.726	14:21:11.163	
8 -	30.306	38.824	1:09.130	80.71	0.458	14:22:20.293	
9 -	30.372	38.707	1:09.079	80.77	0.407	14:23:29.372	
10 -	30.212	39.042	1:09.254	80.57	0.582	14:24:38.626	
11 -	30.309	38.922	1:09.231	80.60	0.559	14:25:47.857	
12 -	30.402	38.963	1:09.365	80.44	0.693	14:26:57.222	
13 -	30.506	39.356	1:09.862	79.87	1.190	14:28:07.084	
14 -	30.638	39.518	1:10.156	79.53	1.484	14:29:17.240	
15 -	30.837	40.006	1:10.843	78.76	2.171	14:30:28.083	

P3		31 PSS		Sam COX		BMW 1000 - Sam Cox Racing	
IDEAL LAP TIME : 1:08.630		BEST LAP TIME : 1:08.635		DIFFERENCE : 0.005			
LAP	SECTOR 1	SECTOR 2	LAP TIME	MPH	DIFF	TIME OF DAY	
1 -		40.101	1:15.315	74.08	6.680	14:14:18.967	
2 -	30.217	39.589	1:09.806	79.93	1.171	14:15:28.773	
3 -	30.109	39.148	1:09.257	80.57	0.622	14:16:38.030	
4 -	30.180	38.954	1:09.134	80.71	0.499	14:17:47.164	
5 -	29.811	38.901	1:08.712 (2)	81.20	0.077	14:18:55.876	
6 -	29.816	38.819	1:08.635 (1)	81.30		14:20:04.511	
7 -	30.329	39.782	1:10.111	79.58	1.476	14:21:14.622	
8 -	30.230	39.536	1:09.766	79.98	1.131	14:22:24.388	
9 -	29.931	39.118	1:09.049 (3)	80.81	0.414	14:23:33.437	
10 -	29.975	39.208	1:09.183	80.65	0.548	14:24:42.620	
11 -	30.010	39.165	1:09.175	80.66	0.540	14:25:51.795	
12 -	30.088	39.282	1:09.370	80.43	0.735	14:27:01.165	
13 -	29.942	39.454	1:09.396	80.40	0.761	14:28:10.561	
14 -	30.052	39.803	1:09.855	79.88	1.220	14:29:20.416	
15 -	30.171	39.756	1:09.927	79.79	1.292	14:30:30.343	

No Limits Racing 2022 - Rnd 5 @ Anglesey

Pirelli Super Series 1000 supported by Premier 1000s

RACE 19 - SECTOR ANALYSIS



SECTOR 1 = FL to I1, SECTOR 2 = I1 to FL, DIFF = Difference To Personal Best Lap, P = Crossed Finish Line in Pit Lane, D = Time Disallowed

P4 88 PSS Josh DALEY			Kawasaki 1000 -			
IDEAL LAP TIME : 1:08.984		BEST LAP TIME : 1:09.009		DIFFERENCE : 0.025		
LAP	SECTOR 1	SECTOR 2	LAP TIME	MPH	DIFF	TIME OF DAY
1 -		39.681	1:14.027	75.37	5.018	14:14:17.679
2 -	30.282	39.085	1:09.367	80.44	0.358	14:15:27.046
3 -	29.972	39.037	1:09.009 (1)	80.85		14:16:36.055
4 -	30.100	39.156	1:09.256 (3)	80.57	0.247	14:17:45.311
5 -	29.947	39.257	1:09.204 (2)	80.63	0.195	14:18:54.515
6 -	30.608	39.274	1:09.882	79.84	0.873	14:20:04.397
7 -	30.308	39.657	1:09.965	79.75	0.956	14:21:14.362
8 -	30.369	39.373	1:09.742	80.00	0.733	14:22:24.104
9 -	30.347	39.550	1:09.897	79.83	0.888	14:23:34.001
10 -	30.209	39.436	1:09.645	80.12	0.636	14:24:43.646
11 -	30.141	39.332	1:09.473	80.31	0.464	14:25:53.119
12 -	30.471	39.858	1:10.329	79.34	1.320	14:27:03.448
13 -	30.342	39.636	1:09.978	79.73	0.969	14:28:13.426
14 -	30.553	39.600	1:10.153	79.54	1.144	14:29:23.579
15 -	30.837	39.995	1:10.832	78.77	1.823	14:30:34.411

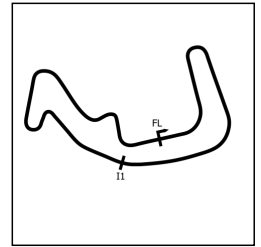
P5 260 PSS Ryan COOPER			Suzuki 1000 -			
IDEAL LAP TIME : 1:09.285		BEST LAP TIME : 1:09.285		DIFFERENCE : 0.000		
LAP	SECTOR 1	SECTOR 2	LAP TIME	MPH	DIFF	TIME OF DAY
1 -		40.046	1:14.881	74.51	5.596	14:14:18.533
2 -	30.441	39.665	1:10.106	79.59	0.821	14:15:28.639
3 -	30.279	39.527	1:09.806 (2)	79.93	0.521	14:16:38.445
4 -	30.775	39.143	1:09.918 (3)	79.80	0.633	14:17:48.363
5 -	30.169	39.116	1:09.285 (1)	80.53		14:18:57.648
6 -	30.684	39.636	1:10.320	79.35	1.035	14:20:07.968
7 -	30.569	39.706	1:10.275	79.40	0.990	14:21:18.243
8 -	30.886	39.814	1:10.700	78.92	1.415	14:22:28.943
9 -	30.758	40.028	1:10.786	78.82	1.501	14:23:39.729
10 -	30.713	39.671	1:10.384	79.27	1.099	14:24:50.113
11 -	30.731	39.905	1:10.636	78.99	1.351	14:26:00.749
12 -	30.713	39.641	1:10.354	79.31	1.069	14:27:11.103
13 -	30.559	39.874	1:10.433	79.22	1.148	14:28:21.536
14 -	30.735	39.974	1:10.709	78.91	1.424	14:29:32.245
15 -	30.663	40.151	1:10.814	78.79	1.529	14:30:43.059

P6 26 PSS Joe MOORE			Suzuki 1000 - Clear Line Racing			
IDEAL LAP TIME : 1:09.511		BEST LAP TIME : 1:09.928		DIFFERENCE : 0.417		
LAP	SECTOR 1	SECTOR 2	LAP TIME	MPH	DIFF	TIME OF DAY
1 -		39.923	1:15.024	74.37	5.096	14:14:18.676
2 -	31.072	39.689	1:10.761	78.85	0.833	14:15:29.437
3 -	30.845	39.083	1:09.928 (1)	79.79		14:16:39.365
4 -	30.797	39.468	1:10.265	79.41	0.337	14:17:49.630
5 -	30.617	39.422	1:10.039 (3)	79.67	0.111	14:18:59.669
6 -	30.602	39.526	1:10.128	79.56	0.200	14:20:09.797
7 -	30.428	39.912	1:10.340	79.32	0.412	14:21:20.137
8 -	30.856	39.138	1:09.994 (2)	79.72	0.066	14:22:30.131
9 -	30.438	39.753	1:10.191	79.49	0.263	14:23:40.322
10 -	30.510	39.562	1:10.072	79.63	0.144	14:24:50.394
11 -	30.666	39.924	1:10.590	79.04	0.662	14:26:00.984
12 -	30.640	39.686	1:10.326	79.34	0.398	14:27:11.310
13 -	30.557	39.864	1:10.421	79.23	0.493	14:28:21.731
14 -	30.702	39.930	1:10.632	79.00	0.704	14:29:32.363
15 -	30.626	40.557	1:11.183	78.39	1.255	14:30:43.546

No Limits Racing 2022 - Rnd 5 @ Anglesey

Pirelli Super Series 1000 supported by Premier 1000s

RACE 19 - SECTOR ANALYSIS



SECTOR 1 = FL to I1, SECTOR 2 = I1 to FL, DIFF = Difference To Personal Best Lap, P = Crossed Finish Line in Pit Lane, D = Time Disallowed

P7 17 PREM Damien FRICKER			Aprilia 1100 - Autotriology.com			
IDEAL LAP TIME : 1:10.567		BEST LAP TIME : 1:10.603	DIFFERENCE : 0.036			
LAP	SECTOR 1	SECTOR 2	LAP TIME	MPH	DIFF	TIME OF DAY
1 -		41.184	1:17.021	72.44	6.418	14:14:20.673
2 -	31.150	40.208	1:11.358	78.19	0.755	14:15:32.031
3 -	31.218	39.781	1:10.999	78.59	0.396	14:16:43.030
4 -	30.940	39.873	1:10.813 (3)	78.79	0.210	14:17:53.843
5 -	30.815	39.788	1:10.603 (1)	79.03		14:19:04.446
6 -	30.822	39.898	1:10.720 (2)	78.90	0.117	14:20:15.166
7 -	31.172	40.037	1:11.209	78.36	0.606	14:21:26.375
8 -	30.987	40.110	1:11.097	78.48	0.494	14:22:37.472
9 -	30.786	40.377	1:11.163	78.41	0.560	14:23:48.635
10 -	31.190	40.061	1:11.251	78.31	0.648	14:24:59.886
11 -	31.257	39.994	1:11.251	78.31	0.648	14:26:11.137
12 -	31.128	40.283	1:11.411	78.13	0.808	14:27:22.548
13 -	31.302	40.177	1:11.479	78.06	0.876	14:28:34.027
14 -	31.385	40.538	1:11.923	77.58	1.320	14:29:45.950

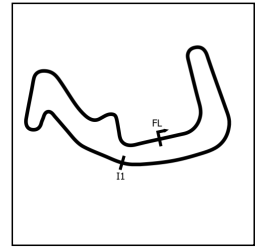
P8 60 PREM Oliver RILEY			Kawasaki 1000 - MODA Contracting			
IDEAL LAP TIME : 1:10.677		BEST LAP TIME : 1:10.677	DIFFERENCE : 0.000			
LAP	SECTOR 1	SECTOR 2	LAP TIME	MPH	DIFF	TIME OF DAY
1 -		41.194	1:17.644	71.86	6.967	14:14:21.296
2 -	31.411	40.277	1:11.688	77.83	1.011	14:15:32.984
3 -	31.275	40.278	1:11.553	77.98	0.876	14:16:44.537
4 -	31.221	40.513	1:11.734	77.78	1.057	14:17:56.271
5 -	32.260	40.768	1:13.028	76.40	2.351	14:19:09.299
6 -	31.048	40.261	1:11.309	78.25	0.632	14:20:20.608
7 -	31.275	40.399	1:11.674	77.85	0.997	14:21:32.282
8 -	31.164	40.411	1:11.575	77.96	0.898	14:22:43.857
9 -	30.985	40.738	1:11.723	77.79	1.046	14:23:55.580
10 -	31.220	40.682	1:11.902	77.60	1.225	14:25:07.482
11 -	31.088	40.580	1:11.668	77.85	0.991	14:26:19.150
12 -	31.073	40.006	1:11.079 (3)	78.50	0.402	14:27:30.229
13 -	30.819	39.858	1:10.677 (1)	78.95		14:28:40.906
14 -	30.998	39.898	1:10.896 (2)	78.70	0.219	14:29:51.802

P9 67 PSSPREI Scott MCFARLANE			BMW 1000 - Fortis Racing / HM Racing / Absolut5 / TheChilliGu			
IDEAL LAP TIME : 1:11.025		BEST LAP TIME : 1:11.088	DIFFERENCE : 0.063			
LAP	SECTOR 1	SECTOR 2	LAP TIME	MPH	DIFF	TIME OF DAY
1 -		41.195	1:17.415	72.07	6.327	14:14:21.067
2 -	31.372	40.917	1:12.289	77.19	1.201	14:15:33.356
3 -	31.234	40.449	1:11.683	77.84	0.595	14:16:45.039
4 -	31.314	40.680	1:11.994	77.50	0.906	14:17:57.033
5 -	31.354	40.602	1:11.956	77.54	0.868	14:19:08.989
6 -	31.085	40.312	1:11.397 (3)	78.15	0.309	14:20:20.386
7 -	31.290	40.464	1:11.754	77.76	0.666	14:21:32.140
8 -	31.110	40.403	1:11.513	78.02	0.425	14:22:43.653
9 -	31.015	40.790	1:11.805	77.71	0.717	14:23:55.458
10 -	31.187	40.670	1:11.857	77.65	0.769	14:25:07.315
11 -	31.094	40.452	1:11.546	77.99	0.458	14:26:18.861
12 -	30.995	40.093	1:11.088 (1)	78.49		14:27:29.949
13 -	30.932	40.601	1:11.533	78.00	0.445	14:28:41.482
14 -	31.174	40.106	1:11.280 (2)	78.28	0.192	14:29:52.762

No Limits Racing 2022 - Rnd 5 @ Anglesey

Pirelli Super Series 1000 supported by Premier 1000s

RACE 19 - SECTOR ANALYSIS



SECTOR 1 = FL to I1, SECTOR 2 = I1 to FL, DIFF = Difference To Personal Best Lap, P = Crossed Finish Line in Pit Lane, D = Time Disallowed

P10 47 PSSPREI Liam MURTAGH		Kawasaki 1000 - Lady Lodge Systems, Corby Kawasaki				
IDEAL LAP TIME : 1:11.337		BEST LAP TIME : 1:11.455		DIFFERENCE : 0.118		
LAP	SECTOR 1	SECTOR 2	LAP TIME	MPH	DIFF	TIME OF DAY
1 -		41.004	1:16.947	72.51	5.492	14:14:20.599
2 -	31.557	40.697	1:12.254	77.22	0.799	14:15:32.853
3 -	31.023	40.527	1:11.550 (2)	77.98	0.095	14:16:44.403
4 -	31.179	40.535	1:11.714	77.80	0.259	14:17:56.117
5 -	31.157	40.781	1:11.938	77.56	0.483	14:19:08.055
6 -	31.223	40.953	1:12.176	77.31	0.721	14:20:20.231
7 -	31.113	40.555	1:11.668	77.85	0.213	14:21:31.899
8 -	30.989	40.466	1:11.455 (1)	78.09		14:22:43.354
9 -	30.871	41.008	1:11.879	77.63	0.424	14:23:55.233
10 -	30.957	40.948	1:11.905	77.60	0.450	14:25:07.138
11 -	31.064	40.517	1:11.581 (3)	77.95	0.126	14:26:18.719
12 -	31.735	40.843	1:12.578	76.88	1.123	14:27:31.297
13 -	31.116	41.011	1:12.127	77.36	0.672	14:28:43.424
14 -	30.906	40.971	1:11.877	77.63	0.422	14:29:55.301

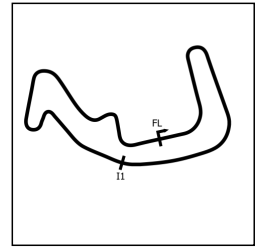
P11 4 PSSPREI Richie HARRISON		Kawasaki 1000 - RAP Racing				
IDEAL LAP TIME : 1:11.903		BEST LAP TIME : 1:12.130		DIFFERENCE : 0.227		
LAP	SECTOR 1	SECTOR 2	LAP TIME	MPH	DIFF	TIME OF DAY
1 -		41.646	1:18.600	70.99	6.470	14:14:22.252
2 -	31.450	40.901	1:12.351	77.12	0.221	14:15:34.603
3 -	31.314	40.877	1:12.191 (3)	77.29	0.061	14:16:46.794
4 -	31.272	41.187	1:12.459	77.00	0.329	14:17:59.253
5 -	31.387	40.995	1:12.382	77.09	0.252	14:19:11.635
6 -	31.026	41.131	1:12.157 (2)	77.33	0.027	14:20:23.792
7 -	31.122	41.008	1:12.130 (1)	77.36		14:21:35.922
8 -	31.252	41.621	1:12.873	76.57	0.743	14:22:48.795
9 -	31.234	41.251	1:12.485	76.98	0.355	14:24:01.280
10 -	31.448	41.010	1:12.458	77.01	0.328	14:25:13.738
11 -	31.384	40.943	1:12.327	77.15	0.197	14:26:26.065
12 -	31.298	41.139	1:12.437	77.03	0.307	14:27:38.502
13 -	31.520	41.321	1:12.841	76.60	0.711	14:28:51.343
14 -	31.297	40.986	1:12.283	77.19	0.153	14:30:03.626

P12 77 PSSPREI Mark PATTINSON		Suzuki 1000 - M Pattinson Joinery				
IDEAL LAP TIME : 1:12.350		BEST LAP TIME : 1:12.387		DIFFERENCE : 0.037		
LAP	SECTOR 1	SECTOR 2	LAP TIME	MPH	DIFF	TIME OF DAY
1 -		41.743	1:18.353	71.21	5.966	14:14:22.005
2 -	31.367	41.020	1:12.387 (1)	77.08		14:15:34.392
3 -	31.711	41.236	1:12.947	76.49	0.560	14:16:47.339
4 -	31.514	41.272	1:12.786	76.66	0.399	14:18:00.125
5 -	31.425	40.984	1:12.409 (2)	77.06	0.022	14:19:12.534
6 -	31.373	41.173	1:12.546 (3)	76.91	0.159	14:20:25.080
7 -	31.605	41.030	1:12.635	76.82	0.248	14:21:37.715
8 -	31.608	41.389	1:12.997	76.44	0.610	14:22:50.712
9 -	31.730	41.600	1:13.330	76.09	0.943	14:24:04.042
10 -	31.605	41.347	1:12.952	76.48	0.565	14:25:16.994
11 -	31.701	41.244	1:12.945	76.49	0.558	14:26:29.939
12 -	31.413	41.208	1:12.621	76.83	0.234	14:27:42.560
13 -	31.366	41.426	1:12.792	76.65	0.405	14:28:55.352
14 -	31.602	41.180	1:12.782	76.66	0.395	14:30:08.134

No Limits Racing 2022 - Rnd 5 @ Anglesey

Pirelli Super Series 1000 supported by Premier 1000s

RACE 19 - SECTOR ANALYSIS



SECTOR 1 = FL to I1, SECTOR 2 = I1 to FL, DIFF = Difference To Personal Best Lap, P = Crossed Finish Line in Pit Lane, D = Time Disallowed

P13 155 PSSPREI Jake MAJOR-BIRD			Suzuki 1000 - premier KIA - www.premier-car.co.uk			
IDEAL LAP TIME : 1:11.755		BEST LAP TIME : 1:11.814	DIFFERENCE : 0.059			
LAP	SECTOR 1	SECTOR 2	LAP TIME	MPH	DIFF	TIME OF DAY
1 -		41.728	1:19.805	69.92	7.991	14:14:23.457
2 -	32.071	41.136	1:13.207	76.22	1.393	14:15:36.664
3 -	31.412	40.402	1:11.814 (1)	77.70		14:16:48.478
4 -	31.749	40.691	1:12.440	77.02	0.626	14:18:00.918
5 -	31.518	40.801	1:12.319 (3)	77.15	0.505	14:19:13.237
6 -	31.500	41.089	1:12.589	76.87	0.775	14:20:25.826
7 -	32.089	40.980	1:13.069	76.36	1.255	14:21:38.895
8 -	31.773	41.431	1:13.204	76.22	1.390	14:22:52.099
9 -	31.521	41.524	1:13.045	76.39	1.231	14:24:05.144
10 -	31.658	41.196	1:12.854	76.59	1.040	14:25:17.998
11 -	31.621	40.577	1:12.198 (2)	77.28	0.384	14:26:30.196
12 -	31.588	41.057	1:12.645	76.81	0.831	14:27:42.841
13 -	31.353	41.264	1:12.617	76.84	0.803	14:28:55.458
14 -	31.687	41.133	1:12.820	76.62	1.006	14:30:08.278

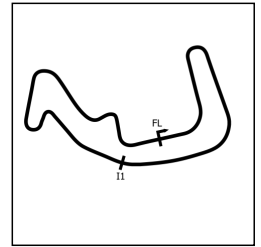
P14 508 PSSPREI Daniel MCFADDEN			Yamaha 1000 - Sycamore Yamaha			
IDEAL LAP TIME : 1:12.525		BEST LAP TIME : 1:12.687	DIFFERENCE : 0.162			
LAP	SECTOR 1	SECTOR 2	LAP TIME	MPH	DIFF	TIME OF DAY
1 -		41.695	1:19.646	70.05	6.959	14:14:23.298
2 -	32.069	41.197	1:13.266	76.16	0.579	14:15:36.564
3 -	32.012	41.074	1:13.086	76.34	0.399	14:16:49.650
4 -	31.830	41.100	1:12.930	76.51	0.243	14:18:02.580
5 -	32.213	41.130	1:13.343	76.08	0.656	14:19:15.923
6 -	32.017	41.407	1:13.424	75.99	0.737	14:20:29.347
7 -	31.876	41.024	1:12.900	76.54	0.213	14:21:42.247
8 -	31.646	41.247	1:12.893 (3)	76.55	0.206	14:22:55.140
9 -	31.887	41.054	1:12.941	76.50	0.254	14:24:08.081
10 -	32.023	41.149	1:13.172	76.25	0.485	14:25:21.253
11 -	31.870	41.286	1:13.156	76.27	0.469	14:26:34.409
12 -	31.837	40.921	1:12.758 (2)	76.69	0.071	14:27:47.167
13 -	31.748	41.180	1:12.928	76.51	0.241	14:29:00.095
14 -	31.808	40.879	1:12.687 (1)	76.76		14:30:12.782

P15 66 PSSPREI Joe CARNELL			BMW 1000 - fortis motorsport			
IDEAL LAP TIME : 1:12.119		BEST LAP TIME : 1:12.159	DIFFERENCE : 0.040			
LAP	SECTOR 1	SECTOR 2	LAP TIME	MPH	DIFF	TIME OF DAY
1 -		41.881	1:19.196	70.45	7.037	14:14:22.848
2 -	32.041	41.220	1:13.261	76.16	1.102	14:15:36.109
3 -	31.429	40.730	1:12.159 (1)	77.32		14:16:48.268
4 -	31.506	40.830	1:12.336 (2)	77.14	0.177	14:18:00.604
5 -	31.405	41.091	1:12.496 (3)	76.97	0.337	14:19:13.100
6 -	31.424	41.185	1:12.609	76.85	0.450	14:20:25.709
7 -	32.033	41.019	1:13.052	76.38	0.893	14:21:38.761
8 -	31.814	41.423	1:13.237	76.19	1.078	14:22:51.998
9 -	31.389	41.625	1:13.014	76.42	0.855	14:24:05.012
10 -	31.687	41.177	1:12.864	76.58	0.705	14:25:17.876
11 -	31.886	41.810	1:13.696	75.71	1.537	14:26:31.572
12 -	32.057	42.094	1:14.151	75.25	1.992	14:27:45.723
13 -	32.187	41.804	1:13.991	75.41	1.832	14:28:59.714
14 -	32.396	41.853	1:14.249	75.15	2.090	14:30:13.963

No Limits Racing 2022 - Rnd 5 @ Anglesey

Pirelli Super Series 1000 supported by Premier 1000s

RACE 19 - SECTOR ANALYSIS



SECTOR 1 = FL to I1, SECTOR 2 = I1 to FL, DIFF = Difference To Personal Best Lap, P = Crossed Finish Line in Pit Lane, D = Time Disallowed

P16 191 PREM Dave NORTON			Suzuki 1000 -			
IDEAL LAP TIME : 1:12.873		BEST LAP TIME : 1:12.937		DIFFERENCE : 0.064		
LAP	SECTOR 1	SECTOR 2	LAP TIME	MPH	DIFF	TIME OF DAY
1 -		42.395	1:20.836	69.02	7.899	14:14:24.488
2 -	32.312	42.239	1:14.551	74.84	1.614	14:15:39.039
3 -	32.589	41.697	1:14.286	75.11	1.349	14:16:53.325
4 -	32.112	41.539	1:13.651	75.76	0.714	14:18:06.976
5 -	32.234	41.457	1:13.691	75.72	0.754	14:19:20.667
6 -	31.818	41.528	1:13.346	76.07	0.409	14:20:34.013
7 -	31.698	41.461	1:13.159 (3)	76.27	0.222	14:21:47.172
8 -	32.162	41.705	1:13.867	75.54	0.930	14:23:01.039
9 -	32.022	41.646	1:13.668	75.74	0.731	14:24:14.707
10 -	32.021	41.308	1:13.329	76.09	0.392	14:25:28.036
11 -	32.022	41.470	1:13.492	75.92	0.555	14:26:41.528
12 -	31.723	41.309	1:13.032 (2)	76.40	0.095	14:27:54.560
13 -	31.900	41.271	1:13.171	76.26	0.234	14:29:07.731
14 -	31.602	41.335	1:12.937 (1)	76.50		14:30:20.668

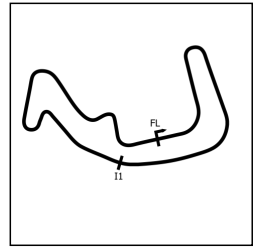
P17 177 PREM Steve FRIZZELL			BMW 1000 -			
IDEAL LAP TIME : 1:13.418		BEST LAP TIME : 1:13.671		DIFFERENCE : 0.253		
LAP	SECTOR 1	SECTOR 2	LAP TIME	MPH	DIFF	TIME OF DAY
1 -		42.441	1:21.421	68.53	7.750	14:14:25.073
2 -	32.699	42.067	1:14.766	74.63	1.095	14:15:39.839
3 -	32.563	41.506	1:14.069 (3)	75.33	0.398	14:16:53.908
4 -	38.411	41.779	1:20.190	69.58	6.519	14:18:14.098
5 -	32.336	42.194	1:14.530	74.86	0.859	14:19:28.628
6 -	32.959	41.873	1:14.832	74.56	1.161	14:20:43.460
7 -	32.741	41.605	1:14.346	75.05	0.675	14:21:57.806
8 -	32.609	42.030	1:14.639	74.76	0.968	14:23:12.445
9 -	32.414	41.665	1:14.079	75.32	0.408	14:24:26.524
10 -	32.418	41.823	1:14.241	75.16	0.570	14:25:40.765
11 -	32.307	41.542	1:13.849 (2)	75.56	0.178	14:26:54.614
12 -	32.296	41.375	1:13.671 (1)	75.74		14:28:08.285
13 -	32.043	42.204	1:14.247	75.15	0.576	14:29:22.532
14 -	32.655	41.974	1:14.629	74.77	0.958	14:30:37.161

P18 21 PSS Ryan CRINGLE			Honda 1000 -			
IDEAL LAP TIME : 1:08.240		BEST LAP TIME : 1:08.240		DIFFERENCE : 0.000		
LAP	SECTOR 1	SECTOR 2	LAP TIME	MPH	DIFF	TIME OF DAY
1 -		39.383	1:12.957	76.48	4.717	14:14:16.609
2 -	29.889	38.472	1:08.361 (2)	81.62	0.121	14:15:24.970
3 -	29.778	38.462	1:08.240 (1)	81.77		14:16:33.210
4 -	29.821	39.085	1:08.906	80.98	0.666	14:17:42.116
5 -	29.962	38.998	1:08.960	80.91	0.720	14:18:51.076
6 -	30.325	39.447	1:09.772	79.97	1.532	14:20:00.848
7 -	30.262	39.817	1:10.079	79.62	1.839	14:21:10.927
8 -	29.940	38.933	1:08.873	81.01	0.633	14:22:19.800
9 -	29.869	38.911	1:08.780 (3)	81.12	0.540	14:23:28.580
10 -	30.245	38.934	1:09.179	80.66	0.939	14:24:37.759
11 -	29.867	39.027	1:08.894	80.99	0.654	14:25:46.653
12 -	29.950	39.151	1:09.101	80.75	0.861	14:26:55.754
13 -	30.587	38.967	1:09.554	80.22	1.314	14:28:05.308
14 -	30.142	38.879	1:09.021	80.84	0.781	14:29:14.329

No Limits Racing 2022 - Rnd 5 @ Anglesey

Pirelli Super Series 1000 supported by Premier 1000s

RACE 19 - SECTOR ANALYSIS



SECTOR 1 = FL to I1, SECTOR 2 = I1 to FL, DIFF = Difference To Personal Best Lap, P = Crossed Finish Line in Pit Lane, D = Time Disallowed

P19 57 PSS James SKELDING			Kawasaki 1000 - Bilstein / Spencer & Sons / Power Tool Rentals			
IDEAL LAP TIME : 1:09.512		BEST LAP TIME : 1:09.641	DIFFERENCE : 0.129			
LAP	SECTOR 1	SECTOR 2	LAP TIME	MPH	DIFF	TIME OF DAY
1 -		39.898	1:14.495	74.90	4.854	14:14:18.147
2 -	30.589	39.455	1:10.044	79.66	0.403	14:15:28.191
3 -	30.478	39.185	1:09.663 (2)	80.10	0.022	14:16:37.854
4 -	30.534	39.392	1:09.926 (3)	79.79	0.285	14:17:47.780
5 -	30.327	39.314	1:09.641 (1)	80.12		14:18:57.421
6 -	30.754	40.243	1:10.997	78.59	1.356	14:20:08.418
7 -	31.227	40.357	1:11.584	77.95	1.943	14:21:20.002
8 -	31.207	IN PIT	1:17.178 P	72.30	7.537	14:22:37.180

P20 169 PREM Phil ABEL			Suzuki 1000 - Abels joinery			
IDEAL LAP TIME : 1:15.142		BEST LAP TIME : 1:15.190	DIFFERENCE : 0.048			
LAP	SECTOR 1	SECTOR 2	LAP TIME	MPH	DIFF	TIME OF DAY
1 -		43.177	1:22.487	67.64	7.297	14:14:26.139
2 -	32.786	42.404	1:15.190 (1)	74.21		14:15:41.329
3 -	32.782	42.427	1:15.209 (2)	74.19	0.019	14:16:56.538
4 -	33.630	42.444	1:16.074	73.35	0.884	14:18:12.612
5 -	33.039	42.667	1:15.706 (3)	73.70	0.516	14:19:28.318
6 -	33.508	42.360	1:15.868	73.54	0.678	14:20:44.186
7 -	33.192	49.317	1:22.509	67.62	7.319	14:22:06.695

No Limits Racing 2022 - Rnd 5 @ Anglesey

Pirelli Super Series 1000 supported by Premier 1000s

RACE 19 - BEST SECTORS

SECTOR 1			SECTOR 2			IDEAL / BEST COMPARISON						
POS	NO	NAME	TIME	NO	NAME	TIME	POS	NO	NAME	IDEAL	BEST	DIFF
									PERFECT LAP	1:08.206		
1	21	CRINGLE	29.778	9	GRIGOR	38.428	1	9	GRIGOR	1:08.236	1:08.513	0.277
2	9	GRIGOR	29.808	21	CRINGLE	38.462	2	21	CRINGLE	1:08.240	1:08.240	0.000
3	31	COX	29.811	19	TALBOT	38.538	3	31	COX	1:08.630	1:08.635	0.005
4	88	DALEY	29.947	31	COX	38.819	4	19	TALBOT	1:08.672	1:08.672	0.000
5	19	TALBOT	30.134	88	DALEY	39.037	5	88	DALEY	1:08.984	1:09.009	0.025
6	260	COOPER	30.169	26	MOORE	39.083	6	260	COOPER	1:09.285	1:09.285	0.000
7	57	SKELDING	30.327	260	COOPER	39.116	7	26	MOORE	1:09.511	1:09.928	0.417
8	26	MOORE	30.428	57	SKELDING	39.185	8	57	SKELDING	1:09.512	1:09.641	0.129
9	17	FRICKER	30.786	17	FRICKER	39.781	9	17	FRICKER	1:10.567	1:10.603	0.036
10	60	RILEY	30.819	60	RILEY	39.858	10	60	RILEY	1:10.677	1:10.677	0.000
11	47	MURTAGH	30.871	67	MCFARLANE	40.093	11	67	MCFARLANE	1:11.025	1:11.088	0.063
12	67	MCFARLANE	30.932	155	MAJOR-BIRD	40.402	12	47	MURTAGH	1:11.337	1:11.455	0.118
13	4	HARRISON	31.026	47	MURTAGH	40.466	13	155	MAJOR-BIRD	1:11.755	1:11.814	0.059
14	155	MAJOR-BIRD	31.353	66	CARNELL	40.730	14	4	HARRISON	1:11.903	1:12.130	0.227
15	77	PATTINSON	31.366	4	HARRISON	40.877	15	66	CARNELL	1:12.119	1:12.159	0.040
16	66	CARNELL	31.389	508	MCFADDEN	40.879	16	77	PATTINSON	1:12.350	1:12.387	0.037
17	191	NORTON	31.602	77	PATTINSON	40.984	17	508	MCFADDEN	1:12.525	1:12.687	0.162
18	508	MCFADDEN	31.646	191	NORTON	41.271	18	191	NORTON	1:12.873	1:12.937	0.064
19	177	FRIZZELL	32.043	177	FRIZZELL	41.375	19	177	FRIZZELL	1:13.418	1:13.671	0.253
20	169	ABEL	32.782	169	ABEL	42.360	20	169	ABEL	1:15.142	1:15.190	0.048

No Limits Racing 2022 - Rnd 5 @ Anglesey

Pirelli Super Series 1000 supported by Premier 1000s

RACE 19 - STATISTICS

Competitors Started 20
Planned Start 2022-07-10 @ 14:50:00.000
Actual Start 2022-07-10 @ 14:13:03.651
Finish Time 2022-07-10 @ 14:29:45.949
Track Length 1.5500mi.
Total Laps 273
Total Distance Covered 423.1528mi.

Session Fastest Lap History

NO	CL	NAME	LAP TIME	TIME OF DAY	LAP	VEHICLE
9	PSS	Callum GRIGOR	1:11.885	14:14:15.572	1	Kawasaki 1000
9	PSS	Callum GRIGOR	1:08.513	14:15:24.085	2	Kawasaki 1000
21	PSS	Ryan CRINGLE	1:08.361	14:15:25.016	2	Honda 1000
21	PSS	Ryan CRINGLE	1:08.240	14:16:33.256	3	Honda 1000

Session Leader History

NO	CL	NAME	FROM LAP	LAPS LED	DISTANCE	VEHICLE
9	PSS	Callum GRIGOR	1	4	6.20 miles	Kawasaki 1000
21	PSS	Ryan CRINGLE	5	2	3.10 miles	Honda 1000
9	PSS	Callum GRIGOR	7	9	13.95 miles	Kawasaki 1000

Flag History

TYPE	TIME OF DAY
GREEN	14:13:03.651
FINISH	14:29:45.949

Flag Statistics

TYPE	COUNT	TOTAL LAPS	TOTAL TIME
Green	1	15	18:39.817
Red	0	0	0.000
Safety Car	0	0	0.000
FCY	0	0	0.000

No Limits Racing 2022 - Rnd 5 @ Anglesey

Pirelli Super Series 1000 supported by Premier 1000s

RACE 19 - STATISTICS

CLASS : PREM

5 Starters

Fastest Lap History

NO	NAME	LAP TIME	TIME OF DAY	LAP	VEHICLE
17	Damien FRICKER	1:17.021	14:14:20.673	1	Aprilia 1100
17	Damien FRICKER	1:11.358	14:15:32.080	2	Aprilia 1100
17	Damien FRICKER	1:10.999	14:16:43.078	3	Aprilia 1100
17	Damien FRICKER	1:10.813	14:17:53.891	4	Aprilia 1100
17	Damien FRICKER	1:10.603	14:19:04.496	5	Aprilia 1100

Leader History

NO	NAME	FROM LAP	LAPS LED	DISTANCE	VEHICLE
17	Damien FRICKER	1	14	21.70 miles	Aprilia 1100

No Limits Racing 2022 - Rnd 5 @ Anglesey

Pirelli Super Series 1000 supported by Premier 1000s

RACE 19 - STATISTICS

CLASS : PSS

8 Starters

Fastest Lap History

NO	NAME	LAP TIME	TIME OF DAY	LAP	VEHICLE
9	Callum GRIGOR	1:11.885	14:14:15.572	1	Kawasaki 1000
9	Callum GRIGOR	1:08.513	14:15:24.085	2	Kawasaki 1000
21	Ryan CRINGLE	1:08.361	14:15:25.016	2	Honda 1000
21	Ryan CRINGLE	1:08.240	14:16:33.256	3	Honda 1000

Leader History

NO	NAME	FROM LAP	LAPS LED	DISTANCE	VEHICLE
9	Callum GRIGOR	1	4	6.20 miles	Kawasaki 1000
21	Ryan CRINGLE	5	2	3.10 miles	Honda 1000
9	Callum GRIGOR	7	9	13.95 miles	Kawasaki 1000

No Limits Racing 2022 - Rnd 5 @ Anglesey

Pirelli Super Series 1000 supported by Premier 1000s

RACE 19 - STATISTICS

CLASS : PSSPREM

7 Starters

Fastest Lap History

NO	NAME	LAP TIME	TIME OF DAY	LAP	VEHICLE
47	Liam MURTAGH	1:16.947	14:14:20.617	1	Kawasaki 1000
47	Liam MURTAGH	1:12.254	14:15:32.871	2	Kawasaki 1000
47	Liam MURTAGH	1:11.550	14:16:44.420	3	Kawasaki 1000
67	Scott MCFARLANE	1:11.397	14:20:20.419	6	BMW 1000
67	Scott MCFARLANE	1:11.088	14:27:29.981	12	BMW 1000

Leader History

NO	NAME	FROM LAP	LAPS LED	DISTANCE	VEHICLE
47	Liam MURTAGH	1	11	17.05 miles	Kawasaki 1000
67	Scott MCFARLANE	12	3	4.65 miles	BMW 1000



	TOTAL	GAP	DIFF	EVENT →									Wins	Seconds	Thirds																																				
				Rnd 1			Rnd 2			Rnd 3						Rnd 4			Rnd 5			Rnd 6			Rnd 7			Rnd 8																							
				19th/20th March			Silverstone National			9th/10th April			Snetterton 300			7th/8th May			Donington Park National			11th/12th June			Croft			9th/10th July			Anglesey Coastal			30th July Brands Hatch Indy			31st July Brands Hatch GP			3rd/4th September			Cadwell Park			8th/9th October			Donington Park GP		
				1	2	3	1	2	3	1	2	3	1	2	3	1	2	3	1	2	3	1	2	3	1	2	3	1	2	3	1	2	3	1	2	3	1	2	3	1	2	3	1	2	3						
1	Joe TALBOT	248		11	10	13	25	9	25	20	20	20	25				25	25	20																	5	4	0													
2	Callum GRIGOR	220	28	8	9	9	16	20	16	9	8	11	16	20	20	20	13	25																		1	4	3													
3	Joe MOORE	133	115	87	6	3	5	13	13	13	5	6	8	10	11	8	13	9	10																		0	0	0												
4	Craig NEVE	105	143	28	16	13	11	20	25	20																											1	2	1												
5	Ryan COOPER	99	149	6	3	5		8	11	7	9	6	9		10	10	10	11																			0	0	0												
6	Tom NORTON	79	169	20						13	13	13	13	16	11																							0	0	1											
7	Liam MURTAGH	79	169	0	4		2	1	4	7	6	4	4	7	9	9	7	7	8																			0	0	0											
8	James LODGE	78	170	1									20	25	25	8																					2	1	0												
9	David ALLINGHAM	75	173	3	25	25	25																															3	0	0											
10	Richard KERR	75	173	0						25	25	25																										3	0	0											
11	James SKELDING	75	173	0	1	4	1		6	2	5		8	10	16	11	11																					0	0	1											
12	Shaun WINFIELD	60	188	15	20	20	20																																0	3	0										
13	Ben LUXTON	59	189	1	13	16				10	10	10																											0	0	1										
14	Scott MCFARLANE	56	192	3				3	7	5	4	3		4	7	2	6	6	9																				0	0	0										
15	Josh DALEY	52	196	4		7	7									9	16	13																					0	0	1										
16	Ash BEECH	48	200	4						16	16	16																											0	0	3										
17	Sam COX	48	200	0		2	6								16	8	16																						0	0	2										
18	Jake MAJOR-BIRD	44	204	4				2	1	4	1		3	5	8	7	4	4	5																				0	0	0										
19	Ryan CRINGLE	43	205	1	7	6	10									20																							0	1	0										
20	Michael EVANS	41	207	2		8	8	16	9																														0	0	1										
21	Daniel STAMPER	37	211	4									11	13	13																								0	0	0										
22	Richie HARRISON	36	212	1					1			5	3	6	4	5	5	7																					0	0	0										
23	Nathan HARRISON	33	215	3	9	8	16																																0	0	1										
24	Kade VERWEY	32	216	1	10	11					11																												0	0	0										
25	Peter BAKER	31	217	1				11	10	10																														0	0	0									
26	Mark PATTINSON	30	218	1				3	8				2		6	2	3	6																					0	0	0										
27	Sam MIDDLEMAS	24	224	6						8	7	9																												0	0	0									
28	Paul JORDAN	21	227	3		10	11																																	0	0	0									
29	Joe CARNELL	20	228	1		6	5	2			2					1	1	3																						0	0	0									
30	Daniel MCFADDEN	17	231	3							1		4	3	3	2	4																							0	0	0									
31	Andrew FISHER	15	233	2				6		2	7																													0	0	0									
32	Zac OULTRAM	14	234	1	2			5			1		1	5																										0	0	0									
33	Daniel BOUCHER	12	236	2		3	9																																	0	0	0									
34	Martin PLATT	12	236	0		4	2	3	3																															0	0	0									
35	Jonathan RAILTON	11	237	1						11																														0	0	0									
36	Stuart PAYNE	11	237	0									6	5																										0	0	0									
37	Stephen DRAPER	10	238	1	5	1	4																																	0	0	0									
38	Martin MORRIS	7	241	3				7																																0	0	0									

Premier 1000

STANDINGS AFTER ROUND 5

	EVENT →	TOTAL	GAP	DIFF	Rnd 1			Rnd 2			Rnd 3			Rnd 4			Rnd 5			Rnd 6			Rnd 7			Rnd 8			Wins	Seconds	Thirds												
					19th/20th March			Silverstone National			7th/8th May			Donington Park National			11th/12th June			9th/10th July			Anglesey Coastal			30th July Brands Hatch Indy						31st July Brands Hatch GP			3rd/4th September			8th/9th October			Donington Park GP		
					1	2	3	1	2	3	1	2	3	1	2	3	1	2	3	1	2	3	1	2	3	1	2	3				1	2	3	1	2	3						
1	Liam MURTAGH	289			25	20	20	8	11	20	25	25	11	25	25	25	20	16	13											6	4	1											
2	Damien FRICKER	273	16								25	25	25	20	20	25	20	11	11	16	25	25									7	3	1										
3	Scott MCFARLANE	191	98	82	20	11	16	13	20	11	16	16		9	10	7	13	13	16												0	2	4										
4	Jake MAJOR-BIRD	162	127	29	9	8	13	11	8	10	8	7	10	13	20	16	10	10	9												0	1	1										
5	Mark PATTINSON	137	152	25	13	13	10	7	10	25	3	3	7	7		13	7	9	10												1	0	0										
6	Jason SIGGS	125	164	12				16	11	10	7	16	9	11	13	10	13	9													0	0	2										
7	Richie HARRISON	121	168	4	8	7	7	6	6	7	5		16	8	9	9	11	11	11												0	0	1										
8	Joe CARNELL	120	169	1	11	10	9	20	13	8	7	10	9	6		5	5	7													0	1	0										
9	John COUGHLAN	109	180	11	6	5	6	9	16	13	10	13		4	7	6	6	8													0	0	1										
10	Oliver RILEY	85	204	24									20			25	20	20													1	3	0										
11	Daniel MCFADDEN	62	227	23							6	9	8	3	6	8	8	6	8												0	0	0										
12	Martin PLATT	47	242	15				16	9	9	13																				0	0	1										
13	Grant WHITFIELD	47	242	0										11	16	20															0	1	1										
14	Julian TILLOTSON	42	247	5	10	9	8	4	5	6																					0	0	0										
15	Phil ABEL	39	250	3	4	3		5	3	2	4			2	5	4	7														0	0	0										
16	Steve FRIZZELL	36	253	3	2	2	4	2	1	1	2	3		4	3	4	3	5													0	0	0										
17	Andrew STOCKDALE	34	255	2	5	6	5			4	5	4	5																		0	0	0										
18	Stuart PAYNE	26	263	8										16	10																0	0	1										
19	David HEWSON	22	267	4				3	4	3	6	6																			0	0	0										
20	Adrian AVERRE	17	272	5							4	8	5																		0	0	0										
21	Mark GOODINGS	16	273	1	16																										0	0	1										
22	Carl LEONARD	12	277	4						5	2					5															0	0	0										
23	Andrew WILLIAMS	11	278	1	7	4																									0	0	0										
24	Peter ECCLES	11	278	0						11																					0	0	0										
25	Dave NORTON	9	280	2												3	6														0	0	0										
26	Liam MARCHANT	8	281	1												8															0	0	0										
27	Liam THORNTON	6	283	2								2				2	2														0	0	0										
28	Steven LEWIS	3	286	3	3																										0	0	0										
29	Dave JACKSON	1	288	2							1																				0	0	0										
30	Martin BEECHAM	1	288	0										1																	0	0	0										