

OMOLOGATO®



PIRELLI

SUPERSTOCK

NATIONAL CHAMPIONSHIP

WITH
MotoNovo
FINANCE

PIRELLI NATIONAL SUPERSTOCK CHAMPIONSHIP WITH MOTONOVO FINANCE

MSVR
MOTORSPORT VISION RACING

Round 9

Oulton Park International

23rd – 25th September 2022



SPORTS TIMING

TIMING SOLUTIONS LTD

Timing & Results Provided by Timing Solutions Ltd

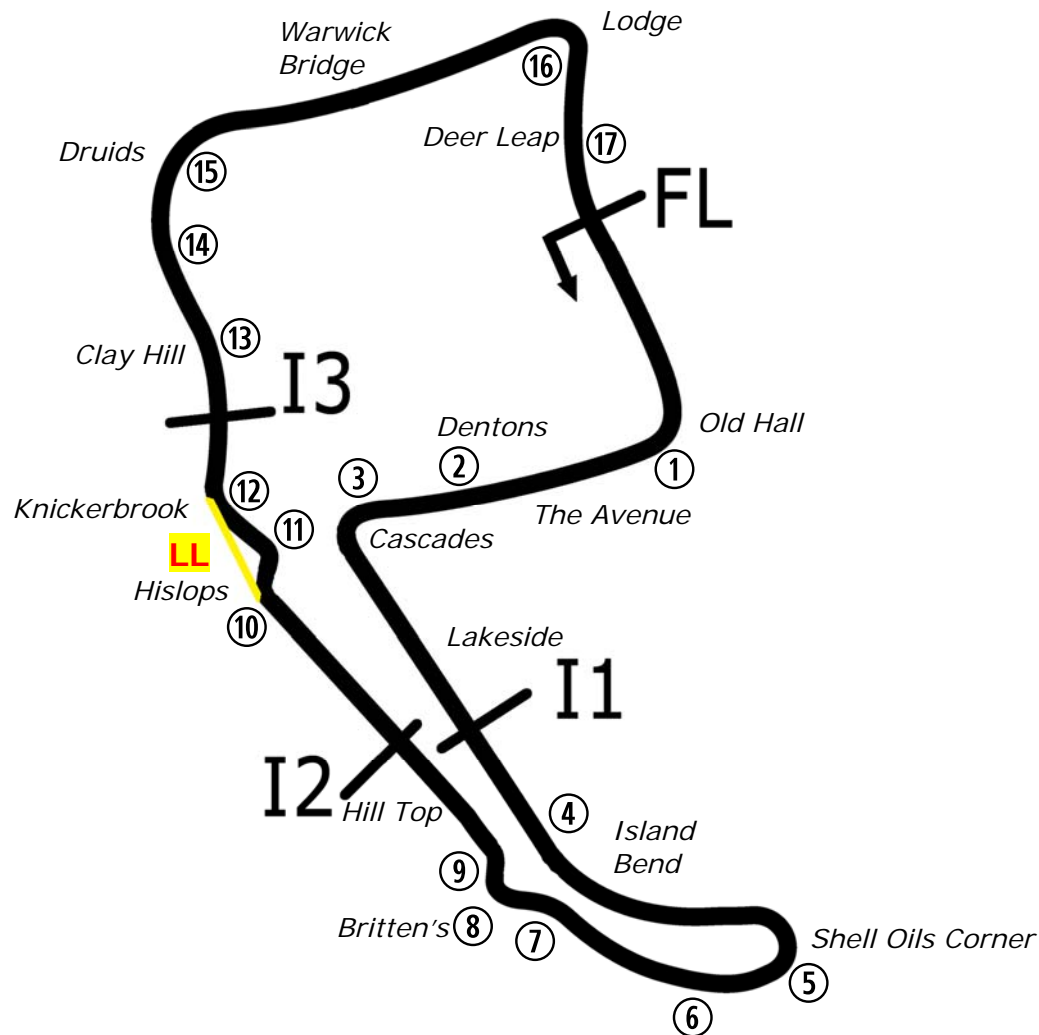
www.tsl-timing.com

Oulton Park International

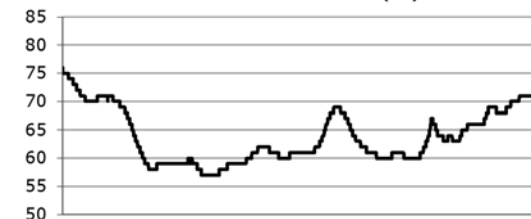


SPORTS TIMING

TIMING SOLUTIONS LTD



Circuit Altitude (m)



Length	2.6920 miles	4332.4 m	
FL		53.17997 N	2.61294 W
I1	1163m	53.17248 N	2.61631 W
I2	2295m	53.17253 N	2.61748 W
I3	3066m	53.17830 N	2.62040 W
Pit Entry	4314m	53.18011 N	2.61306 W
Pit Exit	180m after FL	53.17836 N	2.61232 W
Pit Entry–Pit Exit 199m, 11.9s @60kph, 8.9s @80kph			
LL – Long Lap – Turns 10-12 (Hislops)			

Lap Records		Best Sector Information							
		Sector 1 (FL - I1)	I1 Trap (mph)	Sector 2 (I1 - I2)	I2 Trap (mph)	Sector 3 (I2 - I3)	I3 Trap (mph)	Sector 4 (I3 - FL)	FL Trap (mph)
Superbike	1:33.620	22.990	163.2	26.202	125.9	18.319	140.9	25.580	152.8
Superstock (1000)	1:35.988	23.519	162.0	26.924	123.5	18.750	138.9	26.187	148.5
Supersport / GP2	1:37.200	23.916	147.4	27.193	116.9	19.020	130.0	26.550	141.6
Junior Superstock (600)	1:39.486	24.532	143.3	27.836	113.7	19.531	126.3	27.205	135.0
Ducati Cup	1:40.083	24.617	144.0	28.178	114.3	19.497	127.3	27.378	134.7
Sidecar 600	1:42.987	25.409	125.9	28.648	98.2	20.490	110.5	28.219	118.7
BTC 2020	1:47.907	26.781	119.4	29.774	97.5	21.122	108.0	29.695	112.9
Junior Supersport	1:51.260	27.687	114.1	30.575	90.4	21.633	100.7	30.560	106.5

All results available at www.tsl-timing.com

MCRCB BULLETIN TK000

2022 Bennetts British Superbike Championship - Round 9

2022 Pirelli National Superstock Championship with MotoNovo

START LIST



NO	CL	NAME	NAT	ENTRY
2		TJ TOMS	GBR	Kawasaki - Platform Hire Racing
3		Billy McCONNELL	AUS	Honda - C&L Fairburn Properties / Jackson Racing
4		Dan LINFOOT	GBR	Honda - Optimum Bikes Racing
5		Richard KERR	IRL	Honda - AMD Motorsport
6		Craig NEVE	GBR	BMW - CN Racing
7		Kade VERWEY	GBR	BMW - Team XG Racing
8		Lewis ROLLO	GBR	Honda - Milenco by Padgetts Motorcycles
12		Mark CHIODO	AUS	Yamaha - Tamworth Yamaha by Alpinestars
14		Tim NEAVE	GBR	Yamaha - Edwards Yamaha
15		Nathan HARRISON	GBR	Honda - Quayside Racing
16		James BUCHANAN	GBR	Kawasaki - Blue Motion Racing
18		Shaun WINFIELD	GBR	Honda - TAG Racing Honda
19		Joe TALBOT	GBR	Kawasaki - Cheshire Mouldings Kawasaki by JR Performa
20		Tom OLIVER	GBR	Aprilia - IN Competition / Aprilia
21		Tom WARD	GBR	Aprilia - IN Competition / Aprilia
22		Dave MACKAY	GBR	Suzuki - True Heroes Racing
23		Luke HEDGER	GBR	Suzuki - SBR / Cheney Racing
24		Conor CUMMINS	GBR	Honda - Milenco by Padgetts Motorcycles
25		Jorel BOERBOOM	NLD	Kawasaki - G&S Bict Groep Racing
27		Bjorn ESTMENT	RSA	Suzuki - Specsavers Suzuki by Hawk Racing
28		Zac OULTRAM	GBR	Suzuki - Konect Racing
30		Rob McNEALY	GBR	BMW - McNealy Brown
31		Sam COX	GBR	BMW - Sam Cox Racing with Belcom Cables Ltd
39		Max MORGAN	GBR	Kawasaki - MSS Performance
40		Joe FRANCIS	GBR	Kawasaki - Stauff Fluid Power Kawasaki
42		Sam HOLME	GBR	Kawasaki - HIA Racing
44		Jack NIXON	GBR	BMW - FHO Racing with Kobelco
51		Brayden ELLIOTT	AUS	Honda - CFS Filtration No Bull Racing
55		Ash BEECH	GBR	Honda - Jones Dorling Racing
57		Levi DAY	AUS	Suzuki - Powerslide Motorcycles Racing
59		Matt TRUELOVE	GBR	Aprilia - IN Competition / Aprilia
61		David SELLERS	GBR	Suzuki - True Heroes Racing
73		David BROOK	GBR	Honda - Guildford Audio by Brook Motorsport
74		Davey TODD	GBR	Honda - Milenco by Padgetts Motorcycles
75		Alex OLSEN	GBR	BMW - FHO Racing with Kobelco
76		Luke VERWEY	GBR	BMW - WSE Racing
77		Brent HARRAN	RSA	Honda - Optimum Bikes Racing
86		Charlie NESBITT	GBR	Suzuki - VisionTrack Suzuki
94		Max STANTON	GBR	BMW - PHR Performance
99		Ben LUXTON	GBR	BMW - Team XG Racing

Total Competitors: 40

Oulton Park International: 2.6920 miles

Results can be found at www.britishsuperbike.com

Printed - 11:36 Tuesday, 20 September 2022



2022 Pirelli National Superstock Championship with MotoNovo
RIDER PERFORMANCE CHART AFTER ROUND 13



#	NAME / BIKE	15th - 17th April		Silverstone National	30th April - 2nd May Oulton Park International	20th - 22nd May		Donington Park National		17th - 19th June		Knockhill		22nd - 24th July		Brands Hatch GP		10th - 14th August		Thruxton		27th - 29th August Cadwell Park		9th - 11th September Shetterton 300		14th - 25th September		Oulton Park International		16th - 20th Oct		Donington Park GP		14th - 16th October Brands Hatch GP			
		1	2	3	4	5	6	7	8	9	10	11	12	13	14	15	16	17	18	19	20	21	22	23	24	25	26	27	28	29	30	31	32	33	34		
2	TJ TOMS (Kawasaki)	DNS	16	18	14	17	16	11	DNF	16	16	DNS	18	11																							
3	Billy McCONNELL (Honda)	19	3	1	DNS	6	1*	2	1	3	4	2	3	DNF																							
4	Ian HUTCHINSON (BMW)	9	12	17																																	
4	Dan LINFOOT (Honda)													DNF																							
5	Richard KERR (Honda)	10	14	9	5	3	4	1	7	9	6	5	5	4																							
6	Craig NEVE (BMW)	16	19											17	DNF	DNF	22																				
6	Michael DUNLOP (BMW)			22																																	
7	Kade VERWEY (BMW)	DNS	DNF	DNF	DNS	24	DNF	7	15	14														16													
8	Lewis ROLLO (Honda)	DNF	4	7	DNS	13	7	6	DNF	11	5	6	7	DNF																							
9	John McGUINNESS (Honda)	21	24	21																																	
9	Callum GRIGOR (Kawasaki)						19	DNF																													
10	Joe SHELDON-SHAW (Suzuki)	15	DNF	16	15	18	10	10	13	12	15	19	DNF																								
11	David ALLINGHAM (Honda)	7	10	4	8	19	DNF	13	6	2	17*	DNF																									
12	Luke HEDGER (Suzuki)				7	15			14	13	10	12																									
12	Mark CHIODO (Yamaha)																								15												
14	Tim NEAVE (Yamaha)	1*	1	6	2	1																															
15	Nathan HARRISON (Honda)	17	23	DNF					23	24	20	20																									
16	James BUCHANAN (Kawasaki)	30	DNF	DNQ	29	32	NC	DNF	DNF	31	35	35																									
17	Matty WHELAN (Suzuki)																							20													
18	Shaun WINFIELD (Honda)	12	15	DNF	13	22	12	12	10	DNF	9	9	10	5																							
19	Joe TALBOT (Kawasaki)	14	DNF	14	17	12	11	9	19	19	22	DNF	16	10																							
20	Tom OLIVER (Suzuki)	DNF	18	DNF	12	14	DNF	DNF																													
21	Tom WARD (Aprilia)	3	7	8	6	8	3	3	8	6	19	8	6	9																							
22	Dave MACKAY (Suzuki)	29	29	29	28	31			26	29	32	31	22	23																							
23	Max SYMONDS (BMW)								25	25	28	24																									
24	Conor CUMMINS (Honda)				19	21			18	18			14	13																							
25	Jorel BOERBOOM (Kawasaki)	28	28	28	27	29	20	20	24	26	25	26	21	19																							
26	Josh WAINWRIGHT (Honda)	24	DNF																																		
26	Rob HODSON (Kawasaki)			27									30	32																							
27	Bjorn ESTMENT (Suzuki)				23	DNF							18	16	15	8																					
30	Rob McNEALY (BMW)	DNF	25	19	21	26	DNF	19	DNF	DNF	26	27																									
31	Sam COX (BMW)								20	22	27	28	DNF	20																							
32	Matt VENN (Kawasaki)																																				
38	Ryan CRINGLE (Honda)																																				
39	Max MORGAN (Kawasaki)	26	27	25	24	30			DNF	27	DNF	34	DNF	DNF																							
40	Joe FRANCIS (Kawasaki)	DNF	13	DNF	DNF	11	8	DNF	9	DNF	8	10	DNF	7																							
42	Sam HOLME (Kawasaki)	23	DNF	30			DNF	DNF																													
43	Jonathan PERRY (Kawasaki)	DNQ	DNQ																																		
44	Jack NIXON (BMW)	5	6	13	10	9	14	DNF	DNF	17	14	13	DNF																								
47	Richard COOPER (Suzuki)								2	1																											
49	Lee WILLIAMS (Kawasaki)			31	22	25																															
51	Brayden ELLIOTT (Honda)	2	8	2	1	4*	2	DNF*	4	8	11	7	8	DNF																							
55	Ash BEECH (Suzuki)	11	DNF	12	16	16	DNF	15			13	15	9	12																							
56	Richard WHITE (BMW)								DNF	23																											
57	Levi DAY (Suzuki)	8	11	11	DNF	10	15	14	11	10	12	17	12	6																							
59	Matt TRUELOVE (Aprilia)	13	17	15	DNF	20	18	17	16	DNF	23	18	13	DNF																							
61	David SELLERS (Suzuki)			26	26	28			DNF	28	29	29																									
62	Sam WEST (BMW)	18	21																																		
66	Brendan MALLINDER (BMW)				25	DNF																															
71	Phil CROWE (BMW)			DNF																																	
71	Matthew PAULO (BMW)						13	DNF																													
73	David BROOK (Honda)	22	26	23	20	DNF																															
74	Davey TODD (Honda)	6	5	3	3	2	DNF	4	3	5	2	4	2	1																							
75	Alex OLSEN (BMW)	DNF	2*	5	4*	DNF	5	5	5	4	1	1	4	2*																							
76	Luke VERWEY (BMW)	25	DNF	DNF	DNS	DNS																															
77	Brent HARRAN (Honda)	4	9	10	11	7	9	8	DNF	15	7	14	19	DNF																							
79	Jason BURRILL (BMW)																																				
83	Forest DUNN (Suzuki)																																				
83	Liam MARCHANT (Kawasaki)																																				
84	Anthony MOORE (Suzuki)	27	DNF	DNF					27	30																											
86	Charlie NESBITT (Suzuki)	DNF	DNF	DNF	9	5	6	DNF	12	7*	3	3*	1*	DNF																							
94	Max STANTON (Honda)	20	22	20	18	23	DNF	18	22	21	24	23	DNF	17																							
98	Ross IRWIN (Honda)																																				
99	Ben LUXTON (BMW)	DNF	20	24	DNF	27	17	16	21	20	31	25	17																								

MCRCB BULLETIN TK015

2022 Bennetts British Superbike Championship - Round 9

2022 Pirelli National Superstock Championship with MotoNovo

FREE PRACTICE 1 - CLASSIFICATION



POS	NO	NAME	NAT	ENTRY	TIME	ON	LAPS	GAP	DIFF	MPH
1	21	Tom WARD	GBR	Aprilia - IN Competition / Aprilia	1:42.698	6	7			94.36
2	40	Joe FRANCIS	GBR	Kawasaki - Stauff Fluid Power Kawasaki	1:43.356	5	5	0.658	0.658	93.76
3	86	Charlie NESBITT	GBR	Suzuki - VisionTrack Suzuki	1:45.165	10	10	2.467	1.809	92.15
4	55	Ash BEECH	GBR	Honda - Jones Dorling Racing	1:45.237	13	13	2.539	0.072	92.09
5	27	Bjorn ESTMENT	RSA	Suzuki - Specsavers Suzuki by Hawk Racing	1:46.165	9	10	3.467	0.928	91.28
6	23	Luke HEDGER	GBR	Suzuki - SBR / Cheney Racing	1:46.725	12	12	4.027	0.560	90.80
7	75	Alex OLSEN	GBR	BMW - FHO Racing with Kobelco	1:47.306	4	4	4.608	0.581	90.31
8	20	Tom OLIVER	GBR	Aprilia - IN Competition / Aprilia	1:48.253	5	5	5.555	0.947	89.52
9	57	Levi DAY	AUS	Suzuki - Powerslide Motorcycles Racing	1:48.388	8	8	5.690	0.135	89.41
10	74	Davey TODD	GBR	Honda - Milenco by Padgetts Motorcycles	1:48.632	2	2	5.934	0.244	89.21
11	6	Craig NEVE	GBR	BMW - CN Racing	1:50.139	6	12	7.441	1.507	87.99
12	44	Jack NIXON	GBR	BMW - FHO Racing with Kobelco	1:50.603	4	4	7.905	0.464	87.62
13	77	Brent HARRAN	RSA	Honda - Optimum Bikes Racing	1:50.739	8	9	8.041	0.136	87.51
14	4	Dan LINFOOT	GBR	Honda - Optimum Bikes Racing	1:50.842	7	8	8.144	0.103	87.43
15	30	Rob McNEALY	GBR	BMW - McNealy Brown	1:51.116	7	8	8.418	0.274	87.21
16	61	David SELLERS	GBR	Suzuki - True Heroes Racing	1:51.281	13	13	8.583	0.165	87.08
17	25	Jorel BOERBOOM	NLD	Kawasaki - G&S Bict Groep Racing	1:51.896	9	9	9.198	0.615	86.60
18	39	Max MORGAN	GBR	Kawasaki - MSS Performance	1:52.439	4	5	9.741	0.543	86.19

QUALIFYING LAPTIME (110.0% of 1:42.698) = 1:52.967

19	22	Dave MACKAY	GBR	Suzuki - True Heroes Racing	1:52.985	11	11	10.287	0.546	85.77
20	94	Max STANTON	GBR	BMW - PHR Performance	1:55.395	6	7	12.697	2.410	83.98
21	59	Matt TRUELOVE	GBR	Aprilia - IN Competition / Aprilia	1:57.826	3	3	15.128	2.431	82.25
22	28	Zac OULTRAM	GBR	Suzuki - Konect Racing	1:59.591	3	4	16.893	1.765	81.03
23	3	Billy McCONNELL	AUS	Honda - C&L Fairburn Properties / Jackson Racing	1:59.794	2	5	17.096	0.203	80.89
24	73	David BROOK	GBR	Honda - Guildford Audio by Brook Motorsport	2:09.761	2	3	27.063	9.967	74.68
25	31	Sam COX	GBR	BMW - Sam Cox Racing with Belcom Cables Ltd			2			
26	51	Brayden ELLIOTT	AUS	Honda - CFS Filtration No Bull Racing			2			
27	14	Tim NEAVE	GBR	Yamaha - Edwards Yamaha			2			
28	18	Shaun WINFIELD	GBR	Honda - TAG Racing Honda			1			
29	2	TJ TOMS	GBR	Kawasaki - Platform Hire Racing			1			
30	16	James BUCHANAN	GBR	Kawasaki - Blue Motion Racing			1			
31	12	Mark CHIODO	AUS	Yamaha - Tamworth Yamaha by Alpinestars			1			

Weather / Track : Bright / Damp

These results are provisional until the conclusion of any judicial and technical matters.

Oulton Park International: 2.6920 miles

Date: 23/09/2022 Start: 10:10 Finish: 10:35

Race Director : Stuart Higgs <i>S. Higgs</i>	Stewards :	Timekeeper : Richard Evans <i>R. EVANS</i>
<small>Digitally Approved at 10:42 Friday, 23 September 2022</small>		<small>Digitally Approved at 10:40 Friday, 23 September 2022</small>

Results can be found at www.britishsuperbike.com

Printed - 10:37 Friday, 23 September 2022

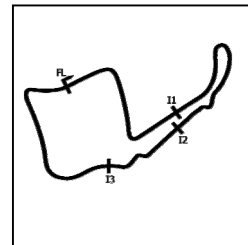


MCRCB BULLETIN TK016

2022 Bennetts British Superbike Championship - Round 9

2022 Pirelli National Superstock Championship with MotoNovo

FREE PRACTICE 1 - SECTOR ANALYSIS



SECTOR 1 = FL to I1, SECTOR 2 = I1 to I2 SECTOR 3 = I2 to I3, SECTOR 4 = I3 to FL, DIFF = Difference To Personal Best Lap, P = Crossed Finish Line in Pit Lane, D = Time Disallowed

P1	21	Tom WARD				Aprilia - IN Competition / Aprilia			
IDEAL LAP TIME : 1:42.533		BEST LAP TIME : 1:42.698		DIFFERENCE : 0.165					
LAP	SECTOR 1	SECTOR 2	SECTOR 3	SECTOR 4	LAP TIME	MPH	DIFF	TIME OF DAY	

1 -	OUTLAP	136.3	32.386	107.0	20.822	122.0	31.456	120.6				10:26:08.875
2 -	27.455	147.8	29.548	112.7	19.913	125.4	29.114	129.0	1:46.030	91.40	3.332	10:27:54.905
3 -	26.441	149.4	29.252	114.1	20.732	126.6	29.093	123.3	1:45.518	91.84	2.820	10:29:40.423
4 -	26.459	148.1	29.158	114.5	19.582	128.8	29.390	128.3	1:44.589	92.66	1.891	10:31:25.012
5 -	26.926	148.7	28.530	110.9	19.469	128.3	29.147	130.0	1:44.072 (3)	93.12	1.374	10:33:09.084
6 -	26.396	149.1	28.374	115.9	19.473	128.8	28.455	130.0	1:42.698 (1)	94.36		10:34:51.782
7 -	26.557	149.7	28.412	116.3	19.480	129.3	28.294	130.3	1:42.743 (2)	94.32	0.045	10:36:34.525

P2	40	Joe FRANCIS				Kawasaki - Stauff Fluid Power Kawasaki			
IDEAL LAP TIME : 1:43.238		BEST LAP TIME : 1:43.356		DIFFERENCE : 0.118					
LAP	SECTOR 1	SECTOR 2	SECTOR 3	SECTOR 4	LAP TIME	MPH	DIFF	TIME OF DAY	

1 -	OUTLAP	142.4	30.783	108.4	20.892	121.5	30.150	124.0				10:29:05.603
2 -	28.348	146.8	29.531	111.8	19.959	127.3	29.775	127.3	1:47.613	90.05	4.257	10:30:53.216
3 -	27.651	145.2	29.422	111.1	19.776	126.6	29.153	129.3	1:46.002 (3)	91.42	2.646	10:32:39.218
4 -	26.776	147.4	28.674	112.4	19.599	128.3	29.082	127.8	1:44.131 (2)	93.06	0.775	10:34:23.349
5 -	26.277	149.1	28.766	111.4	19.625	128.0	28.688	131.8	1:43.356 (1)	93.76		10:36:06.705

P3	86	Charlie NESBITT				Suzuki - VisionTrack Suzuki			
IDEAL LAP TIME : 1:45.165		BEST LAP TIME : 1:45.165		DIFFERENCE : 0.000					
LAP	SECTOR 1	SECTOR 2	SECTOR 3	SECTOR 4	LAP TIME	MPH	DIFF	TIME OF DAY	

1 -	OUTLAP	123.8	36.321	101.8	23.274	113.7	32.691	125.9				10:12:18.155
2 -	28.833	142.4	32.754	104.8	22.138	121.7	31.140	130.3	1:54.865	84.37	9.700	10:14:13.020
3 -	28.001	143.0	31.929	108.9	21.741	122.9	IN PIT		1:59.318 P	81.22	14.153	10:16:12.338
4 -	OUTLAP	143.0	32.024	110.3	21.292	126.3	31.523	123.5	9:00.402	17.93	7:15.237	10:25:12.740
5 -	27.890	146.2	30.798	113.1	20.826	127.3	30.758	122.9	1:50.272	87.88	5.107	10:27:03.012
6 -	27.725	143.3	30.691	113.5	20.679	126.1	30.415	125.6	1:49.510	88.49	4.345	10:28:52.522
7 -	27.102	146.2	30.646	112.5	20.505	129.3	30.101	124.5	1:48.354	89.44	3.189	10:30:40.876
8 -	26.739	147.4	30.031	112.4	20.314	130.8	30.314	127.3	1:47.398 (3)	90.23	2.233	10:32:28.274
9 -	26.718	146.8	29.706	112.9	20.350	129.0	29.534	129.0	1:46.308 (2)	91.16	1.143	10:34:14.582
10 -	26.227	146.8	29.525	113.9	20.130	129.5	29.283	131.0	1:45.165 (1)	92.15		10:35:59.747

P4	55	Ash BEECH				Honda - Jones Dorling Racing			
IDEAL LAP TIME : 1:45.237		BEST LAP TIME : 1:45.237		DIFFERENCE : 0.000					
LAP	SECTOR 1	SECTOR 2	SECTOR 3	SECTOR 4	LAP TIME	MPH	DIFF	TIME OF DAY	

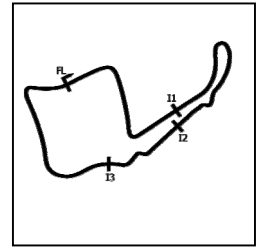
1 -	OUTLAP	112.7	38.675	98.9	24.107	103.7	37.560	104.2				10:12:34.675
2 -	30.935	143.7	34.398	108.2	23.008	112.7	36.069	108.0	2:04.410	77.89	19.173	10:14:39.085
3 -	31.140	126.8	35.594	101.8	22.576	110.3	33.810	116.3	2:03.120	78.71	17.883	10:16:42.205
4 -	28.961	149.7	32.489	109.8	20.811	122.6	31.520	117.7	1:53.781	85.17	8.544	10:18:35.986
5 -	28.187	128.3	33.343	110.3	21.699	108.7	31.864	121.5	1:55.093	84.20	9.856	10:20:31.079
6 -	28.102	148.4	31.105	113.1	20.307	124.9	30.610	123.5	1:50.124	88.00	4.887	10:22:21.203
7 -	27.687	148.7	30.709	113.1	20.723	125.2	30.269	127.8	1:49.388	88.59	4.151	10:24:10.591
8 -	27.132	149.1	30.720	110.0	20.283	126.3	29.814	123.3	1:47.949 (3)	89.77	2.712	10:25:58.540
9 -	26.780	151.4	30.233	108.2	20.625	128.5	29.740	126.3	1:47.378 (2)	90.25	2.141	10:27:45.918
10 -	27.808	145.8	30.723	110.7	20.819	125.4	29.860	127.3	1:49.210	88.74	3.973	10:29:35.128
11 -	27.843	130.3	33.305	96.0	22.196	114.7	30.381	129.0	1:53.725	85.21	8.488	10:31:28.853
12 -	26.675	147.8	31.728	111.1	20.753	116.7	30.047	104.0	1:49.203	88.74	3.966	10:33:18.056
13 -	26.564	152.1	29.684	114.5	19.876	128.3	29.113	129.8	1:45.237 (1)	92.09		10:35:03.293

MCRCB BULLETIN TK016

2022 Bennetts British Superbike Championship - Round 9

2022 Pirelli National Superstock Championship with MotoNovo

FREE PRACTICE 1 - SECTOR ANALYSIS



SECTOR 1 = FL to I1, SECTOR 2 = I1 to I2 SECTOR 3 = I2 to I3, SECTOR 4 = I3 to FL, DIFF = Difference To Personal Best Lap, P = Crossed Finish Line in Pit Lane, D = Time Disallowed

P5 27		Bjorn ESTMENT				Suzuki - Specsavers Suzuki by Hawk Racing					
IDEAL LAP TIME : 1:46.127		BEST LAP TIME : 1:46.165				DIFFERENCE : 0.038					
LAP	SECTOR 1	SECTOR 2		SECTOR 3		SECTOR 4		LAP TIME	MPH	DIFF	TIME OF DAY
1 -	OUTLAP	128.3	36.345	105.8	23.611	111.4	33.152	124.5			10:12:23.000
2 -	28.549	137.7	33.753	104.8	22.312	116.1	32.038	126.3	1:56.652	83.07	10:14:19.652
3 -	31.540	114.9	37.422	80.6	25.546	108.0	IN PIT		2:13.853 P	72.40	10:16:33.505
4 -	OUTLAP	135.8	33.483	108.2	22.011	116.1	32.987	116.5	8:30.603	18.98	6:44.438 10:25:04.108
5 -	28.369	141.5	31.453	108.5	20.750	120.9	31.105	123.1	1:51.677	86.77	5.512 10:26:55.785
6 -	27.287	144.6	30.639	110.9	20.441	125.2	30.304	120.4	1:48.671 (3)	89.18	2.506 10:28:44.456
7 -	31.247	132.8	32.151	110.0	21.452	112.4	32.235	121.5	1:57.085	82.77	10.920 10:30:41.541
8 -	27.115	149.7	29.892	112.0	20.151	126.1	30.176	124.5	1:47.334 (2)	90.29	1.169 10:32:28.875
9 -	26.657	148.1	29.678	113.3	20.189	126.3	29.641	125.6	1:46.165 (1)	91.28	10:34:15.040
10 -	30.030	130.5	33.899	93.2	21.500	118.1	IN PIT		2:03.362 P	78.55	17.197 10:36:18.402

P6 23		Luke HEDGER				Suzuki - SBR / Cheney Racing					
IDEAL LAP TIME : 1:46.722		BEST LAP TIME : 1:46.725				DIFFERENCE : 0.003					
LAP	SECTOR 1	SECTOR 2		SECTOR 3		SECTOR 4		LAP TIME	MPH	DIFF	TIME OF DAY
1 -	OUTLAP	116.9	36.577	104.2	23.992	110.7	34.021	120.4			10:12:12.587
2 -	29.453	135.0	33.806	107.0	22.730	117.7	31.742	128.3	1:57.731	82.31	11.006 10:14:10.318
3 -	28.327	140.6	32.384	111.1	21.900	118.9	30.994	126.8	1:53.605	85.30	6.880 10:16:03.923
4 -	28.594	126.3	33.363	106.0	22.337	115.7	IN PIT		2:02.593 P	79.05	15.868 10:18:06.516
5 -	OUTLAP	141.8	33.062	111.2	21.512	119.6	32.114	121.5	4:38.549	34.79	2:51.824 10:22:45.065
6 -	28.361	146.5	31.248	114.7	20.817	122.4	31.215	124.0	1:51.641	86.80	4.916 10:24:36.706
7 -	27.714	147.8	31.029	109.8	20.774	127.0	31.197	121.7	1:50.714	87.53	3.989 10:26:27.420
8 -	27.533	147.1	30.617	114.9	20.592	124.9	30.683	127.8	1:49.425	88.56	2.700 10:28:16.845
9 -	27.356	146.8	30.603	114.3	21.149	122.2	30.985	123.5	1:50.093	88.02	3.368 10:30:06.938
10 -	27.255	146.5	30.266	115.3	20.378	124.9	30.256	127.3	1:48.155 (3)	89.60	1.430 10:31:55.093
11 -	26.834	149.1	29.885	115.3	20.227	125.6	30.068	127.3	1:47.014 (2)	90.56	0.289 10:33:42.107
12 -	26.790	147.8	29.686	115.3	20.230	125.6	30.019	129.3	1:46.725 (1)	90.80	10:35:28.832

P7 75		Alex OLSEN				BMW - FHO Racing with Kobelco					
IDEAL LAP TIME : 1:47.183		BEST LAP TIME : 1:47.306				DIFFERENCE : 0.123					
LAP	SECTOR 1	SECTOR 2		SECTOR 3		SECTOR 4		LAP TIME	MPH	DIFF	TIME OF DAY
1 -	OUTLAP	127.3	34.233	107.2	22.264	102.6	34.345	111.8			10:29:31.622
2 -	29.683	143.3	31.803	114.5	20.648	114.3	31.989	123.8	1:54.123 (3)	84.91	6.817 10:31:25.745
3 -	29.366	139.2	31.560	113.3	20.274	115.7	31.257	111.1	1:52.457 (2)	86.17	5.151 10:33:18.202
4 -	26.953	152.1	29.666	117.1	20.397	113.9	30.290	130.5	1:47.306 (1)	90.31	10:35:05.508

P8 20		Tom OLIVER				Aprilia - IN Competition / Aprilia					
IDEAL LAP TIME : 1:48.253		BEST LAP TIME : 1:48.253				DIFFERENCE : 0.000					
LAP	SECTOR 1	SECTOR 2		SECTOR 3		SECTOR 4		LAP TIME	MPH	DIFF	TIME OF DAY
1 -	OUTLAP	131.3	33.172	108.7	22.346	112.5	33.902	114.1			10:28:27.842
2 -	29.361	144.6	31.498	108.0	21.303	117.9	32.484	117.5	1:54.646	84.53	6.393 10:30:22.488
3 -	28.576	139.2	31.433	111.2	20.910	123.5	31.366	121.5	1:52.285 (3)	86.30	4.032 10:32:14.773
4 -	28.091	143.7	30.800	112.0	20.552	124.2	31.157	124.2	1:50.600 (2)	87.62	2.347 10:34:05.373
5 -	27.403	148.4	30.048	113.9	20.233	125.2	30.569	126.1	1:48.253 (1)	89.52	10:35:53.626

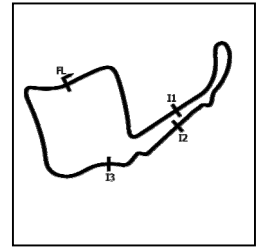
P9 57		Levi DAY				Suzuki - Powerslide Motorcycles Racing					
IDEAL LAP TIME : 1:48.388		BEST LAP TIME : 1:48.388				DIFFERENCE : 0.000					
LAP	SECTOR 1	SECTOR 2		SECTOR 3		SECTOR 4		LAP TIME	MPH	DIFF	TIME OF DAY
1 -	OUTLAP	66.7	43.489	80.9	25.574	95.3	35.192	111.8			10:12:31.128
2 -	30.560	138.0	33.410	104.3	25.697	87.9	32.643	123.5	2:02.310	79.23	13.922 10:14:33.438
3 -	27.982	143.3	31.918	110.5	21.507	120.6	31.742	129.3	1:53.149	85.65	4.761 10:16:26.587
4 -	27.866	139.2	31.822	111.2	21.123	124.2	30.638	128.3	1:51.449 (3)	86.95	3.061 10:18:18.036
5 -	27.058	142.7	31.633	111.1	21.131	124.9	30.548	129.3	1:50.370 (2)	87.80	1.982 10:20:08.406
6 -	29.968	124.2	33.482	108.5	21.685	116.1	IN PIT		2:06.764 P	76.45	18.376 10:22:15.170
7 -	OUTLAP	140.1	31.688	108.2	21.203	123.1	29.978	130.8	12:36.283	12.81	10:47.895 10:34:51.453
8 -	27.043	144.0	30.821	113.3	20.756	122.9	29.768	133.1	1:48.388 (1)	89.41	10:36:39.841

MCRCB BULLETIN TK016

2022 Bennetts British Superbike Championship - Round 9

2022 Pirelli National Superstock Championship with MotoNovo

FREE PRACTICE 1 - SECTOR ANALYSIS



SECTOR 1 = FL to I1, SECTOR 2 = I1 to I2 SECTOR 3 = I2 to I3, SECTOR 4 = I3 to FL, DIFF = Difference To Personal Best Lap, P = Crossed Finish Line in Pit Lane, D = Time Disallowed

P10 74		Davey TODD				Honda - Milenco by Padgetts Motorcycles						
IDEAL LAP TIME : 1:48.632		BEST LAP TIME : 1:48.632				DIFFERENCE : 0.000						
LAP	SECTOR 1	SECTOR 2		SECTOR 3		SECTOR 4		LAP TIME	MPH	DIFF	TIME OF DAY	
1 -	OUTLAP	143.0	31.930	111.8	21.143	122.2	31.419	127.8			10:33:35.113	
2 -		26.825	152.5	30.785	112.4	20.506	124.0	30.516	129.5	1:48.632 (1)	89.21	10:35:23.745

P11 6		Craig NEVE				BMW - CN Racing							
IDEAL LAP TIME : 1:49.654		BEST LAP TIME : 1:50.139				DIFFERENCE : 0.485							
LAP	SECTOR 1	SECTOR 2		SECTOR 3		SECTOR 4		LAP TIME	MPH	DIFF	TIME OF DAY		
1 -	OUTLAP	118.9	36.283	104.8	23.650	111.1	32.878	114.1			10:12:09.716		
2 -		29.557	130.3	33.804	106.5	22.478	114.7	32.094	122.9	1:57.933	82.17	7.794	10:14:07.649
3 -		28.025	133.1	32.258	110.9	21.477	120.2	30.761	126.3	1:52.521	86.12	2.382	10:16:00.170
4 -		27.771	136.6	31.431	108.2	21.748	119.1	30.593	126.1	1:51.543 (3)	86.88	1.404	10:17:51.713
5 -		27.473	138.0	31.757	110.1	21.495	122.0	31.196	124.5	1:51.921	86.59	1.782	10:19:43.634
6 -		27.233	138.0	31.275	108.7	21.274	121.1	30.357	126.1	1:50.139 (1)	87.99		10:21:33.773
7 -		27.047	141.2	30.976	109.1	21.318	122.0	30.919	123.1	1:50.260 (2)	87.89	0.121	10:23:24.033
8 -		27.268	140.1	31.651	110.1	21.686	119.8	IN PIT		1:57.672 P	82.35	7.533	10:25:21.705
9 -	OUTLAP	126.1	34.071	106.6	22.310	116.1	32.342	116.3	4:47.221		33.74	2:57.082	10:30:08.926
10 -		29.431	134.7	31.863	107.7	21.624	118.1	31.145	122.2	1:54.063	84.96	3.924	10:32:02.989
11 -		29.854	136.3	31.189	109.8	21.407	119.6	31.601	122.4	1:54.051	84.97	3.912	10:33:57.040
12 -		28.011	138.0	31.360	108.4	21.470	120.9	31.332	125.2	1:52.173	86.39	2.034	10:35:49.213

P12 44		Jack NIXON				BMW - FHO Racing with Kobelco							
IDEAL LAP TIME : 1:50.603		BEST LAP TIME : 1:50.603				DIFFERENCE : 0.000							
LAP	SECTOR 1	SECTOR 2		SECTOR 3		SECTOR 4		LAP TIME	MPH	DIFF	TIME OF DAY		
1 -	OUTLAP	124.5	34.857	100.1	23.160	117.3	33.061	116.3			10:29:45.040		
2 -		29.138	139.2	32.597	111.2	21.721	120.6	32.245	118.5	1:55.701 (3)	83.76	5.098	10:31:40.741
3 -		28.911	141.5	31.782	109.2	20.932	123.8	31.107	123.5	1:52.732 (2)	85.96	2.129	10:33:33.473
4 -		27.745	138.3	31.356	114.5	20.562	124.2	30.940	123.3	1:50.603 (1)	87.62		10:35:24.076

P13 77		Brent HARRAN				Honda - Optimum Bikes Racing							
IDEAL LAP TIME : 1:50.521		BEST LAP TIME : 1:50.739				DIFFERENCE : 0.218							
LAP	SECTOR 1	SECTOR 2		SECTOR 3		SECTOR 4		LAP TIME	MPH	DIFF	TIME OF DAY		
1 -	OUTLAP	119.6	37.429	102.2	23.449	101.8	34.726	106.0			10:14:54.506		
2 -		31.052	136.6	34.263	106.5	22.647	107.0	IN PIT		2:16.360 P	71.07	25.621	10:17:10.866
3 -	OUTLAP	129.8	35.297	107.0	22.988	106.5	34.497	116.3	4:45.900		33.89	2:55.161	10:21:56.766
4 -		29.628	141.5	32.945	111.6	21.786	116.9	33.306	116.5	1:57.665	82.36	6.926	10:23:54.431
5 -		29.492	146.2	31.981	112.9	21.270	122.0	31.947	120.0	1:54.690	84.49	3.951	10:25:49.121
6 -		28.507	146.5	30.939	112.7	20.910	121.7	32.261	117.1	1:52.617 (3)	86.05	1.878	10:27:41.738
7 -		28.406	146.2	31.429	110.1	20.912	119.8	31.305	121.1	1:52.052 (2)	86.48	1.313	10:29:33.790
8 -		27.693	143.7	31.157	111.4	20.822	120.4	31.067	117.5	1:50.739 (1)	87.51		10:31:24.529
9 -		28.122	149.7	32.319	94.6	23.912	98.6	IN PIT		2:06.762 P	76.45	16.023	10:33:31.291

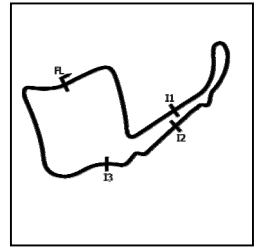
P14 4		Dan LINFOOT				Honda - Optimum Bikes Racing							
IDEAL LAP TIME : 1:50.842		BEST LAP TIME : 1:50.842				DIFFERENCE : 0.000							
LAP	SECTOR 1	SECTOR 2		SECTOR 3		SECTOR 4		LAP TIME	MPH	DIFF	TIME OF DAY		
1 -	OUTLAP	112.7	41.268	91.9	24.695	110.9	37.274	102.4			10:15:20.437		
2 -		34.024	119.1	36.840	103.8	24.260	120.2	35.302	107.3	2:10.426	74.30	19.584	10:17:30.863
3 -		30.713	137.5	34.160	104.8	22.369	120.4	33.499	111.4	2:00.741 (3)	80.26	9.899	10:19:31.604
4 -		29.304	145.2	32.189	113.1	21.273	123.8	32.387	115.3	1:55.153 (2)	84.16	4.311	10:21:26.757
5 -		28.619	148.1	31.647	103.7	21.534	118.7	IN PIT		2:05.600 P	77.16	14.758	10:23:32.357
6 -	OUTLAP	137.5	33.072	106.8	21.887	117.7	32.704	112.4	3:21.611		48.06	1:30.769	10:26:53.968
7 -		28.194	148.4	30.831	114.9	20.682	124.2	31.135	120.2	1:50.842 (1)	87.43		10:28:44.810
8 -		30.174	131.0	32.503	109.8	21.475	114.7	IN PIT		2:09.798 P	74.66	18.956	10:30:54.608

MCRCB BULLETIN TK016

2022 Bennetts British Superbike Championship - Round 9

2022 Pirelli National Superstock Championship with MotoNovo

FREE PRACTICE 1 - SECTOR ANALYSIS



SECTOR 1 = FL to I1, SECTOR 2 = I1 to I2 SECTOR 3 = I2 to I3, SECTOR 4 = I3 to FL, DIFF = Difference To Personal Best Lap, P = Crossed Finish Line in Pit Lane, D = Time Disallowed

P15 30		Rob McNEALY				BMW - McNealy Brown						
IDEAL LAP TIME : 1:51.116		BEST LAP TIME : 1:51.116				DIFFERENCE : 0.000						
LAP	SECTOR 1	SECTOR 2		SECTOR 3		SECTOR 4		LAP TIME	MPH	DIFF	TIME OF DAY	
1 -	OUTLAP	114.7	37.778	100.6	23.799	103.7	34.717	117.7			10:12:46.282	
2 -	29.248	130.3	33.367	105.1	22.536	111.1	31.882	122.0	1:57.033	82.80	5.917	10:14:43.315
3 -	28.519	136.3	34.231	104.0	22.144	114.3	31.532	122.9	1:56.426 (3)	83.24	5.310	10:16:39.741
4 -	28.874	131.3	32.875	107.3	22.127	114.9	31.680	123.8	1:55.556 (2)	83.86	4.440	10:18:35.297
5 -	28.699	131.0	33.054	105.0	22.329	103.7	IN PIT		2:05.808 P	77.03	14.692	10:20:41.105
6 -	OUTLAP	136.1	32.395	106.8	21.823	114.3	31.057	124.5	7:25.443	21.75	5:34.327	10:28:06.548
7 -	27.257	138.6	31.587	108.7	21.638	114.9	30.634	131.0	1:51.116 (1)	87.21		10:29:57.664
8 -	28.254	128.0	32.463	106.3	22.014	110.1	IN PIT		2:04.878 P	77.60	13.762	10:32:02.542

P16 61		David SELLERS				Suzuki - True Heroes Racing						
IDEAL LAP TIME : 1:51.281		BEST LAP TIME : 1:51.281				DIFFERENCE : 0.000						
LAP	SECTOR 1	SECTOR 2		SECTOR 3		SECTOR 4		LAP TIME	MPH	DIFF	TIME OF DAY	
1 -	OUTLAP	98.2	40.520	102.2	25.397	102.6	37.001	104.5			10:12:30.214	
2 -	33.341	124.9	35.697	107.5	23.588	111.6	36.611	104.8	2:09.237	74.98	17.956	10:14:39.451
3 -	31.677	126.1	35.154	110.7	23.108	114.7	34.766	107.0	2:04.705	77.71	13.424	10:16:44.156
4 -	30.600	135.5	34.264	103.8	22.534	117.1	33.953	110.7	2:01.351	79.86	10.070	10:18:45.507
5 -	31.620	128.0	34.164	108.5	22.150	115.5	34.010	108.4	2:01.944	79.47	10.663	10:20:47.451
6 -	31.292	131.5	33.931	104.8	22.503	115.9	34.107	112.2	2:01.833	79.54	10.552	10:22:49.284
7 -	29.881	134.7	32.890	108.5	21.807	117.5	33.045	113.1	1:57.623	82.39	6.342	10:24:46.907
8 -	29.025	139.5	32.507	108.4	21.719	118.7	33.023	112.0	1:56.274	83.34	4.993	10:26:43.181
9 -	28.829	139.2	32.180	108.9	21.410	114.7	33.047	114.5	1:55.466	83.93	4.185	10:28:38.647
10 -	29.492	136.3	32.414	104.0	21.747	115.1	32.880	113.1	1:56.533	83.16	5.252	10:30:35.180
11 -	29.160	140.6	31.546	107.2	21.561	114.3	32.449	114.9	1:54.716 (3)	84.48	3.435	10:32:29.896
12 -	28.739	138.0	31.428	110.5	21.175	117.9	32.036	120.4	1:53.378 (2)	85.47	2.097	10:34:23.274
13 -	28.139	138.6	30.834	108.2	20.899	117.9	31.409	118.7	1:51.281 (1)	87.08		10:36:14.555

P17 25		Jorel BOERBOOM				Kawasaki - G&S Bict Groep Racing						
IDEAL LAP TIME : 1:51.700		BEST LAP TIME : 1:51.896				DIFFERENCE : 0.196						
LAP	SECTOR 1	SECTOR 2		SECTOR 3		SECTOR 4		LAP TIME	MPH	DIFF	TIME OF DAY	
1 -	OUTLAP	112.7	37.126	104.2	23.924	112.2	36.771	109.1			10:20:56.471	
2 -	32.141	128.0	35.200	105.1	23.691	111.4	36.309	116.7	2:07.341	76.10	15.445	10:23:03.812
3 -	30.249	128.3	34.166	108.7	22.438	120.0	33.988	121.5	2:00.841	80.19	8.945	10:25:04.653
4 -	29.329	139.2	32.445	109.6	21.800	115.7	33.667	122.4	1:57.241	82.66	5.345	10:27:01.894
5 -	28.750	138.9	31.754	108.5	21.880	121.5	32.618	124.7	1:55.002	84.27	3.106	10:28:56.896
6 -	28.431	143.7	31.601	108.7	21.590	121.5	32.157	125.2	1:53.779	85.17	1.883	10:30:50.675
7 -	28.015	141.5	31.523	107.7	21.240	125.4	31.702	124.2	1:52.480 (3)	86.16	0.584	10:32:43.155
8 -	28.177	144.6	31.213	108.4	21.247	123.1	31.807	126.8	1:52.444 (2)	86.18	0.548	10:34:35.599
9 -	27.870	143.3	31.027	107.8	21.436	120.2	31.563	127.3	1:51.896 (1)	86.60		10:36:27.495

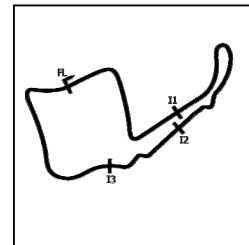
P18 39		Max MORGAN				Kawasaki - MSS Performance						
IDEAL LAP TIME : 1:51.891		BEST LAP TIME : 1:52.439				DIFFERENCE : 0.548						
LAP	SECTOR 1	SECTOR 2		SECTOR 3		SECTOR 4		LAP TIME	MPH	DIFF	TIME OF DAY	
1 -	OUTLAP	103.4	38.368	103.7	24.334	97.5	35.013	118.7			10:27:38.699	
2 -	30.842	131.0	34.804	109.8	22.337	111.1	33.677	117.5	2:01.660	79.65	9.221	10:29:40.359
3 -	28.522	139.8	32.116	110.0	21.725	117.3	32.454	115.7	1:54.817 (3)	84.40	2.378	10:31:35.176
4 -	28.008	140.6	31.482	106.5	21.341	118.1	31.608	123.3	1:52.439 (1)	86.19		10:33:27.615
5 -	27.460	136.1	32.030	108.0	21.379	121.1	32.960	121.1	1:53.829 (2)	85.13	1.390	10:35:21.444

MCRCB BULLETIN TK016

2022 Bennetts British Superbike Championship - Round 9

2022 Pirelli National Superstock Championship with MotoNovo

FREE PRACTICE 1 - SECTOR ANALYSIS



SECTOR 1 = FL to I1, SECTOR 2 = I1 to I2 SECTOR 3 = I2 to I3, SECTOR 4 = I3 to FL, DIFF = Difference To Personal Best Lap, P = Crossed Finish Line in Pit Lane, D = Time Disallowed

P19 22		Dave MACKAY				Suzuki - True Heroes Racing						
IDEAL LAP TIME : 1:52.604		BEST LAP TIME : 1:52.985				DIFFERENCE : 0.381						
LAP	SECTOR 1	SECTOR 2		SECTOR 3		SECTOR 4		LAP TIME	MPH	DIFF	TIME OF DAY	
1 -	OUTLAP	104.5	37.527	96.2	24.975	108.0	33.827	121.1			10:12:20.865	
2 -	29.917	133.9	34.423	104.6	23.119	116.5	32.145	128.8	1:59.604	81.02	6.619	10:14:20.469
3 -	29.284	132.1	33.878	106.3	22.648	114.7	32.289	122.2	1:58.099	82.06	5.114	10:16:18.568
4 -	28.558	134.2	33.468	106.5	22.777	113.9	31.724	127.0	1:56.527	83.16	3.542	10:18:15.095
5 -	28.606	131.3	33.027	107.7	22.397	117.7	31.519	129.5	1:55.549	83.87	2.564	10:20:10.644
6 -	28.512	131.3	33.519	107.5	22.306	114.1	31.638	128.3	1:55.975	83.56	2.990	10:22:06.619
7 -	28.223	135.5	32.889	106.8	22.168	114.7	31.065	126.8	1:54.345 (3)	84.75	1.360	10:24:00.964
8 -	28.207	134.4	32.553	107.7	22.086	113.1	31.315	127.0	1:54.161 (2)	84.89	1.176	10:25:55.125
9 -	27.949	141.5	32.414	107.2	22.419	109.4	IN PIT		2:05.380 P	77.29	12.395	10:28:00.505
10 -	OUTLAP	130.3	32.975	108.5	21.981	113.7	31.733	123.1	5:32.187	29.17	3:39.202	10:33:32.692
11 -	28.115	138.9	31.632	110.1	21.958	113.7	31.280	129.0	1:52.985 (1)	85.77		10:35:25.677

P20 94		Max STANTON				BMW - PHR Performance						
IDEAL LAP TIME : 1:54.885		BEST LAP TIME : 1:55.395				DIFFERENCE : 0.510						
LAP	SECTOR 1	SECTOR 2		SECTOR 3		SECTOR 4		LAP TIME	MPH	DIFF	TIME OF DAY	
1 -	OUTLAP	100.6	38.401	108.4	24.490	110.1	34.435	124.5			10:12:22.758	
2 -	30.707	123.1	35.590	110.1	23.107	115.5	33.214	124.0	2:02.618	79.03	7.223	10:14:25.376
3 -	29.823	124.0	34.514	111.8	22.632	118.1	32.919	129.0	1:59.888	80.83	4.493	10:16:25.264
4 -	29.193	122.9	33.865	111.1	22.173	119.1	31.356	126.8	1:56.587 (3)	83.12	1.192	10:18:21.851
5 -	28.775	123.1	33.291	112.7	21.967	119.8	31.532	128.5	1:55.565 (2)	83.86	0.170	10:20:17.416
6 -	28.780	131.0	33.056	112.9	21.698	119.4	31.861	129.0	1:55.395 (1)	83.98		10:22:12.811
7 -	29.423	124.5	35.095	109.2	23.667	115.3	IN PIT		2:07.865 P	75.79	12.470	10:24:20.676

P21 59		Matt TRUELOVE				Aprilia - IN Competition / Aprilia						
IDEAL LAP TIME : 1:55.275		BEST LAP TIME : 1:57.826				DIFFERENCE : 2.551						
LAP	SECTOR 1	SECTOR 2		SECTOR 3		SECTOR 4		LAP TIME	MPH	DIFF	TIME OF DAY	
1 -	OUTLAP	96.9	37.778	100.9	22.934	112.5	34.168	107.2			10:30:50.014	
2 -	31.191	130.3	34.800	99.5	22.640	114.5	33.365	114.9	2:01.996 (2)	79.43	4.170	10:32:52.010
3 -	28.970	135.2	34.808	102.2	21.811	118.1	32.237	118.5	1:57.826 (1)	82.25		10:34:49.836

P22 28		Zac OULTRAM				Suzuki - Konect Racing						
IDEAL LAP TIME : 1:59.581		BEST LAP TIME : 1:59.591				DIFFERENCE : 0.010						
LAP	SECTOR 1	SECTOR 2		SECTOR 3		SECTOR 4		LAP TIME	MPH	DIFF	TIME OF DAY	
1 -	OUTLAP	105.1	42.159	97.5	26.926	94.1	IN PIT		P		10:15:50.307	
2 -	OUTLAP	122.0	36.969	103.7	23.278	112.0	33.367	120.4	15:35.046	10.36	13:35.455	10:31:25.353
3 -	29.745	135.8	33.811	105.3	22.658	113.9	33.377	116.5	1:59.591 (1)	81.03		10:33:24.944
4 -	29.890	131.8	33.893	106.3	22.706	112.7	33.598	120.9	2:00.087 (2)	80.70	0.496	10:35:25.031

P23 3		Billy McCONNELL				Honda - C&L Fairburn Properties / Jackson Racing						
IDEAL LAP TIME : 1:57.495		BEST LAP TIME : 1:59.794				DIFFERENCE : 2.299						
LAP	SECTOR 1	SECTOR 2		SECTOR 3		SECTOR 4		LAP TIME	MPH	DIFF	TIME OF DAY	
1 -	OUTLAP	127.8	36.362	100.3	23.782	106.6	34.247	117.1			10:14:59.917	
2 -	30.200	138.6	34.210	105.0	22.615	113.3	32.769	119.1	1:59.794 (1)	80.89		10:16:59.711
3 -	29.293	131.8	34.034	100.0	22.638	109.4	IN PIT		2:07.910 P	75.76	8.116	10:19:07.621
4 -	OUTLAP	87.4	35.055	102.1	22.898	113.7	32.123	120.0	15:33.997	10.37	13:34.203	10:34:41.618
5 -	28.983	139.5	33.774	104.6	26.105	74.4	34.430	104.6	2:03.292 (2)	78.60	3.498	10:36:44.910

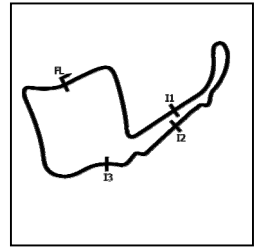
P24 73		David BROOK				Honda - Guildford Audio by Brook Motorsport						
IDEAL LAP TIME : 2:08.750		BEST LAP TIME : 2:09.761				DIFFERENCE : 1.011						
LAP	SECTOR 1	SECTOR 2		SECTOR 3		SECTOR 4		LAP TIME	MPH	DIFF	TIME OF DAY	
1 -	OUTLAP	99.1	41.420	103.0	25.479	105.1	35.810	112.0			10:15:21.397	
2 -	32.759	122.6	37.031	104.2	24.634	106.0	35.337	115.5	2:09.761 (1)	74.68		10:17:31.158
3 -	31.748	130.3	39.269	93.3	27.344	95.4	IN PIT		2:28.096 P	65.43	18.335	10:19:59.254

MCRCB BULLETIN TK016

2022 Bennetts British Superbike Championship - Round 9

2022 Pirelli National Superstock Championship with MotoNovo

FREE PRACTICE 1 - SECTOR ANALYSIS



SECTOR 1 = FL to I1, SECTOR 2 = I1 to I2 SECTOR 3 = I2 to I3, SECTOR 4 = I3 to FL, DIFF = Difference To Personal Best Lap, P = Crossed Finish Line in Pit Lane, D = Time Disallowed

P25	31	Sam COX				BMW - Sam Cox Racing with Belcom Cables Ltd					
IDEAL LAP TIME : 2:08.269		BEST LAP TIME :		DIFFERENCE :							
LAP	SECTOR 1	SECTOR 2		SECTOR 3		SECTOR 4	LAP TIME	MPH	DIFF	TIME OF DAY	
1-	OUTLAP	85.3	44.341	98.5	28.997	84.0	IN PIT		P	10:13:05.763	
2-	OUTLAP	122.4	36.893	105.5	24.099	110.7	36.252	100.1	19:57.485	8.09	10:33:03.248
P26	51	Brayden ELLIOTT				Honda - CFS Filtration No Bull Racing					
IDEAL LAP TIME : 2:01.839		BEST LAP TIME :		DIFFERENCE :							
LAP	SECTOR 1	SECTOR 2		SECTOR 3		SECTOR 4	LAP TIME	MPH	DIFF	TIME OF DAY	
1-	OUTLAP	124.0	35.411	97.2	24.167	104.0	34.415	115.7		10:13:40.699	
2-	30.515	123.3	33.862	100.3	23.047	108.0	IN PIT	2:07.892	P	75.77	10:15:48.591
P27	14	Tim NEAVE				Yamaha - Edwards Yamaha					
IDEAL LAP TIME :		BEST LAP TIME :		DIFFERENCE :							
LAP	SECTOR 1	SECTOR 2		SECTOR 3		SECTOR 4	LAP TIME	MPH	DIFF	TIME OF DAY	
1-	OUTLAP	122.2	37.199	98.6	23.305	105.3	IN PIT		P	10:23:14.841	
2-	OUTLAP	122.9	36.674	104.3	23.530	108.4	IN PIT	9:51.909	P	16.37	10:33:06.750
P28	18	Shaun WINFIELD				Honda - TAG Racing Honda					
IDEAL LAP TIME :		BEST LAP TIME :		DIFFERENCE :							
LAP	SECTOR 1	SECTOR 2		SECTOR 3		SECTOR 4	LAP TIME	MPH	DIFF	TIME OF DAY	
1-	OUTLAP	102.6	41.058	97.3	26.605	90.4	IN PIT		P	10:13:07.385	
P29	2	TJ TOMS				Kawasaki - Platform Hire Racing					
IDEAL LAP TIME :		BEST LAP TIME :		DIFFERENCE :							
LAP	SECTOR 1	SECTOR 2		SECTOR 3		SECTOR 4	LAP TIME	MPH	DIFF	TIME OF DAY	
1-	OUTLAP	108.5	40.170	98.2	26.633	91.0	IN PIT		P	10:13:08.063	
P30	16	James BUCHANAN				Kawasaki - Blue Motion Racing					
IDEAL LAP TIME :		BEST LAP TIME :		DIFFERENCE :							
LAP	SECTOR 1	SECTOR 2		SECTOR 3		SECTOR 4	LAP TIME	MPH	DIFF	TIME OF DAY	
1-	OUTLAP	73.3	49.332	85.5	30.658	75.2	IN PIT		P	10:14:34.665	
P31	12	Mark CHIDO				Yamaha - Tamworth Yamaha by Alpinestars					
IDEAL LAP TIME : 2:08.833		BEST LAP TIME :		DIFFERENCE :							
LAP	SECTOR 1	SECTOR 2		SECTOR 3		SECTOR 4	LAP TIME	MPH	DIFF	TIME OF DAY	
1-	OUTLAP	120.6	37.175	106.3	23.741	100.1	39.466	96.6		10:33:18.172	

MCRCB BULLETIN TK017

2022 Bennetts British Superbike Championship - Round 9

2022 Pirelli National Superstock Championship with MotoNovo

FREE PRACTICE 1 - BEST SECTORS

SECTOR 1			SECTOR 2			SECTOR 3			SECTOR 4			IDEAL / BEST COMPARISON							
POS	NO	NAME	TIME	NO	NAME	TIME	NO	NAME	TIME	NO	NAME	TIME	POS	NO	NAME	IDEAL	BEST	DIFF	
																PERFECT LAP	1:42.364		
1	86	NESBITT	26.227	21	WARD	28.374	21	WARD	19.469	21	WARD	28.294	1	21	WARD	1:42.533	1:42.698	0.165	
2	40	FRANCIS	26.277	40	FRANCIS	28.674	40	FRANCIS	19.599	40	FRANCIS	28.688	2	40	FRANCIS	1:43.238	1:43.356	0.118	
3	21	WARD	26.396	86	NESBITT	29.525	55	BEECH	19.876	55	BEECH	29.113	3	86	NESBITT	1:45.165	1:45.165	0.000	
4	55	BEECH	26.564	75	OLSEN	29.666	86	NESBITT	20.130	86	NESBITT	29.283	4	55	BEECH	1:45.237	1:45.237	0.000	
5	27	ESTMENT	26.657	27	ESTMENT	29.678	27	ESTMENT	20.151	27	ESTMENT	29.641	5	27	ESTMENT	1:46.127	1:46.165	0.038	
6	23	HEDGER	26.790	55	BEECH	29.684	23	HEDGER	20.227	57	DAY	29.768	6	23	HEDGER	1:46.722	1:46.725	0.003	
7	74	TODD	26.825	23	HEDGER	29.686	20	OLIVER	20.233	23	HEDGER	30.019	7	75	OLSEN	1:47.183	1:47.306	0.123	
8	75	OLSEN	26.953	20	OLIVER	30.048	75	OLSEN	20.274	75	OLSEN	30.290	8	20	OLIVER	1:48.253	1:48.253	0.000	
9	57	DAY	27.043	74	TODD	30.785	74	TODD	20.506	6	NEVE	30.357	9	57	DAY	1:48.388	1:48.388	0.000	
10	6	NEVE	27.047	57	DAY	30.821	44	NIXON	20.562	74	TODD	30.516	10	74	TODD	1:48.632	1:48.632	0.000	
11	30	McNEALY	27.257	4	LINFOOT	30.831	4	LINFOOT	20.682	20	OLIVER	30.569	11	6	NEVE	1:49.654	1:50.139	0.485	
12	20	OLIVER	27.403	61	SELLERS	30.834	57	DAY	20.756	30	McNEALY	30.634	12	77	HARRAN	1:50.521	1:50.739	0.218	
13	39	MORGAN	27.460	77	HARRAN	30.939	77	HARRAN	20.822	44	NIXON	30.940	13	44	NIXON	1:50.603	1:50.603	0.000	
14	77	HARRAN	27.693	6	NEVE	30.976	61	SELLERS	20.899	22	MACKAY	31.065	14	4	LINFOOT	1:50.842	1:50.842	0.000	
15	44	NIXON	27.745	25	BOERBOO	31.027	25	BOERBOO	21.240	77	HARRAN	31.067	15	30	McNEALY	1:51.116	1:51.116	0.000	
16	25	BOERBOO	27.870	44	NIXON	31.356	6	NEVE	21.274	4	LINFOOT	31.135	16	61	SELLERS	1:51.281	1:51.281	0.000	
17	22	MACKAY	27.949	39	MORGAN	31.482	39	MORGAN	21.341	94	STAINTO	31.356	17	25	BOERBOOM	1:51.700	1:51.896	0.196	
18	61	SELLERS	28.139	30	McNEALY	31.587	59	TRUELOV	21.531	61	SELLERS	31.409	18	39	MORGAN	1:51.891	1:52.439	0.548	
19	4	LINFOOT	28.194	22	MACKAY	31.632	30	McNEALY	21.638	25	BOERBOO	31.563	19	22	MACKAY	1:52.604	1:52.985	0.381	
20	94	STAINTO	28.775	59	TRUELOV	32.721	94	STAINTO	21.698	39	MORGAN	31.608	20	94	STAINTON	1:54.885	1:55.395	0.510	
21	59	TRUELOV	28.786	94	STAINTO	33.056	22	MACKAY	21.958	3	McCONNIE	32.123	21	59	TRUELOVE	1:55.275	1:57.826	2.551	
22	3	McCONNIE	28.983	3	McCONNIE	33.774	3	McCONNIE	22.615	59	TRUELOV	32.237	22	3	McCONNELL	1:57.495	1:59.794	2.299	
23	28	OULTRAM	29.745	28	OULTRAM	33.811	28	OULTRAM	22.658	28	OULTRAM	33.367	23	28	OULTRAM	1:59.581	1:59.591	0.010	
24	51	ELLIOTT	30.515	51	ELLIOTT	33.862	12	CHIODO	22.929	51	ELLIOTT	34.415	24	51	ELLIOTT	2:01.839			
25	73	BROOK	31.748	12	CHIODO	34.599	51	ELLIOTT	23.047	73	BROOK	35.337	25	31	COX	2:08.269			
26	12	CHIODO	31.839	31	COX	35.083	14	NEAVE	23.305	31	COX	36.252	26	73	BROOK	2:08.750	2:09.761	1.011	
27	31	COX	33.252	14	NEAVE	36.674	31	COX	23.682	12	CHIODO	39.466	27	12	CHIODO	2:08.833			
28				73	BROOK	37.031	73	BROOK	24.634				28	14	NEAVE				
29				2	TOMS	40.170	18	WINFIEL	26.605				29	18	WINFIELD				
30				18	WINFIEL	41.058	2	TOMS	26.633				30	16	BUCHANAN				
31				16	BUCHANA	49.332	16	BUCHANA	30.658				31	2	TOMS				

MCRCB BULLETIN TK018**2022 Bennetts British Superbike Championship - Round 9****2022 Pirelli National Superstock Championship with MotoNovo****FREE PRACTICE 1 - BEST SPEEDS**

POS	INTERMEDIATE 1			INTERMEDIATE 2			INTERMEDIATE 3			FINISH LINE		
	NO	NAME	MPH	NO	NAME	MPH	NO	NAME	MPH	NO	NAME	MPH
1	74	TODD	152.5	75	OLSEN	117.1	86	NESBITT	130.8	57	DAY	133.1
2	55	BEECH	152.1	21	WARD	116.3	21	WARD	129.3	40	FRANCIS	131.8
3	75	OLSEN	152.1	23	HEDGER	115.3	55	BEECH	128.5	86	NESBITT	131.0
4	21	WARD	149.7	4	LINFOOT	114.9	40	FRANCIS	128.3	30	McNEALY	131.0
5	27	ESTMENT	149.7	55	BEECH	114.5	23	HEDGER	127.0	75	OLSEN	130.5
6	77	HARRAN	149.7	44	NIXON	114.5	27	ESTMENT	126.3	21	WARD	130.3
7	40	FRANCIS	149.1	86	NESBITT	113.9	25	BOERBOOM	125.4	55	BEECH	129.8
8	23	HEDGER	149.1	20	OLIVER	113.9	20	OLIVER	125.2	74	TODD	129.5
9	20	OLIVER	148.4	27	ESTMENT	113.3	57	DAY	124.9	22	MACKAY	129.5
10	4	LINFOOT	148.4	57	DAY	113.3	44	NIXON	124.2	23	HEDGER	129.3
11	86	NESBITT	147.4	77	HARRAN	112.9	4	LINFOOT	124.2	94	STAINTON	129.0
12	25	BOERBOOM	144.6	94	STAINTON	112.9	74	TODD	124.0	25	BOERBOOM	127.3
13	57	DAY	144.0	40	FRANCIS	112.4	6	NEVE	122.0	27	ESTMENT	126.3
14	44	NIXON	141.5	74	TODD	112.4	77	HARRAN	122.0	6	NEVE	126.3
15	22	MACKAY	141.5	6	NEVE	110.9	39	MORGAN	121.1	20	OLIVER	126.1
16	6	NEVE	141.2	61	SELLERS	110.7	94	STAINTON	119.8	44	NIXON	123.5
17	61	SELLERS	140.6	22	MACKAY	110.1	61	SELLERS	118.7	39	MORGAN	123.3
18	39	MORGAN	140.6	39	MORGAN	110.0	59	TRUELOVE	118.1	77	HARRAN	121.1
19	3	McCONNELL	139.5	25	BOERBOOM	109.6	22	MACKAY	117.7	28	OULTRAM	120.9
20	30	McNEALY	138.6	30	McNEALY	108.7	75	OLSEN	115.7	61	SELLERS	120.4
21	28	OULTRAM	135.8	28	OULTRAM	106.3	30	McNEALY	114.9	4	LINFOOT	120.2
22	59	TRUELOVE	135.2	12	CHIODO	106.3	28	OULTRAM	113.9	3	McCONNELL	120.0
23	94	STAINTON	131.0	31	COX	105.6	3	McCONNELL	113.7	59	TRUELOVE	118.5
24	73	BROOK	130.3	59	TRUELOVE	105.5	12	CHIODO	111.8	51	ELLIOTT	115.7
25	12	CHIODO	130.0	3	McCONNELL	105.0	31	COX	110.7	73	BROOK	115.5
26	31	COX	125.2	14	NEAVE	104.3	14	NEAVE	108.4	31	COX	100.1
27	51	ELLIOTT	124.0	73	BROOK	104.2	51	ELLIOTT	108.0	12	CHIODO	96.6
28	14	NEAVE	122.9	51	ELLIOTT	100.3	73	BROOK	106.0			
29	2	TOMS	108.5	2	TOMS	98.2	2	TOMS	91.0			
30	18	WINFIELD	102.6	18	WINFIELD	97.3	18	WINFIELD	90.4			
31	16	BUCHANAN	73.3	16	BUCHANAN	85.5	16	BUCHANAN	75.2			

MCRCB BULLETIN TK019

2022 Bennetts British Superbike Championship - Round 9

2022 Pirelli National Superstock Championship with MotoNovo

FREE PRACTICE 1 - STATISTICS

Competitors Started	31
Planned Start	2022-09-23 @ 10:10:00.000
Actual Start	2022-09-23 @ 10:10:01.131
Finish Time	2022-09-23 @ 10:35:01.131
Track Length	2.6920mi.
Total Laps	187
Total Distance Covered	503.4093mi.

Session Fastest Lap History

NO	NAME	LAP TIME	TIME OF DAY	LAP	VEHICLE
6	Craig NEVE	1:57.933	10:14:07.687	2	BMW
23	Luke HEDGER	1:57.731	10:14:10.341	2	Suzuki
86	Charlie NESBITT	1:54.865	10:14:13.041	2	Suzuki
6	Craig NEVE	1:52.521	10:16:00.207	3	BMW
6	Craig NEVE	1:51.543	10:17:51.751	4	BMW
57	Levi DAY	1:51.449	10:18:18.057	4	Suzuki
57	Levi DAY	1:50.370	10:20:08.426	5	Suzuki
6	Craig NEVE	1:50.139	10:21:33.810	6	BMW
55	Ash BEECH	1:50.124	10:22:21.230	6	Honda
55	Ash BEECH	1:49.388	10:24:10.617	7	Honda
55	Ash BEECH	1:47.949	10:25:58.567	8	Honda
55	Ash BEECH	1:47.378	10:27:45.945	9	Honda
21	Tom WARD	1:46.030	10:27:54.923	2	Aprilia
21	Tom WARD	1:45.518	10:29:40.407	3	Aprilia
21	Tom WARD	1:44.589	10:31:25.031	4	Aprilia
21	Tom WARD	1:44.072	10:33:09.102	5	Aprilia
21	Tom WARD	1:42.698	10:34:51.800	6	Aprilia

Flag History

TYPE	TIME OF DAY
GREEN	10:10:01.131
FINISH	10:35:01.131

Flag Statistics

TYPE	COUNT	TOTAL LAPS	TOTAL TIME
Green	1	13	26:58.603
Red	0	0	0.000
Safety Car	0	0	0.000
FCY	0	0	0.000

MCRCB BULLETIN TK020

2022 Bennetts British Superbike Championship - Round 9

2022 Pirelli National Superstock Championship with MotoNovo

FREE PRACTICE 1 - SESSION NOTES

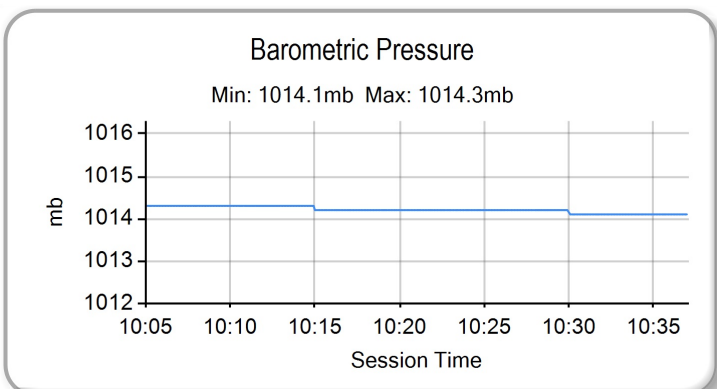
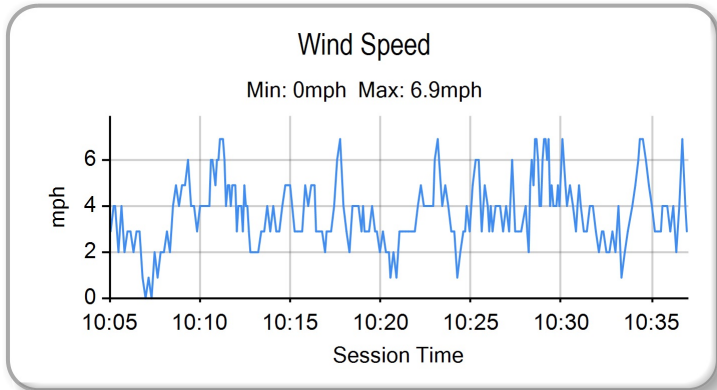
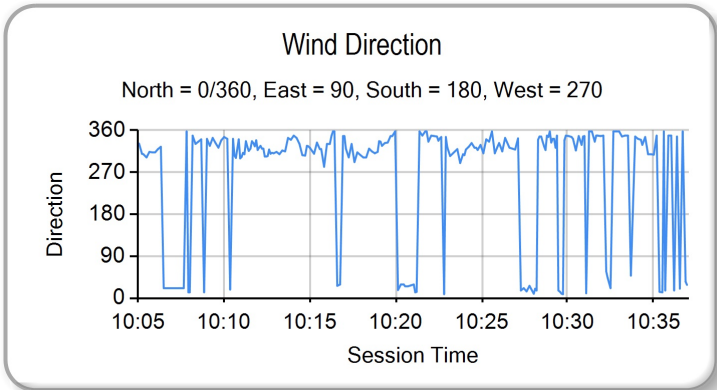
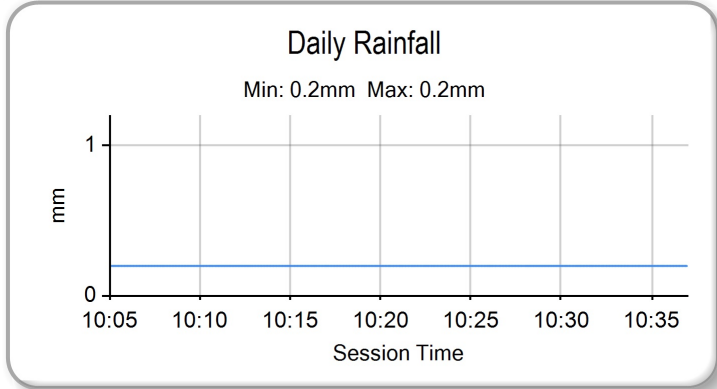
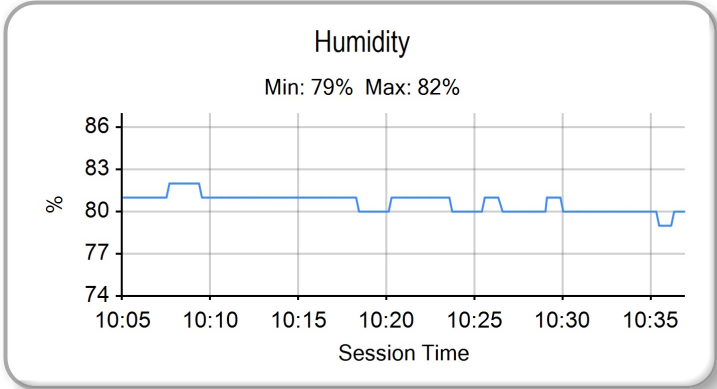
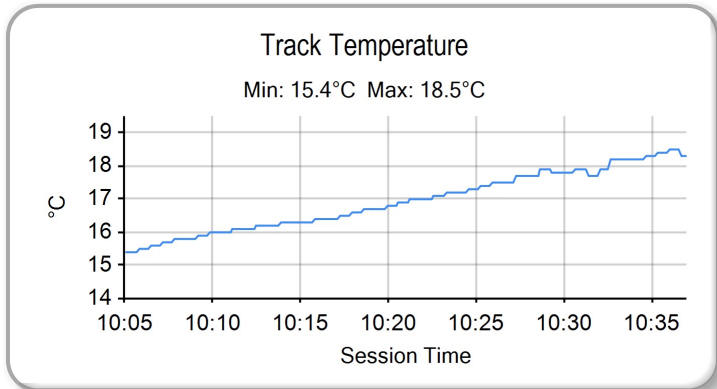
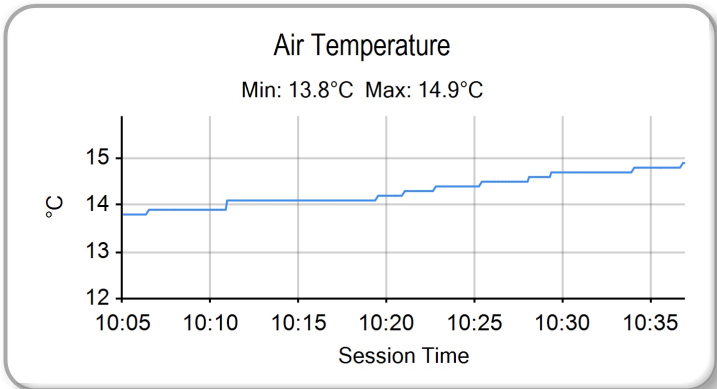
No notes recorded in this session

MCRCB BULLETIN TK021

2022 Bennetts British Superbike Championship - Round 9

2022 Pirelli National Superstock Championship with MotoNovo

FREE PRACTICE 1 - WEATHER CONDITIONS





POS	NO	NAME	NAT	ENTRY	TIME	ON	LAPS	GAP	DIFF	MPH
1	75	Alex OLSEN	GBR	BMW - FHO Racing with Kobelco	1:36.440	5	11			100.49
2	74	Davey TODD	GBR	Honda - Milenco by Padgetts Motorcycles	1:36.589	6	12	0.149	0.149	100.33
3	86	Charlie NESBITT	GBR	Suzuki - VisionTrack Suzuki	1:36.999	9	13	0.559	0.410	99.91
4	21	Tom WARD	GBR	Aprilia - IN Competition / Aprilia	1:37.190	4	6	0.750	0.191	99.71
5	4	Dan LINFOOT	GBR	Honda - Optimum Bikes Racing	1:37.416	10	14	0.976	0.226	99.48
6	23	Luke HEDGER	GBR	Suzuki - SBR / Cheney Racing	1:37.452	4	13	1.012	0.036	99.44
7	51	Brayden ELLIOTT	AUS	Honda - CFS Filtration No Bull Racing	1:37.455	13	13	1.015	0.003	99.44
8	55	Ash BEECH	GBR	Honda - Jones Dorling Racing	1:37.613	5	12	1.173	0.158	99.28
9	14	Tim NEAVE	GBR	Yamaha - Edwards Yamaha	1:37.620	10	12	1.180	0.007	99.27
10	5	Richard KERR	IRL	Honda - AMD Motorsport	1:37.673	5	13	1.233	0.053	99.22
11	8	Lewis ROLLO	GBR	Honda - Milenco by Padgetts Motorcycles	1:37.680	5	12	1.240	0.007	99.21
12	44	Jack NIXON	GBR	BMW - FHO Racing with Kobelco	1:37.725	12	12	1.285	0.045	99.16
13	3	Billy McCONNELL	AUS	Honda - C&L Fairburn Properties / Jackson Racing	1:38.001	11	13	1.561	0.276	98.88
14	27	Bjorn ESTMENT	RSA	Suzuki - Specsavers Suzuki by Hawk Racing	1:38.074	8	13	1.634	0.073	98.81
15	40	Joe FRANCIS	GBR	Kawasaki - Stauff Fluid Power Kawasaki	1:38.091	2	3	1.651	0.017	98.79
16	24	Conor CUMMINS	GBR	Honda - Milenco by Padgetts Motorcycles	1:38.306	12	14	1.866	0.215	98.58
17	57	Levi DAY	AUS	Suzuki - Powerslide Motorcycles Racing	1:38.464	9	13	2.024	0.158	98.42
18	18	Shaun WINFIELD	GBR	Honda - TAG Racing Honda	1:38.841	4	9	2.401	0.377	98.04
19	20	Tom OLIVER	GBR	Aprilia - IN Competition / Aprilia	1:38.993	11	12	2.553	0.152	97.89
20	77	Brent HARRAN	RSA	Honda - Optimum Bikes Racing	1:39.069	14	14	2.629	0.076	97.82
21	30	Rob McNEALY	GBR	BMW - McNealy Brown	1:39.117	7	11	2.677	0.048	97.77
22	2	TJ TOMS	GBR	Kawasaki - Platform Hire Racing	1:39.174	9	13	2.734	0.057	97.72
23	19	Joe TALBOT	GBR	Kawasaki - Cheshire Mouldings Kawasaki by JR Perfor	1:39.240	4	11	2.800	0.066	97.65
24	6	Craig NEVE	GBR	BMW - CN Racing	1:39.421	6	14	2.981	0.181	97.47
25	59	Matt TRUELOVE	GBR	Aprilia - IN Competition / Aprilia	1:39.590	9	11	3.150	0.169	97.31
26	99	Ben LUXTON	GBR	BMW - Team XG Racing	1:39.727	10	15	3.287	0.137	97.17
27	94	Max STANTON	GBR	BMW - PHR Performance	1:39.911	11	12	3.471	0.184	96.99
28	15	Nathan HARRISON	GBR	Honda - Quayside Racing	1:40.482	13	13	4.042	0.571	96.44
29	7	Kade VERWEY	GBR	BMW - Team XG Racing	1:40.964	6	11	4.524	0.482	95.98
30	73	David BROOK	GBR	Honda - Guildford Audio by Brook Motorsport	1:41.380	10	12	4.940	0.416	95.59
31	39	Max MORGAN	GBR	Kawasaki - MSS Performance	1:41.703	12	13	5.263	0.323	95.29
32	76	Luke VERWEY	GBR	BMW - WSE Racing	1:41.849	6	10	5.409	0.146	95.15
33	25	Jorel BOERBOOM	NLD	Kawasaki - G&S Bict Groep Racing	1:41.854	12	13	5.414	0.005	95.14
34	31	Sam COX	GBR	BMW - Sam Cox Racing with Belcom Cables Ltd	1:41.994	10	13	5.554	0.140	95.01
35	22	Dave MACKAY	GBR	Suzuki - True Heroes Racing	1:42.176	13	15	5.736	0.182	94.84
36	61	David SELLERS	GBR	Suzuki - True Heroes Racing	1:42.253	12	14	5.813	0.077	94.77
37	12	Mark CHIODO	AUS	Yamaha - Tamworth Yamaha by Alpinestars	1:42.789	6	10	6.349	0.536	94.28
38	28	Zac OULTRAM	GBR	Suzuki - Konect Racing	1:43.349	2	12	6.909	0.560	93.77

QUALIFYING LAPTIME (110.0% of 1:36.440) = 1:46.084

39	16	James BUCHANAN	GBR	Kawasaki - Blue Motion Racing	1:48.416	4	11	11.976	5.067	89.38
----	----	----------------	-----	-------------------------------	----------	---	----	--------	-------	-------

#12 - Exceeded Track Limits at turn 1 - Lap 5 time cancelled

#3 - Exceeded Track Limits at turn 1 - Lap 10 time cancelled

Weather / Track : Cloudy / Dry

These results are provisional until the conclusion of any judicial and technical matters.

Oulton Park International: 2.6920 miles

Date: 23/09/2022 Start: 14:30 Finish: 14:55

Race Director : Stuart Higgs S. Higgs Digitally Approved at 15:42 Friday, 23 September 2022	Stewards :	Timekeeper : Richard Evans R. EVANS Digitally Approved at 15:03 Friday, 23 September 2022
---	------------	---

Results can be found at www.britishsuperbike.com

Printed - 14:58 Friday, 23 September 2022

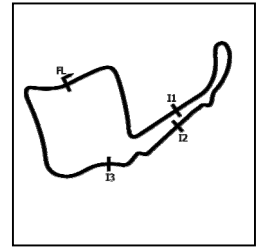


MCRCB BULLETIN TK060

2022 Bennetts British Superbike Championship - Round 9

2022 Pirelli National Superstock Championship with MotoNovo

FREE PRACTICE 2 - SECTOR ANALYSIS



SECTOR 1 = FL to I1, SECTOR 2 = I1 to I2 SECTOR 3 = I2 to I3, SECTOR 4 = I3 to FL, DIFF = Difference To Personal Best Lap, P = Crossed Finish Line in Pit Lane, D = Time Disallowed

P1 75		Alex OLSEN				BMW - FHO Racing with Kobelco						
IDEAL LAP TIME : 1:36.328		BEST LAP TIME : 1:36.440				DIFFERENCE : 0.112						
LAP	SECTOR 1	SECTOR 2		SECTOR 3		SECTOR 4		LAP TIME	MPH	DIFF	TIME OF DAY	
1 -	OUTLAP	138.6	31.965	95.1	21.385	125.6	30.166	141.2			14:33:00.455	
2 -	24.294	152.5	28.024	117.7	19.191	128.3	27.091	143.0	1:38.600	98.28	2.160	14:34:39.055
3 -	23.837	155.7	27.676	115.9	19.067	133.1	26.620	143.0	1:37.200 (2)	99.70	0.760	14:36:16.255
4 -	27.526	147.8	28.703	114.1	19.501	130.8	26.874	143.3	1:42.604	94.45	6.164	14:37:58.859
5 -	23.751	154.9	27.360	118.5	18.858	136.1	26.471	143.3	1:36.440 (1)	100.49		14:39:35.299
6 -	26.494	149.7	28.939	113.3	20.186	122.9	IN PIT		1:51.498 P	86.91	15.058	14:41:26.797
7 -	OUTLAP	152.8	31.965	79.8	22.924	124.0	27.000	142.1	7:35.281	21.28	5:58.841	14:49:02.078
8 -	24.323	155.7	27.645	116.5	19.004	133.6	26.803	142.1	1:37.775	99.11	1.335	14:50:39.853
9 -	23.724	158.2	27.986	114.7	19.151	132.3	26.386	143.0	1:37.247 (3)	99.65	0.807	14:52:17.100
10 -	28.365	115.3	28.082	118.3	18.982	134.4	26.964	140.3	1:42.393	94.64	5.953	14:53:59.493
11 -	24.105	154.2	28.124	117.3	19.131	132.8	26.567	143.3	1:37.927	98.96	1.487	14:55:37.420

P2 74		Davey TODD				Honda - Milenco by Padgetts Motorcycles						
IDEAL LAP TIME : 1:36.264		BEST LAP TIME : 1:36.589				DIFFERENCE : 0.325						
LAP	SECTOR 1	SECTOR 2		SECTOR 3		SECTOR 4		LAP TIME	MPH	DIFF	TIME OF DAY	
1 -	OUTLAP	145.5	28.542	114.5	20.226	129.5	27.138	141.2			14:32:08.767	
2 -	24.134	150.4	27.733	117.9	19.329	132.6	27.275	144.6	1:38.471	98.41	1.882	14:33:47.238
3 -	24.346	151.8	27.519	119.6	19.652	132.6	26.451	144.3	1:37.968	98.92	1.379	14:35:25.206
4 -	23.815	154.2	27.920	116.7	19.783	123.3	27.078	143.0	1:38.596	98.29	2.007	14:37:03.802
5 -	23.704	152.5	27.301	119.6	19.166	129.0	27.012	142.4	1:37.183	99.72	0.594	14:38:40.985
6 -	23.638	154.6	27.279	117.9	19.083	130.0	26.589	142.7	1:36.589 (1)	100.33		14:40:17.574
7 -	25.113	150.8	29.308	110.9	20.174	119.4	IN PIT		1:47.941 P	89.78	11.352	14:42:05.515
8 -	OUTLAP	152.1	27.834	116.1	19.339	131.0	26.711	142.7	7:00.449	23.04	5:23.860	14:49:05.964
9 -	24.302	150.1	28.419	113.1	18.977	131.8	26.568	141.5	1:38.266	98.62	1.677	14:50:44.230
10 -	23.864	154.6	27.373	117.3	18.896	133.4	26.531	141.8	1:36.664 (2)	100.25	0.075	14:52:20.894
11 -	23.673	156.4	27.788	118.3	18.982	133.6	26.851	142.7	1:37.294	99.60	0.705	14:53:58.188
12 -	23.733	153.5	27.611	117.3	19.035	131.3	26.503	144.0	1:36.882 (3)	100.03	0.293	14:55:35.070

P3 86		Charlie NESBITT				Suzuki - VisionTrack Suzuki						
IDEAL LAP TIME : 1:36.722		BEST LAP TIME : 1:36.999				DIFFERENCE : 0.277						
LAP	SECTOR 1	SECTOR 2		SECTOR 3		SECTOR 4		LAP TIME	MPH	DIFF	TIME OF DAY	
1 -	OUTLAP	148.1	29.455	112.0	19.934	130.5	27.307	138.3			14:32:12.126	
2 -	24.586	150.8	27.960	114.1	19.343	133.6	27.160	140.1	1:39.049	97.84	2.050	14:33:51.175
3 -	23.860	152.1	27.858	113.7	19.222	133.1	26.560	141.2	1:37.500	99.39	0.501	14:35:28.675
4 -	24.245	154.2	27.908	117.5	19.336	133.1	26.852	142.4	1:38.341	98.54	1.342	14:37:07.016
5 -	24.236	152.8	27.954	115.1	19.739	127.8	IN PIT		1:45.729 P	91.66	8.730	14:38:52.745
6 -	OUTLAP	147.4	28.879	113.7	19.466	131.3	26.849	137.7	6:00.520	26.88	4:23.521	14:44:53.265
7 -	24.101	150.4	27.456	115.7	19.168	132.3	26.518	139.5	1:37.243 (2)	99.66	0.244	14:46:30.508
8 -	23.973	149.4	27.769	114.7	19.156	132.1	26.629	137.2	1:37.527	99.37	0.528	14:48:08.035
9 -	23.964	151.8	27.472	113.9	19.065	133.6	26.498	140.1	1:36.999 (1)	99.91		14:49:45.034
10 -	23.953	152.8	27.299	117.3	19.073	133.9	27.032	140.6	1:37.357 (3)	99.54	0.358	14:51:22.391
11 -	24.225	152.5	27.674	112.5	19.125	133.9	27.065	140.9	1:38.089	98.80	1.090	14:53:00.480
12 -	24.052	151.8	27.878	115.1	19.177	133.1	26.980	141.8	1:38.087	98.80	1.088	14:54:38.567
13 -	24.213	150.8	28.208	114.3	19.171	133.9	26.813	142.4	1:38.405	98.48	1.406	14:56:16.972

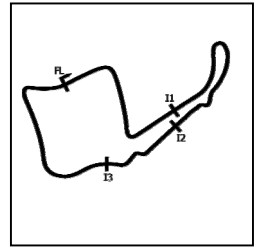
P4 21		Tom WARD				Aprilia - IN Competition / Aprilia						
IDEAL LAP TIME : 1:37.097		BEST LAP TIME : 1:37.190				DIFFERENCE : 0.093						
LAP	SECTOR 1	SECTOR 2		SECTOR 3		SECTOR 4		LAP TIME	MPH	DIFF	TIME OF DAY	
1 -	OUTLAP	144.0	29.266	112.9	20.095	111.8	28.511	138.6			14:31:49.555	
2 -	24.630	147.8	27.833	118.1	19.176	130.0	26.799	140.1	1:38.438 (3)	98.45	1.248	14:33:27.993
3 -	24.176	149.7	27.453	114.1	19.071	130.3	26.759	136.9	1:37.459 (2)	99.43	0.269	14:35:05.452
4 -	23.915	150.4	27.414	115.1	19.009	130.0	26.852	137.5	1:37.190 (1)	99.71		14:36:42.642
5 -	26.760	93.3	30.689	111.4	22.718	98.1	IN PIT		1:56.467 P	83.21	19.277	14:38:39.109
6 -	OUTLAP	118.7	29.812	114.5	20.737	118.5	IN PIT		4:54.584 P	32.89	3:17.394	14:43:33.693

MCRCB BULLETIN TK060

2022 Bennetts British Superbike Championship - Round 9

2022 Pirelli National Superstock Championship with MotoNovo

FREE PRACTICE 2 - SECTOR ANALYSIS



SECTOR 1 = FL to I1, SECTOR 2 = I1 to I2 SECTOR 3 = I2 to I3, SECTOR 4 = I3 to FL, DIFF = Difference To Personal Best Lap, P = Crossed Finish Line in Pit Lane, D = Time Disallowed

P5		4		Dan LINFOOT				Honda - Optimum Bikes Racing					
IDEAL LAP TIME : 1:37.394		BEST LAP TIME : 1:37.416				DIFFERENCE : 0.022							
LAP	SECTOR 1	SECTOR 2		SECTOR 3		SECTOR 4		LAP TIME	MPH	DIFF	TIME OF DAY		
1 -	OUTLAP	144.3	30.241	113.3	21.394	120.0	28.033	137.5			14:32:21.757		
2 -	24.704	150.1	28.413	118.3	19.701	131.0	27.594	138.9	1:40.412	96.51	2.996	14:34:02.169	
3 -	24.211	152.5	27.983	117.3	19.800	129.3	26.968	141.2	1:38.962	97.92	1.546	14:35:41.131	
4 -	23.966	153.5	29.596	105.6	20.333	130.3	27.369	140.9	1:41.264	95.70	3.848	14:37:22.395	
5 -	24.038	152.8	27.778	118.3	19.253	131.5	26.692	142.1	1:37.761	(3)	99.13	0.345	14:39:00.156
6 -	25.189	145.8	28.968	115.1	20.412	123.1	27.708	140.6	1:42.277	94.75	4.861	14:40:42.433	
7 -	24.342	154.2	27.911	116.5	20.031	129.5	27.358	141.5	1:39.642	97.26	2.226	14:42:22.075	
8 -	24.037	153.5	27.707	117.3	19.132	130.8	27.066	140.1	1:37.942	98.94	0.526	14:44:00.017	
9 -	29.426	146.5	29.671	112.9	20.227	124.5	27.695	141.5	1:47.019	90.55	9.603	14:45:47.036	
10 -	23.963	154.2	27.609	119.1	19.154	131.3	26.690	141.8	1:37.416	(1)	99.48		14:47:24.452
11 -	24.822	146.8	28.671	111.6	20.248	122.4	IN PIT		1:51.875	P	86.62	14.459	14:49:16.327
12 -	OUTLAP	93.9	29.953	116.3	19.637	128.5	27.272	139.8	3:47.829	42.53	2:10.413	14:53:04.156	
13 -	24.146	152.8	27.699	117.9	19.214	130.5	26.801	142.1	1:37.860	99.03	0.444	14:54:42.016	
14 -	24.076	153.2	27.638	117.9	19.143	130.5	26.780	142.1	1:37.637	(2)	99.25	0.221	14:56:19.653

P6		23		Luke HEDGER				Suzuki - SBR / Cheney Racing					
IDEAL LAP TIME : 1:37.304		BEST LAP TIME : 1:37.452				DIFFERENCE : 0.148							
LAP	SECTOR 1	SECTOR 2		SECTOR 3		SECTOR 4		LAP TIME	MPH	DIFF	TIME OF DAY		
1 -	OUTLAP	147.1	30.138	114.9	20.727	117.9	28.204	138.0			14:31:48.868		
2 -	24.676	149.4	28.373	115.1	19.623	129.8	27.061	138.9	1:39.733	97.17	2.281	14:33:28.601	
3 -	24.207	151.8	27.682	117.9	19.102	130.5	26.828	142.1	1:37.819	(3)	99.07	0.367	14:35:06.420
4 -	24.052	152.1	27.552	117.5	19.091	130.0	26.757	141.8	1:37.452	(1)	99.44		14:36:43.872
5 -	24.100	150.8	28.926	115.5	19.979	125.2	IN PIT		1:47.630	P	90.04	10.178	14:38:31.502
6 -	OUTLAP	149.4	28.339	116.9	19.508	126.6	26.864	140.6	4:15.081	37.99	2:37.629	14:42:46.583	
7 -	24.351	147.8	27.837	117.3	19.081	131.8	26.789	140.6	1:38.058	98.83	0.606	14:44:24.641	
8 -	24.041	150.4	27.736	117.5	19.516	129.8	26.815	141.2	1:38.108	98.78	0.656	14:46:02.749	
9 -	24.029	151.1	27.644	118.9	19.205	130.3	26.642	140.6	1:37.520	(2)	99.37	0.068	14:47:40.269
10 -	24.663	152.5	28.461	116.5	19.665	127.8	IN PIT		1:47.380	P	90.25	9.928	14:49:27.649
11 -	OUTLAP	146.8	29.023	116.5	22.597	119.8	27.955	140.1	3:32.199	45.67	1:54.747	14:52:59.848	
12 -	24.334	148.1	27.985	116.5	19.317	130.0	27.008	139.8	1:38.644	98.24	1.192	14:54:38.492	
13 -	24.244	150.4	27.965	117.1	19.268	129.3	26.931	141.8	1:38.408	98.48	0.956	14:56:16.900	

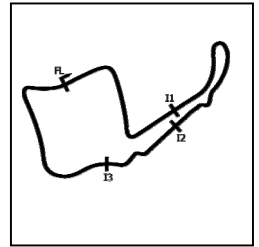
P7		51		Brayden ELLIOTT				Honda - CFS Filtration No Bull Racing					
IDEAL LAP TIME : 1:37.451		BEST LAP TIME : 1:37.455				DIFFERENCE : 0.004							
LAP	SECTOR 1	SECTOR 2		SECTOR 3		SECTOR 4		LAP TIME	MPH	DIFF	TIME OF DAY		
1 -	OUTLAP	144.3	31.181	103.4	21.825	122.2	28.119	139.8			14:32:59.238		
2 -	24.573	147.1	28.251	115.9	19.783	125.6	27.416	142.7	1:40.023	96.89	2.568	14:34:39.261	
3 -	24.280	149.1	27.891	117.7	19.516	127.3	27.308	140.6	1:38.995	97.89	1.540	14:36:18.256	
4 -	24.067	146.5	27.822	115.7	19.616	127.5	27.235	140.1	1:38.740	98.14	1.285	14:37:56.996	
5 -	24.052	146.2	27.877	116.3	19.433	126.1	27.123	144.0	1:38.485	98.40	1.030	14:39:35.481	
6 -	27.286	135.0	28.676	112.0	20.294	119.1	IN PIT		1:50.707	P	87.54	13.252	14:41:26.188
7 -	OUTLAP	142.1	28.728	113.9	20.133	126.1	27.191	139.8	4:52.757	33.10	3:15.302	14:46:18.945	
8 -	24.025	150.4	27.616	116.7	19.330	127.0	26.851	141.5	1:37.822	(3)	99.07	0.367	14:47:56.767
9 -	29.206	116.5	30.695	85.8	20.383	127.5	28.730	141.2	1:49.014	88.89	11.559	14:49:45.781	
10 -	24.045	149.4	27.592	116.7	19.286	127.5	27.029	141.2	1:37.952	98.93	0.497	14:51:23.733	
11 -	24.105	145.2	30.509	108.5	19.811	128.0	27.309	140.9	1:41.734	95.26	4.279	14:53:05.467	
12 -	23.934	148.4	27.715	118.3	19.234	128.3	26.864	141.5	1:37.747	(2)	99.14	0.292	14:54:43.214
13 -	23.898	144.9	27.596	116.1	19.145	128.8	26.816	142.7	1:37.455	(1)	99.44		14:56:20.669

MCRCB BULLETIN TK060

2022 Bennetts British Superbike Championship - Round 9

2022 Pirelli National Superstock Championship with MotoNovo

FREE PRACTICE 2 - SECTOR ANALYSIS



SECTOR 1 = FL to I1, SECTOR 2 = I1 to I2 SECTOR 3 = I2 to I3, SECTOR 4 = I3 to FL, DIFF = Difference To Personal Best Lap, P = Crossed Finish Line in Pit Lane, D = Time Disallowed

P8 55		Ash BEECH				Honda - Jones Dorling Racing			
IDEAL LAP TIME : 1:37.434		BEST LAP TIME : 1:37.613				DIFFERENCE : 0.179			
LAP	SECTOR 1	SECTOR 2	SECTOR 3	SECTOR 4	LAP TIME	MPH	DIFF	TIME OF DAY	
1 -	OUTLAP	138.9	31.183	112.2	21.314	115.3	28.076	143.0	14:31:55.282
2 -	24.888	150.8	29.235	115.5	19.721	132.8	31.832	142.4	1:45.676 91.70 8.063 14:33:40.958
3 -	26.070	115.3	30.282	93.7	33.222	114.3	27.483	142.4	1:57.057 82.79 19.444 14:35:38.015
4 -	24.028	153.9	27.772	118.1	19.312	134.4	27.047	142.1	1:38.159 98.73 0.546 14:37:16.174
5 -	24.044	152.1	27.816	116.1	19.290	134.4	26.463	144.6	1:37.613 (1) 99.28 14:38:53.787
6 -	24.759	153.2	28.778	116.3	20.133	121.5	IN PIT		1:47.713 P 89.97 10.100 14:40:41.500
7 -	OUTLAP	93.7	32.400	103.5	20.558	131.8	26.905	139.2	7:41.357 21.00 6:03.744 14:48:22.857
8 -	24.363	151.4	27.989	115.3	19.575	129.0	27.171	143.7	1:39.098 97.79 1.485 14:50:01.955
9 -	24.515	151.1	28.198	115.3	19.524	128.3	27.006	142.4	1:39.243 97.65 1.630 14:51:41.198
10 -	24.128	153.5	27.936	114.5	19.295	131.5	26.646	141.5	1:38.005 (3) 98.88 0.392 14:53:19.203
11 -	24.087	151.1	27.738	116.1	19.205	130.8	26.912	142.1	1:37.942 (2) 98.94 0.329 14:54:57.145
12 -	24.158	152.1	28.089	113.5	19.596	131.3	27.123	130.8	1:38.966 97.92 1.353 14:56:36.111

P9 14		Tim NEAVE				Yamaha - Edwards Yamaha			
IDEAL LAP TIME : 1:37.531		BEST LAP TIME : 1:37.620				DIFFERENCE : 0.089			
LAP	SECTOR 1	SECTOR 2	SECTOR 3	SECTOR 4	LAP TIME	MPH	DIFF	TIME OF DAY	
1 -	OUTLAP	146.8	30.393	101.8	20.575	121.3	28.392	135.5	14:32:34.448
2 -	24.853	150.1	28.684	113.7	19.768	126.6	27.473	136.6	1:40.778 96.16 3.158 14:34:15.226
3 -	24.322	151.1	28.169	114.7	19.628	128.0	27.155	137.2	1:39.274 97.62 1.654 14:35:54.500
4 -	24.174	149.4	27.838	114.5	19.438	127.5	IN PIT		1:45.171 P 92.14 7.551 14:37:39.671
5 -	OUTLAP	145.2	29.999	112.2	20.113	123.5	28.087	137.5	6:08.556 26.29 4:30.936 14:43:48.227
6 -	24.157	147.8	27.861	114.3	19.450	127.8	26.910	138.0	1:38.378 (3) 98.51 0.758 14:45:26.605
7 -	24.070	142.1	29.810	116.7	20.086	126.8	27.795	137.5	1:41.761 95.23 4.141 14:47:08.366
8 -	24.053	150.8	28.028	114.7	51.444	112.7	28.141	138.0	2:11.666 73.60 34.046 14:49:20.032
9 -	25.687	132.3	30.070	111.4	20.431	118.9	27.459	138.0	1:43.647 93.50 6.027 14:51:03.679
10 -	23.940	150.4	27.602	114.1	19.241	129.5	26.837	139.8	1:37.620 (1) 99.27 14:52:41.299
11 -	27.070	134.2	29.968	107.7	20.674	124.0	27.837	138.6	1:45.549 91.81 7.929 14:54:26.848
12 -	24.053	150.4	27.618	116.1	19.216	127.8	26.773	138.9	1:37.660 (2) 99.23 0.040 14:56:04.508

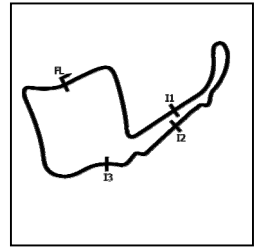
P10 5		Richard KERR				Honda - AMD Motorsport			
IDEAL LAP TIME : 1:37.417		BEST LAP TIME : 1:37.673				DIFFERENCE : 0.256			
LAP	SECTOR 1	SECTOR 2	SECTOR 3	SECTOR 4	LAP TIME	MPH	DIFF	TIME OF DAY	
1 -	OUTLAP	141.2	29.485	111.4	20.506	127.0	27.904	139.5	14:32:22.452
2 -	24.458	149.4	28.123	117.9	19.765	126.1	27.780	142.1	1:40.126 96.79 2.453 14:34:02.578
3 -	24.082	153.5	27.825	117.9	20.016	118.5	27.667	140.3	1:39.590 97.31 1.917 14:35:42.168
4 -	24.122	154.6	28.246	115.1	19.196	124.9	27.113	138.9	1:38.677 98.21 1.004 14:37:20.845
5 -	23.963	151.1	27.598	116.9	19.091	126.8	27.021	138.6	1:37.673 (1) 99.22 14:38:58.518
6 -	26.939	119.8	30.178	113.7	20.308	118.3	28.324	137.5	1:45.749 91.64 8.076 14:40:44.267
7 -	23.817	152.5	28.637	106.0	19.825	118.9	27.880	136.3	1:40.159 96.75 2.486 14:42:24.426
8 -	24.036	152.5	27.488	118.1	19.210	121.3	27.316	138.6	1:38.050 (3) 98.84 0.377 14:44:02.476
9 -	23.924	152.5	27.613	114.7	19.116	126.1	27.049	137.5	1:37.702 (2) 99.19 0.029 14:45:40.178
10 -	26.795	135.0	29.497	93.7	21.943	113.5	IN PIT		1:54.048 P 84.97 16.375 14:47:34.226
11 -	OUTLAP	133.6	29.609	114.7	21.198	102.4	28.035	138.6	4:08.215 39.04 2:30.542 14:51:42.441
12 -	24.297	153.2	27.883	115.1	19.297	127.5	IN PIT		1:44.253 P 92.95 6.580 14:53:26.694
13 -	OUTLAP	152.8	27.992	116.7	19.462	126.6	27.092	140.9	2:41.973 59.83 1:04.300 14:56:08.667

MCRCB BULLETIN TK060

2022 Bennetts British Superbike Championship - Round 9

2022 Pirelli National Superstock Championship with MotoNovo

FREE PRACTICE 2 - SECTOR ANALYSIS



SECTOR 1 = FL to I1, SECTOR 2 = I1 to I2 SECTOR 3 = I2 to I3, SECTOR 4 = I3 to FL, DIFF = Difference To Personal Best Lap, P = Crossed Finish Line in Pit Lane, D = Time Disallowed

P11		8		Lewis ROLLO				Honda - Milenco by Padgetts Motorcycles					
IDEAL LAP TIME : 1:37.617		BEST LAP TIME : 1:37.680				DIFFERENCE : 0.063							
LAP	SECTOR 1	SECTOR 2		SECTOR 3		SECTOR 4		LAP TIME	MPH	DIFF	TIME OF DAY		
1 -	OUTLAP	140.1	29.733	111.2	20.440	131.3	27.822	137.2			14:32:17.887		
2 -	24.375	149.7	27.942	113.3	19.705	129.8	27.573	138.0	1:39.595	97.30	1.915	14:33:57.482	
3 -	24.033	153.5	27.769	112.2	19.878	128.5	27.086	137.5	1:38.766	98.12	1.086	14:35:36.248	
4 -	23.993	152.5	28.274	113.3	20.137	130.0	27.330	138.9	1:39.734	97.17	2.054	14:37:15.982	
5 -	23.912	151.1	27.612	113.5	19.445	130.8	26.711	139.8	1:37.680 (1)	99.21		14:38:53.662	
6 -	24.476	148.4	29.751	112.4	20.080	125.2	IN PIT		1:50.123	P	88.00	12.443	14:40:43.785
7 -	OUTLAP	136.9	29.608	110.5	20.214	121.7	27.740	138.0	6:14.224	25.89	4:36.544	14:46:58.009	
8 -	24.062	143.7	28.907	113.3	19.567	128.0	26.926	138.6	1:39.462	97.43	1.782	14:48:37.471	
9 -	24.042	152.1	27.551	114.3	19.897	127.8	26.867	138.0	1:38.357	(3)	98.53	0.677	14:50:15.828
10 -	24.003	150.4	27.589	114.7	19.443	129.0	26.721	138.9	1:37.756	(2)	99.13	0.076	14:51:53.584
11 -	23.989	153.9	27.659	116.1	19.750	126.3	27.756	138.9	1:39.154	97.73	1.474	14:53:32.738	
12 -	26.695	132.8	29.023	111.2	20.713	118.9	28.069	129.5	1:44.500	92.73	6.820	14:55:17.238	

P12		44		Jack NIXON				BMW - FHO Racing with Kobelco					
IDEAL LAP TIME : 1:37.725		BEST LAP TIME : 1:37.725				DIFFERENCE : 0.000							
LAP	SECTOR 1	SECTOR 2		SECTOR 3		SECTOR 4		LAP TIME	MPH	DIFF	TIME OF DAY		
1 -	OUTLAP	141.2	29.760	112.2	20.281	124.7	28.095	136.9			14:32:36.515		
2 -	25.008	148.7	28.793	114.7	19.762	127.3	27.643	138.6	1:41.206	95.75	3.481	14:34:17.721	
3 -	24.446	152.5	28.554	115.1	19.680	127.3	27.216	140.3	1:39.896	97.01	2.171	14:35:57.617	
4 -	24.209	151.4	28.261	114.9	19.723	128.3	27.319	139.5	1:39.512	97.38	1.787	14:37:37.129	
5 -	26.310	130.8	29.693	111.8	30.696	116.7	28.346	139.2	1:55.045	84.23	17.320	14:39:32.174	
6 -	24.406	149.7	28.338	114.1	19.677	128.3	27.316	139.5	1:39.737	97.16	2.012	14:41:11.911	
7 -	24.327	150.1	27.978	115.5	19.480	129.8	27.186	139.5	1:38.971	(3)	97.92	1.246	14:42:50.882
8 -	26.678	125.6	30.314	107.2	21.081	117.3	IN PIT		1:54.813	P	84.40	17.088	14:44:45.695
9 -	OUTLAP	142.1	28.804	112.7	19.816	128.8	27.297	138.0	6:21.920	25.37	4:44.195	14:51:07.615	
10 -	24.183	150.4	27.860	116.5	19.503	119.4	27.297	138.6	1:38.843	(2)	98.04	1.118	14:52:46.458
11 -	24.227	151.4	28.412	108.2	20.240	124.9	27.819	139.2	1:40.698	96.24	2.973	14:54:27.156	
12 -	24.003	152.5	27.758	115.5	19.230	134.2	26.734	140.6	1:37.725 (1)	99.16		14:56:04.881	

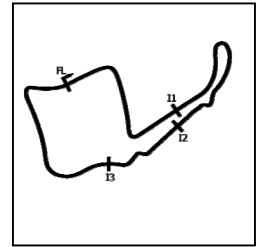
P13		3		Billy McCONNELL				Honda - C&L Fairburn Properties / Jackson Racing					
IDEAL LAP TIME : 1:37.849		BEST LAP TIME : 1:38.001				DIFFERENCE : 0.152							
LAP	SECTOR 1	SECTOR 2		SECTOR 3		SECTOR 4		LAP TIME	MPH	DIFF	TIME OF DAY		
1 -	OUTLAP	129.5	31.454	102.7	24.514	78.5	32.262	137.7			14:33:04.927		
2 -	24.713	146.5	28.379	113.1	19.452	127.3	27.178	139.8	1:39.722	97.18	1.721	14:34:44.649	
3 -	24.273	150.8	28.177	112.2	19.484	125.4	27.297	140.1	1:39.231	97.66	1.230	14:36:23.880	
4 -	24.133	151.8	27.948	112.5	19.343	128.0	26.898	141.8	1:38.322	(2)	98.56	0.321	14:38:02.202
5 -	24.685	147.8	28.760	109.2	20.042	122.0	IN PIT		1:46.399	P	91.08	8.398	14:39:48.601
6 -	OUTLAP	121.5	30.465	106.6	30.070	116.3	27.639	139.8	3:47.174	42.66	2:09.173	14:43:35.775	
7 -	24.339	145.5	29.747	102.2	20.267	123.5	IN PIT		1:47.459	P	90.18	9.458	14:45:23.234
8 -	OUTLAP	134.2	29.824	103.7	20.409	124.0	27.103	139.2	2:41.332	60.07	1:03.331	14:48:04.566	
9 -	24.145	151.8	27.714	114.7	19.283	127.3	27.800	140.9	1:38.942	(3)	97.94	0.941	14:49:43.508
10 -	24.404	151.1	27.707	114.5	19.256	124.0	27.328	141.2	4:38.695	D	98.19	0.694	14:51:22.203
11 -	24.119	151.8	27.639	112.5	19.258	125.4	26.985	142.7	1:38.001 (1)	98.88		14:53:00.204	
12 -	24.056	153.2	29.206	110.1	19.598	126.3	27.778	142.1	1:40.638	96.29	2.637	14:54:40.842	
13 -	26.755	89.0	30.855	108.2	20.109	120.6	27.991	132.8	1:45.710	91.67	7.709	14:56:26.552	

MCRCB BULLETIN TK060

2022 Bennetts British Superbike Championship - Round 9

2022 Pirelli National Superstock Championship with MotoNovo

FREE PRACTICE 2 - SECTOR ANALYSIS



SECTOR 1 = FL to I1, SECTOR 2 = I1 to I2 SECTOR 3 = I2 to I3, SECTOR 4 = I3 to FL, DIFF = Difference To Personal Best Lap, P = Crossed Finish Line in Pit Lane, D = Time Disallowed

P14 27		Bjorn ESTMENT				Suzuki - Specsavers Suzuki by Hawk Racing						
IDEAL LAP TIME : 1:38.021		BEST LAP TIME : 1:38.074				DIFFERENCE : 0.053						
LAP	SECTOR 1	SECTOR 2		SECTOR 3		SECTOR 4		LAP TIME	MPH	DIFF	TIME OF DAY	
1 -	OUTLAP	146.5	29.707	113.9	21.244	115.9	28.267	137.2			14:32:22.350	
2 -	24.797	152.1	28.351	116.1	19.778	132.6	27.642	140.9	1:40.568	96.36	2.494	14:34:02.918
3 -	24.720	151.1	28.397	113.5	19.629	126.8	27.497	140.1	1:40.243	96.67	2.169	14:35:43.161
4 -	24.561	152.8	28.481	114.1	19.856	128.8	27.656	139.8	1:40.554	96.37	2.480	14:37:23.715
5 -	24.411	151.1	28.173	113.3	19.454	127.3	26.992	140.9	1:39.030 (3)	97.86	0.956	14:39:02.745
6 -	26.633	125.6	29.518	112.5	20.132	123.8	IN PIT		1:49.886 P	88.19	11.812	14:40:52.631
7 -	OUTLAP	146.8	31.730	70.3	22.136	121.7	31.985	139.5	5:26.760	29.65	3:48.686	14:46:19.391
8 -	24.339	152.8	27.706	114.5	19.249	130.3	26.780	141.2	1:38.074 (1)	98.81		14:47:57.465
9 -	26.335	115.9	29.905	112.4	19.780	128.5	30.490	139.2	1:46.510	90.98	8.436	14:49:43.975
10 -	24.286	153.2	27.804	115.3	22.995	120.0	29.009	136.6	1:44.094	93.10	6.020	14:51:28.069
11 -	24.906	151.8	34.036	94.3	22.148	109.6	30.686	118.9	1:51.776	86.70	13.702	14:53:19.845
12 -	24.513	152.1	27.736	113.9	19.347	129.8	26.984	140.1	1:38.580 (2)	98.30	0.506	14:54:58.425
13 -	27.151	117.3	33.485	91.0	22.851	92.8	IN PIT		2:05.312 P	77.33	27.238	14:57:03.737

P15 40		Joe FRANCIS				Kawasaki - Stauff Fluid Power Kawasaki						
IDEAL LAP TIME : 1:37.539		BEST LAP TIME : 1:38.091				DIFFERENCE : 0.552						
LAP	SECTOR 1	SECTOR 2		SECTOR 3		SECTOR 4		LAP TIME	MPH	DIFF	TIME OF DAY	
1 -	OUTLAP	145.5	29.786	110.7	20.183	125.4	27.535	138.3			14:32:41.277	
2 -	24.301	149.1	27.780	115.9	19.177	128.5	26.833	139.2	1:38.091 (1)	98.79		14:34:19.368
3 -	23.899	151.1	27.673	114.7	19.134	129.0	IN PIT		2:22.484 P	68.01	44.393	14:36:41.852

P16 24		Conor CUMMINS				Honda - Milenco by Padgetts Motorcycles						
IDEAL LAP TIME : 1:38.275		BEST LAP TIME : 1:38.306				DIFFERENCE : 0.031						
LAP	SECTOR 1	SECTOR 2		SECTOR 3		SECTOR 4		LAP TIME	MPH	DIFF	TIME OF DAY	
1 -	OUTLAP	131.3	32.497	107.2	21.384	125.2	28.272	138.0			14:32:02.160	
2 -	24.995	148.1	29.268	112.2	21.370	117.7	28.100	139.2	1:43.733	93.42	5.427	14:33:45.893
3 -	24.494	149.4	28.619	116.7	20.508	129.3	27.066	140.9	1:40.687	96.25	2.381	14:35:26.580
4 -	24.588	148.4	29.558	112.4	50.225	122.2	27.703	138.6	2:12.074	73.37	33.768	14:37:38.654
5 -	25.550	147.1	29.678	113.9	20.063	128.3	27.252	140.1	1:42.543	94.50	4.237	14:39:21.197
6 -	24.269	151.4	29.033	111.8	20.166	128.8	27.219	139.5	1:40.687	96.25	2.381	14:41:01.884
7 -	24.397	148.7	28.361	114.3	19.638	129.5	27.028	138.3	1:39.424 (3)	97.47	1.118	14:42:41.308
8 -	25.527	140.1	30.227	111.8	20.155	124.7	IN PIT		1:50.682 P	87.55	12.376	14:44:31.990
9 -	OUTLAP	134.4	29.864	114.3	19.907	124.7	27.810	139.2	2:26.276	66.25	47.970	14:46:58.266
10 -	24.186	148.4	28.962	114.1	19.556	130.5	26.953	138.3	1:39.657	97.24	1.351	14:48:37.923
11 -	24.068	150.8	28.262	114.5	19.574	132.3	26.898	139.5	1:38.802 (2)	98.08	0.496	14:50:16.725
12 -	24.099	149.4	28.068	113.9	19.346	131.0	26.793	139.2	1:38.306 (1)	98.58		14:51:55.031
13 -	26.823	108.7	32.453	111.6	20.452	118.7	40.185	136.6	1:59.913	80.81	21.607	14:53:54.944
14 -	24.721	147.4	30.033	82.9	31.815	120.4	28.042	133.6	1:54.611	84.55	16.305	14:55:49.555

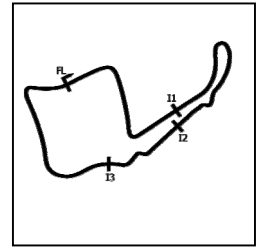
P17 57		Levi DAY				Suzuki - Powerslide Motorcycles Racing						
IDEAL LAP TIME : 1:38.271		BEST LAP TIME : 1:38.464				DIFFERENCE : 0.193						
LAP	SECTOR 1	SECTOR 2		SECTOR 3		SECTOR 4		LAP TIME	MPH	DIFF	TIME OF DAY	
1 -	OUTLAP	140.3	30.796	111.1	20.485	128.5	28.147	138.9			14:31:54.004	
2 -	24.794	142.1	29.435	116.7	20.025	129.3	28.257	137.7	1:42.511	94.53	4.047	14:33:36.515
3 -	24.462	150.8	28.002	118.7	19.402	129.5	27.935	137.7	1:39.801	97.10	1.337	14:35:16.316
4 -	24.350	151.4	27.911	115.3	19.406	129.5	27.148	139.5	1:38.815 (3)	98.07	0.351	14:36:55.131
5 -	26.221	87.6	29.233	116.9	19.588	129.5	27.455	138.6	1:42.497	94.55	4.033	14:38:37.628
6 -	24.328	150.1	28.003	117.3	19.398	130.8	IN PIT		1:44.965 P	92.32	6.501	14:40:22.593
7 -	OUTLAP	142.4	29.278	114.1	19.698	129.5	27.634	137.7	5:28.454	29.50	3:49.990	14:45:51.047
8 -	24.486	150.8	28.048	114.1	19.431	130.5	27.198	137.2	1:39.163	97.73	0.699	14:47:30.210
9 -	24.071	151.1	27.808	117.1	19.244	131.3	27.341	137.2	1:38.464 (1)	98.42		14:49:08.674
10 -	25.794	149.4	28.585	114.9	21.569	86.1	34.503	137.5	1:50.451	87.74	11.987	14:50:59.125
11 -	24.434	151.1	27.952	118.7	19.645	127.5	27.892	133.6	1:39.923	96.98	1.459	14:52:39.048
12 -	24.259	150.8	27.860	116.1	19.254	130.3	27.307	138.9	1:38.680 (2)	98.20	0.216	14:54:17.728
13 -	24.293	149.1	27.981	116.1	19.311	130.8	27.597	132.6	1:39.182	97.71	0.718	14:55:56.910

MCRCB BULLETIN TK060

2022 Bennetts British Superbike Championship - Round 9

2022 Pirelli National Superstock Championship with MotoNovo

FREE PRACTICE 2 - SECTOR ANALYSIS



SECTOR 1 = FL to I1, SECTOR 2 = I1 to I2 SECTOR 3 = I2 to I3, SECTOR 4 = I3 to FL, DIFF = Difference To Personal Best Lap, P = Crossed Finish Line in Pit Lane, D = Time Disallowed

P18 18		Shaun WINFIELD				Honda - TAG Racing Honda							
IDEAL LAP TIME : 1:38.423		BEST LAP TIME : 1:38.841				DIFFERENCE : 0.418							
LAP	SECTOR 1	SECTOR 2		SECTOR 3		SECTOR 4		LAP TIME	MPH	DIFF	TIME OF DAY		
1 -	OUTLAP	129.5	30.388	113.3	20.302	126.6	27.803	139.5			14:32:34.742		
2 -	24.754	150.1	28.638	117.9	19.778	130.5	27.532	140.3	1:40.702	96.23	1.861	14:34:15.444	
3 -	24.129	149.4	28.288	117.1	19.633	124.7	27.484	138.9	1:39.534	97.36	0.693	14:35:54.978	
4 -	24.380	151.1	27.930	116.9	19.387	133.1	27.144	139.8	1:38.841 (1)	98.04		14:37:33.819	
5 -	26.730	127.5	30.081	112.5	21.214	111.4	IN PIT		1:56.313	P	83.32	17.472	14:39:30.132
6 -	OUTLAP	147.4	28.945	113.9	20.291	122.6	27.480	138.3	9:47.075	16.50	8:08.234	14:49:17.207	
7 -	24.278	151.4	28.082	114.5	19.581	129.5	27.276	138.9	1:39.217	(3)	97.67	0.376	14:50:56.424
8 -	24.406	149.4	28.164	116.3	19.571	132.1	27.396	138.3	3:02.826	53.00	1:23.985	14:53:59.250	
9 -	24.233	151.1	28.155	115.3	19.663	132.6	26.977	140.9	1:39.028	(2)	97.86	0.187	14:55:38.278

P19 20		Tom OLIVER				Aprilia - IN Competition / Aprilia							
IDEAL LAP TIME : 1:38.811		BEST LAP TIME : 1:38.993				DIFFERENCE : 0.182							
LAP	SECTOR 1	SECTOR 2		SECTOR 3		SECTOR 4		LAP TIME	MPH	DIFF	TIME OF DAY		
1 -	OUTLAP	140.3	30.691	114.9	21.029	118.1	28.498	140.1			14:31:53.606		
2 -	25.126	149.7	28.871	114.7	20.180	118.3	28.166	138.9	1:42.343	94.69	3.350	14:33:35.949	
3 -	24.617	151.1	28.342	116.5	20.044	128.8	27.923	142.1	1:40.926	96.02	1.933	14:35:16.875	
4 -	24.599	150.8	28.264	113.9	29.005	118.9	28.135	139.5	1:50.003	88.10	11.010	14:37:06.878	
5 -	24.733	149.4	29.005	116.1	20.107	126.8	27.651	142.1	1:41.496	95.48	2.503	14:38:48.374	
6 -	24.298	147.4	28.412	115.7	19.762	129.8	27.088	142.1	1:39.560	(3)	97.34	0.567	14:40:27.934
7 -	24.518	147.8	28.269	114.7	19.868	125.4	IN PIT		1:47.647	P	90.02	8.654	14:42:15.581
8 -	OUTLAP	144.6	28.741	113.7	19.916	127.3	27.445	141.5	6:52.912	23.47	5:13.919	14:49:08.493	
9 -	24.629	149.1	28.402	113.9	19.802	128.8	27.477	140.1	1:40.310	96.61	1.317	14:50:48.803	
10 -	25.228	139.8	29.442	110.9	28.279	126.1	27.641	138.6	1:50.590	87.63	11.597	14:52:39.393	
11 -	24.254	149.1	28.149	115.1	19.523	131.3	27.067	141.2	1:38.993 (1)	97.89		14:54:18.386	
12 -	24.450	145.5	27.984	114.1	19.528	129.8	27.050	140.9	1:39.012	(2)	97.88	0.019	14:55:57.398

P20 77		Brent HARRAN				Honda - Optimum Bikes Racing							
IDEAL LAP TIME : 1:38.818		BEST LAP TIME : 1:39.069				DIFFERENCE : 0.251							
LAP	SECTOR 1	SECTOR 2		SECTOR 3		SECTOR 4		LAP TIME	MPH	DIFF	TIME OF DAY		
1 -	OUTLAP	138.3	31.009	113.3	20.538	126.8	28.187	139.8			14:31:54.709		
2 -	24.778	150.1	29.132	114.7	20.245	123.3	28.055	139.8	1:42.210	94.81	3.141	14:33:36.919	
3 -	24.992	150.4	28.238	111.8	19.767	127.8	27.468	140.3	1:40.465	96.46	1.396	14:35:17.384	
4 -	24.542	152.8	28.349	114.5	19.515	126.8	27.231	138.9	1:39.637	97.26	0.568	14:36:57.021	
5 -	24.374	149.4	28.337	113.3	19.630	124.7	27.521	138.0	1:39.862	97.04	0.793	14:38:36.883	
6 -	24.338	149.4	28.355	113.1	19.507	126.3	27.490	138.0	1:39.690	97.21	0.621	14:40:16.573	
7 -	24.388	148.4	28.318	113.1	19.508	125.9	27.209	139.8	1:39.423	97.47	0.354	14:41:55.996	
8 -	24.392	146.8	30.472	81.3	23.711	100.0	35.481	137.2	1:54.056	84.96	14.987	14:43:50.052	
9 -	24.352	150.4	28.087	113.7	19.537	128.8	27.250	139.2	1:39.226	(3)	97.66	0.157	14:45:29.278
10 -	24.105	151.8	28.650	113.9	19.795	128.8	27.484	138.9	1:40.034	96.88	0.965	14:47:09.312	
11 -	24.519	151.1	28.549	112.9	20.037	122.2	IN PIT		1:51.848	P	86.64	12.779	14:49:01.160
12 -	OUTLAP	117.7	30.090	101.9	20.012	127.3	27.360	138.9	4:03.498	39.80	2:24.429	14:53:04.658	
13 -	24.207	151.1	28.176	113.9	19.620	130.3	27.221	139.8	1:39.224	(2)	97.67	0.155	14:54:43.882
14 -	24.180	148.4	28.263	113.5	19.445	127.8	27.181	139.5	1:39.069 (1)	97.82		14:56:22.951	

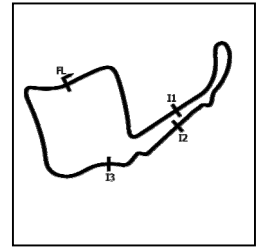
P21 30		Rob McNEALY				BMW - McNealy Brown							
IDEAL LAP TIME : 1:39.117		BEST LAP TIME : 1:39.117				DIFFERENCE : 0.000							
LAP	SECTOR 1	SECTOR 2		SECTOR 3		SECTOR 4		LAP TIME	MPH	DIFF	TIME OF DAY		
1 -	OUTLAP	131.0	30.885	111.2	21.412	111.2	29.080	137.5			14:31:57.513		
2 -	24.930	142.7	28.704	112.4	20.009	128.3	27.832	138.9	1:41.475	95.50	2.358	14:33:38.988	
3 -	24.760	148.4	28.348	111.8	19.691	127.3	27.481	137.7	1:40.280	(3)	96.64	1.163	14:35:19.268
4 -	24.359	150.1	28.114	114.9	19.515	128.0	27.700	137.5	1:39.688	(2)	97.21	0.571	14:36:58.956
5 -	24.475	147.8	28.696	111.1	19.961	121.5	IN PIT		1:51.296	P	87.07	12.179	14:38:50.252
6 -	OUTLAP	145.2	28.920	112.0	19.660	126.3	27.579	135.5	7:18.551	22.09	5:39.434	14:46:08.803	
7 -	24.283	147.4	27.939	111.2	19.502	124.2	27.393	138.9	1:39.117 (1)	97.77		14:47:47.920	
8 -	25.136	146.8	29.123	106.8	20.001	125.6	28.060	138.6	1:42.320	94.71	3.203	14:49:30.240	
9 -	24.680	148.7	28.950	113.3	19.735	124.9	IN PIT		1:49.711	P	88.33	10.594	14:51:19.951
10 -	OUTLAP	142.7	30.108	105.8	20.483	124.2	28.762	132.8	3:08.349	51.45	1:29.232	14:54:28.300	
11 -	24.788	148.7	28.732	111.8	20.474	123.5	28.500	132.3	1:42.494	94.55	3.377	14:56:10.794	

MCRCB BULLETIN TK060

2022 Bennetts British Superbike Championship - Round 9

2022 Pirelli National Superstock Championship with MotoNovo

FREE PRACTICE 2 - SECTOR ANALYSIS



SECTOR 1 = FL to I1, SECTOR 2 = I1 to I2 SECTOR 3 = I2 to I3, SECTOR 4 = I3 to FL, DIFF = Difference To Personal Best Lap, P = Crossed Finish Line in Pit Lane, D = Time Disallowed

P22		2		TJ TOMS				Kawasaki - Platform Hire Racing					
IDEAL LAP TIME : 1:39.131		BEST LAP TIME : 1:39.174				DIFFERENCE : 0.043							
LAP	SECTOR 1	SECTOR 2		SECTOR 3		SECTOR 4		LAP TIME	MPH	DIFF	TIME OF DAY		
1 -	OUTLAP	130.0	31.128	113.1	21.189	117.5	29.592	135.2			14:31:58.207		
2 -	24.950	151.1	29.027	112.9	20.013	130.0	28.240	140.6	1:42.230	94.79	3.056	14:33:40.437	
3 -	24.866	146.5	28.795	113.5	20.197	124.5	28.021	140.6	1:41.879	95.12	2.705	14:35:22.316	
4 -	24.992	151.8	28.948	112.0	20.537	120.0	28.073	141.2	1:42.550	94.50	3.376	14:37:04.866	
5 -	24.683	148.4	28.988	112.9	20.306	130.3	28.053	137.7	1:42.030	94.98	2.856	14:38:46.896	
6 -	24.979	146.2	28.450	113.9	19.696	129.5	27.593	137.5	1:40.718	96.22	1.544	14:40:27.614	
7 -	24.600	150.1	28.390	112.4	19.547	128.5	27.703	138.0	1:40.240	96.68	1.066	14:42:07.854	
8 -	24.440	150.4	28.931	114.1	19.961	129.8	27.765	140.6	1:41.097	95.86	1.923	14:43:48.951	
9 -	24.422	149.4	28.235	112.2	19.440	131.0	27.077	140.9	1:39.174 (1)	97.72		14:45:28.125	
10 -	24.451	146.2	29.172	114.1	19.590	132.6	IN PIT		1:48.279	P	89.50	9.105	14:47:16.404
11 -	OUTLAP	147.8	28.544	115.3	19.613	129.8	27.552	140.1	4:43.116		34.23	3:03.942	14:51:59.520
12 -	24.639	150.8	28.385	113.7	19.603	129.5	27.414	137.2	1:40.041	(3)	96.87	0.867	14:53:39.561
13 -	24.476	150.4	28.192	112.0	19.443	128.3	27.452	137.2	1:39.563	(2)	97.33	0.389	14:55:19.124

P23		19		Joe TALBOT				Kawasaki - Cheshire Mouldings Kawasaki by JR Performance					
IDEAL LAP TIME : 1:39.066		BEST LAP TIME : 1:39.240				DIFFERENCE : 0.174							
LAP	SECTOR 1	SECTOR 2		SECTOR 3		SECTOR 4		LAP TIME	MPH	DIFF	TIME OF DAY		
1 -	OUTLAP	138.6	31.055	112.9	20.728	127.3	28.004	139.5				14:31:55.099	
2 -	25.045	145.8	29.414	115.9	20.475	130.3	27.320	140.1	1:42.254	94.77	3.014	14:33:37.353	
3 -	28.571	81.2	30.757	87.9	34.071	120.6	27.552	141.2	2:00.951	80.12	21.711	14:35:38.304	
4 -	24.520	150.8	28.222	112.9	19.437	132.1	27.061	140.6	1:39.240 (1)	97.65		14:37:17.544	
5 -	24.407	149.7	28.231	114.5	19.628	130.3	27.242	138.3	1:39.508	(2)	97.39	0.268	14:38:57.052
6 -	24.525	149.7	28.417	114.1	22.131	102.2	IN PIT		1:52.079	P	86.46	12.839	14:40:49.131
7 -	OUTLAP	81.1	29.922	111.1	19.898	128.5	29.492	137.2	8:04.472		20.00	6:25.232	14:48:53.603
8 -	24.983	146.8	28.615	110.7	19.541	129.0	27.241	138.6	1:40.380	96.54	1.140	14:50:33.983	
9 -	24.690	148.1	28.640	112.4	19.601	130.3	27.353	138.3	1:40.284	96.63	1.044	14:52:14.267	
10 -	24.636	148.4	28.250	113.1	19.423	128.8	27.217	139.5	1:39.526	(3)	97.37	0.286	14:53:53.793
11 -	24.623	149.7	28.175	114.7	19.481	131.5	27.568	137.5	1:39.847	97.06	0.607	14:55:33.640	

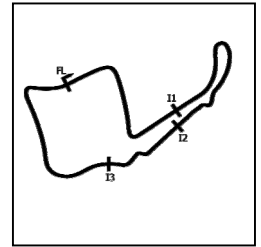
P24		6		Craig NEVE				BMW - CN Racing					
IDEAL LAP TIME : 1:39.262		BEST LAP TIME : 1:39.421				DIFFERENCE : 0.159							
LAP	SECTOR 1	SECTOR 2		SECTOR 3		SECTOR 4		LAP TIME	MPH	DIFF	TIME OF DAY		
1 -	OUTLAP	144.3	30.336	113.7	20.856	120.0	28.788	139.8				14:31:49.758	
2 -	25.040	147.4	28.496	112.0	19.892	125.2	27.204	139.5	1:40.632	96.30	1.211	14:33:30.390	
3 -	24.662	145.2	28.411	113.1	19.855	127.8	27.273	139.2	1:40.201	(3)	96.71	0.780	14:35:10.591
4 -	24.510	149.4	28.465	112.4	20.068	126.1	IN PIT		1:47.280	P	90.33	7.859	14:36:57.871
5 -	OUTLAP	144.6	29.171	113.5	19.704	127.5	27.212	139.2	3:03.319		52.86	1:23.898	14:40:01.190
6 -	24.356	146.8	28.254	112.2	19.610	129.0	27.201	138.9	1:39.421 (1)	97.47			14:41:40.611
7 -	24.584	147.4	29.091	111.8	20.188	122.4	IN PIT		1:48.260	P	89.51	8.839	14:43:28.871
8 -	OUTLAP	146.2	28.618	117.9	19.638	128.3	27.342	137.7	1:52.863	85.86	13.442	14:45:21.734	
9 -	24.540	147.1	28.303	113.5	19.746	125.9	27.042	138.3	1:39.631	(2)	97.27	0.210	14:47:01.365
10 -	24.631	147.8	28.940	115.5	20.467	127.8	28.054	136.9	1:42.092	94.92	2.671	14:48:43.457	
11 -	31.442	71.9	33.737	112.2	19.721	127.0	27.138	139.5	1:52.038	86.50	12.617	14:50:35.495	
12 -	24.939	147.8	28.455	111.4	19.761	126.8	27.174	136.1	1:40.329	96.59	0.908	14:52:15.824	
13 -	24.789	146.5	29.420	112.5	19.697	127.3	27.400	138.6	1:41.306	95.66	1.885	14:53:57.130	
14 -	24.718	145.5	28.745	113.7	19.797	124.7	27.455	135.5	1:40.715	96.22	1.294	14:55:37.845	

MCRCB BULLETIN TK060

2022 Bennetts British Superbike Championship - Round 9

2022 Pirelli National Superstock Championship with MotoNovo

FREE PRACTICE 2 - SECTOR ANALYSIS



SECTOR 1 = FL to I1, SECTOR 2 = I1 to I2 SECTOR 3 = I2 to I3, SECTOR 4 = I3 to FL, DIFF = Difference To Personal Best Lap, P = Crossed Finish Line in Pit Lane, D = Time Disallowed

P25 59		Matt TRUELOVE				Aprilia - IN Competition / Aprilia							
IDEAL LAP TIME : 1:39.571		BEST LAP TIME : 1:39.590				DIFFERENCE : 0.019							
LAP	SECTOR 1	SECTOR 2		SECTOR 3		SECTOR 4		LAP TIME	MPH	DIFF	TIME OF DAY		
1 -	OUTLAP	144.6	30.646	109.2	20.901	119.1	28.499	136.3			14:31:53.308		
2 -	25.366	145.2	29.498	112.0	20.561	125.9	28.433	138.9	1:43.858	93.31	4.268	14:33:37.166	
3 -	25.420	150.8	28.934	112.5	19.709	127.8	27.968	137.2	1:42.031	94.98	2.441	14:35:19.197	
4 -	25.034	149.7	28.801	112.7	19.952	126.1	27.515	139.5	1:41.302	95.66	1.712	14:37:00.499	
5 -	24.581	149.7	28.809	113.9	19.801	128.5	27.610	140.9	1:40.801	(3)	96.14	1.211	14:38:41.300
6 -	24.356	150.8	28.550	112.5	19.833	125.4	27.400	138.9	1:40.139	(2)	96.77	0.549	14:40:21.439
7 -	OUTLAP	147.8	29.338	112.0	20.070	125.4	28.040	133.6	6:56.688	23.25	5:17.098	14:47:18.127	
8 -	24.663	151.1	28.810	111.4	19.831	122.6	27.670	136.1	1:40.974	95.97	1.384	14:48:59.101	
9 -	24.375	153.5	28.353	110.5	19.589	127.5	27.273	139.2	1:39.590	(1)	97.31		14:50:38.691
10 -	24.386	152.5	28.453	112.0	19.860	128.3	IN PIT		1:48.424	P	89.38	8.834	14:52:27.115
11 -	OUTLAP	124.7	32.492	107.0	28.758	107.2	34.360	116.7	3:40.873	43.87	2:01.283	14:56:07.988	

P26 99		Ben LUXTON				BMW - Team XG Racing							
IDEAL LAP TIME : 1:39.609		BEST LAP TIME : 1:39.727				DIFFERENCE : 0.118							
LAP	SECTOR 1	SECTOR 2		SECTOR 3		SECTOR 4		LAP TIME	MPH	DIFF	TIME OF DAY		
1 -	OUTLAP	135.2	30.545	112.5	20.500	126.1	28.089	140.3			14:32:03.801		
2 -	25.015	143.0	28.850	115.1	20.816	125.4	28.513	140.9	1:43.194	93.91	3.467	14:33:46.995	
3 -	25.062	142.7	28.582	116.1	19.751	129.3	27.263	140.9	1:40.658	96.27	0.931	14:35:27.653	
4 -	24.685	147.1	28.460	113.9	19.850	123.5	28.173	140.6	1:41.168	95.79	1.441	14:37:08.821	
5 -	24.776	145.8	28.433	115.5	19.764	129.3	27.891	137.2	1:40.864	96.08	1.137	14:38:49.685	
6 -	29.555	122.2	30.776	99.7	21.600	109.6	28.962	139.5	1:50.893	87.39	11.166	14:40:40.578	
7 -	24.816	148.4	28.586	115.1	19.715	127.8	27.464	140.3	1:40.581	96.35	0.854	14:42:21.159	
8 -	25.684	144.6	28.369	116.1	19.802	127.5	28.150	140.1	1:42.005	95.00	2.278	14:44:03.164	
9 -	24.774	147.1	28.348	115.1	19.720	128.8	27.329	139.8	1:40.171	(3)	96.74	0.444	14:45:43.335
10 -	24.758	148.4	28.256	117.1	19.551	128.8	27.162	140.6	1:39.727	(1)	97.17		14:47:23.062
11 -	29.497	102.7	31.264	114.5	21.203	112.9	32.768	140.9	1:54.732	84.46	15.005	14:49:17.794	
12 -	24.683	145.8	28.282	115.7	19.627	128.8	27.344	140.6	1:39.936	(2)	96.97	0.209	14:50:57.730
13 -	24.682	148.7	28.233	117.1	19.532	129.5	29.633	139.5	1:42.080	94.93	2.353	14:52:39.810	
14 -	25.115	144.9	28.639	114.5	19.766	129.3	27.463	140.9	1:40.983	95.96	1.256	14:54:20.793	
15 -	24.756	146.8	29.039	99.2	21.027	120.9	31.424	127.5	1:46.246	91.21	6.519	14:56:07.039	

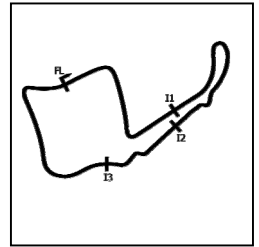
P27 94		Max STANTON				BMW - PHR Performance							
IDEAL LAP TIME : 1:39.744		BEST LAP TIME : 1:39.911				DIFFERENCE : 0.167							
LAP	SECTOR 1	SECTOR 2		SECTOR 3		SECTOR 4		LAP TIME	MPH	DIFF	TIME OF DAY		
1 -	OUTLAP	124.0	32.036	110.7	21.022	122.9	29.052	138.0			14:31:59.405		
2 -	25.443	148.1	29.691	112.4	20.288	124.7	28.461	136.1	1:43.883	93.29	3.972	14:33:43.288	
3 -	25.126	139.8	29.395	113.1	19.819	125.9	27.912	140.1	1:42.252	94.77	2.341	14:35:25.540	
4 -	24.879	141.8	29.445	115.7	19.536	129.3	27.918	137.7	1:41.778	95.22	1.867	14:37:07.318	
5 -	24.864	150.1	28.844	117.3	20.324	124.0	28.013	134.2	1:42.045	94.97	2.134	14:38:49.363	
6 -	25.260	137.2	28.968	116.9	19.965	124.9	28.247	137.2	1:42.440	94.60	2.529	14:40:31.803	
7 -	25.378	135.2	30.371	114.1	20.587	126.8	IN PIT		1:52.861	P	85.86	12.950	14:42:24.664
8 -	OUTLAP	135.5	30.465	111.2	20.504	116.5	28.617	132.1	6:03.661	26.64	4:23.750	14:48:28.325	
9 -	25.037	150.4	28.841	110.0	19.605	127.5	27.564	137.2	1:41.047	95.90	1.136	14:50:09.372	
10 -	24.825	148.4	28.604	112.5	19.487	131.5	27.320	139.2	1:40.236	(3)	96.68	0.325	14:51:49.608
11 -	24.609	149.7	28.497	115.3	19.458	131.0	27.347	138.3	1:39.911	(1)	96.99		14:53:29.519
12 -	24.557	149.4	28.409	115.1	19.534	129.5	27.420	136.6	1:39.920	(2)	96.99	0.009	14:55:09.439

MCRCB BULLETIN TK060

2022 Bennetts British Superbike Championship - Round 9

2022 Pirelli National Superstock Championship with MotoNovo

FREE PRACTICE 2 - SECTOR ANALYSIS



SECTOR 1 = FL to I1, SECTOR 2 = I1 to I2 SECTOR 3 = I2 to I3, SECTOR 4 = I3 to FL, DIFF = Difference To Personal Best Lap, P = Crossed Finish Line in Pit Lane, D = Time Disallowed

P28 15		Nathan HARRISON				Honda - Quayside Racing							
IDEAL LAP TIME : 1:40.196		BEST LAP TIME : 1:40.482				DIFFERENCE : 0.286							
LAP	SECTOR 1	SECTOR 2		SECTOR 3		SECTOR 4		LAP TIME	MPH	DIFF	TIME OF DAY		
1 -	OUTLAP	133.6	32.019	108.5	21.684	125.4	28.069	139.8			14:32:02.674		
2 -	25.055	149.4	29.310	114.1	21.018	127.5	28.727	140.1	1:44.110	93.08	3.628	14:33:46.784	
3 -	24.802	147.8	28.926	115.3	20.569	131.0	27.484	140.6	1:41.781	95.21	1.299	14:35:28.565	
4 -	24.848	151.8	28.657	115.9	20.141	126.8	27.859	138.6	1:41.505	95.47	1.023	14:37:10.070	
5 -	24.736	152.1	28.668	113.1	20.243	130.3	27.633	140.6	1:41.280	95.68	0.798	14:38:51.350	
6 -	24.775	150.1	28.599	115.3	20.220	129.3	27.578	142.1	1:41.172	95.79	0.690	14:40:32.522	
7 -	24.895	144.6	29.684	115.3	20.053	130.0	IN PIT		1:49.961	P	88.13	9.479	14:42:22.483
8 -	OUTLAP	141.5	29.981	114.5	20.176	128.3	27.865	138.3	5:48.981	27.77	4:08.499	14:48:11.464	
9 -	24.686	149.1	28.847	113.5	19.983	128.3	27.468	139.8	1:40.984	95.96	0.502	14:49:52.448	
10 -	24.718	148.7	28.401	115.1	19.784	126.6	27.708	138.6	1:40.611	(2)	96.32	0.129	14:51:33.059
11 -	24.743	150.1	28.896	111.4	20.038	129.3	27.713	139.5	1:41.390	95.58	0.908	14:53:14.449	
12 -	24.700	149.7	28.775	110.7	19.898	127.8	27.467	138.9	1:40.840	(3)	96.10	0.358	14:54:55.289
13 -	24.544	148.4	28.566	112.7	19.901	128.0	27.471	139.2	1:40.482	(1)	96.44		14:56:35.771

P29 7		Kade VERWEY				BMW - Team XG Racing							
IDEAL LAP TIME : 1:40.822		BEST LAP TIME : 1:40.964				DIFFERENCE : 0.142							
LAP	SECTOR 1	SECTOR 2		SECTOR 3		SECTOR 4		LAP TIME	MPH	DIFF	TIME OF DAY		
1 -	OUTLAP	133.1	32.092	113.7	21.223	124.0	28.955	135.5				14:32:07.167	
2 -	25.865	137.2	29.840	111.8	20.670	127.8	28.117	138.9	1:44.492	92.74	3.528	14:33:51.659	
3 -	24.824	152.1	29.358	113.7	20.709	120.2	27.971	140.9	1:42.862	94.21	1.898	14:35:34.521	
4 -	24.813	150.8	29.064	112.7	20.065	130.5	27.998	138.9	1:41.940	95.06	0.976	14:37:16.461	
5 -	24.804	151.1	28.860	110.7	20.098	129.5	27.554	138.9	1:41.316	(2)	95.65	0.352	14:38:57.777
6 -	24.665	152.1	28.638	113.1	20.004	127.5	27.657	138.9	1:40.964	(1)	95.98		14:40:38.741
7 -	24.873	148.7	33.281	102.6	35.660	109.6	IN PIT		2:10.347	P	74.35	29.383	14:42:49.088
8 -	OUTLAP	149.4	29.760	112.4	20.440	126.6	28.107	130.5	5:54.240	27.35	4:13.276	14:48:43.328	
9 -	25.278	149.7	29.122	111.2	20.029	127.3	IN PIT		1:48.738	P	89.12	7.774	14:50:32.066
10 -	OUTLAP	151.4	29.054	110.0	20.069	126.3	27.629	138.6	3:00.425	53.71	1:19.461	14:53:32.491	
11 -	24.837	151.8	28.731	109.8	19.965	127.0	28.080	138.6	1:41.613	(3)	95.37	0.649	14:55:14.104

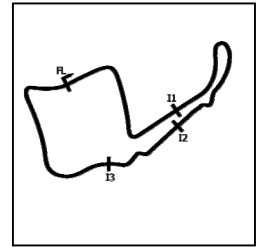
P30 73		David BROOK				Honda - Guildford Audio by Brook Motorsport							
IDEAL LAP TIME : 1:40.809		BEST LAP TIME : 1:41.380				DIFFERENCE : 0.571							
LAP	SECTOR 1	SECTOR 2		SECTOR 3		SECTOR 4		LAP TIME	MPH	DIFF	TIME OF DAY		
1 -	OUTLAP	143.3	29.856	113.3	30.453	118.3	28.637	138.9				14:32:23.886	
2 -	25.314	148.1	29.473	112.5	20.688	122.2	28.104	138.6	1:43.579	93.56	2.199	14:34:07.465	
3 -	25.205	150.4	28.901	112.2	20.408	122.9	27.740	138.3	1:42.254	94.77	0.874	14:35:49.719	
4 -	25.290	147.1	29.008	112.0	20.350	120.4	28.060	138.0	1:42.708	94.35	1.328	14:37:32.427	
5 -	25.245	145.2	29.093	111.8	20.394	120.9	27.801	138.3	1:42.533	94.51	1.153	14:39:14.960	
6 -	26.335	145.2	31.113	106.5	21.129	114.7	IN PIT		1:54.416	P	84.70	13.036	14:41:09.376
7 -	OUTLAP	146.8	29.197	110.7	20.235	119.6	27.912	135.5	5:28.489	29.50	3:47.109	14:46:37.865	
8 -	25.385	147.8	28.928	110.3	19.967	122.6	27.744	137.7	1:42.024	(3)	94.99	0.644	14:48:19.889
9 -	25.076	150.1	28.943	109.1	20.047	125.2	27.584	138.3	1:41.650	(2)	95.33	0.270	14:50:01.539
10 -	24.887	147.1	29.075	114.5	19.876	126.1	27.542	138.0	1:41.380	(1)	95.59		14:51:42.919
11 -	24.755	151.1	28.636	113.1	19.919	123.3	29.619	135.0	1:42.929	94.15	1.549	14:53:25.848	
12 -	25.518	148.1	28.857	112.2	19.909	120.4	27.748	136.9	1:42.032	94.98	0.652	14:55:07.880	

MCRCB BULLETIN TK060

2022 Bennetts British Superbike Championship - Round 9

2022 Pirelli National Superstock Championship with MotoNovo

FREE PRACTICE 2 - SECTOR ANALYSIS



SECTOR 1 = FL to I1, SECTOR 2 = I1 to I2 SECTOR 3 = I2 to I3, SECTOR 4 = I3 to FL, DIFF = Difference To Personal Best Lap, P = Crossed Finish Line in Pit Lane, D = Time Disallowed

P31 39		Max MORGAN				Kawasaki - MSS Performance							
IDEAL LAP TIME : 1:41.590		BEST LAP TIME : 1:41.703				DIFFERENCE : 0.113							
LAP	SECTOR 1	SECTOR 2		SECTOR 3		SECTOR 4		LAP TIME	MPH	DIFF	TIME OF DAY		
1 -	OUTLAP	141.2	31.164	108.5	21.391	122.4	28.785	133.1			14:33:58.000		
2 -	25.792	145.2	29.794	110.3	20.803	120.2	28.698	134.2	1:45.087	92.22	3.384	14:35:43.087	
3 -	25.438	147.8	29.341	110.0	20.397	122.2	28.113	133.9	1:43.289	93.82	1.586	14:37:26.376	
4 -	25.875	140.3	29.729	108.9	20.484	123.3	28.202	133.1	1:44.290	92.92	2.587	14:39:10.666	
5 -	25.692	144.6	29.225	112.2	20.206	123.8	27.847	135.0	1:42.970	94.11	1.267	14:40:53.636	
6 -	24.967	146.2	29.661	109.6	20.244	124.9	28.276	134.2	1:43.148	93.95	1.445	14:42:36.784	
7 -	25.141	145.5	29.260	111.4	20.170	123.8	28.032	135.2	1:42.603	94.45	0.900	14:44:19.387	
8 -	26.123	135.2	30.035	111.6	20.918	122.0	IN PIT		1:53.391	P	11.688	14:46:12.778	
9 -	OUTLAP	142.7	29.753	110.0	20.630	124.2	28.232	132.3	2:32.676	63.47	50.973	14:48:45.454	
10 -	25.035	148.1	29.165	109.6	20.170	123.5	28.154	133.1	1:42.524	94.52	0.821	14:50:27.978	
11 -	25.020	147.1	29.054	112.7	20.044	123.8	27.948	134.7	1:42.066	(2)	94.95	0.363	14:52:10.044
12 -	24.986	148.4	28.879	111.4	19.991	124.9	27.847	134.7	1:41.703	(1)	95.29		14:53:51.747
13 -	24.873	146.8	29.204	110.0	20.010	127.0	28.302	134.4	1:42.389	(3)	94.65	0.686	14:55:34.136

P32 76		Luke VERWEY				BMW - WSE Racing							
IDEAL LAP TIME : 1:41.608		BEST LAP TIME : 1:41.849				DIFFERENCE : 0.241							
LAP	SECTOR 1	SECTOR 2		SECTOR 3		SECTOR 4		LAP TIME	MPH	DIFF	TIME OF DAY		
1 -	OUTLAP	133.4	32.285	113.9	32.412	121.3	29.170	138.0				14:32:18.256	
2 -	25.510	146.2	30.099	115.3	20.403	126.8	28.203	140.1	1:44.215	92.99	2.366	14:34:02.471	
3 -	25.028	152.1	29.266	111.1	20.475	126.8	27.941	138.6	1:42.710	(3)	94.35	0.861	14:35:45.181
4 -	25.161	150.8	29.462	111.8	20.288	125.6	27.747	138.0	1:42.658	(2)	94.40	0.809	14:37:27.839
5 -	25.036	142.4	29.659	113.9	20.239	125.9	27.968	139.5	1:42.902	94.17	1.053	14:39:10.741	
6 -	24.898	152.1	29.076	113.7	19.887	127.0	27.988	135.0	1:41.849	(1)	95.15		14:40:52.590
7 -	25.391	142.1	29.716	111.1	20.232	124.2	IN PIT		1:49.812	P	88.25	7.963	14:42:42.402
8 -	OUTLAP	144.6	30.949	112.0	20.550	124.7	28.159	137.5	5:13.480	30.91	3:31.631	14:47:55.882	
9 -	25.413	147.4	29.828	111.8	20.494	123.8	27.945	138.6	1:43.680	93.47	1.831	14:49:39.562	
10 -	25.149	149.1	29.767	112.0	20.221	123.8	IN PIT		1:49.513	P	88.49	7.664	14:51:29.075

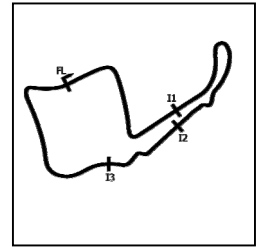
P33 25		Jorel BOERBOOM				Kawasaki - G&S Bict Groep Racing							
IDEAL LAP TIME : 1:41.680		BEST LAP TIME : 1:41.854				DIFFERENCE : 0.174							
LAP	SECTOR 1	SECTOR 2		SECTOR 3		SECTOR 4		LAP TIME	MPH	DIFF	TIME OF DAY		
1 -	OUTLAP	144.3	30.638	106.6	21.193	124.0	28.973	133.9				14:31:49.521	
2 -	25.526	148.4	29.102	108.7	20.363	124.9	28.779	132.1	1:43.770	93.39	1.916	14:33:33.291	
3 -	25.146	145.8	29.231	107.5	20.603	123.5	28.626	136.9	1:43.606	93.53	1.752	14:35:16.897	
4 -	24.961	151.4	29.004	112.4	20.226	126.1	28.626	135.2	1:42.817	94.25	0.963	14:36:59.714	
5 -	24.911	149.4	29.175	111.1	20.278	122.6	IN PIT		1:52.339	P	86.26	10.485	14:38:52.053
6 -	OUTLAP	143.3	29.978	111.8	20.639	125.2	28.600	134.2	4:34.294	35.33	2:52.440	14:43:26.347	
7 -	24.935	148.4	29.674	109.4	20.162	123.8	28.416	134.2	1:43.187	93.91	1.333	14:45:09.534	
8 -	24.897	149.4	28.968	110.3	20.214	126.3	28.489	133.6	1:42.568	94.48	0.714	14:46:52.102	
9 -	24.878	149.4	29.014	108.9	20.400	123.3	28.349	133.6	1:42.641	94.41	0.787	14:48:34.743	
10 -	24.867	149.4	29.106	109.6	20.399	124.7	28.177	133.6	1:42.549	(3)	94.50	0.695	14:50:17.292
11 -	24.941	150.1	29.030	111.4	20.089	126.3	28.110	135.5	1:42.170	(2)	94.85	0.316	14:51:59.462
12 -	25.041	150.1	28.752	112.5	19.973	127.5	28.088	135.5	1:41.854	(1)	95.14		14:53:41.316
13 -	26.976	144.6	29.542	112.7	39.930	111.2	29.428	134.4	2:05.876	76.99	24.022	14:55:47.192	

MCRCB BULLETIN TK060

2022 Bennetts British Superbike Championship - Round 9

2022 Pirelli National Superstock Championship with MotoNovo

FREE PRACTICE 2 - SECTOR ANALYSIS



SECTOR 1 = FL to I1, SECTOR 2 = I1 to I2 SECTOR 3 = I2 to I3, SECTOR 4 = I3 to FL, DIFF = Difference To Personal Best Lap, P = Crossed Finish Line in Pit Lane, D = Time Disallowed

P34 31		Sam COX				BMW - Sam Cox Racing with Belcom Cables Ltd						
IDEAL LAP TIME : 1:41.620		BEST LAP TIME : 1:41.994				DIFFERENCE : 0.374						
LAP	SECTOR 1	SECTOR 2		SECTOR 3		SECTOR 4		LAP TIME	MPH	DIFF	TIME OF DAY	
1 -	OUTLAP	138.9	30.354	109.6	21.120	120.9	28.870	137.5			14:31:52.130	
2 -	26.101	144.0	29.322	111.2	20.577	122.4	28.634	134.4	1:44.634	92.62	2.640	14:33:36.764
3 -	25.776	143.3	29.472	110.1	20.406	119.1	28.517	138.0	1:44.171	93.03	2.177	14:35:20.935
4 -	25.477	145.5	29.247	109.4	20.419	122.6	28.263	138.3	1:43.406	93.72	1.412	14:37:04.341
5 -	24.802	145.2	29.300	111.6	20.296	124.9	28.079	135.5	1:42.477	94.57	0.483	14:38:46.818
6 -	25.076	142.1	29.126	112.0	20.289	125.4	IN PIT		1:48.119	P	6.125	14:40:34.937
7 -	OUTLAP	145.2	29.999	112.0	20.492	124.7	28.007	136.3	4:48.213	33.62	3:06.219	14:45:23.150
8 -	24.916	150.4	32.192	110.5	20.508	121.3	28.154	135.2	1:45.770	91.62	3.776	14:47:08.920
9 -	24.862	146.8	29.041	112.4	19.980	124.9	28.235	136.1	1:42.118	(3)	0.124	14:48:51.038
10 -	24.775	146.8	29.014	110.3	20.215	123.5	27.990	136.3	1:41.994	(1)	95.01	14:50:33.032
11 -	24.912	147.8	29.263	111.8	20.005	126.3	27.851	136.1	1:42.031	(2)	0.037	14:52:15.063
12 -	25.293	143.7	29.586	108.7	20.745	114.5	28.912	127.5	1:44.536	92.70	2.542	14:53:59.599
13 -	25.234	143.3	29.579	111.1	20.672	118.5	28.745	129.0	1:44.230	92.97	2.236	14:55:43.829

P35 22		Dave MACKAY				Suzuki - True Heroes Racing						
IDEAL LAP TIME : 1:41.823		BEST LAP TIME : 1:42.176				DIFFERENCE : 0.353						
LAP	SECTOR 1	SECTOR 2		SECTOR 3		SECTOR 4		LAP TIME	MPH	DIFF	TIME OF DAY	
1 -	OUTLAP	141.2	30.559	110.1	21.333	115.1	28.964	138.0			14:31:53.909	
2 -	25.735	131.8	29.689	114.7	21.040	122.6	28.512	136.9	1:44.976	92.31	2.800	14:33:38.885
3 -	25.586	142.7	29.445	112.5	20.280	125.2	27.963	136.9	1:43.274	93.84	1.098	14:35:22.159
4 -	25.197	143.3	29.539	113.7	20.535	124.9	28.262	138.9	1:43.533	93.60	1.357	14:37:05.692
5 -	25.445	143.7	29.370	113.5	20.661	127.8	27.818	137.7	1:43.294	93.82	1.118	14:38:48.986
6 -	25.463	144.9	28.977	115.5	19.971	128.0	28.195	140.1	1:42.606	94.45	0.430	14:40:31.592
7 -	25.414	147.4	29.272	112.5	20.065	127.8	27.996	136.3	1:42.747	94.32	0.571	14:42:14.339
8 -	25.665	140.3	29.160	110.7	20.002	123.8	27.731	137.2	1:42.558	94.49	0.382	14:43:56.897
9 -	25.329	142.1	29.231	112.5	19.923	123.5	28.541	133.9	1:43.024	94.06	0.848	14:45:39.921
10 -	25.422	145.5	29.081	112.2	20.085	121.1	27.807	135.8	1:42.395	(2)	0.219	14:47:22.316
11 -	25.363	141.8	29.392	108.9	20.189	121.1	28.122	136.1	1:43.066	94.03	0.890	14:49:05.382
12 -	25.300	146.5	29.316	112.9	20.287	119.1	28.252	135.0	1:43.155	93.94	0.979	14:50:48.537
13 -	25.309	143.7	29.140	113.1	20.001	122.0	27.726	136.6	1:42.176	(1)	94.84	14:52:30.713
14 -	25.435	143.0	29.205	111.2	20.028	122.9	27.836	135.5	1:42.504	(3)	0.328	14:54:13.217
15 -	25.514	136.9	29.498	112.0	20.291	120.6	28.256	132.6	1:43.559	93.58	1.383	14:55:56.776

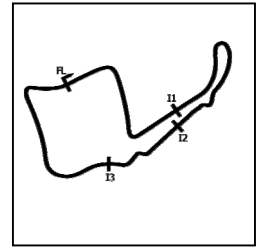
P36 61		David SELLERS				Suzuki - True Heroes Racing						
IDEAL LAP TIME : 1:42.145		BEST LAP TIME : 1:42.253				DIFFERENCE : 0.108						
LAP	SECTOR 1	SECTOR 2		SECTOR 3		SECTOR 4		LAP TIME	MPH	DIFF	TIME OF DAY	
1 -	OUTLAP	138.0	31.136	109.2	21.247	119.8	29.686	131.5			14:31:51.884	
2 -	25.807	145.2	29.571	110.0	20.409	117.9	28.796	134.7	1:44.583	92.66	2.330	14:33:36.467
3 -	25.561	140.1	29.308	110.0	20.983	118.3	28.484	134.4	1:44.336	92.88	2.083	14:35:20.803
4 -	25.773	144.0	29.606	111.6	20.450	121.5	28.621	136.1	1:44.450	92.78	2.197	14:37:05.253
5 -	25.507	145.5	29.339	110.0	20.396	122.4	28.328	135.5	1:43.570	93.57	1.317	14:38:48.823
6 -	25.375	145.5	28.858	112.2	20.135	122.2	28.314	135.2	1:42.682	(2)	0.429	14:40:31.505
7 -	25.294	144.3	29.105	111.4	20.061	124.9	28.285	132.8	1:42.745	(3)	0.492	14:42:14.250
8 -	25.915	119.4	30.736	110.5	20.137	122.2	IN PIT		1:52.949	P	10.696	14:44:07.199
9 -	OUTLAP	133.6	30.683	104.3	20.789	120.0	28.359	133.6	3:32.061	45.70	1:49.808	14:47:39.260
10 -	25.223	144.6	28.842	109.1	20.464	122.0	28.361	129.5	1:42.890	94.19	0.637	14:49:22.150
11 -	25.362	143.0	29.064	108.7	20.237	120.9	28.110	134.7	1:42.773	94.29	0.520	14:51:04.923
12 -	25.132	143.3	28.942	110.7	20.067	121.1	28.112	134.4	1:42.253	(1)	94.77	14:52:47.176
13 -	25.436	143.3	29.562	112.2	20.265	123.3	28.903	133.9	1:44.166	93.03	1.913	14:54:31.342
14 -	25.167	145.8	29.217	111.1	20.300	120.0	28.772	119.4	1:43.456	93.67	1.203	14:56:14.798

MCRCB BULLETIN TK060

2022 Bennetts British Superbike Championship - Round 9

2022 Pirelli National Superstock Championship with MotoNovo

FREE PRACTICE 2 - SECTOR ANALYSIS



SECTOR 1 = FL to I1, SECTOR 2 = I1 to I2 SECTOR 3 = I2 to I3, SECTOR 4 = I3 to FL, DIFF = Difference To Personal Best Lap, P = Crossed Finish Line in Pit Lane, D = Time Disallowed

P37 12		Mark CHIDO				Yamaha - Tamworth Yamaha by Alpinestars							
IDEAL LAP TIME : 1:42.342		BEST LAP TIME : 1:42.789				DIFFERENCE : 0.447							
LAP	SECTOR 1	SECTOR 2		SECTOR 3		SECTOR 4		LAP TIME	MPH	DIFF	TIME OF DAY		
1 -	OUTLAP	139.2	31.420	111.8	20.795	124.5	29.214	132.3			14:32:42.698		
2 -	25.423	149.7	29.499	114.5	21.400	126.6	28.484	135.2	1:44.806	92.46	2.017	14:34:27.504	
3 -	25.196	148.7	29.210	112.2	20.727	121.1	IN PIT		1:51.962	P	86.55	9.173	14:36:19.466
4 -	OUTLAP	145.8	31.006	113.9	20.638	128.3	28.431	136.1	6:12.209	26.03	4:29.420	14:42:31.675	
5 -	25.212	150.1	29.514	113.5	20.358	125.9	28.310	134.2	1:43.394	D	93.73	0.605	14:44:15.069
6 -	25.051	149.7	29.241	112.7	20.331	125.6	28.166	137.2	1:42.789 (1)	94.28			14:45:57.858
7 -	25.843	149.7	30.435	112.2	20.191	131.3	27.916	134.4	1:44.385	(3)	92.84	1.596	14:47:42.243
8 -	25.649	148.7	30.744	100.1	21.109	126.6	28.751	132.1	1:46.253		91.20	3.464	14:49:28.496
9 -	25.185	149.7	29.475	111.8	20.165	125.6	27.991	133.6	1:42.816	(2)	94.25	0.027	14:51:11.312
10 -	28.173	146.8	30.906	107.5	21.709	119.6	IN PIT		1:55.214	P	84.11	12.425	14:53:06.526

P38 28		Zac OULTRAM				Suzuki - Konect Racing							
IDEAL LAP TIME : 1:42.868		BEST LAP TIME : 1:43.349				DIFFERENCE : 0.481							
LAP	SECTOR 1	SECTOR 2		SECTOR 3		SECTOR 4		LAP TIME	MPH	DIFF	TIME OF DAY		
1 -	OUTLAP	140.9	31.380	110.7	21.972	106.8	28.671	133.4				14:31:56.943	
2 -	25.170	146.8	28.875	113.1	20.833	123.5	28.471	132.8	1:43.349 (1)	93.77			14:33:40.292
3 -	25.943	143.3	29.114	111.8	20.546	122.2	28.597	130.3	1:44.200	(3)	93.00	0.851	14:35:24.492
4 -	25.615	144.6	29.681	108.7	20.777	123.5	IN PIT		1:53.385	P	85.47	10.036	14:37:17.877
5 -	OUTLAP	143.7	30.901	101.3	21.445	119.8	29.924	131.5	4:19.255	37.38	2:35.906	14:41:37.132	
6 -	26.457	121.7	31.899	108.0	20.783	121.1	28.497	130.5	1:47.636		90.03	4.287	14:43:24.768
7 -	26.172	140.3	30.593	108.5	20.430	120.2	28.548	131.3	1:45.743		91.64	2.394	14:45:10.511
8 -	25.412	142.7	29.662	101.8	20.762	121.3	28.747	131.0	1:44.583		92.66	1.234	14:46:55.094
9 -	26.720	134.4	30.226	107.8	20.768	120.4	IN PIT		1:52.900	P	85.83	9.551	14:48:47.994
10 -	OUTLAP	133.9	30.538	105.3	21.065	117.7	29.219	131.8	4:26.303	36.39	2:42.954	14:53:14.297	
11 -	25.440	145.5	29.239	110.0	20.432	121.5	28.393	130.0	1:43.504	(2)	93.63	0.155	14:54:57.801
12 -	25.533	140.1	29.949	105.0	20.778	121.1	28.775	129.3	1:45.035		92.26	1.686	14:56:42.836

P39 16		James BUCHANAN				Kawasaki - Blue Motion Racing							
IDEAL LAP TIME : 1:47.583		BEST LAP TIME : 1:48.416				DIFFERENCE : 0.833							
LAP	SECTOR 1	SECTOR 2		SECTOR 3		SECTOR 4		LAP TIME	MPH	DIFF	TIME OF DAY		
1 -	OUTLAP	128.5	32.030	103.8	22.730	116.7	30.117	130.3				14:31:58.238	
2 -	26.676	134.4	31.167	105.6	21.576	117.9	30.042	131.3	1:49.461		88.53	1.045	14:33:47.699
3 -	26.656	131.8	30.633	106.8	21.657	114.7	29.876	124.9	1:48.822		89.05	0.406	14:35:36.521
4 -	27.110	135.0	30.689	107.0	21.159	119.4	29.458	129.3	1:48.416 (1)	89.38			14:37:24.937
5 -	27.523	124.5	31.140	104.5	21.281	119.6	29.502	128.5	1:49.446		88.54	1.030	14:39:14.383
6 -	28.051	124.9	32.036	106.6	22.346	114.5	IN PIT		2:01.593	P	79.70	13.177	14:41:15.976
7 -	OUTLAP	136.1	31.442	103.7	21.669	119.1	29.539	129.8	5:57.042	27.14	4:08.626	14:47:13.018	
8 -	26.627	134.4	30.873	104.0	21.084	117.7	29.867	128.3	1:48.451	(2)	89.36	0.035	14:49:01.469
9 -	26.408	135.5	30.966	101.0	21.371	121.3	29.906	129.0	1:48.651	(3)	89.19	0.235	14:50:50.120
10 -	26.882	134.2	31.357	105.3	21.237	117.3	29.608	122.9	1:49.084		88.84	0.668	14:52:39.204
11 -	28.010	130.0	31.797	101.5	22.369	115.7	IN PIT		2:01.779	P	79.58	13.363	14:54:40.983

MCRCB BULLETIN TK061

2022 Bennetts British Superbike Championship - Round 9

2022 Pirelli National Superstock Championship with MotoNovo

FREE PRACTICE 2 - BEST SECTORS

SECTOR 1				SECTOR 2				SECTOR 3				SECTOR 4				IDEAL / BEST COMPARISON		
POS	NO	NAME	TIME	NO	NAME	TIME	NO	NAME	TIME	NO	NAME	TIME	POS	NO	NAME	IDEAL	BEST	DIFF
																PERFECT LAP	1:36.161	
1	74	TODD	23.638	74	TODD	27.279	75	OLSEN	18.858	75	OLSEN	26.386	1	74	TODD	1:36.264	1:36.589	0.325
2	75	OLSEN	23.724	86	NESBITT	27.299	74	TODD	18.896	74	TODD	26.451	2	75	OLSEN	1:36.328	1:36.440	0.112
3	5	KERR	23.817	75	OLSEN	27.360	21	WARD	19.009	55	BEECH	26.463	3	86	NESBITT	1:36.722	1:36.999	0.277
4	86	NESBITT	23.860	21	WARD	27.414	86	NESBITT	19.065	86	NESBITT	26.498	4	21	WARD	1:37.097	1:37.190	0.093
5	51	ELLIOTT	23.898	5	KERR	27.488	23	HEDGER	19.081	23	HEDGER	26.642	5	23	HEDGER	1:37.304	1:37.452	0.148
6	40	FRANCIS	23.899	8	ROLLO	27.551	5	KERR	19.091	4	LINFOOT	26.690	6	4	LINFOOT	1:37.394	1:37.416	0.022
7	8	ROLLO	23.912	23	HEDGER	27.552	4	LINFOOT	19.132	8	ROLLO	26.711	7	5	KERR	1:37.417	1:37.673	0.256
8	21	WARD	23.915	51	ELLIOTT	27.592	40	FRANCIS	19.134	44	NIXON	26.734	8	55	BEECH	1:37.434	1:37.613	0.179
9	14	NEAVE	23.940	14	NEAVE	27.602	51	ELLIOTT	19.145	21	WARD	26.759	9	51	ELLIOTT	1:37.451	1:37.455	0.004
10	4	LINFOOT	23.963	4	LINFOOT	27.609	55	BEECH	19.205	14	NEAVE	26.773	10	14	NEAVE	1:37.531	1:37.620	0.089
11	44	NIXON	24.003	3	McCONNNE	27.639	14	NEAVE	19.216	27	ESTMENT	26.780	11	40	FRANCIS	1:37.539	1:38.091	0.552
12	55	BEECH	24.028	40	FRANCIS	27.673	44	NIXON	19.230	24	CUMMINS	26.793	12	8	ROLLO	1:37.617	1:37.680	0.063
13	23	HEDGER	24.029	27	ESTMENT	27.706	57	DAY	19.244	51	ELLIOTT	26.816	13	44	NIXON	1:37.725	1:37.725	0.000
14	3	McCONNNE	24.056	55	BEECH	27.738	27	ESTMENT	19.249	40	FRANCIS	26.833	14	3	McCONNELL	1:37.849	1:38.001	0.152
15	24	CUMMINS	24.068	44	NIXON	27.758	3	McCONNNE	19.256	3	McCONNNE	26.898	15	27	ESTMENT	1:38.021	1:38.074	0.053
16	57	DAY	24.071	57	DAY	27.808	24	CUMMINS	19.346	18	WINFIEL	26.977	16	57	DAY	1:38.271	1:38.464	0.193
17	77	HARRAN	24.105	18	WINFIEL	27.930	18	WINFIEL	19.387	5	KERR	27.021	17	24	CUMMINS	1:38.275	1:38.306	0.031
18	18	WINFIEL	24.129	30	McNEALY	27.939	19	TALBOT	19.423	6	NEVE	27.042	18	18	WINFIELD	1:38.423	1:38.841	0.418
19	20	OLIVER	24.254	20	OLIVER	27.984	2	TOMS	19.440	20	OLIVER	27.050	19	20	OLIVER	1:38.811	1:38.993	0.182
20	30	McNEALY	24.283	24	CUMMINS	28.068	8	ROLLO	19.443	19	TALBOT	27.061	20	77	HARRAN	1:38.818	1:39.069	0.251
21	27	ESTMENT	24.286	77	HARRAN	28.087	77	HARRAN	19.445	2	TOMS	27.077	21	19	TALBOT	1:39.066	1:39.240	0.174
22	6	NEVE	24.356	19	TALBOT	28.175	94	STAINTO	19.458	57	DAY	27.148	22	30	McNEALY	1:39.117	1:39.117	0.000
23	59	TRUELOV	24.356	2	TOMS	28.192	30	McNEALY	19.502	99	LUXTON	27.162	23	2	TOMS	1:39.131	1:39.174	0.043
24	19	TALBOT	24.407	99	LUXTON	28.233	20	OLIVER	19.523	77	HARRAN	27.181	24	6	NEVE	1:39.262	1:39.421	0.159
25	2	TOMS	24.422	6	NEVE	28.254	99	LUXTON	19.532	59	TRUELOV	27.273	25	59	TRUELOVE	1:39.571	1:39.590	0.019
26	15	HARRISO	24.544	59	TRUELOV	28.353	59	TRUELOV	19.589	94	STAINTO	27.320	26	99	LUXTON	1:39.609	1:39.727	0.118
27	94	STAINTO	24.557	15	HARRISO	28.401	6	NEVE	19.610	30	McNEALY	27.393	27	94	STAINTON	1:39.744	1:39.911	0.167
28	7	VERWEY	24.665	94	STAINTO	28.409	15	HARRISO	19.784	15	HARRISO	27.467	28	15	HARRISON	1:40.196	1:40.482	0.286
29	99	LUXTON	24.682	73	BROOK	28.636	73	BROOK	19.876	73	BROOK	27.542	29	73	BROOK	1:40.809	1:41.380	0.571
30	73	BROOK	24.755	7	VERWEY	28.638	76	VERWEY	19.887	7	VERWEY	27.554	30	7	VERWEY	1:40.822	1:40.964	0.142
31	31	COX	24.775	25	BOERBOO	28.752	22	MACKAY	19.923	22	MACKAY	27.726	31	39	MORGAN	1:41.590	1:41.703	0.113
32	25	BOERBOO	24.867	61	SELLERS	28.842	7	VERWEY	19.965	76	VERWEY	27.747	32	76	VERWEY	1:41.608	1:41.849	0.241
33	39	MORGAN	24.873	28	OULTRAM	28.875	25	BOERBOO	19.973	39	MORGAN	27.847	33	31	COX	1:41.620	1:41.994	0.374
34	76	VERWEY	24.898	39	MORGAN	28.879	31	COX	19.980	31	COX	27.851	34	25	BOERBOOM	1:41.680	1:41.854	0.174
35	12	CHIDO	25.051	22	MACKAY	28.977	39	MORGAN	19.991	12	CHIDO	27.916	35	22	MACKAY	1:41.823	1:42.176	0.353
36	61	SELLERS	25.132	31	COX	29.014	61	SELLERS	20.061	25	BOERBOO	28.088	36	61	SELLERS	1:42.145	1:42.253	0.108
37	28	OULTRAM	25.170	76	VERWEY	29.076	12	CHIDO	20.165	61	SELLERS	28.110	37	12	CHIDO	1:42.342	1:42.789	0.447
38	22	MACKAY	25.197	12	CHIDO	29.210	28	OULTRAM	20.430	28	OULTRAM	28.393	38	28	OULTRAM	1:42.868	1:43.349	0.481
39	16	BUCHANA	26.408	16	BUCHANA	30.633	16	BUCHANA	21.084	16	BUCHANA	29.458	39	16	BUCHANAN	1:47.583	1:48.416	0.833

MCRCB BULLETIN TK062**2022 Bennetts British Superbike Championship - Round 9****2022 Pirelli National Superstock Championship with MotoNovo****FREE PRACTICE 2 - BEST SPEEDS**

POS	INTERMEDIATE 1			INTERMEDIATE 2			INTERMEDIATE 3			FINISH LINE		
	NO	NAME	MPH	NO	NAME	MPH	NO	NAME	MPH	NO	NAME	MPH
1	75	OLSEN	158.2	74	TODD	119.6	75	OLSEN	136.1	74	TODD	144.6
2	74	TODD	156.4	4	LINFOOT	119.1	55	BEECH	134.4	55	BEECH	144.6
3	5	KERR	154.6	23	HEDGER	118.9	44	NIXON	134.2	51	ELLIOTT	144.0
4	86	NESBITT	154.2	57	DAY	118.7	86	NESBITT	133.9	75	OLSEN	143.3
5	4	LINFOOT	154.2	75	OLSEN	118.5	74	TODD	133.6	3	McCONNELL	142.7
6	55	BEECH	153.9	51	ELLIOTT	118.3	18	WINFIELD	133.1	86	NESBITT	142.4
7	8	ROLLO	153.9	21	WARD	118.1	27	ESTMENT	132.6	4	LINFOOT	142.1
8	59	TRUELOVE	153.5	55	BEECH	118.1	2	TOMS	132.6	23	HEDGER	142.1
9	3	McCONNELL	153.2	5	KERR	118.1	24	CUMMINS	132.3	5	KERR	142.1
10	27	ESTMENT	153.2	18	WINFIELD	117.9	19	TALBOT	132.1	20	OLIVER	142.1
11	77	HARRAN	152.8	6	NEVE	117.9	23	HEDGER	131.8	15	HARRISON	142.1
12	23	HEDGER	152.5	86	NESBITT	117.5	4	LINFOOT	131.5	27	ESTMENT	141.2
13	44	NIXON	152.5	94	STAINTON	117.3	94	STAINTON	131.5	2	TOMS	141.2
14	15	HARRISON	152.1	99	LUXTON	117.1	8	ROLLO	131.3	19	TALBOT	141.2
15	7	VERWEY	152.1	14	NEAVE	116.7	57	DAY	131.3	24	CUMMINS	140.9
16	76	VERWEY	152.1	24	CUMMINS	116.7	20	OLIVER	131.3	18	WINFIELD	140.9
17	2	TOMS	151.8	44	NIXON	116.5	12	CHIODO	131.3	59	TRUELOVE	140.9
18	24	CUMMINS	151.4	20	OLIVER	116.5	15	HARRISON	131.0	99	LUXTON	140.9
19	57	DAY	151.4	8	ROLLO	116.1	7	VERWEY	130.5	7	VERWEY	140.9
20	18	WINFIELD	151.4	27	ESTMENT	116.1	21	WARD	130.3	44	NIXON	140.6
21	25	BOERBOOM	151.4	40	FRANCIS	115.9	77	HARRAN	130.3	77	HARRAN	140.3
22	14	NEAVE	151.1	19	TALBOT	115.9	14	NEAVE	129.5	21	WARD	140.1
23	40	FRANCIS	151.1	15	HARRISON	115.9	99	LUXTON	129.5	94	STAINTON	140.1
24	20	OLIVER	151.1	22	MACKAY	115.5	40	FRANCIS	129.0	76	VERWEY	140.1
25	73	BROOK	151.1	2	TOMS	115.3	6	NEVE	129.0	22	MACKAY	140.1
26	19	TALBOT	150.8	76	VERWEY	115.3	51	ELLIOTT	128.8	14	NEAVE	139.8
27	21	WARD	150.4	30	McNEALY	114.9	59	TRUELOVE	128.5	8	ROLLO	139.8
28	51	ELLIOTT	150.4	3	McCONNELL	114.7	30	McNEALY	128.3	6	NEVE	139.8
29	94	STAINTON	150.4	77	HARRAN	114.7	3	McCONNELL	128.0	57	DAY	139.5
30	31	COX	150.4	73	BROOK	114.5	22	MACKAY	128.0	40	FRANCIS	139.2
31	30	McNEALY	150.1	12	CHIODO	114.5	5	KERR	127.5	30	McNEALY	138.9
32	12	CHIODO	150.1	59	TRUELOVE	113.9	25	BOERBOOM	127.5	73	BROOK	138.9
33	6	NEVE	149.4	7	VERWEY	113.7	39	MORGAN	127.0	31	COX	138.3
34	99	LUXTON	148.7	28	OULTRAM	113.1	76	VERWEY	127.0	12	CHIODO	137.2
35	39	MORGAN	148.4	39	MORGAN	112.7	31	COX	126.3	25	BOERBOOM	136.9
36	22	MACKAY	147.4	25	BOERBOOM	112.7	73	BROOK	126.1	61	SELLERS	136.1
37	28	OULTRAM	146.8	31	COX	112.4	61	SELLERS	124.9	39	MORGAN	135.2
38	61	SELLERS	145.8	61	SELLERS	112.2	28	OULTRAM	123.5	28	OULTRAM	133.4
39	16	BUCHANAN	136.1	16	BUCHANAN	107.0	16	BUCHANAN	121.3	16	BUCHANAN	131.3

MCRCB BULLETIN TK063

2022 Bennetts British Superbike Championship - Round 9

2022 Pirelli National Superstock Championship with MotoNovo

FREE PRACTICE 2 - STATISTICS

Competitors Started 39
Planned Start 2022-09-23 @ 14:30:00.000
Actual Start 2022-09-23 @ 14:30:02.557
Finish Time 2022-09-23 @ 14:55:02.557
Track Length 2.6920mi.
Total Laps 468
Total Distance Covered 1259.8693mi.

Session Fastest Lap History

NO	NAME	LAP TIME	TIME OF DAY	LAP	VEHICLE
21	Tom WARD	1:38.438	14:33:28.010	2	Aprilia
40	Joe FRANCIS	1:38.091	14:34:19.390	2	Kawasaki
21	Tom WARD	1:37.459	14:35:05.470	3	Aprilia
75	Alex OLSEN	1:37.200	14:36:16.278	3	BMW
21	Tom WARD	1:37.190	14:36:42.659	4	Aprilia
74	Davey TODD	1:37.183	14:38:41.008	5	Honda
75	Alex OLSEN	1:36.440	14:39:35.321	5	BMW

Flag History

TYPE	TIME OF DAY
GREEN	14:30:02.557
FINISH	14:55:02.557

Flag Statistics

TYPE	COUNT	TOTAL LAPS	TOTAL TIME
Green	1	15	27:15.381
Red	0	0	0.000
Safety Car	0	0	0.000
FCY	0	0	0.000

MCRCB BULLETIN TK064

2022 Bennetts British Superbike Championship - Round 9

2022 Pirelli National Superstock Championship with MotoNovo

FREE PRACTICE 2 - SESSION NOTES

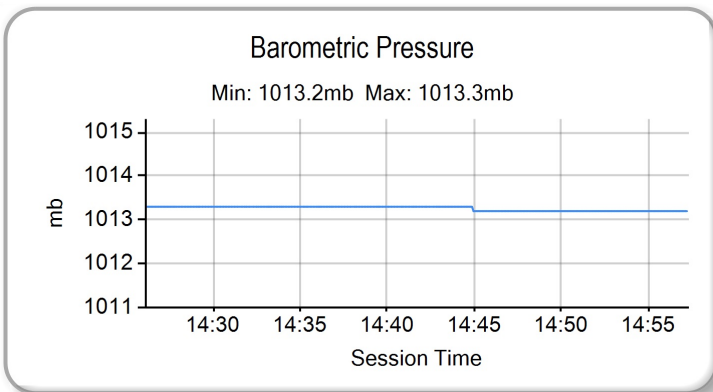
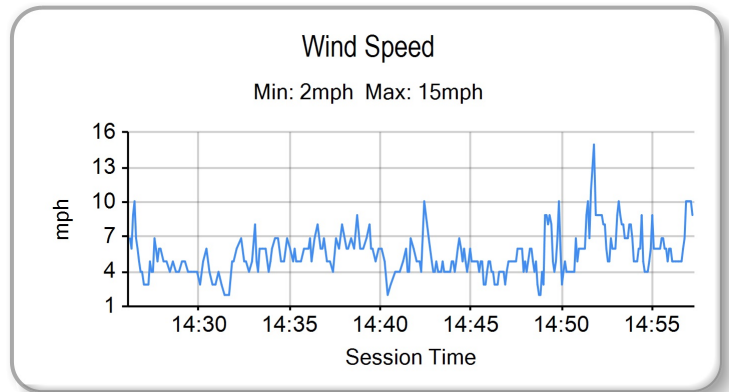
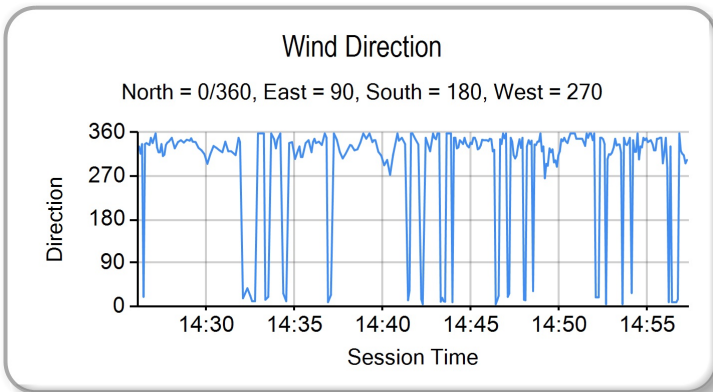
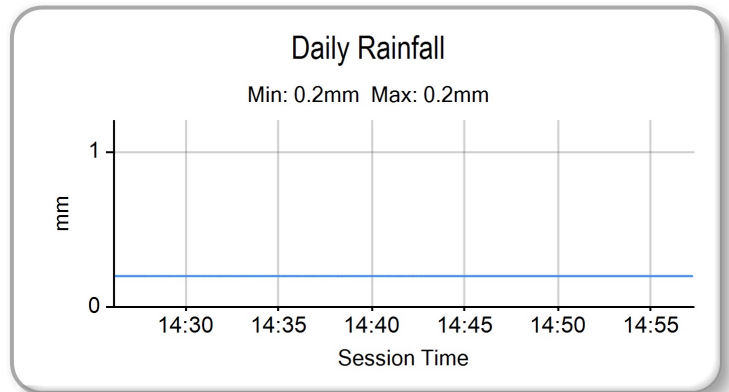
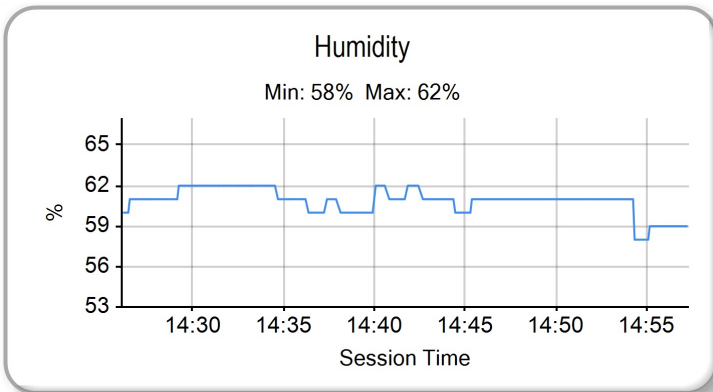
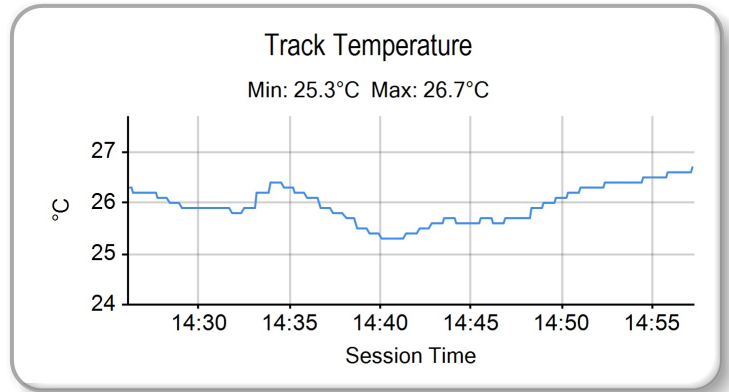
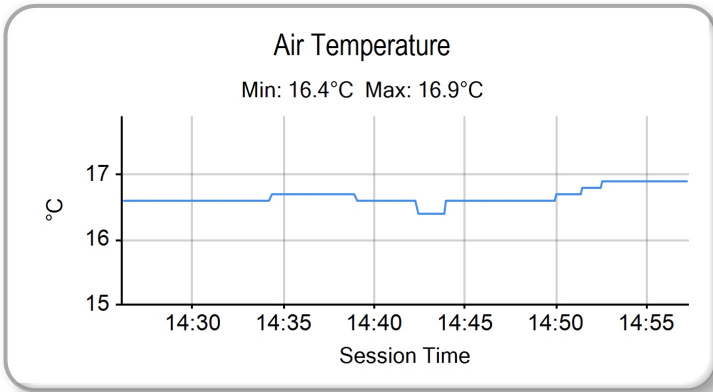
TIME	MESSAGE
14:36:28	NO.40 FALLER AT T16 LODGE - RIDER OK
14:36:51	NO.40 REJOINED
14:41:17	NO.59 SHORT CIRCUIT - LAST LAP TIME CANCELLED
14:43:03	NO.12 EXCEEDED TRACK LIMITS T1 - LAP TIME CANCELLED
14:50:12	NO.3 EXCEEDED TRACK LIMITS T1 - LAP TIME CANCELLED
14:51:53	NO.18 SHORT CIRCUIT - LAST LAP TIME CANCELLED

MCRCB BULLETIN TK065

2022 Bennetts British Superbike Championship - Round 9

2022 Pirelli National Superstock Championship with MotoNovo

FREE PRACTICE 2 - WEATHER CONDITIONS





POS	NO	NAME	NAT	ENTRY	FIRST		SECOND		GAP	DIFF
					TIME	LAPS	TIME	LAPS		
1	75	Alex OLSEN	GBR	BMW - FHO Racing with Kobelco	1:47.306	4	1:36.440	11		
2	74	Davey TODD	GBR	Honda - Milenco by Padgetts Motorcycles	1:48.632	2	1:36.589	12	0.149	0.149
3	86	Charlie NESBITT	GBR	Suzuki - VisionTrack Suzuki	1:45.165	10	1:36.999	13	0.559	0.410
4	21	Tom WARD	GBR	Aprilia - IN Competition / Aprilia	1:42.698	7	1:37.190	6	0.750	0.191
5	4	Dan LINFOOT	GBR	Honda - Optimum Bikes Racing	1:50.842	8	1:37.416	14	0.976	0.226
6	23	Luke HEDGER	GBR	Suzuki - SBR / Cheney Racing	1:46.725	12	1:37.452	13	1.012	0.036
7	51	Brayden ELLIOTT	AUS	Honda - CFS Filtration No Bull Racing		2	1:37.455	13	1.015	0.003
8	55	Ash BEECH	GBR	Honda - Jones Dorling Racing	1:45.237	13	1:37.613	12	1.173	0.158
9	14	Tim NEAVE	GBR	Yamaha - Edwards Yamaha		2	1:37.620	12	1.180	0.007
10	5	Richard KERR	IRL	Honda - AMD Motorsport		0	1:37.673	13	1.233	0.053
11	8	Lewis ROLLO	GBR	Honda - Milenco by Padgetts Motorcycles		0	1:37.680	12	1.240	0.007
12	44	Jack NIXON	GBR	BMW - FHO Racing with Kobelco	1:50.603	4	1:37.725	12	1.285	0.045
13	3	Billy McCONNELL	AUS	Honda - C&L Fairburn Properties / Jackson Racing	1:59.794	5	1:38.001	13	1.561	0.276
14	27	Bjorn ESTMENT	RSA	Suzuki - Specsavers Suzuki by Hawk Racing	1:46.165	10	1:38.074	13	1.634	0.073
15	40	Joe FRANCIS	GBR	Kawasaki - Stauff Fluid Power Kawasaki	1:43.356	5	1:38.091	3	1.651	0.017
16	24	Conor CUMMINS	GBR	Honda - Milenco by Padgetts Motorcycles		0	1:38.306	14	1.866	0.215
17	57	Levi DAY	AUS	Suzuki - Powerslide Motorcycles Racing	1:48.388	8	1:38.464	13	2.024	0.158
18	18	Shaun WINFIELD	GBR	Honda - TAG Racing Honda		1	1:38.841	9	2.401	0.377
19	20	Tom OLIVER	GBR	Aprilia - IN Competition / Aprilia	1:48.253	5	1:38.993	12	2.553	0.152
20	77	Brent HARRAN	RSA	Honda - Optimum Bikes Racing	1:50.739	9	1:39.069	14	2.629	0.076
21	30	Rob McNEALY	GBR	BMW - McNealy Brown	1:51.116	8	1:39.117	11	2.677	0.048
22	2	TJ TOMS	GBR	Kawasaki - Platform Hire Racing		1	1:39.174	13	2.734	0.057
23	19	Joe TALBOT	GBR	Kawasaki - Cheshire Mouldings Kawasaki by JR Perfor		0	1:39.240	11	2.800	0.066
24	6	Craig NEVE	GBR	BMW - CN Racing	1:50.139	12	1:39.421	14	2.981	0.181
25	59	Matt TRUELOVE	GBR	Aprilia - IN Competition / Aprilia	1:57.826	3	1:39.590	11	3.150	0.169
26	99	Ben LUXTON	GBR	BMW - Team XG Racing		0	1:39.727	15	3.287	0.137
27	94	Max STANTON	GBR	BMW - PHR Performance	1:55.395	7	1:39.911	12	3.471	0.184
28	15	Nathan HARRISON	GBR	Honda - Quayside Racing		0	1:40.482	13	4.042	0.571
29	7	Kade VERWEY	GBR	BMW - Team XG Racing		0	1:40.964	11	4.524	0.482
30	73	David BROOK	GBR	Honda - Guildford Audio by Brook Motorsport	2:09.761	3	1:41.380	12	4.940	0.416
31	39	Max MORGAN	GBR	Kawasaki - MSS Performance	1:52.439	5	1:41.703	13	5.263	0.323
32	76	Luke VERWEY	GBR	BMW - WSE Racing		0	1:41.849	10	5.409	0.146
33	25	Jorel BOERBOOM	NLD	Kawasaki - G&S Bict Groep Racing	1:51.896	9	1:41.854	13	5.414	0.005
34	31	Sam COX	GBR	BMW - Sam Cox Racing with Belcom Cables Ltd		2	1:41.994	13	5.554	0.140
35	22	Dave MACKAY	GBR	Suzuki - True Heroes Racing	1:52.985	11	1:42.176	15	5.736	0.182
36	61	David SELLERS	GBR	Suzuki - True Heroes Racing	1:51.281	13	1:42.253	14	5.813	0.077
37	12	Mark CHIODO	AUS	Yamaha - Tamworth Yamaha by Alpinestars		1	1:42.789	10	6.349	0.536
38	28	Zac OULTRAM	GBR	Suzuki - Konect Racing	1:59.591	4	1:43.349	12	6.909	0.560

QUALIFYING LAPTIME (110.0% of 1:36.440) = 1:46.084

39	16	James BUCHANAN	GBR	Kawasaki - Blue Motion Racing		1	1:48.416	11	11.976	5.067
----	----	----------------	-----	-------------------------------	--	---	-----------------	----	---------------	-------

Weather / Track : Cloudy / Dry

Oulton Park International: 2.6920 miles

These results are provisional until the conclusion of any judicial and technical matters.

Race Director : Stuart Higgs <i>S. Higgs</i>	Stewards :	Timekeeper : Richard Evans <i>R. EVANS</i>
<small>Digitally Approved at 15:42 Friday, 23 September 2022</small>		<small>Digitally Approved at 15:03 Friday, 23 September 2022</small>

Results can be found at www.britishsuperbike.com

Printed - 14:59 Friday, 23 September 2022



QUALIFYING - CLASSIFICATION



POS	NO	NAME	NAT	ENTRY	TIME	ON	LAPS	GAP	DIFF	MPH
1	75	Alex OLSEN	GBR	BMW - FHO Racing with Kobelco	1:35.923	8	8			101.03
2	74	Davey TODD	GBR	Honda - Milenco by Padgetts Motorcycles	1:35.962	7	10	0.039	0.039	100.99
3	86	Charlie NESBITT	GBR	Suzuki - VisionTrack Suzuki	1:36.037	11	11	0.114	0.075	100.91
4	21	Tom WARD	GBR	Aprilia - IN Competition / Aprilia	1:36.369	8	10	0.446	0.332	100.56
5	3	Billy McCONNELL	AUS	Honda - C&L Fairburn Properties / Jackson Racing	1:36.450	6	8	0.527	0.081	100.48
6	4	Dan LINFOOT	GBR	Honda - Optimum Bikes Racing	1:36.694	8	9	0.771	0.244	100.22
7	40	Joe FRANCIS	GBR	Kawasaki - Stauff Fluid Power Kawasaki	1:36.773	7	7	0.850	0.079	100.14
8	8	Lewis ROLLO	GBR	Honda - Milenco by Padgetts Motorcycles	1:37.053	8	11	1.130	0.280	99.85
9	23	Luke HEDGER	GBR	Suzuki - SBR / Cheney Racing	1:37.257	7	9	1.334	0.204	99.64
10	57	Levi DAY	AUS	Suzuki - Powerslide Motorcycles Racing	1:37.435	9	10	1.512	0.178	99.46
11	27	Bjorn ESTMENT	RSA	Suzuki - Specsavers Suzuki by Hawk Racing	1:37.459	7	7	1.536	0.024	99.43
12	55	Ash BEECH	GBR	Honda - Jones Dorling Racing	1:37.460	9	10	1.537	0.001	99.43
13	51	Brayden ELLIOTT	AUS	Honda - CFS Filtration No Bull Racing	1:37.546	7	8	1.623	0.086	99.35
14	44	Jack NIXON	GBR	BMW - FHO Racing with Kobelco	1:37.597	8	8	1.674	0.051	99.29
15	14	Tim NEAVE	GBR	Yamaha - Edwards Yamaha	1:37.651	6	7	1.728	0.054	99.24
16	18	Shaun WINFIELD	GBR	Honda - TAG Racing Honda	1:37.690	7	8	1.767	0.039	99.20
17	5	Richard KERR	IRL	Honda - AMD Motorsport	1:37.798	4	9	1.875	0.108	99.09
18	24	Conor CUMMINS	GBR	Honda - Milenco by Padgetts Motorcycles	1:38.302	6	9	2.379	0.504	98.58
19	19	Joe TALBOT	GBR	Kawasaki - Cheshire Mouldings Kawasaki by JR Perfor	1:38.659	7	9	2.736	0.357	98.23
20	2	TJ TOMS	GBR	Kawasaki - Platform Hire Racing	1:38.876	9	10	2.953	0.217	98.01
21	20	Tom OLIVER	GBR	Aprilia - IN Competition / Aprilia	1:38.948	8	10	3.025	0.072	97.94
22	6	Craig NEVE	GBR	BMW - CN Racing	1:38.977	6	8	3.054	0.029	97.91
23	30	Rob McNEALY	GBR	BMW - McNealy Brown	1:38.985	8	8	3.062	0.008	97.90
24	77	Brent HARRAN	RSA	Honda - Optimum Bikes Racing	1:39.089	5	8	3.166	0.104	97.80
25	99	Ben LUXTON	GBR	BMW - Team XG Racing	1:39.115	7	7	3.192	0.026	97.77
26	59	Matt TRUELOVE	GBR	Aprilia - IN Competition / Aprilia	1:39.163	9	9	3.240	0.048	97.73
27	94	Max STAINTON	GBR	BMW - PHR Performance	1:39.469	6	8	3.546	0.306	97.43
28	7	Kade VERWEY	GBR	BMW - Team XG Racing	1:39.587	7	8	3.664	0.118	97.31
29	15	Nathan HARRISON	GBR	Honda - Quayside Racing	1:39.716	7	10	3.793	0.129	97.18
30	39	Max MORGAN	GBR	Kawasaki - MSS Performance	1:41.006	6	10	5.083	1.290	95.94
31	76	Luke VERWEY	GBR	BMW - WSE Racing	1:41.151	5	11	5.228	0.145	95.81
32	12	Mark CHIODO	AUS	Yamaha - Tamworth Yamaha by Alpinestars	1:41.283	6	7	5.360	0.132	95.68
33	31	Sam COX	GBR	BMW - Sam Cox Racing with Belcom Cables Ltd	1:41.313	8	8	5.390	0.030	95.65
34	73	David BROOK	GBR	Honda - Guildford Audio by Brook Motorsport	1:41.577	4	5	5.654	0.264	95.40
35	22	Dave MACKAY	GBR	Suzuki - True Heroes Racing	1:41.871	7	9	5.948	0.294	95.13
36	28	Zac OULTRAM	GBR	Suzuki - Konect Racing	1:42.459	2	8	6.536	0.588	94.58
37	61	David SELLERS	GBR	Suzuki - True Heroes Racing	1:43.321	7	10	7.398	0.862	93.79

QUALIFYING LAPTIME (110.0% of 1:35.923) = 1:45.515

38	16	James BUCHANAN	GBR	Kawasaki - Blue Motion Racing	1:47.410	8	8	11.487	4.089	90.22
39	25	Jorel BOERBOOM	NLD	Kawasaki - G&S Bict Groep Racing			2			

#59 - Lap 4 time disallowed - short circuit.

Weather / Track : Sunny / Dry

These results are provisional until the conclusion of any judicial and technical matters.

Oulton Park International: 2.6920 miles

Date: 24/09/2022 Start: 10:15 Finish: 00:00

Race Director : Stuart Higgs

Stewards :

Timekeeper : Richard Evans

S. Higgs

R. EVANS

Digitally Approved at 10:51 Saturday, 24 September 2022

Digitally Approved at 10:49 Saturday, 24 September 2022

Results can be found at www.britishsuperbike.com

Printed - 10:40 Saturday, 24 September 2022

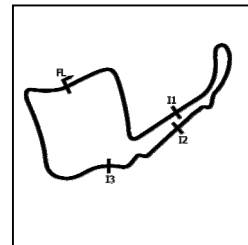


MCRCB BULLETIN TK125

2022 Bennetts British Superbike Championship - Round 9

2022 Pirelli National Superstock Championship with MotoNovo

QUALIFYING - SECTOR ANALYSIS



SECTOR 1 = FL to I1, SECTOR 2 = I1 to I2 SECTOR 3 = I2 to I3, SECTOR 4 = I3 to FL, DIFF = Difference To Personal Best Lap, P = Crossed Finish Line in Pit Lane, D = Time Disallowed

P1 75		Alex OLSEN				BMW - FHO Racing with Kobelco						
IDEAL LAP TIME : 1:35.923		BEST LAP TIME : 1:35.923				DIFFERENCE : 0.000						
LAP	SECTOR 1	SECTOR 2		SECTOR 3		SECTOR 4		LAP TIME	MPH	DIFF	TIME OF DAY	
1 -	OUTLAP	144.9	29.526	110.0	22.243	99.8	30.671	139.8			10:17:50.435	
2 -	24.181	153.9	27.904	116.3	19.070	130.5	26.798	141.8	1:37.953	98.93	2.030	10:19:28.388
3 -	23.727	155.7	27.593	118.1	21.342	96.8	29.763	143.3	1:42.425	94.61	6.502	10:21:10.813
4 -	24.059	154.2	27.372	117.5	18.855	133.4	26.381	143.0	1:36.667 (3)	100.25	0.744	10:22:47.480
5 -	26.963	132.6	29.884	112.2	20.553	118.3	IN PIT		1:52.408 P	86.21	16.485	10:24:39.888
6 -	OUTLAP	82.0	33.266	74.4	23.031	130.8	26.615	142.1	8:45.364	18.44	7:09.441	10:33:25.252
7 -	23.659	154.2	27.528	116.5	18.813	134.7	26.447	142.7	1:36.447 (2)	100.48	0.524	10:35:01.699
8 -	23.580	155.3	27.259	116.9	18.773	132.6	26.311	143.3	1:35.923 (1)	101.03		10:36:37.622

P2 74		Davey TODD				Honda - Milenco by Padgetts Motorcycles						
IDEAL LAP TIME : 1:35.651		BEST LAP TIME : 1:35.962				DIFFERENCE : 0.311						
LAP	SECTOR 1	SECTOR 2		SECTOR 3		SECTOR 4		LAP TIME	MPH	DIFF	TIME OF DAY	
1 -	OUTLAP	150.1	28.784	115.3	21.979	82.6	39.129	137.2			10:17:55.257	
2 -	24.456	151.4	27.699	116.9	19.165	131.8	26.698	142.4	1:38.018	98.87	2.056	10:19:33.275
3 -	23.946	154.6	27.467	117.3	19.021	130.8	26.505	141.2	1:36.939	99.97	0.977	10:21:10.214
4 -	25.158	155.3	27.477	118.1	19.014	134.7	IN PIT		1:43.851 P	93.31	7.889	10:22:54.065
5 -	OUTLAP	152.8	28.089	115.3	19.177	131.5	27.242	140.6	5:01.387	32.15	3:25.425	10:27:55.452
6 -	23.618	154.6	27.335	119.6	19.235	126.3	26.877	142.1	1:37.065	99.84	1.103	10:29:32.517
7 -	23.758	154.2	27.185	116.5	18.759	134.4	26.260	143.0	1:35.962 (1)	100.99		10:31:08.479
8 -	23.577	154.9	27.694	115.5	18.818	131.5	26.303	142.4	1:36.392 (3)	100.54	0.430	10:32:44.871
9 -	23.684	154.9	27.055	119.1	19.018	133.4	26.343	144.0	1:36.100 (2)	100.84	0.138	10:34:20.971
10 -	26.372	135.0	28.869	116.5	19.502	128.3	IN PIT		1:47.439 P	90.20	11.477	10:36:08.410

P3 86		Charlie NESBITT				Suzuki - VisionTrack Suzuki						
IDEAL LAP TIME : 1:35.985		BEST LAP TIME : 1:36.037				DIFFERENCE : 0.052						
LAP	SECTOR 1	SECTOR 2		SECTOR 3		SECTOR 4		LAP TIME	MPH	DIFF	TIME OF DAY	
1 -	OUTLAP	142.7	33.112	104.8	29.230	102.4	28.929	137.2			10:17:31.176	
2 -	24.523	149.7	27.807	114.9	19.328	131.3	26.751	138.9	1:38.409	98.47	2.372	10:19:09.585
3 -	24.216	151.1	27.748	115.5	19.225	133.1	26.791	139.8	1:37.980	98.91	1.943	10:20:47.565
4 -	24.164	150.1	27.943	119.4	19.852	132.6	26.611	140.1	1:38.570	98.31	2.533	10:22:26.135
5 -	24.108	151.4	28.007	117.7	19.011	133.6	26.804	136.9	1:37.930	98.96	1.893	10:24:04.065
6 -	24.474	148.1	27.514	113.5	19.133	132.1	26.802	139.2	1:37.923 (3)	98.96	1.886	10:25:41.988
7 -	24.293	149.7	28.635	113.1	19.215	132.3	IN PIT		1:45.651 P	91.72	9.614	10:27:27.639
8 -	OUTLAP	73.6	33.484	82.5	21.777	126.3	IN PIT		4:18.613 P	37.47	2:42.576	10:31:46.252
9 -	OUTLAP	149.7	27.905	111.8	19.447	129.5	26.940	136.9	1:49.687	88.35	13.650	10:33:35.939
10 -	23.971	150.1	27.081	115.3	18.980	132.6	26.335	140.3	1:36.367 (2)	100.56	0.330	10:35:12.306
11 -	23.675	151.4	27.104	115.9	18.894	133.6	26.364	138.3	1:36.037 (1)	100.91		10:36:48.343

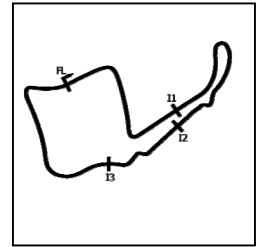
P4 21		Tom WARD				Aprilia - IN Competition / Aprilia						
IDEAL LAP TIME : 1:36.363		BEST LAP TIME : 1:36.369				DIFFERENCE : 0.006						
LAP	SECTOR 1	SECTOR 2		SECTOR 3		SECTOR 4		LAP TIME	MPH	DIFF	TIME OF DAY	
1 -	OUTLAP	141.5	29.741	112.2	20.355	126.8	28.323	137.5			10:16:49.438	
2 -	24.261	150.1	27.964	118.1	19.260	129.8	26.911	138.0	1:38.396	98.49	2.027	10:18:27.834
3 -	23.872	150.8	27.386	116.9	18.991	130.0	26.759		1:37.008 (2)	99.90	0.639	10:20:04.842
4 -	24.111	150.8	28.032	115.9	19.128	132.8	26.865		1:38.136 (3)	98.75	1.767	10:21:42.978
5 -	25.095	145.5	28.918	115.1	19.727	129.0	27.289	137.5	1:41.029	95.92	4.660	10:23:24.007
6 -	24.047	151.8	28.205	107.5	20.107	122.4	IN PIT		1:46.438 P	91.05	10.069	10:25:10.445
7 -	OUTLAP	144.9	28.535	113.1	19.440	127.8	27.303		6:04.759	26.56	4:28.390	10:31:15.204
8 -	23.781	151.4	27.148	116.3	18.785	132.3	26.655	140.9	1:36.369 (1)	100.56		10:32:51.573
9 -	24.000	143.3	31.756	102.7	22.696	117.9	34.678		1:53.130	85.66	16.761	10:34:44.703
10 -	23.874	152.1	27.435	104.2	19.892	124.7	27.575		1:38.776	98.11	2.407	10:36:23.479

MCRCB BULLETIN TK125

2022 Bennetts British Superbike Championship - Round 9

2022 Pirelli National Superstock Championship with MotoNovo

QUALIFYING - SECTOR ANALYSIS



SECTOR 1 = FL to I1, SECTOR 2 = I1 to I2 SECTOR 3 = I2 to I3, SECTOR 4 = I3 to FL, DIFF = Difference To Personal Best Lap, P = Crossed Finish Line in Pit Lane, D = Time Disallowed

P5		3		Billy McCONNELL				Honda - C&L Fairburn Properties / Jackson Racing						
IDEAL LAP TIME : 1:36.450		BEST LAP TIME : 1:36.450		DIFFERENCE : 0.000										
LAP	SECTOR 1	SECTOR 2	SECTOR 3	SECTOR 4	LAP TIME	MPH	DIFF	TIME OF DAY						
1 -	OUTLAP	146.5	29.688	110.0	19.900	128.0	27.479	139.2			10:18:13.088			
2 -	25.007	144.6	28.304	114.3	19.375	124.9	27.406	140.9	1:40.092	(3)	96.82	3.642	10:19:53.180	
3 -	24.408	151.1	27.879	115.1	19.168	129.0	26.751	141.8	1:38.206	(2)	98.68	1.756	10:21:31.386	
4 -	25.126	147.1	29.368	105.6	20.033	127.3	IN PIT		1:48.358	P	89.43	11.908	10:23:19.744	
5 -	OUTLAP	127.0	28.948	109.1	19.643	124.5	28.215	141.2	5:26.381			29.69	3:49.931	10:28:46.125
6 -	23.799	151.4	27.167	115.9	18.871	129.5	26.613	141.8	1:36.450	(1)	100.48			10:30:22.575
7 -	24.739	135.5	30.730	72.0	21.814	112.4	28.125	143.0	1:45.408			91.94	8.958	10:32:07.983
8 -	24.250	142.1	30.046	112.5	20.958	107.3	IN PIT		1:49.484	P	88.51	13.034	10:33:57.467	

P6		4		Dan LINFOOT				Honda - Optimum Bikes Racing						
IDEAL LAP TIME : 1:36.694		BEST LAP TIME : 1:36.694		DIFFERENCE : 0.000										
LAP	SECTOR 1	SECTOR 2	SECTOR 3	SECTOR 4	LAP TIME	MPH	DIFF	TIME OF DAY						
1 -	OUTLAP	139.8	30.169	111.4	20.729	125.4	28.491	138.6			10:17:25.631			
2 -	24.525	152.8	28.023	115.1	19.326	129.3	27.157	141.2	1:39.031	(3)	97.86	2.337	10:19:04.662	
3 -	24.237	149.4	28.568	116.9	20.961	123.5	32.917	138.6	1:46.683			90.84	9.989	10:20:51.345
4 -	24.234	154.6	28.212	116.9	21.558	98.1	30.315	139.5	1:44.319			92.90	7.625	10:22:35.664
5 -	23.991	154.9	27.680	116.1	19.147	131.0	26.660	142.4	1:37.478	(2)	99.42	0.784	10:24:13.142	
6 -	25.324	141.5	29.636	112.7	20.309	123.3	IN PIT		1:50.534	P	87.67	13.840	10:26:03.676	
7 -	OUTLAP	150.1	29.165	115.1	19.609	129.0	27.022	140.9	6:00.480			26.88	4:23.786	10:32:04.156
8 -	23.825	153.5	27.395	118.1	19.019	132.1	26.455	143.7	1:36.694	(1)	100.22			10:33:40.850
9 -	27.836	132.8	29.262	118.1	19.456	129.8	27.144	140.3	1:43.698			93.45	7.004	10:35:24.548

P7		40		Joe FRANCIS				Kawasaki - Stauff Fluid Power Kawasaki						
IDEAL LAP TIME : 1:36.773		BEST LAP TIME : 1:36.773		DIFFERENCE : 0.000										
LAP	SECTOR 1	SECTOR 2	SECTOR 3	SECTOR 4	LAP TIME	MPH	DIFF	TIME OF DAY						
1 -	OUTLAP	145.8	28.899	113.7	19.723	129.3	27.466	140.1			10:17:26.699			
2 -	24.172	150.4	28.022	113.9	19.309	128.3	26.816	140.9	1:38.319	(2)	98.56	1.546	10:19:05.018	
3 -	24.031	151.1	28.670	117.5	19.990	130.5	27.307	140.1	1:39.998			96.91	3.225	10:20:45.016
4 -	24.764	147.4	28.230	114.3	19.290	127.8	27.148	134.2	1:39.432	(3)	97.46	2.659	10:22:24.448	
5 -	24.427	144.6	28.316	110.9	19.554	124.5	IN PIT		1:45.864	P	91.54	9.091	10:24:10.312	
6 -	OUTLAP	121.7	29.490	112.2	19.962	124.0	27.054	138.9	10:08.745			15.92	8:31.972	10:34:19.057
7 -	23.879	149.4	27.390	113.1	18.975	128.3	26.529	138.9	1:36.773	(1)	100.14			10:35:55.830

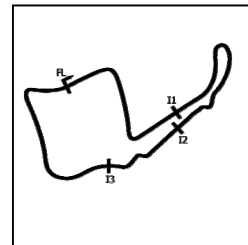
P8		8		Lewis ROLLO				Honda - Milenco by Padgetts Motorcycles						
IDEAL LAP TIME : 1:37.025		BEST LAP TIME : 1:37.053		DIFFERENCE : 0.028										
LAP	SECTOR 1	SECTOR 2	SECTOR 3	SECTOR 4	LAP TIME	MPH	DIFF	TIME OF DAY						
1 -	OUTLAP	138.0	30.070	111.6	20.423	129.0	27.808	137.2			10:18:06.984			
2 -	24.360	151.4	27.972	114.9	19.272	130.5	26.888	139.2	1:38.492			98.39	1.439	10:19:45.476
3 -	23.967	152.5	27.612	115.9	19.414	130.8	27.240	139.5	1:38.233			98.65	1.180	10:21:23.709
4 -	24.079	151.1	27.755	115.5	19.150	131.5	26.808	138.6	1:37.792			99.10	0.739	10:23:01.501
5 -	24.114	152.5	27.529	115.5	19.211	131.5	26.670	138.9	1:37.524	(3)	99.37	0.471	10:24:39.025	
6 -	25.814	145.2	28.753	111.8	20.218	126.8	IN PIT		1:49.707	P	88.33	12.654	10:26:28.732	
7 -	OUTLAP	138.6	29.069	113.7	19.643	126.8	27.875	140.6	3:04.775			52.44	1:27.722	10:29:33.507
8 -	23.845	151.1	27.539	115.9	19.078	132.3	26.591	140.1	1:37.053	(1)	99.85			10:31:10.560
9 -	23.905	151.4	27.511	109.6	19.262	131.3	28.781	139.5	1:39.459			97.44	2.406	10:32:50.019
10 -	23.999	151.1	27.595	114.1	19.129	133.1	26.626	139.8	1:37.349	(2)	99.55	0.296	10:34:27.368	
11 -	26.311	140.1	29.113	112.7	19.715	129.0	27.143	138.3	1:42.282			94.75	5.229	10:36:09.650

MCRCB BULLETIN TK125

2022 Bennetts British Superbike Championship - Round 9

2022 Pirelli National Superstock Championship with MotoNovo

QUALIFYING - SECTOR ANALYSIS



SECTOR 1 = FL to I1, SECTOR 2 = I1 to I2 SECTOR 3 = I2 to I3, SECTOR 4 = I3 to FL, DIFF = Difference To Personal Best Lap, P = Crossed Finish Line in Pit Lane, D = Time Disallowed

P9 23		Luke HEDGER				Suzuki - SBR / Cheney Racing						
IDEAL LAP TIME : 1:37.108		BEST LAP TIME : 1:37.257				DIFFERENCE : 0.149						
LAP	SECTOR 1	SECTOR 2		SECTOR 3		SECTOR 4		LAP TIME	MPH	DIFF	TIME OF DAY	
1 -	OUTLAP	147.4	29.556	114.9	19.770	124.7	27.683	138.6			10:16:44.434	
2 -	24.692	143.0	28.238	116.9	19.252	128.0	27.058	140.3	1:39.240	97.65	1.983	10:18:23.674
3 -	24.331	149.4	27.925	115.9	19.256	128.0	26.951	140.6	1:38.463	98.42	1.206	10:20:02.137
4 -	25.869	146.5	30.605	100.1	20.396	125.4	IN PIT		1:52.120 P	86.43	14.863	10:21:54.257
5 -	OUTLAP	149.7	28.971	119.1	19.535	130.5	27.214	140.1	7:42.817	20.93	6:05.560	10:29:37.074
6 -	24.236	151.8	27.693	117.5	19.210	132.3	27.266	142.7	1:38.405 (3)	98.48	1.148	10:31:15.479
7 -	24.147	151.1	27.515	118.5	19.004	133.1	26.591	142.1	1:37.257 (1)	99.64		10:32:52.736
8 -	24.086	152.5	29.385	95.8	23.939	92.0	28.313	141.5	1:45.723	91.66	8.466	10:34:38.459
9 -	24.013	150.4	27.661	117.3	19.056	131.3	26.835	140.9	1:37.565 (2)	99.33	0.308	10:36:16.024

P10 57		Levi DAY				Suzuki - Powerslide Motorcycles Racing						
IDEAL LAP TIME : 1:37.435		BEST LAP TIME : 1:37.435				DIFFERENCE : 0.000						
LAP	SECTOR 1	SECTOR 2		SECTOR 3		SECTOR 4		LAP TIME	MPH	DIFF	TIME OF DAY	
1 -	OUTLAP	124.0	33.286	110.0	21.435	121.5	28.780	138.3			10:17:02.441	
2 -	24.901	150.1	28.482	118.1	20.327	127.8	27.981	138.3	1:41.691	95.30	4.256	10:18:44.132
3 -	25.006	150.8	28.048	112.5	19.488	130.3	27.234	140.6	1:39.776	97.13	2.341	10:20:23.908
4 -	26.439	136.6	31.226	98.8	22.137	108.7	IN PIT		1:56.680 P	83.05	19.245	10:22:20.588
5 -	OUTLAP	124.5	31.175	88.0	20.954	129.8	27.540	136.9	4:40.332	34.57	3:02.897	10:27:00.920
6 -	24.368	149.7	27.796	115.3	19.232	131.3	27.022	139.5	1:38.418 (3)	98.47	0.983	10:28:39.338
7 -	24.082	150.4	27.827	116.5	19.149	131.5	26.767	140.6	1:37.825 (2)	99.06	0.390	10:30:17.163
8 -	30.096	74.3	31.153	113.1	19.646	132.8	27.162	140.9	1:48.057	89.68	10.622	10:32:05.220
9 -	24.034	151.8	27.640	117.7	19.054	133.6	26.707	141.5	1:37.435 (1)	99.46		10:33:42.655
10 -	24.576	141.5	31.937	111.1	19.518	131.8	27.197	140.6	1:43.228	93.88	5.793	10:35:25.883

P11 27		Bjorn ESTMENT				Suzuki - Specsavers Suzuki by Hawk Racing						
IDEAL LAP TIME : 1:37.260		BEST LAP TIME : 1:37.459				DIFFERENCE : 0.199						
LAP	SECTOR 1	SECTOR 2		SECTOR 3		SECTOR 4		LAP TIME	MPH	DIFF	TIME OF DAY	
1 -	OUTLAP	141.5	32.406	106.3	22.179	120.2	30.037	136.3			10:17:12.081	
2 -	25.321	150.8	29.170	114.5	20.270	120.9	32.613	137.5	1:47.374 (3)	90.25	9.915	10:18:59.455
3 -	24.716	152.1	28.657	115.7	19.884	127.5	27.420	135.0	1:40.677 (2)	96.26	3.218	10:20:40.132
4 -	27.598	116.9	35.634	110.1	20.178	125.9	IN PIT		1:57.977 P	82.14	20.518	10:22:38.109
5 -	OUTLAP	77.5	36.665	69.5	23.542	126.6	IN PIT		9:08.911 P	17.65	7:31.452	10:31:47.020
6 -	OUTLAP	148.4	28.307	114.5	19.373	130.3	26.956	140.6	1:50.074	88.04	12.615	10:33:37.094
7 -	24.058	149.7	27.588	115.1	19.213	130.0	26.600	140.6	1:37.459 (1)	99.43		10:35:14.553

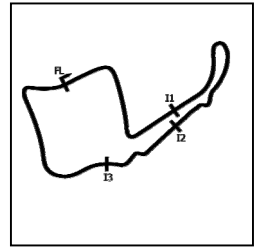
P12 55		Ash BEECH				Honda - Jones Dorling Racing						
IDEAL LAP TIME : 1:36.978		BEST LAP TIME : 1:37.460				DIFFERENCE : 0.482						
LAP	SECTOR 1	SECTOR 2		SECTOR 3		SECTOR 4		LAP TIME	MPH	DIFF	TIME OF DAY	
1 -	OUTLAP	127.3	34.806	89.1	25.612	114.3	30.713	127.0			10:17:09.094	
2 -	30.467	124.5	30.714	111.1	21.510	116.7	28.301	140.1	1:50.992	87.31	13.532	10:19:00.086
3 -	27.716	82.9	31.894	116.3	19.928	126.6	28.183	140.1	1:47.721	89.96	10.261	10:20:47.807
4 -	24.241	153.5	28.168	117.3	19.845	129.3	27.132	143.3	1:39.386	97.51	1.926	10:22:27.193
5 -	24.081	151.4	27.896	117.7	19.467	132.1	26.649	141.5	1:38.093 (3)	98.79	0.633	10:24:05.286
6 -	24.114	153.5	27.800	113.9	19.257	132.8	IN PIT		1:44.923 P	92.36	7.463	10:25:50.209
7 -	OUTLAP	77.4	38.473	71.2	25.402	124.2	28.083	139.8	5:52.308	27.50	4:14.848	10:31:42.517
8 -	25.427	132.6	29.889	99.1	21.366	133.1	26.792	143.0	1:43.474	93.65	6.014	10:33:25.991
9 -	24.022	149.7	27.915	117.1	19.085	133.1	26.438	142.1	1:37.460 (1)	99.43		10:35:03.451
10 -	23.879	153.2	27.576	112.5	19.380	132.6	26.643	141.2	1:37.478 (2)	99.42	0.018	10:36:40.929

MCRCB BULLETIN TK125

2022 Bennetts British Superbike Championship - Round 9

2022 Pirelli National Superstock Championship with MotoNovo

QUALIFYING - SECTOR ANALYSIS



SECTOR 1 = FL to I1, SECTOR 2 = I1 to I2 SECTOR 3 = I2 to I3, SECTOR 4 = I3 to FL, DIFF = Difference To Personal Best Lap, P = Crossed Finish Line in Pit Lane, D = Time Disallowed

P13 51		Brayden ELLIOTT				Honda - CFS Filtration No Bull Racing						
IDEAL LAP TIME : 1:37.546		BEST LAP TIME : 1:37.546				DIFFERENCE : 0.000						
LAP	SECTOR 1	SECTOR 2		SECTOR 3		SECTOR 4		LAP TIME	MPH	DIFF	TIME OF DAY	
1 -	OUTLAP	113.1	30.419	112.9	20.577	125.4	27.481	140.1			10:18:08.097	
2 -	24.229	147.8	27.908	116.7	19.382	129.5	27.030	140.9	1:38.549 (3)	98.33	1.003	10:19:46.646
3 -	24.151	147.1	27.787	117.3	19.299	129.0	27.208	140.3	1:38.445 (2)	98.44	0.899	10:21:25.091
4 -	24.162	147.1	27.720	118.9	19.441	127.0	27.302	140.3	1:38.625	98.26	1.079	10:23:03.716
5 -	26.568	126.8	29.805	111.8	19.976	124.2	IN PIT		1:50.542 P	87.67	12.996	10:24:54.258
6 -	OUTLAP	145.8	28.953	115.3	19.503	126.3	27.406	139.5	5:41.689	28.36	4:04.143	10:30:35.947
7 -	24.004	145.8	27.584	116.1	19.091	129.0	26.867	141.8	1:37.546 (1)	99.35		10:32:13.493
8 -	27.014	115.7	29.105	114.5	19.946	119.4	IN PIT		1:49.200 P	88.74	11.654	10:34:02.693

P14 44		Jack NIXON				BMW - FHO Racing with Kobelco						
IDEAL LAP TIME : 1:37.597		BEST LAP TIME : 1:37.597				DIFFERENCE : 0.000						
LAP	SECTOR 1	SECTOR 2		SECTOR 3		SECTOR 4		LAP TIME	MPH	DIFF	TIME OF DAY	
1 -	OUTLAP	142.7	29.530	113.3	20.791	102.2	28.519	136.6			10:17:45.278	
2 -	25.146	148.4	29.086	114.9	19.773	127.8	27.542	137.5	1:41.547	95.43	3.950	10:19:26.825
3 -	24.601	149.7	28.188	116.5	19.593	127.8	27.364	135.5	1:39.746 (3)	97.15	2.149	10:21:06.571
4 -	24.672	150.1	28.014	116.1	19.460	127.0	27.633	136.3	1:39.779	97.12	2.182	10:22:46.350
5 -	24.948	145.2	29.528	111.8	20.623	115.9	IN PIT		1:52.091 P	86.45	14.494	10:24:38.441
6 -	OUTLAP	110.1	31.664	110.0	31.108	128.3	27.123	140.1	8:48.496	18.33	7:10.899	10:33:26.937
7 -	24.686	148.7	28.078	116.5	19.704	130.0	26.963	138.0	1:39.431 (2)	97.46	1.834	10:35:06.368
8 -	24.068	150.8	27.647	116.9	19.180	130.5	26.702	139.2	1:37.597 (1)	99.29		10:36:43.965

P15 14		Tim NEAVE				Yamaha - Edwards Yamaha						
IDEAL LAP TIME : 1:37.388		BEST LAP TIME : 1:37.651				DIFFERENCE : 0.263						
LAP	SECTOR 1	SECTOR 2		SECTOR 3		SECTOR 4		LAP TIME	MPH	DIFF	TIME OF DAY	
1 -	OUTLAP	91.3	33.540	110.1	23.815	110.1	28.843	138.3			10:17:27.041	
2 -	24.724	151.4	28.363	112.9	19.558	128.3	26.974	141.2	1:39.619 (3)	97.28	1.968	10:19:06.660
3 -	24.164	150.8	28.610	109.8	20.015	121.1	IN PIT		1:49.094 P	88.83	11.443	10:20:55.754
4 -	OUTLAP	146.5	29.888	113.9	19.753	128.8	27.523	135.5	6:45.827	23.88	5:08.176	10:27:41.581
5 -	24.277	147.4	27.608	115.1	19.122	130.3	26.873	138.3	1:37.880 (2)	99.01	0.229	10:29:19.461
6 -	23.968	149.1	27.630	113.9	19.363	129.5	26.690	138.9	1:37.651 (1)	99.24		10:30:57.112
7 -	26.972	132.8	33.172	107.5	22.537	83.2	IN PIT		2:01.948 P	79.47	24.297	10:32:59.060

P16 18		Shaun WINFIELD				Honda - TAG Racing Honda						
IDEAL LAP TIME : 1:37.515		BEST LAP TIME : 1:37.690				DIFFERENCE : 0.175						
LAP	SECTOR 1	SECTOR 2		SECTOR 3		SECTOR 4		LAP TIME	MPH	DIFF	TIME OF DAY	
1 -	OUTLAP	99.5	33.290	101.3	21.871	122.4	28.426	138.9			10:17:01.841	
2 -	24.567	150.4	29.031	113.7	30.791	108.7	IN PIT		2:01.577 P	79.71	23.887	10:19:03.418
3 -	OUTLAP	149.1	29.785	114.7	19.742	129.5	27.386	138.9	1:54.597	84.56	16.907	10:20:58.015
4 -	24.520	150.4	28.329	116.1	19.485	131.3	27.319	139.8	1:39.653 (2)	97.25	1.963	10:22:37.668
5 -	24.865	147.8	28.789	113.7	19.715	128.0	IN PIT		1:48.662 P	89.18	10.972	10:24:26.330
6 -	OUTLAP	147.8	28.907	114.3	19.663	131.5	27.032	140.3	7:38.035	21.15	6:00.345	10:32:04.365
7 -	24.146	151.1	27.515	117.9	19.187	133.9	26.842	139.5	1:37.690 (1)	99.20		10:33:42.055
8 -	25.691	128.3	29.815	106.3	20.061	132.3	27.062	140.6	1:42.629 (3)	94.43	4.939	10:35:24.684

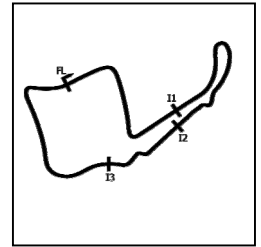
P17 5		Richard KERR				Honda - AMD Motorsport						
IDEAL LAP TIME : 1:37.604		BEST LAP TIME : 1:37.798				DIFFERENCE : 0.194						
LAP	SECTOR 1	SECTOR 2		SECTOR 3		SECTOR 4		LAP TIME	MPH	DIFF	TIME OF DAY	
1 -	OUTLAP	143.0	29.790	113.1	21.745	96.8	31.431	139.5			10:17:51.636	
2 -	24.272	151.4	27.763	116.1	19.233	125.9	27.341	140.6	1:38.609	98.28	0.811	10:19:30.245
3 -	23.986	152.5	27.744	117.1	19.124	124.5	27.144	140.3	1:37.998 (3)	98.89	0.200	10:21:08.243
4 -	23.848	153.9	27.641	119.6	19.161	128.0	27.148	135.8	1:37.798 (1)	99.09		10:22:46.041
5 -	28.214	114.1	30.901	111.8	20.541	120.4	IN PIT		1:56.523 P	83.17	18.725	10:24:42.564
6 -	OUTLAP	141.5	28.943	113.5	22.177	104.8	34.353	139.5	6:08.187	26.32	4:30.389	10:30:50.751
7 -	24.075	152.1	27.574	116.5	19.038	127.8	27.301	133.9	1:37.988 (2)	98.90	0.190	10:32:28.739
8 -	30.091	100.1	30.547	113.5	20.944	101.2	31.224	139.5	1:52.806	85.91	15.008	10:34:21.545
9 -	24.688	145.2	29.629	112.5	20.151	120.6	27.450	136.9	1:41.918	95.08	4.120	10:36:03.463

MCRCB BULLETIN TK125

2022 Bennetts British Superbike Championship - Round 9

2022 Pirelli National Superstock Championship with MotoNovo

QUALIFYING - SECTOR ANALYSIS



SECTOR 1 = FL to I1, SECTOR 2 = I1 to I2 SECTOR 3 = I2 to I3, SECTOR 4 = I3 to FL, DIFF = Difference To Personal Best Lap, P = Crossed Finish Line in Pit Lane, D = Time Disallowed

P18 24		Conor CUMMINS				Honda - Milenco by Padgetts Motorcycles			
IDEAL LAP TIME : 1:37.935		BEST LAP TIME : 1:38.302				DIFFERENCE : 0.367			
LAP	SECTOR 1	SECTOR 2	SECTOR 3	SECTOR 4	LAP TIME	MPH	DIFF	TIME OF DAY	
1 -	OUTLAP	128.5	32.085	110.0	21.297	126.6	28.382	138.0	10:18:00.831
2 -	25.556	142.4	29.434	114.1	19.751	128.0	27.364	138.6	1:42.105 94.91 3.803 10:19:42.936
3 -	24.881	146.5	28.744	112.2	19.717	127.5	27.228	139.5	1:40.570 (3) 96.36 2.268 10:21:23.506
4 -	24.862	149.4	28.327	115.9	19.542	128.5	IN PIT		1:47.296 P 90.32 8.994 10:23:10.802
5 -	OUTLAP	145.8	29.437	116.1	19.591	132.6	27.126	141.8	6:22.945 25.30 4:44.643 10:29:33.747
6 -	24.384	150.1	28.034	116.1	19.223	130.3	26.661	140.9	1:38.302 (1) 98.58 10:31:12.049
7 -	24.135	151.4	27.997	114.5	19.320	130.8	26.887	139.5	1:38.339 (2) 98.54 0.037 10:32:50.388
8 -	24.054	151.8	28.532	116.1	19.587	130.3	38.319	132.3	1:50.492 87.71 12.190 10:34:40.880
9 -	35.555	55.5	36.036	67.9	22.504	130.8	26.830	138.3	2:00.925 80.14 22.623 10:36:41.805

P19 19		Joe TALBOT				Kawasaki - Cheshire Mouldings Kawasaki by JR Performance			
IDEAL LAP TIME : 1:38.257		BEST LAP TIME : 1:38.659				DIFFERENCE : 0.402			
LAP	SECTOR 1	SECTOR 2	SECTOR 3	SECTOR 4	LAP TIME	MPH	DIFF	TIME OF DAY	
1 -	OUTLAP	142.1	30.276	113.5	19.968	128.3	28.456	136.3	10:16:53.982
2 -	25.126	147.8	28.701	112.7	19.480	130.8	27.531	138.3	1:40.838 96.10 2.179 10:18:34.820
3 -	24.858	146.2	28.311	116.1	19.464	128.8	27.368	138.3	1:40.001 96.91 1.342 10:20:14.821
4 -	24.718	149.1	28.018	116.3	19.443	131.3	27.324	137.5	1:39.503 (3) 97.39 0.844 10:21:54.324
5 -	27.789	138.6	30.087	73.5	30.388	125.4	IN PIT		2:06.650 P 76.52 27.991 10:24:00.974
6 -	OUTLAP	149.1	29.391	113.1	20.221	112.0	34.585	140.3	6:50.223 23.62 5:11.564 10:30:51.197
7 -	24.561	148.4	27.934	115.1	19.160	131.5	27.004	138.9	1:38.659 (1) 98.23 10:32:29.856
8 -	26.422	127.0	29.777	111.1	29.714	127.5	28.386	139.2	1:54.299 84.78 15.640 10:34:24.155
9 -	24.682	149.1	28.037	117.1	19.239	125.9	27.503	140.9	1:39.461 (2) 97.43 0.802 10:36:03.616

P20 2		TJ TOMS				Kawasaki - Platform Hire Racing			
IDEAL LAP TIME : 1:38.719		BEST LAP TIME : 1:38.876				DIFFERENCE : 0.157			
LAP	SECTOR 1	SECTOR 2	SECTOR 3	SECTOR 4	LAP TIME	MPH	DIFF	TIME OF DAY	
1 -	OUTLAP	145.2	30.563	111.4	20.764	127.0	28.078	138.3	10:16:51.696
2 -	24.895	148.1	28.761	114.1	19.732	129.0	27.602	137.2	1:40.990 95.96 2.114 10:18:32.686
3 -	24.532	148.7	28.370	115.1	19.443	130.8	27.488	138.0	1:39.833 (3) 97.07 0.957 10:20:12.519
4 -	24.901	146.2	28.835	112.9	19.787	129.0	27.882	136.3	1:41.405 95.57 2.529 10:21:53.924
5 -	24.660	145.8	28.277	115.3	19.573	129.0	IN PIT		1:49.085 P 88.84 10.209 10:23:43.009
6 -	OUTLAP	148.1	28.857	113.1	19.753	128.3	27.670	136.9	6:07.338 26.38 4:28.462 10:29:50.347
7 -	24.634	146.8	29.538	111.8	19.763	129.8	27.746	137.7	1:41.681 95.31 2.805 10:31:32.028
8 -	24.492	147.4	28.200	114.9	19.477	130.8	27.466	138.9	1:39.635 (2) 97.26 0.759 10:33:11.663
9 -	24.274	149.1	27.852	115.5	19.323	130.3	27.427	138.6	1:38.876 (1) 98.01 10:34:50.539
10 -	24.125	148.1	27.844	114.3	19.418	131.3	IN PIT		1:46.233 P 91.22 7.357 10:36:36.772

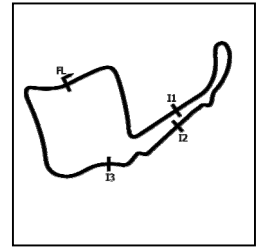
P21 20		Tom OLIVER				Aprilia - IN Competition / Aprilia			
IDEAL LAP TIME : 1:38.764		BEST LAP TIME : 1:38.948				DIFFERENCE : 0.184			
LAP	SECTOR 1	SECTOR 2	SECTOR 3	SECTOR 4	LAP TIME	MPH	DIFF	TIME OF DAY	
1 -	OUTLAP	132.1	33.012	112.7	21.646	124.5	28.545	138.0	10:17:02.633
2 -	24.958	149.1	28.667	115.3	31.010	121.3	31.781	137.5	1:56.416 83.24 17.468 10:18:59.049
3 -	24.762	148.7	28.734	115.7	28.792	124.7	27.613	140.9	1:49.901 88.18 10.953 10:20:48.950
4 -	24.574	149.1	28.609	114.9	19.824	129.3	27.274	141.8	1:40.281 (3) 96.64 1.333 10:22:29.231
5 -	24.484	147.8	28.493	114.1	19.837	128.5	27.278	139.2	1:40.092 (2) 96.82 1.144 10:24:09.323
6 -	25.161	141.5	30.116	113.3	20.866	114.5	IN PIT		1:57.075 P 82.77 18.127 10:26:06.398
7 -	OUTLAP	144.9	29.163	110.1	19.858	129.3	27.946	141.2	5:14.135 30.85 3:35.187 10:31:20.533
8 -	24.225	150.1	28.109	115.5	19.503	130.0	27.111	140.3	1:38.948 (1) 97.94 10:32:59.481
9 -	24.966	135.8	30.766	112.5	19.791	128.8	28.211	141.8	1:43.734 93.42 4.786 10:34:43.215
10 -	24.179	151.4	28.430	99.4	20.243	126.6	27.553	142.1	1:40.405 96.52 1.457 10:36:23.620

MCRCB BULLETIN TK125

2022 Bennetts British Superbike Championship - Round 9

2022 Pirelli National Superstock Championship with MotoNovo

QUALIFYING - SECTOR ANALYSIS



SECTOR 1 = FL to I1, SECTOR 2 = I1 to I2 SECTOR 3 = I2 to I3, SECTOR 4 = I3 to FL, DIFF = Difference To Personal Best Lap, P = Crossed Finish Line in Pit Lane, D = Time Disallowed

P22 6		Craig NEVE				BMW - CN Racing						
IDEAL LAP TIME : 1:38.414		BEST LAP TIME : 1:38.977				DIFFERENCE : 0.563						
LAP	SECTOR 1	SECTOR 2		SECTOR 3		SECTOR 4		LAP TIME	MPH	DIFF	TIME OF DAY	
1 -	OUTLAP	139.5	30.659	114.9	20.087	125.6	27.817	139.2			10:16:47.966	
2 -	25.044	147.1	28.563	113.9	19.822	128.3	27.208	138.3	1:40.637 (3)	96.29	1.660	10:18:28.603
3 -	24.369	148.1	28.290	116.1	19.481	130.0	26.895	139.5	1:39.035 (2)	97.85	0.058	10:20:07.638
4 -	24.337	147.8	29.399	111.8	19.589	126.3		IN PIT	1:48.726 P	89.13	9.749	10:21:56.364
5 -	OUTLAP	144.9	29.145	115.3	20.134	127.5	27.367	139.8	8:41.049	18.59	7:02.072	10:30:37.413
6 -	24.319	149.7	28.202	112.7	19.310	128.5	27.146	140.1	1:38.977 (1)	97.91		10:32:16.390
7 -	26.875	70.4	38.488	97.2	21.898	117.3	27.681	138.9	1:54.942	84.31	15.965	10:34:11.332
8 -	27.566	89.2	33.087	114.3	19.305	130.0	26.832	139.5	1:46.790	90.75	7.813	10:35:58.122

P23 30		Rob McNEALY				BMW - McNealy Brown						
IDEAL LAP TIME : 1:38.914		BEST LAP TIME : 1:38.985				DIFFERENCE : 0.071						
LAP	SECTOR 1	SECTOR 2		SECTOR 3		SECTOR 4		LAP TIME	MPH	DIFF	TIME OF DAY	
1 -	OUTLAP	126.1	34.639	98.3	22.870	118.9	29.032	137.5			10:17:05.004	
2 -	24.898	148.4	28.675	113.9	20.071	127.0	28.033	136.3	1:41.677	95.31	2.692	10:18:46.681
3 -	24.800	146.5	29.203	105.1	20.059	125.6	27.816	138.3	1:41.878	95.12	2.893	10:20:28.559
4 -	24.513	146.5	28.495	112.7	19.720	127.3	27.710	139.8	1:40.438 (3)	96.49	1.453	10:22:08.997
5 -	25.437	141.5	29.447	111.1	20.488	121.1		IN PIT	1:54.912 P	84.33	15.927	10:24:03.909
6 -	OUTLAP	101.9	29.427	113.1	20.426	119.1	28.563	139.2	8:04.739	19.99	6:25.754	10:32:08.648
7 -	24.258	145.5	28.089	110.0	19.674	128.0	27.211	138.9	1:39.232 (2)	97.66	0.247	10:33:47.880
8 -	24.250	149.1	28.130	116.1	19.364	129.5	27.241	141.2	1:38.985 (1)	97.90		10:35:26.865

P24 77		Brent HARRAN				Honda - Optimum Bikes Racing						
IDEAL LAP TIME : 1:38.601		BEST LAP TIME : 1:39.089				DIFFERENCE : 0.488						
LAP	SECTOR 1	SECTOR 2		SECTOR 3		SECTOR 4		LAP TIME	MPH	DIFF	TIME OF DAY	
1 -	OUTLAP	138.9	30.251	112.7	20.680	126.1	28.550	138.9			10:17:25.914	
2 -	24.484	151.1	28.380	114.3	19.808	131.0	27.381	140.9	1:40.053 (3)	96.86	0.964	10:19:05.967
3 -	24.248	151.4	28.549	115.3	19.815	118.3	27.658	139.2	1:40.270	96.65	1.181	10:20:46.237
4 -	24.589	150.1	28.801	113.3	20.328	127.3	27.469	140.9	1:41.187	95.77	2.098	10:22:27.424
5 -	24.154	152.1	28.211	114.1	19.553	130.5	27.171	140.9	1:39.089 (1)	97.80		10:24:06.513
6 -	25.932	134.7	31.422	106.3	21.235	117.1		IN PIT	1:58.891 P	81.51	19.802	10:26:05.404
7 -	OUTLAP	150.1	29.099	115.3	19.848	126.1	27.578	139.2	7:41.633	20.99	6:02.544	10:33:47.037
8 -	24.512	150.4	28.349	114.1	19.448	128.8	27.242	140.3	1:39.551 (2)	97.35	0.462	10:35:26.588

P25 99		Ben LUXTON				BMW - Team XG Racing						
IDEAL LAP TIME : 1:39.050		BEST LAP TIME : 1:39.115				DIFFERENCE : 0.065						
LAP	SECTOR 1	SECTOR 2		SECTOR 3		SECTOR 4		LAP TIME	MPH	DIFF	TIME OF DAY	
1 -	OUTLAP	129.0	32.568	82.8	22.536	120.4	28.989	140.1			10:17:02.803	
2 -	25.329	146.5	28.464	116.5	20.364	121.3	33.442	140.6	1:47.599	90.06	8.484	10:18:50.402
3 -	25.083	143.3	28.583	116.5	20.649	124.0	28.200	135.5	1:42.515 (3)	94.53	3.400	10:20:32.917
4 -	28.584	135.8	31.713	82.5	21.859	117.7		IN PIT	1:59.509 P	81.09	20.394	10:22:32.426
5 -	OUTLAP	112.4	31.595	109.2	31.238	126.1	27.328	140.3	10:55.245	14.79	9:16.130	10:33:27.671
6 -	24.700	149.7	27.973	117.5	19.501	128.5	27.168	138.6	1:39.342 (2)	97.55	0.227	10:35:07.013
7 -	24.765	148.7	27.870	115.5	19.461	131.0	27.019	142.1	1:39.115 (1)	97.77		10:36:46.128

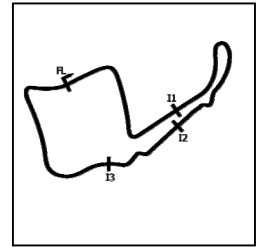
P26 59		Matt TRUELOVE				Aprilia - IN Competition / Aprilia						
IDEAL LAP TIME : 1:39.037		BEST LAP TIME : 1:39.163				DIFFERENCE : 0.126						
LAP	SECTOR 1	SECTOR 2		SECTOR 3		SECTOR 4		LAP TIME	MPH	DIFF	TIME OF DAY	
1 -	OUTLAP	143.0	30.827	111.6	20.642	123.3	28.529	137.7			10:16:49.832	
2 -	24.815	148.7	29.090	112.9	19.855	125.2	27.508	137.5	1:41.268	95.69	2.105	10:18:31.100
3 -	24.504	152.8	28.569	111.4	19.775	127.8	27.298	139.2	1:40.146	96.77	0.983	10:20:11.246
4 -	24.639	151.1	29.025	111.1	19.904	126.6	27.907	126.6	2:59.873	53.87	1:20.710	10:23:11.119
5 -	26.184	138.3	30.422	110.0	19.881	126.1		IN PIT	1:52.362 P	86.25	13.199	10:25:03.481
6 -	OUTLAP	113.5	30.128	107.5	19.920	127.3	27.536	138.0	5:18.173	30.45	3:39.010	10:30:21.654
7 -	24.436	151.1	28.503	111.6	19.481	125.9	27.182	137.7	1:39.602 (3)	97.30	0.439	10:32:01.256
8 -	24.270	152.5	28.383	110.3	19.667	126.3	27.037	139.2	1:39.357 (2)	97.54	0.194	10:33:40.613
9 -	24.346	153.2	28.278	112.7	19.452	127.8	27.087	139.8	1:39.163 (1)	97.73		10:35:19.776

MCRCB BULLETIN TK125

2022 Bennetts British Superbike Championship - Round 9

2022 Pirelli National Superstock Championship with MotoNovo

QUALIFYING - SECTOR ANALYSIS



SECTOR 1 = FL to I1, SECTOR 2 = I1 to I2 SECTOR 3 = I2 to I3, SECTOR 4 = I3 to FL, DIFF = Difference To Personal Best Lap, P = Crossed Finish Line in Pit Lane, D = Time Disallowed

P27 94		Max STANTON				BMW - PHR Performance						
IDEAL LAP TIME : 1:39.114		BEST LAP TIME : 1:39.469				DIFFERENCE : 0.355						
LAP	SECTOR 1	SECTOR 2		SECTOR 3		SECTOR 4		LAP TIME	MPH	DIFF	TIME OF DAY	
1 -	OUTLAP	135.5	33.763	114.3	22.807	122.0	30.660	134.4			10:17:07.300	
2 -	25.998	149.4	29.777	113.9	31.176	125.2	28.656	136.1	1:55.607	83.82	16.138	10:19:02.907
3 -	25.271	148.7	28.984	115.7	19.713	128.3	28.060	138.3	1:42.028 (3)	94.98	2.559	10:20:44.935
4 -	25.269	146.2	29.105	117.1	21.251	121.5	IN PIT		1:52.067 P	86.47	12.598	10:22:37.002
5 -	OUTLAP	141.5	30.618	113.7	20.852	127.0	28.672	140.3	7:09.524	22.56	5:30.055	10:29:46.526
6 -	24.589	148.1	28.316	117.5	19.315	132.1	27.249	139.5	1:39.469 (1)	97.43		10:31:25.995
7 -	24.234	147.4	28.500	113.1	1:07.641	115.7	28.532	138.6	2:28.907	65.08	49.438	10:33:54.902
8 -	24.741	153.2	28.760	118.5	19.412	130.8	27.934	136.9	1:40.847 (2)	96.09	1.378	10:35:35.749

P28 7		Kade VERWEY				BMW - Team XG Racing						
IDEAL LAP TIME : 1:39.587		BEST LAP TIME : 1:39.587				DIFFERENCE : 0.000						
LAP	SECTOR 1	SECTOR 2		SECTOR 3		SECTOR 4		LAP TIME	MPH	DIFF	TIME OF DAY	
1 -	OUTLAP	135.5	30.952	113.5	20.507	127.0	28.130	138.3			10:16:56.354	
2 -	25.682	150.4	29.137	114.7	20.003	129.8	27.672	140.3	1:42.494	94.55	2.907	10:18:38.848
3 -	25.059	148.7	28.877	114.9	19.919	131.0	27.418	141.8	1:41.273 (3)	95.69	1.686	10:20:20.121
4 -	24.647	149.1	28.546	113.1	19.933	129.8	27.690	136.6	1:40.816 (2)	96.12	1.229	10:22:00.937
5 -	24.797	148.4	28.539	112.4	19.952	130.5	IN PIT		1:47.917 P	89.80	8.330	10:23:48.854
6 -	OUTLAP	144.3	29.375	113.1	20.090	128.0	27.436	140.3	9:20.502	17.29	7:40.915	10:33:09.356
7 -	24.623	150.8	28.320	112.5	19.574	131.3	27.070	140.1	1:39.587 (1)	97.31		10:34:48.943
8 -	26.367	100.7	33.225	102.2	29.700	127.8	27.432	139.8	1:56.724	83.02	17.137	10:36:45.667

P29 15		Nathan HARRISON				Honda - Quayside Racing						
IDEAL LAP TIME : 1:39.390		BEST LAP TIME : 1:39.716				DIFFERENCE : 0.326						
LAP	SECTOR 1	SECTOR 2		SECTOR 3		SECTOR 4		LAP TIME	MPH	DIFF	TIME OF DAY	
1 -	OUTLAP	134.4	33.511	113.7	22.588	126.6	29.227	138.0			10:17:06.247	
2 -	25.216	149.1	29.548	113.3	20.614	127.3	28.089	138.6	1:43.467	93.66	3.751	10:18:49.714
3 -	25.105	149.4	28.973	112.5	20.318	129.0	28.570	130.8	1:42.966	94.12	3.250	10:20:32.680
4 -	25.972	145.2	30.713	112.2	20.581	126.6	IN PIT		1:53.809 P	85.15	14.093	10:22:26.489
5 -	OUTLAP	141.2	30.050	112.5	20.276	127.5	28.258	139.8	5:29.565	29.40	3:49.849	10:27:56.054
6 -	24.629	147.8	28.870	113.9	20.058	129.5	27.759	140.9	1:41.316	95.65	1.600	10:29:37.370
7 -	24.484	150.4	28.180	114.9	19.836	130.8	27.216	140.9	1:39.716 (1)	97.18		10:31:17.086
8 -	24.587	152.1	28.465	116.7	19.557	129.5	27.770	138.9	1:40.379 (3)	96.54	0.663	10:32:57.465
9 -	24.652	148.7	28.700	115.3	20.112	130.0	28.494	140.3	1:41.958	95.05	2.242	10:34:39.423
10 -	24.439	150.1	28.546	113.7	19.665	130.5	27.332	139.5	1:39.982 (2)	96.93	0.266	10:36:19.405

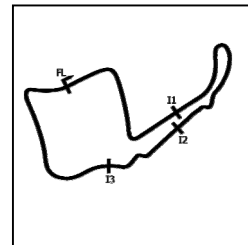
P30 39		Max MORGAN				Kawasaki - MSS Performance						
IDEAL LAP TIME : 1:40.853		BEST LAP TIME : 1:41.006				DIFFERENCE : 0.153						
LAP	SECTOR 1	SECTOR 2		SECTOR 3		SECTOR 4		LAP TIME	MPH	DIFF	TIME OF DAY	
1 -	OUTLAP	144.3	30.573	110.1	20.628	123.8	28.764	133.4			10:17:09.557	
2 -	25.563	145.8	29.392	111.2	20.394	124.5	28.074	133.9	1:43.423	93.70	2.417	10:18:52.980
3 -	25.091	150.1	29.140	112.5	19.998	124.0	27.886	132.3	1:42.115	94.90	1.109	10:20:35.095
4 -	24.836	144.9	30.753	110.9	20.592	123.3	IN PIT		1:52.174 P	86.39	11.168	10:22:27.269
5 -	OUTLAP	122.6	30.219	111.1	20.115	124.0	28.185	132.3	5:32.803	29.12	3:51.797	10:28:00.072
6 -	24.864	148.4	28.772	114.7	19.694	126.6	27.676	130.3	1:41.006 (1)	95.94		10:29:41.078
7 -	25.671	138.0	29.592	111.2	20.142	122.4	28.547	133.9	1:43.952	93.22	2.946	10:31:25.030
8 -	24.799	148.1	28.786	113.9	20.006	123.8	27.794	134.7	1:41.385 (3)	95.58	0.379	10:33:06.415
9 -	24.711	145.5	28.908	111.8	19.995	124.0	27.690	135.0	1:41.304 (2)	95.66	0.298	10:34:47.719
10 -	24.992	146.2	28.873	111.4	19.981	122.4	28.727	132.1	1:42.573	94.48	1.567	10:36:30.292

MCRCB BULLETIN TK125

2022 Bennetts British Superbike Championship - Round 9

2022 Pirelli National Superstock Championship with MotoNovo

QUALIFYING - SECTOR ANALYSIS



SECTOR 1 = FL to I1, SECTOR 2 = I1 to I2 SECTOR 3 = I2 to I3, SECTOR 4 = I3 to FL, DIFF = Difference To Personal Best Lap, P = Crossed Finish Line in Pit Lane, D = Time Disallowed

P31 76		Luke VERWEY				BMW - WSE Racing						
IDEAL LAP TIME : 1:41.129		BEST LAP TIME : 1:41.151				DIFFERENCE : 0.022						
LAP	SECTOR 1	SECTOR 2		SECTOR 3		SECTOR 4		LAP TIME	MPH	DIFF	TIME OF DAY	
1 -	OUTLAP	143.7	30.939	115.9	20.644	125.4	28.833	138.0			10:16:53.865	
2 -	25.740	146.8	29.445	116.3	20.079	128.8	27.981	137.5	1:43.245	93.86	2.094	10:18:37.110
3 -	25.383	146.8	29.266	110.9	20.114	127.8	27.564	140.1	1:42.327	94.70	1.176	10:20:19.437
4 -	24.904	146.5	29.437	116.3	19.972	128.8	27.728	138.6	1:42.041 (2)	94.97	0.890	10:22:01.478
5 -	24.849	150.4	28.976	115.9	19.825	130.3	27.501	135.0	1:41.151 (1)	95.81		10:23:42.629
6 -	24.827	148.1	29.152	114.7	19.854	125.6	IN PIT		1:46.677 P	90.84	5.526	10:25:29.306
7 -	OUTLAP	142.7	29.813	115.1	20.081	128.5	28.120	137.5	1:56.930	82.88	15.779	10:27:26.236
8 -	25.234	147.1	29.375	115.3	20.042	127.0	IN PIT		1:49.416 P	88.57	8.265	10:29:15.652
9 -	OUTLAP	139.2	30.566	113.5	20.210	126.3	27.880	139.2	2:55.218	55.30	1:14.067	10:32:10.870
10 -	24.992	146.8	29.228	112.4	20.179	127.5	27.701	138.9	1:42.100 (3)	94.91	0.949	10:33:52.970
11 -	24.954	146.8	29.583	114.3	20.083	127.3	IN PIT		1:49.381 P	88.60	8.230	10:35:42.351

P32 12		Mark CHIDO				Yamaha - Tamworth Yamaha by Alpinestars						
IDEAL LAP TIME : 1:41.283		BEST LAP TIME : 1:41.283				DIFFERENCE : 0.000						
LAP	SECTOR 1	SECTOR 2		SECTOR 3		SECTOR 4		LAP TIME	MPH	DIFF	TIME OF DAY	
1 -	OUTLAP	137.7	32.574	109.2	21.107	127.0	29.321	132.3			10:17:17.712	
2 -	26.029	148.4	29.562	113.7	20.271	127.3	28.481	137.2	1:44.343 (3)	92.87	3.060	10:19:02.055
3 -	25.340	149.7	29.179	113.9	20.053	125.4	28.023	135.8	1:42.595 (2)	94.46	1.312	10:20:44.650
4 -	25.020	149.7	29.386	111.6	20.758	128.5	IN PIT		2:04.497 P	77.84	23.214	10:22:49.147
5 -	OUTLAP	142.7	31.456	109.8	20.297	122.0	30.416	134.4	7:58.193	20.26	6:16.910	10:30:47.340
6 -	24.963	150.1	28.627	114.3	20.007	124.9	27.686	136.9	1:41.283 (1)	95.68		10:32:28.623
7 -	25.959	148.1	35.569	85.9	25.498	121.1	IN PIT		2:02.827 P	78.90	21.544	10:34:31.450

P33 31		Sam COX				BMW - Sam Cox Racing with Belcom Cables Ltd						
IDEAL LAP TIME : 1:40.748		BEST LAP TIME : 1:41.313				DIFFERENCE : 0.565						
LAP	SECTOR 1	SECTOR 2		SECTOR 3		SECTOR 4		LAP TIME	MPH	DIFF	TIME OF DAY	
1 -	OUTLAP	144.0	30.515	109.4	20.782	122.2	28.365	138.0			10:16:51.861	
2 -	25.254	145.5	29.094	113.3	20.470	118.1	28.446	137.2	1:43.264	93.84	1.951	10:18:35.125
3 -	24.976	149.7	28.940	113.3	20.097	126.1	28.132	133.9	1:42.145 (3)	94.87	0.832	10:20:17.270
4 -	24.858	146.2	28.991	112.5	26.980	121.5	28.504	137.2	1:49.333	88.64	8.020	10:22:06.603
5 -	24.922	148.4	28.915	113.9	20.327	124.5	IN PIT		1:50.033 P	88.07	8.720	10:23:56.636
6 -	OUTLAP	144.0	29.612	113.1	20.696	123.8	28.103	138.0	8:27.809	19.08	6:46.496	10:32:24.445
7 -	24.543	147.1	28.848	112.0	20.166	124.9	27.828	136.6	1:41.385 (2)	95.58	0.072	10:34:05.830
8 -	24.711	148.7	28.854	115.1	20.052	126.1	27.696	137.5	1:41.313 (1)	95.65		10:35:47.143

P34 73		David BROOK				Honda - Guildford Audio by Brook Motorsport						
IDEAL LAP TIME : 1:41.439		BEST LAP TIME : 1:41.577				DIFFERENCE : 0.138						
LAP	SECTOR 1	SECTOR 2		SECTOR 3		SECTOR 4		LAP TIME	MPH	DIFF	TIME OF DAY	
1 -	OUTLAP	144.0	30.309	111.4	24.997	119.6	28.746	138.9			10:17:12.371	
2 -	25.403	146.2	29.243	113.9	20.477	120.6	IN PIT		1:50.031 P	88.07	8.454	10:19:02.402
3 -	OUTLAP	144.6	29.421	112.2	20.016	124.5	27.648	137.5	13:45.008	11.74	12:03.431	10:32:47.410
4 -	25.101	146.8	29.037	112.0	19.959	128.3	27.480	133.9	1:41.577 (1)	95.40		10:34:28.987
5 -	25.406	146.2	29.076	112.4	19.841	123.8	27.460	136.9	1:41.783 (2)	95.21	0.206	10:36:10.770

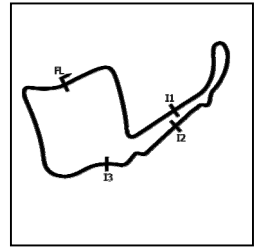
P35 22		Dave MACKAY				Suzuki - True Heroes Racing						
IDEAL LAP TIME : 1:41.583		BEST LAP TIME : 1:41.871				DIFFERENCE : 0.288						
LAP	SECTOR 1	SECTOR 2		SECTOR 3		SECTOR 4		LAP TIME	MPH	DIFF	TIME OF DAY	
1 -	OUTLAP	140.3	30.987	112.9	20.872	121.7	28.540	136.3			10:16:54.873	
2 -	25.849	145.8	29.681	113.1	20.182	125.6	28.055	138.0	1:43.767	93.39	1.896	10:18:38.640
3 -	25.285	145.5	29.647	113.3	20.084	126.6	27.742	138.9	1:42.758	94.31	0.887	10:20:21.398
4 -	25.310	143.7	29.513	114.5	20.138	121.3	28.172	136.6	1:43.133	93.96	1.262	10:22:04.531
5 -	25.847	141.5	29.845	110.7	20.429	123.3	IN PIT		1:53.803 P	85.15	11.932	10:23:58.334
6 -	OUTLAP	141.8	30.107	112.4	20.127	127.0	28.022	137.5	6:39.554	24.25	4:57.683	10:30:37.888
7 -	25.151	146.5	29.028	110.1	19.781	121.5	27.911	136.9	1:41.871 (1)	95.13		10:32:19.759
8 -	25.151	138.6	29.394	113.5	19.928	123.1	28.191	136.1	1:42.664 (3)	94.39	0.793	10:34:02.423
9 -	25.353	145.5	28.981	112.2	19.977	124.2	28.057	136.6	1:42.368 (2)	94.67	0.497	10:35:44.791

MCRCB BULLETIN TK125

2022 Bennetts British Superbike Championship - Round 9

2022 Pirelli National Superstock Championship with MotoNovo

QUALIFYING - SECTOR ANALYSIS



SECTOR 1 = FL to I1, SECTOR 2 = I1 to I2 SECTOR 3 = I2 to I3, SECTOR 4 = I3 to FL, DIFF = Difference To Personal Best Lap, P = Crossed Finish Line in Pit Lane, D = Time Disallowed

P36 28		Zac OULTRAM				Suzuki - Konect Racing							
IDEAL LAP TIME : 1:42.445		BEST LAP TIME : 1:42.459				DIFFERENCE : 0.014							
LAP	SECTOR 1	SECTOR 2		SECTOR 3		SECTOR 4		LAP TIME	MPH	DIFF	TIME OF DAY		
1 -	OUTLAP	144.3	30.854	106.1	20.752	125.2	28.133	133.6			10:16:51.433		
2 -		25.166	145.5	28.982	114.1	20.274	124.7	28.037	134.2	1:42.459 (1)	94.58	10:18:33.892	
3 -		25.624	145.2	29.204	111.2	20.260	124.0	28.604	131.5	1:43.692 (3)	93.46	1.233	10:20:17.584
4 -		25.366	145.5	29.212	112.2	20.772	120.2	28.874	133.1	1:44.224	92.98	1.765	10:22:01.808
5 -		25.244	144.6	29.110	112.2	20.472	122.9	28.597	131.3	1:43.423 (2)	93.70	0.964	10:23:45.231
6 -		26.515	135.5	32.440	106.0	34.239	111.2	IN PIT		2:11.788 P	73.53	29.329	10:25:57.019
7 -	OUTLAP	144.0	29.576	111.1	20.313	124.5	28.299	132.6	8:07.492	19.87	6:25.033		10:34:04.511
8 -		25.528	144.0	29.319	110.5	20.810	124.5	28.135	131.5	1:43.792	93.37	1.333	10:35:48.303

P37 61		David SELLERS				Suzuki - True Heroes Racing							
IDEAL LAP TIME : 1:42.805		BEST LAP TIME : 1:43.321				DIFFERENCE : 0.516							
LAP	SECTOR 1	SECTOR 2		SECTOR 3		SECTOR 4		LAP TIME	MPH	DIFF	TIME OF DAY		
1 -	OUTLAP	110.9	32.921	110.5	21.312	119.6	29.208	130.0			10:16:59.662		
2 -		25.671	138.9	29.850	112.7	20.063	124.2	28.842	131.5	1:44.426	92.80	1.105	10:18:44.088
3 -		26.404	144.0	30.439	99.7	21.213	116.5	IN PIT		1:53.006 P	85.75	9.685	10:20:37.094
4 -	OUTLAP	128.0	30.676	111.4	20.483	122.4	28.675	130.5	3:18.377	48.85	1:35.056		10:23:55.471
5 -		25.865	144.0	29.539	110.7	20.373	120.6	28.508	132.3	1:44.285 (3)	92.93	0.964	10:25:39.756
6 -		25.839	140.3	29.256	112.0	20.185	123.3	28.366	133.1	1:43.646 (2)	93.50	0.325	10:27:23.402
7 -		25.660	141.8	29.060	111.6	20.163	122.6	28.438	133.1	1:43.321 (1)	93.79		10:29:06.723
8 -		25.707	140.6	29.419	110.9	20.648	122.4	IN PIT		1:54.453 P	84.67	11.132	10:31:01.176
9 -	OUTLAP	123.1	31.206	110.5	21.104	115.1	29.457	131.8	3:38.123	44.43	1:54.802		10:34:39.299
10 -		25.709	143.3	30.700	99.1	21.188	122.2	28.769	133.6	1:46.366	91.11	3.045	10:36:25.665

P38 16		James BUCHANAN				Kawasaki - Blue Motion Racing							
IDEAL LAP TIME : 1:46.640		BEST LAP TIME : 1:47.410				DIFFERENCE : 0.770							
LAP	SECTOR 1	SECTOR 2		SECTOR 3		SECTOR 4		LAP TIME	MPH	DIFF	TIME OF DAY		
1 -	OUTLAP	127.8	31.939	99.4	22.066	119.4	30.250	129.8			10:16:54.905		
2 -		27.315	137.7	30.857	106.8	20.993	122.0	29.697	130.3	1:48.862	89.02	1.452	10:18:43.767
3 -		26.659	139.2	30.956	106.0	21.093	119.1	30.125	132.1	1:48.833	89.04	1.423	10:20:32.600
4 -		26.934	137.2	30.725	107.5	20.641	123.1	29.811	123.3	1:48.111 (3)	89.64	0.701	10:22:20.711
5 -		26.918	135.0	31.038	105.1	21.317	122.6	IN PIT		1:55.876 P	83.63	8.466	10:24:16.587
6 -	OUTLAP	135.8	30.598	105.5	20.838	123.8	29.139	128.8	7:17.948	22.12	5:30.538		10:31:34.535
7 -		26.520	133.1	30.818	105.5	20.811	121.5	29.346	130.3	1:47.495 (2)	90.15	0.085	10:33:22.030
8 -		26.262	135.0	30.895	108.9	20.914	119.1	29.339	129.8	1:47.410 (1)	90.22		10:35:09.440

P39 25		Jorel BOERBOOM				Kawasaki - G&S Bict Groep Racing							
IDEAL LAP TIME : 1:46.577		BEST LAP TIME :				DIFFERENCE :							
LAP	SECTOR 1	SECTOR 2		SECTOR 3		SECTOR 4		LAP TIME	MPH	DIFF	TIME OF DAY		
1 -	OUTLAP	140.9	30.839	107.8	21.001	127.0	31.921	52.8			10:16:52.873		
2 -	OUTLAP	135.8	38.789	94.9	22.097	118.7	29.129	131.0	19:37.317	8.23			10:36:30.190

MCRCB BULLETIN TK126

2022 Bennetts British Superbike Championship - Round 9

2022 Pirelli National Superstock Championship with MotoNovo

QUALIFYING - BEST SECTORS

SECTOR 1			SECTOR 2			SECTOR 3			SECTOR 4			IDEAL / BEST COMPARISON						
POS	NO	NAME	TIME	NO	NAME	TIME	NO	NAME	TIME	NO	NAME	TIME	POS	NO	NAME	IDEAL	BEST	DIFF
1	74	TODD	23.577	74	TODD	27.055	74	TODD	18.759	74	TODD	26.260	1	74	TODD	1:35.651	1:35.962	0.311
2	75	OLSEN	23.580	86	NESBITT	27.081	75	OLSEN	18.773	75	OLSEN	26.311	2	75	OLSEN	1:35.923	1:35.923	0.000
3	86	NESBITT	23.675	21	WARD	27.148	21	WARD	18.785	86	NESBITT	26.335	3	86	NESBITT	1:35.985	1:36.037	0.052
4	21	WARD	23.775	3	McCONNIE	27.167	3	McCONNIE	18.871	55	BEECH	26.438	4	21	WARD	1:36.363	1:36.369	0.006
5	3	McCONNIE	23.799	75	OLSEN	27.259	86	NESBITT	18.894	4	LINFOOT	26.455	5	3	McCONNELL	1:36.450	1:36.450	0.000
6	4	LINFOOT	23.825	40	FRANCIS	27.390	40	FRANCIS	18.975	40	FRANCIS	26.529	6	4	LINFOOT	1:36.694	1:36.694	0.000
7	8	ROLLO	23.845	4	LINFOOT	27.395	23	HEDGER	19.004	8	ROLLO	26.591	7	40	FRANCIS	1:36.773	1:36.773	0.000
8	5	KERR	23.848	8	ROLLO	27.511	4	LINFOOT	19.019	23	HEDGER	26.591	8	55	BEECH	1:36.978	1:37.460	0.482
9	40	FRANCIS	23.879	23	HEDGER	27.515	5	KERR	19.038	27	ESTMENT	26.600	9	8	ROLLO	1:37.025	1:37.053	0.028
10	55	BEECH	23.879	18	WINFIEL	27.515	57	DAY	19.054	3	McCONNIE	26.613	10	23	HEDGER	1:37.108	1:37.257	0.149
11	27	ESTMENT	23.942	5	KERR	27.574	8	ROLLO	19.078	21	WARD	26.655	11	27	ESTMENT	1:37.260	1:37.459	0.199
12	14	NEAVE	23.968	55	BEECH	27.576	55	BEECH	19.085	24	CUMMINS	26.661	12	14	NEAVE	1:37.388	1:37.651	0.263
13	18	WINFIEL	23.971	51	ELLIOTT	27.584	51	ELLIOTT	19.091	14	NEAVE	26.690	13	57	DAY	1:37.435	1:37.435	0.000
14	23	HEDGER	23.998	27	ESTMENT	27.588	14	NEAVE	19.122	44	NIXON	26.702	14	18	WINFIELD	1:37.515	1:37.690	0.175
15	51	ELLIOTT	24.004	14	NEAVE	27.608	27	ESTMENT	19.130	57	DAY	26.707	15	51	ELLIOTT	1:37.546	1:37.546	0.000
16	57	DAY	24.034	57	DAY	27.640	19	TALBOT	19.160	6	NEVE	26.832	16	44	NIXON	1:37.597	1:37.597	0.000
17	20	OLIVER	24.041	44	NIXON	27.647	44	NIXON	19.180	18	WINFIEL	26.842	17	5	KERR	1:37.604	1:37.798	0.194
18	24	CUMMINS	24.054	19	TALBOT	27.808	18	WINFIEL	19.187	51	ELLIOTT	26.867	18	24	CUMMINS	1:37.935	1:38.302	0.367
19	77	HARRAN	24.054	2	TOMS	27.844	24	CUMMINS	19.223	19	TALBOT	27.004	19	19	TALBOT	1:38.257	1:38.659	0.402
20	44	NIXON	24.068	99	LUXTON	27.870	6	NEVE	19.305	99	LUXTON	27.019	20	6	NEVE	1:38.414	1:38.977	0.563
21	6	NEVE	24.075	77	HARRAN	27.935	94	STAINTO	19.315	59	TRUELOV	27.037	21	77	HARRAN	1:38.601	1:39.089	0.488
22	2	TOMS	24.125	24	CUMMINS	27.997	2	TOMS	19.323	7	VERWEY	27.070	22	2	TOMS	1:38.719	1:38.876	0.157
23	94	STAINTO	24.234	30	McNEALY	28.089	30	McNEALY	19.364	20	OLIVER	27.111	23	20	OLIVER	1:38.764	1:38.948	0.184
24	30	McNEALY	24.250	20	OLIVER	28.109	77	HARRAN	19.441	5	KERR	27.144	24	30	McNEALY	1:38.914	1:38.985	0.071
25	59	TRUELOV	24.270	15	HARRISO	28.180	59	TRUELOV	19.452	77	HARRAN	27.171	25	59	TRUELOVE	1:39.037	1:39.163	0.126
26	19	TALBOT	24.285	6	NEVE	28.202	99	LUXTON	19.461	30	McNEALY	27.211	26	99	LUXTON	1:39.050	1:39.115	0.065
27	15	HARRISO	24.437	59	TRUELOV	28.278	20	OLIVER	19.503	15	HARRISO	27.216	27	94	STAINTON	1:39.114	1:39.469	0.355
28	31	COX	24.527	94	STAINTO	28.316	15	HARRISO	19.557	94	STAINTO	27.249	28	15	HARRISON	1:39.390	1:39.716	0.326
29	7	VERWEY	24.623	7	VERWEY	28.320	7	VERWEY	19.574	2	TOMS	27.427	29	7	VERWEY	1:39.587	1:39.587	0.000
30	99	LUXTON	24.700	12	CHIODO	28.627	39	MORGAN	19.694	73	BROOK	27.460	30	31	COX	1:40.748	1:41.313	0.565
31	39	MORGAN	24.711	31	COX	28.692	22	MACKAY	19.781	76	VERWEY	27.501	31	39	MORGAN	1:40.853	1:41.006	0.153
32	76	VERWEY	24.827	39	MORGAN	28.772	76	VERWEY	19.825	39	MORGAN	27.676	32	76	VERWEY	1:41.129	1:41.151	0.022
33	12	CHIODO	24.963	76	VERWEY	28.976	31	COX	19.833	12	CHIODO	27.686	33	12	CHIODO	1:41.283	1:41.283	0.000
34	22	MACKAY	25.079	22	MACKAY	28.981	73	BROOK	19.841	31	COX	27.696	34	73	BROOK	1:41.439	1:41.577	0.138
35	73	BROOK	25.101	28	OULTRAM	28.982	12	CHIODO	20.007	22	MACKAY	27.742	35	22	MACKAY	1:41.583	1:41.871	0.288
36	28	OULTRAM	25.166	73	BROOK	29.037	61	SELLERS	20.063	28	OULTRAM	28.037	36	28	OULTRAM	1:42.445	1:42.459	0.014
37	61	SELLERS	25.316	61	SELLERS	29.060	28	OULTRAM	20.260	61	SELLERS	28.366	37	61	SELLERS	1:42.805	1:43.321	0.516
38	25	BOERBOO	25.608	16	BUCHANA	30.598	16	BUCHANA	20.641	25	BOERBOO	29.129	38	25	BOERBOOM	1:46.577		
39	16	BUCHANA	26.262	25	BOERBOO	30.839	25	BOERBOO	21.001	16	BUCHANA	29.139	39	16	BUCHANAN	1:46.640	1:47.410	0.770

MCRCB BULLETIN TK127**2022 Bennetts British Superbike Championship - Round 9****2022 Pirelli National Superstock Championship with MotoNovo****QUALIFYING - BEST SPEEDS**

POS	INTERMEDIATE 1			INTERMEDIATE 2			INTERMEDIATE 3			FINISH LINE		
	NO	NAME	MPH	NO	NAME	MPH	NO	NAME	MPH	NO	NAME	MPH
1	75	OLSEN	155.7	94	STAINTON	120.9	75	OLSEN	134.7	74	TODD	144.0
2	74	TODD	155.3	74	TODD	119.6	74	TODD	134.7	4	LINFOOT	143.7
3	4	LINFOOT	154.9	5	KERR	119.6	18	WINFIELD	133.9	75	OLSEN	143.3
4	5	KERR	153.9	86	NESBITT	119.4	86	NESBITT	133.6	55	BEECH	143.3
5	55	BEECH	153.5	23	HEDGER	119.1	57	DAY	133.6	3	McCONNELL	143.0
6	59	TRUELOVE	153.2	51	ELLIOTT	118.9	8	ROLLO	133.1	23	HEDGER	142.7
7	94	STAINTON	153.2	75	OLSEN	118.1	23	HEDGER	133.1	20	OLIVER	142.1
8	8	ROLLO	152.5	21	WARD	118.1	55	BEECH	133.1	99	LUXTON	142.1
9	23	HEDGER	152.5	4	LINFOOT	118.1	21	WARD	132.8	51	ELLIOTT	141.8
10	20	OLIVER	152.5	57	DAY	118.1	24	CUMMINS	132.6	24	CUMMINS	141.8
11	21	WARD	152.1	18	WINFIELD	117.9	4	LINFOOT	132.1	7	VERWEY	141.8
12	27	ESTMENT	152.1	55	BEECH	117.7	94	STAINTON	132.1	57	DAY	141.5
13	77	HARRAN	152.1	40	FRANCIS	117.5	19	TALBOT	131.5	14	NEAVE	141.2
14	15	HARRISON	152.1	99	LUXTON	117.5	2	TOMS	131.3	30	McNEALY	141.2
15	57	DAY	151.8	19	TALBOT	117.1	7	VERWEY	131.3	21	WARD	140.9
16	24	CUMMINS	151.8	44	NIXON	116.9	77	HARRAN	131.0	40	FRANCIS	140.9
17	86	NESBITT	151.4	15	HARRISON	116.7	99	LUXTON	131.0	19	TALBOT	140.9
18	3	McCONNELL	151.4	27	ESTMENT	116.5	15	HARRISON	130.8	77	HARRAN	140.9
19	14	NEAVE	151.4	76	VERWEY	116.3	40	FRANCIS	130.5	15	HARRISON	140.9
20	40	FRANCIS	151.1	24	CUMMINS	116.1	44	NIXON	130.5	8	ROLLO	140.6
21	18	WINFIELD	151.1	6	NEVE	116.1	27	ESTMENT	130.3	27	ESTMENT	140.6
22	44	NIXON	150.8	30	McNEALY	116.1	14	NEAVE	130.3	18	WINFIELD	140.6
23	7	VERWEY	150.8	3	McCONNELL	115.9	76	VERWEY	130.3	5	KERR	140.6
24	76	VERWEY	150.4	8	ROLLO	115.9	20	OLIVER	130.0	86	NESBITT	140.3
25	6	NEVE	150.1	20	OLIVER	115.7	6	NEVE	130.0	94	STAINTON	140.3
26	39	MORGAN	150.1	77	HARRAN	115.7	3	McCONNELL	129.5	44	NIXON	140.1
27	12	CHIODO	150.1	2	TOMS	115.5	51	ELLIOTT	129.5	6	NEVE	140.1
28	19	TALBOT	149.7	14	NEAVE	115.1	30	McNEALY	129.5	76	VERWEY	140.1
29	99	LUXTON	149.7	31	COX	115.1	12	CHIODO	128.5	59	TRUELOVE	139.8
30	31	COX	149.7	7	VERWEY	114.9	73	BROOK	128.3	2	TOMS	138.9
31	2	TOMS	149.1	39	MORGAN	114.7	5	KERR	128.0	73	BROOK	138.9
32	30	McNEALY	149.1	22	MACKAY	114.5	59	TRUELOVE	127.8	22	MACKAY	138.9
33	51	ELLIOTT	147.8	12	CHIODO	114.3	22	MACKAY	127.0	31	COX	138.0
34	73	BROOK	146.8	28	OULTRAM	114.1	25	BOERBOOM	127.0	12	CHIODO	137.2
35	22	MACKAY	146.5	73	BROOK	113.9	39	MORGAN	126.6	39	MORGAN	135.0
36	28	OULTRAM	145.5	59	TRUELOVE	112.9	31	COX	126.1	28	OULTRAM	134.2
37	61	SELLERS	144.0	61	SELLERS	112.7	28	OULTRAM	125.2	61	SELLERS	133.6
38	25	BOERBOOM	143.7	16	BUCHANAN	108.9	61	SELLERS	124.2	16	BUCHANAN	132.1
39	16	BUCHANAN	139.2	25	BOERBOOM	107.8	16	BUCHANAN	123.8	25	BOERBOOM	131.0

MCRCB BULLETIN TK128

2022 Bennetts British Superbike Championship - Round 9

2022 Pirelli National Superstock Championship with MotoNovo

QUALIFYING - STATISTICS

Competitors Started 39
Planned Start 2022-09-24 @ 10:15:00.000
Actual Start 2022-09-24 @ 10:15:00.621
Finish Time
Track Length 2.6920mi.
Total Laps 332
Total Distance Covered 893.7534mi.

Session Fastest Lap History

NO	NAME	LAP TIME	TIME OF DAY	LAP	VEHICLE
23	Luke HEDGER	1:39.240	10:18:23.695	2	Suzuki
21	Tom WARD	1:38.396	10:18:27.851	2	Aprilia
40	Joe FRANCIS	1:38.319	10:19:05.040	2	Kawasaki
75	Alex OLSEN	1:37.953	10:19:28.411	2	BMW
21	Tom WARD	1:37.008	10:20:04.860	3	Aprilia
74	Davey TODD	1:36.939	10:21:10.237	3	Honda
75	Alex OLSEN	1:36.667	10:22:47.503	4	BMW
3	Billy McCONNELL	1:36.450	10:30:22.598	6	Honda
74	Davey TODD	1:35.962	10:31:08.502	7	Honda
75	Alex OLSEN	1:35.923	10:36:37.645	8	BMW

Flag History

TYPE	TIME OF DAY
GREEN	10:15:00.621
RED	10:36:50.036

Flag Statistics

TYPE	COUNT	TOTAL LAPS	TOTAL TIME
Green	1	11	21:49.414
Red	1	0	5:00.462
Safety Car	0	0	0.000
FCY	0	0	0.000

MCRCB BULLETIN TK129

2022 Bennetts British Superbike Championship - Round 9

2022 Pirelli National Superstock Championship with MotoNovo

QUALIFYING - SESSION NOTES

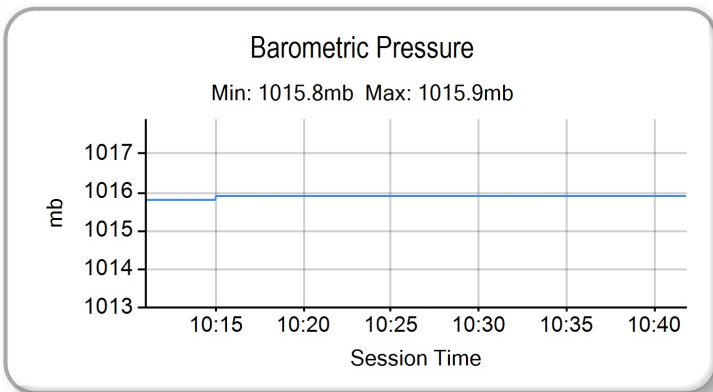
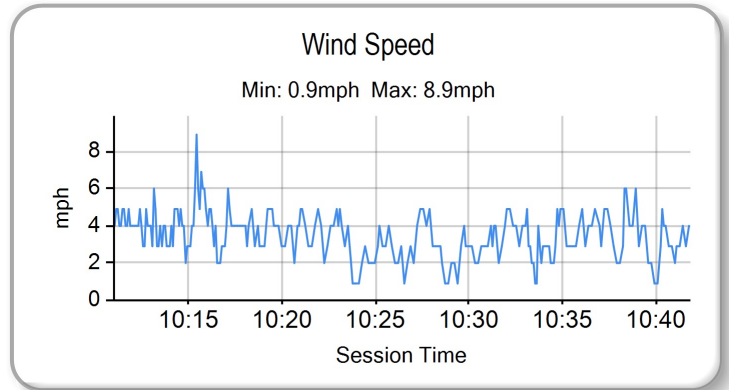
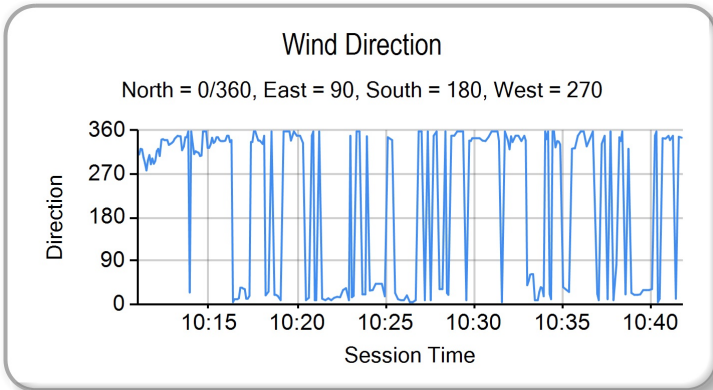
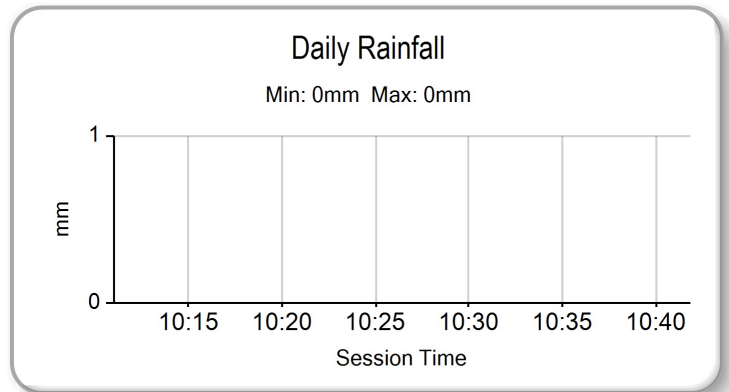
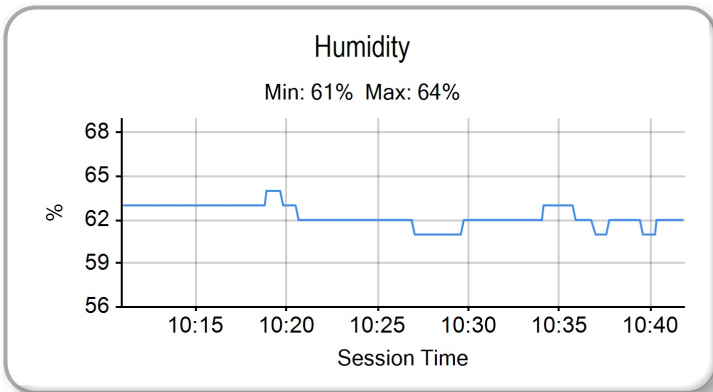
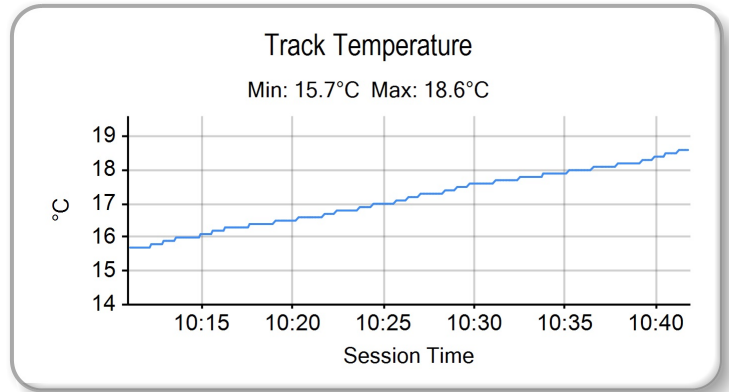
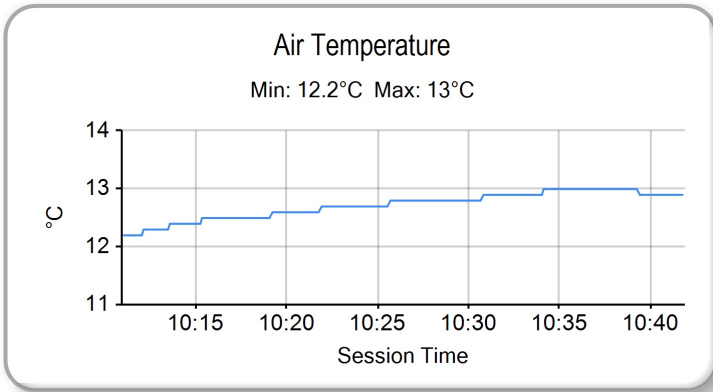
TIME	MESSAGE
10:17:46	NO.25 STOPPED TECHNICAL PROBLEM - OLD HALL
10:21:15	NO.59 SHORT CIRCUIT - LAST LAP TIME CANCELLED
10:41:24	CORRECTION : NO.40 FALLER AT T7/8/9 BRITTENS - RIDER OK

MCRCB BULLETIN TK130

2022 Bennetts British Superbike Championship - Round 9

2022 Pirelli National Superstock Championship with MotoNovo

QUALIFYING - WEATHER CONDITIONS



RACE 1 - CLASSIFICATION



POS	NO	NAME	NAT	ENTRY	LAPS	TIME	GAP	DIFF	MPH	BEST	ON
1	74	Davey TODD	GBR	Honda - Milenco by Padgetts Motorcycles	11	17:53.096			99.34	1:36.512	5
2	86	Charlie NESBITT	GBR	Suzuki - VisionTrack Suzuki	11	17:53.283	0.187	0.187	99.32	1:36.549	11
3	75	Alex OLSEN	GBR	BMW - FHO Racing with Kobelco	11	17:53.544	0.448	0.261	99.30	1:36.722	8
4	3	Billy McCONNELL	AUS	Honda - C&L Fairburn Properties / Jackson Racing	11	17:54.265	1.169	0.721	99.23	1:36.546	10
5	21	Tom WARD	GBR	Aprilia - IN Competition / Aprilia	11	17:54.819	1.723	0.554	99.18	1:36.596	6
6	4	Dan LINFOOT	GBR	Honda - Optimum Bikes Racing	11	17:58.111	5.015	3.292	98.88	1:36.862	8
7	51	Brayden ELLIOTT	AUS	Honda - CFS Filtration No Bull Racing	11	17:58.481	5.385	0.370	98.84	1:36.830	11
8	14	Tim NEAVE	GBR	Yamaha - Edwards Yamaha	11	18:00.885	7.789	2.404	98.62	1:36.908	6
9	23	Luke HEDGER	GBR	Suzuki - SBR / Cheney Racing	11	18:00.966	7.870	0.081	98.61	1:36.955	5
10	5	Richard KERR	IRL	Honda - AMD Motorsport	11	18:04.518	11.422	3.552	98.29	1:37.324	5
11	8	Lewis ROLLO	GBR	Honda - Milenco by Padgetts Motorcycles	11	18:04.627	11.531	0.109	98.28	1:36.936	10
12	40	Joe FRANCIS	GBR	Kawasaki - Stauff Fluid Power Kawasaki	11	18:05.806	12.710	1.179	98.17	1:37.545	7
13	55	Ash BEECH	GBR	Honda - Jones Dorling Racing	11	18:07.110	14.014	1.304	98.06	1:37.674	8
14	27	Bjorn ESTMENT	RSA	Suzuki - Specsavers Suzuki by Hawk Racing	11	18:11.774	18.678	4.664	97.64	1:37.671	8
15	44	Jack NIXON	GBR	BMW - FHO Racing with Kobelco	11	18:13.295	20.199	1.521	97.50	1:37.895	6
16	18	Shaun WINFIELD	GBR	Honda - TAG Racing Honda	11	18:15.095	21.999	1.800	97.34	1:38.251	3
17	19	Joe TALBOT	GBR	Kawasaki - Cheshire Mouldings Kawasaki by JR Pe	11	18:16.637	23.541	1.542	97.21	1:38.490	6
18	24	Conor CUMMINS	GBR	Honda - Milenco by Padgetts Motorcycles	11	18:17.181	24.085	0.544	97.16	1:38.040	9
19	20	Tom OLIVER	GBR	Aprilia - IN Competition / Aprilia	11	18:17.839	24.743	0.658	97.10	1:38.634	6
20	6	Craig NEVE	GBR	BMW - CN Racing	11	18:19.496	26.400	1.657	96.95	1:38.668	4
21	77	Brent HARRAN	RSA	Honda - Optimum Bikes Racing	11	18:20.714	27.618	1.218	96.85	1:38.541	6
22	94	Max STAINTON	GBR	BMW - PHR Performance	11	18:24.331	31.235	3.617	96.53	1:38.829	11
23	2	TJ TOMS	GBR	Kawasaki - Platform Hire Racing	11	18:24.878	31.782	0.547	96.48	1:38.855	8
24	99	Ben LUXTON	GBR	BMW - Team XG Racing	11	18:26.054	32.958	1.176	96.38	1:39.030	11
25	30	Rob McNEALY	GBR	BMW - McNealy Brown	11	18:26.950	33.854	0.896	96.30	1:39.027	4
26	59	Matt TRUELOVE	GBR	Aprilia - IN Competition / Aprilia	11	18:34.354	41.258	7.404	95.66	1:39.331	11
27	7	Kade VERWEY	GBR	BMW - Team XG Racing	11	18:38.164	45.068	3.810	95.33	1:40.181	5
28	15	Nathan HARRISON	GBR	Honda - Quayside Racing	11	18:38.234	45.138	0.070	95.33	1:40.016	9
29	25	Jorel BOERBOOM	NLD	Kawasaki - G&S Bict Groep Racing	11	18:47.903	54.807	9.669	94.51	1:40.741	7
30	73	David BROOK	GBR	Honda - Guildford Audio by Brook Motorsport	11	18:48.289	55.193	0.386	94.48	1:40.778	4
31	31	Sam COX	GBR	BMW - Sam Cox Racing with Belcom Cables Ltd	11	18:48.534	55.438	0.245	94.46	1:41.215	4
32	39	Max MORGAN	GBR	Kawasaki - MSS Performance	11	18:48.725	55.629	0.191	94.44	1:41.135	7
33	22	Dave MACKAY	GBR	Suzuki - True Heroes Racing	11	18:53.375	1:00.279	4.650	94.05	1:41.189	5
34	28	Zac OULTRAM	GBR	Suzuki - Konect Racing	11	19:00.619	1:07.523	7.244	93.46	1:41.661	2
35	61	David SELLERS	GBR	Suzuki - True Heroes Racing	11	19:06.613	1:13.517	5.994	92.97	1:41.831	7

NOT CLASSIFIED

DNF	76	Luke VERWEY	GBR	BMW - WSE Racing	9	16:02.016	2 Laps	2 Laps	90.66	1:45.003	8
DNF	57	Levi DAY	AUS	Suzuki - Powerslide Motorcycles Racing	0						

FASTEST LAP

74	Davey TODD	GBR	Honda - Milenco by Padgetts Motorcycles	5	1:36.512	100.41 mph	161.60 kph
----	------------	-----	---	---	----------	------------	------------

Weather / Track : Cloudy / Dry

These results are provisional until the conclusion of any judicial and technical matters.

Race Distance: 11 Laps / 29.61 miles

Oulton Park International: 2.6920 miles

Date: 24/09/2022 Start: 14:37 Finish: 14:55

Race Director : Stuart Higgs S. Higgs Digitally Approved at 15:13 Saturday, 24 September 2022	Stewards :	Timekeeper : Richard Evans R. EVANS Digitally Approved at 15:05 Saturday, 24 September 2022
---	------------	---

Results can be found at www.britishsuperbike.com

Printed - 14:57 Saturday, 24 September 2022



MCRCB BULLETIN TK183

2022 Bennetts British Superbike Championship - Round 9

2022 Pirelli National Superstock Championship with MotoNovo

RACE 1 - LAP CHART

LAP 1 @ 14:39:18.728

NO	BEHIND	LAP TIME
21		1:42.288
86	0.020	1:42.308
74	0.118	1:42.406
75	0.195	1:42.483
4	0.714	1:43.002
3	0.811	1:43.099
23	1.097	1:43.385
40	1.463	1:43.751
51	1.512	1:43.800
14	2.114	1:44.402
27	2.966	1:45.254
5	3.346	1:45.634
44	3.747	1:46.035
55	3.810	1:46.098
20	4.044	1:46.332
6	5.263	1:47.551
18	5.358	1:47.646
19	5.513	1:47.801
99	6.006	1:48.294
77	6.256	1:48.544
24	6.443	1:48.731
8	6.600	1:48.888
30	6.781	1:49.069
2	7.120	1:49.408
7	7.267	1:49.555
15	7.843	1:50.131
94	7.946	1:50.234
31	8.564	1:50.852
28	9.093	1:51.381
59	9.684	1:51.972
39	10.081	1:52.369
22	10.264	1:52.552
73	10.506	1:52.794
76	11.504	1:53.792
25	11.793	1:54.081
61	12.002	1:54.290

LAP 2 @ 14:40:56.876

NO	BEHIND	LAP TIME
86		1:38.128
75	0.247	1:38.200
21	0.403	1:38.551
74	0.914	1:38.944
3	1.347	1:38.684
23	1.911	1:38.962
4	2.023	1:39.457
51	2.182	1:38.818
14	2.547	1:38.581
40	2.719	1:39.404
5	3.956	1:38.758
27	4.260	1:39.442
55	4.727	1:39.065
44	4.870	1:39.271
20	5.213	1:39.317
6	6.320	1:39.205
18	6.466	1:39.256
19	7.077	1:39.712
8	7.672	1:39.220
77	8.391	1:40.283
99	9.248	1:41.390
24	9.434	1:41.139
30	9.677	1:41.044
2	10.383	1:41.411

LAP 3 @ 14:42:34.549

NO	BEHIND	LAP TIME
7	10.704	1:41.585
94	10.818	1:41.020
15	11.654	1:41.959
31	12.213	1:41.797
28	12.606	1:41.661
59	13.563	1:42.027
39	14.327	1:42.394
22	14.924	1:42.808
73	15.561	1:43.203
25	15.964	1:42.319
76	18.550	1:45.194
61	18.699	1:44.845
86		1:37.673
75	0.047	1:37.473
21	0.390	1:37.660
74	0.517	1:37.276
3	0.672	1:36.998
4	2.575	1:38.225
23	2.707	1:38.469
14	2.796	1:37.922
51	2.849	1:38.340
40	3.309	1:38.263
5	4.067	1:37.784
27	5.286	1:38.699
55	5.422	1:38.368
44	5.735	1:38.538
20	6.187	1:38.647
18	7.044	1:38.251
6	7.652	1:39.005
8	8.042	1:38.043
19	8.141	1:38.737
77	10.088	1:39.370
24	11.445	1:39.684
30	12.663	1:40.659
99	12.759	1:41.184
2	13.299	1:40.589
94	13.799	1:40.654
7	14.177	1:41.146
15	15.656	1:41.675
31	16.263	1:41.723
28	16.869	1:41.936
59	17.380	1:41.490
39	18.130	1:41.476
73	19.612	1:41.724
22	20.269	1:43.018
25	20.437	1:42.146
76	25.981	1:45.104
61	26.167	1:45.141

LAP 4 @ 14:44:11.496

NO	BEHIND	LAP TIME
75		1:36.900
86	0.217	1:37.164
74	0.428	1:36.858
21	0.663	1:37.220
3	0.856	1:37.131
4	2.765	1:37.137
23	3.364	1:37.604
14	3.646	1:37.797
51	3.801	1:37.899
40	4.348	1:37.986
5	4.852	1:37.732

LAP 5 @ 14:45:48.280

NO	BEHIND	LAP TIME
55	7.193	1:38.718
27	7.374	1:39.035
44	8.275	1:39.487
8	8.865	1:37.770
18	9.070	1:38.973
20	9.224	1:39.984
6	9.373	1:38.668
19	9.696	1:38.502
77	12.649	1:39.508
24	13.415	1:38.917
30	14.743	1:39.027
99	15.410	1:39.598
94	15.961	1:39.109
2	16.130	1:39.778
7	17.457	1:40.227
15	19.828	1:41.119
31	20.531	1:41.215
59	21.391	1:40.958
28	21.730	1:41.808
39	22.373	1:41.190
73	23.443	1:40.778
25	24.277	1:40.787
22	24.706	1:41.384
76	34.385	1:45.351
61	34.451	1:45.231

LAP 6 @ 14:47:25.369

NO	BEHIND	LAP TIME
74		1:36.933
75	0.148	1:37.237
86	0.315	1:37.116
3	0.768	1:36.745
21	1.097	1:36.596
4	3.045	1:37.167
23	3.698	1:37.252
51	4.122	1:36.833
14	4.444	1:36.908
5	5.628	1:37.325
40	6.242	1:38.216
55	9.297	1:37.693
8	9.412	1:37.340
27	9.917	1:38.020
44	10.480	1:37.895
18	12.128	1:38.519
20	12.675	1:38.634
6	13.334	1:38.999
19	13.417	1:38.490
77	16.260	1:38.541
24	16.389	1:38.119
30	19.348	1:39.283
94	19.941	1:38.910
99	20.524	1:39.744
2	20.815	1:39.043
7	24.662	1:40.897
15	27.204	1:40.380
59	27.424	1:39.795
31	29.563	1:41.416
39	31.627	1:41.352
73	32.156	1:41.600
25	32.342	1:41.115
28	33.227	1:42.293
22	33.513	1:41.491
61	46.352	1:42.726
76	51.596	1:45.434

LAP 7 @ 14:49:02.365

NO	BEHIND	LAP TIME
74		1:36.996
75	0.082	1:36.930
86	0.292	1:36.973
3	0.829	1:37.057
21	1.145	1:37.044
4	3.078	1:37.029
23	3.729	1:37.027
51	4.124	1:36.998
14	4.594	1:37.146
5	6.278	1:37.646
40	6.791	1:37.545
8	9.713	1:37.297
55	10.014	1:37.713
27	10.858	1:37.937
44	11.461	1:37.977
18	13.675	1:38.543
20	14.464	1:38.785
19	15.298	1:38.877
6	15.824	1:39.486
24	18.153	1:38.760
77	18.267	1:39.003
94	22.035	1:39.090
30	22.623	1:40.271
99	22.914	1:39.386

LAP 8 @ 14:50:39.100

NO	BEHIND	LAP TIME
74		1:36.735
75	0.069	1:36.722
86	0.208	1:36.651
3	0.652	1:36.558
21	1.422	1:37.012
4	3.205	1:36.862
23	4.191	1:37.197
51	4.280	1:36.891
14	4.923	1:37.064
5	7.295	1:37.752
40	8.133	1:38.077
8	10.437	1:37.459
55	10.953	1:37.674
27	11.794	1:37.671
44	13.037	1:38.311
18	15.307	1:38.367
19	17.117	1:38.554
20	17.379	1:39.650
6	18.398	1:39.309
24	19.579	1:38.161
77	20.412	1:38.880
94	24.344	1:39.044
30	25.116	1:39.228
2	25.229	1:38.855
99	25.792	1:39.613
7	33.299	1:41.341
59	33.406	1:39.364
15	34.717	1:40.839
31	39.248	1:41.868
25	40.236	1:40.884
73	40.558	1:40.971
39	40.827	1:41.796
22	44.005	1:42.048
28	45.896	1:43.445
61	57.030	1:42.578
76	1:08.451	1:45.003

LAP 9 @ 14:52:16.011

NO	BEHIND	LAP TIME
75		1:36.842
74	0.115	1:37.026
86	0.283	1:36.986
3	0.815	1:37.074
21	1.403	1:36.892
4	3.515	1:37.221
51	4.860	1:37.491
23	4.972	1:37.692
14	5.355	1:37.343
5	8.312	1:37.928
40	9.401	1:38.179

MCRCB BULLETIN TK183

2022 Bennetts British Superbike Championship - Round 9

2022 Pirelli National Superstock Championship with MotoNovo

RACE 1 - LAP CHART

			LAP 11 @ 14:55:29.536		
	NO	BEHIND	LAP TIME		
8	10.741	1:37.215		74	1:36.559
55	11.767	1:37.725		86	0.187 1:36.549
27	12.727	1:37.844		75	0.448 1:37.081
44	14.847	1:38.721		3	1.169 1:37.333
18	17.441	1:39.045		21	1.723 1:36.918
19	19.151	1:38.945		4	5.015 1:37.319
20	19.637	1:39.169		51	5.385 1:36.830
24	20.708	1:38.040		14	7.789 1:37.974
6	20.980	1:39.493		23	7.870 1:38.232
77	22.576	1:39.075		5	11.422 1:38.354
94	26.763	1:39.330		8	11.531 1:37.379
2	27.199	1:38.881		40	12.710 1:38.689
30	27.800	1:39.595		55	14.014 1:37.930
99	28.190	1:39.309		27	18.678 1:41.543
59	35.955	1:39.460		44	20.199 1:39.626
7	36.908	1:40.520		18	21.999 1:39.242
15	37.822	1:40.016		19	23.541 1:39.128
31	44.489	1:42.152		24	24.085 1:38.652
25	44.879	1:41.554		20	24.743 1:39.183
73	44.982	1:41.335		6	26.400 1:39.627
39	45.254	1:41.338		77	27.618 1:39.267
22	49.583	1:42.489		94	31.235 1:38.829
28	52.789	1:43.804		2	31.782 1:38.997
61	1:02.348	1:42.229		99	32.958 1:39.030
76	1:22.445	1:50.905 P		30	33.854 1:39.680

LAP 10 @ 14:53:52.903			
	NO	BEHIND	LAP TIME
	75		1:36.892
	74	0.074	1:36.851
	86	0.271	1:36.880
	3	0.469	1:36.546
	21	1.438	1:36.927
	4	4.329	1:37.706
	51	5.188	1:37.220
	23	6.271	1:38.191
	14	6.448	1:37.985
	5	9.701	1:38.281
	40	10.654	1:38.145
	8	10.785	1:36.936
	55	12.717	1:37.842
	27	13.768	1:37.933
	44	17.206	1:39.251
	18	19.390	1:38.841
	19	21.046	1:38.787
	24	22.066	1:38.250
	20	22.193	1:39.448
	6	23.406	1:39.318
	77	24.984	1:39.300
	94	29.039	1:39.168
	2	29.418	1:39.111
	99	30.561	1:39.263
	30	30.807	1:39.899
	59	38.560	1:39.497
	7	40.580	1:40.564
	15	41.239	1:40.309
	31	49.841	1:42.244
	73	50.020	1:41.930
	25	50.207	1:42.220
	39	50.517	1:42.155
	22	54.903	1:42.212
	28	59.753	1:43.856
	61	1:07.739	1:42.283

MCRCB BULLETIN TK184

2022 Bennetts British Superbike Championship - Round 9

2022 Pirelli National Superstock Championship with MotoNovo

RACE 1 - POSITION CHART

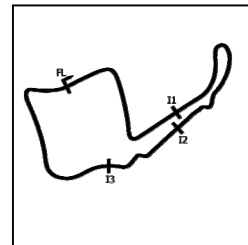
No	Name	Lap											
		Pos	1	2	3	4	5	6	7	8	9	10	11
75	OLSEN	1	21	86	86	75	75	74	74	74	75	75	74
74	TODD	2	86	75	75	86	74	75	75	75	74	74	86
86	NESBITT	3	74	21	21	74	86	86	86	86	86	86	75
21	WARD	4	75	74	74	21	3	3	3	3	3	3	3
3	McCONNELL	5	4	3	3	3	21	21	21	21	21	21	21
4	LINFOOT	6	3	23	4	4	4	4	4	4	4	4	4
40	FRANCIS	7	23	4	23	23	23	23	23	23	51	51	51
23	HEDGER	8	40	51	14	14	51	51	51	51	23	23	14
57	DAY	9	51	14	51	51	14	14	14	14	14	14	23
27	ESTMENT	10	14	40	40	40	40	5	5	5	5	5	5
55	BEECH	11	27	5	5	5	5	40	40	40	40	40	8
51	ELLIOTT	12	5	27	27	55	55	55	8	8	8	8	40
44	NIXON	13	44	55	55	27	27	8	55	55	55	55	55
14	NEAVE	14	55	44	44	44	8	27	27	27	27	27	27
18	WINFIELD	15	20	20	20	8	44	44	44	44	44	44	44
5	KERR	16	6	6	18	18	18	18	18	18	18	18	18
24	CUMMINS	17	18	18	6	20	20	20	20	19	19	19	19
19	TALBOT	18	19	19	8	6	6	6	19	20	20	24	24
2	TOMS	19	99	8	19	19	19	19	6	6	24	20	20
20	OLIVER	20	77	77	77	77	77	77	24	24	6	6	6
6	NEVE	21	24	99	24	24	24	24	77	77	77	77	77
30	McNEALY	22	8	24	30	30	30	30	94	94	94	94	94
77	HARRAN	23	30	30	99	99	99	94	30	30	2	2	2
99	LUXTON	24	2	2	2	94	94	99	99	2	30	99	99
59	TRUELOVE	25	7	7	94	2	2	2	2	99	99	30	30
94	STANTON	26	15	94	7	7	7	7	7	7	59	59	59
7	VERWEY	27	94	15	15	15	15	15	15	59	7	7	7
15	HARRISON	28	31	31	31	31	59	59	59	15	15	15	15
39	MORGAN	29	28	28	28	59	31	31	31	31	31	31	25
76	VERWEY	30	59	59	59	28	39	39	39	25	25	73	73
31	COX	31	39	39	39	39	73	73	25	73	73	25	31
73	BROOK	32	22	22	73	73	28	25	73	39	39	39	39
22	MACKAY	33	73	73	22	25	25	28	22	22	22	22	22
28	OULTRAM	34	76	25	25	22	22	22	28	28	28	28	28
61	SELLERS	35	25	76	76	76	61	61	61	61	61	61	61
25	BOERBOOM	36	61	61	61	61	76	76	76	76	76	76	76
8	ROLLO	37											

MCRCB BULLETIN TK185

2022 Bennetts British Superbike Championship - Round 9

2022 Pirelli National Superstock Championship with MotoNovo

RACE 1 - SECTOR ANALYSIS



SECTOR 1 = FL to I1, SECTOR 2 = I1 to I2, SECTOR 3 = I2 to I3, SECTOR 4 = I3 to FL, DIFF = Difference To Personal Best Lap, P = Crossed Finish Line in Pit Lane, D = Time Disallowed

P1 74		Davey TODD				Honda - Milenco by Padgetts Motorcycles						
IDEAL LAP TIME : 1:36.133		BEST LAP TIME : 1:36.512				DIFFERENCE : 0.379						
LAP	SECTOR 1	SECTOR 2		SECTOR 3		SECTOR 4		LAP TIME	MPH	DIFF	TIME OF DAY	
1 -		151.8	28.369	118.5	19.304	131.8	26.979	145.2	1:42.406	94.63	5.894	14:39:18.846
2 -	24.663	153.9	28.362	119.8	19.287	129.8	26.632	145.2	1:38.944	97.94	2.432	14:40:57.790
3 -	24.005	156.7	27.455	120.9	19.296	132.3	26.520	145.5	1:37.276	99.62	0.764	14:42:35.066
4 -	24.092	154.2	27.351	120.0	19.082	135.0	26.333	145.5	1:36.858	100.05	0.346	14:44:11.924
5 -	23.747	157.1	27.449	120.4	19.082	134.7	26.234	145.2	1:36.512 (1)	100.41		14:45:48.436
6 -	23.965	152.8	27.447	120.2	19.126	132.1	26.395	142.7	1:36.933	99.97	0.421	14:47:25.369
7 -	23.973	153.2	27.598	117.9	18.990	133.4	26.435	142.1	1:36.996	99.91	0.484	14:49:02.365
8 -	23.886	153.9	27.490	118.5	18.939	132.3	26.420	141.5	1:36.735 (3)	100.18	0.223	14:50:39.100
9 -	24.137	154.9	27.472	119.8	18.911	133.1	26.506	146.5	1:37.026	99.88	0.514	14:52:16.126
10 -	23.938	155.3	27.413	119.6	19.033	133.1	26.467	144.0	1:36.851	100.06	0.339	14:53:52.977
11 -	23.883	153.2	27.496	119.4	18.801	132.6	26.379	141.5	1:36.559 (2)	100.36	0.047	14:55:29.536

P2 86		Charlie NESBITT				Suzuki - VisionTrack Suzuki						
IDEAL LAP TIME : 1:36.300		BEST LAP TIME : 1:36.549				DIFFERENCE : 0.249						
LAP	SECTOR 1	SECTOR 2		SECTOR 3		SECTOR 4		LAP TIME	MPH	DIFF	TIME OF DAY	
1 -		149.4	28.148	113.9	19.451	130.0	27.156	138.6	1:42.308	94.72	5.759	14:39:18.748
2 -	24.380	147.1	27.709	116.5	19.288	131.0	26.751	138.9	1:38.128	98.76	1.579	14:40:56.876
3 -	24.138	150.4	27.497	117.9	19.356	131.3	26.682	137.7	1:37.673	99.22	1.124	14:42:34.549
4 -	24.105	152.8	27.468	119.4	19.147	134.2	26.444	142.1	1:37.164	99.74	0.615	14:44:11.713
5 -	23.779	153.9	27.454	115.7	19.042	135.0	26.580	141.8	1:36.855 (3)	100.05	0.306	14:45:48.568
6 -	23.929	154.2	27.544	118.3	19.282	135.2	26.361	143.3	1:37.116	99.79	0.567	14:47:25.684
7 -	23.910	153.2	27.657	118.7	19.029	135.2	26.377	142.1	1:36.973	99.93	0.424	14:49:02.657
8 -	23.799	153.2	27.637	120.4	18.922	136.3	26.293	142.1	1:36.651 (2)	100.27	0.102	14:50:39.308
9 -	24.039	152.8	27.457	121.7	18.958	135.5	26.532	142.4	1:36.986	99.92	0.437	14:52:16.294
10 -	23.931	154.6	27.407	120.2	18.997	135.8	26.545	142.7	1:36.880	100.03	0.331	14:53:53.174
11 -	23.936	152.5	27.413	120.2	18.821	135.0	26.379	138.9	1:36.549 (1)	100.37		14:55:29.723

P3 75		Alex OLSEN				BMW - FHO Racing with Kobelco						
IDEAL LAP TIME : 1:36.486		BEST LAP TIME : 1:36.722				DIFFERENCE : 0.236						
LAP	SECTOR 1	SECTOR 2		SECTOR 3		SECTOR 4		LAP TIME	MPH	DIFF	TIME OF DAY	
1 -		150.1	28.341	119.6	19.349	132.6	26.931	147.1	1:42.483	94.56	5.761	14:39:18.923
2 -	24.660	154.6	27.654	119.8	19.238	127.5	26.648	142.7	1:38.200	98.68	1.478	14:40:57.123
3 -	23.936	153.2	27.852	118.1	19.067	131.0	26.618	142.1	1:37.473	99.42	0.751	14:42:34.596
4 -	23.816	153.5	27.614	117.5	19.003	132.6	26.467	142.1	1:36.900	100.01	0.178	14:44:11.496
5 -	23.810	154.2	27.463	117.9	19.094	132.1	26.417	141.5	1:36.784 (2)	100.13	0.062	14:45:48.280
6 -	23.928	153.9	27.513	117.7	19.430	132.6	26.366	144.0	1:37.237	99.66	0.515	14:47:25.517
7 -	23.914	154.2	27.681	119.8	18.954	133.9	26.381	144.9	1:36.930	99.98	0.208	14:49:02.447
8 -	23.881	154.6	27.585	120.4	18.899	134.4	26.357	144.6	1:36.722 (1)	100.19		14:50:39.169
9 -	23.920	153.2	27.449	118.1	18.931	133.9	26.542	141.8	1:36.842 (3)	100.07	0.120	14:52:16.011
10 -	23.845	154.2	27.506	117.9	18.973	131.5	26.568	140.6	1:36.892	100.02	0.170	14:53:52.903
11 -	23.992	154.6	27.837	122.0	18.870	132.1	26.382	143.0	1:37.081	99.82	0.359	14:55:29.984

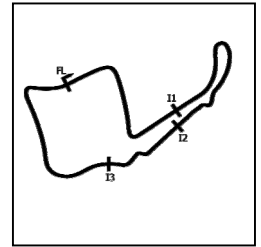
P4 3		Billy McCONNELL				Honda - C&L Fairburn Properties / Jackson Racing						
IDEAL LAP TIME : 1:36.383		BEST LAP TIME : 1:36.546				DIFFERENCE : 0.163						
LAP	SECTOR 1	SECTOR 2		SECTOR 3		SECTOR 4		LAP TIME	MPH	DIFF	TIME OF DAY	
1 -		151.8	28.441	117.3	19.599	128.5	26.756	142.4	1:43.099	93.99	6.553	14:39:19.539
2 -	24.120	155.3	28.140	117.5	19.690	128.5	26.734	144.3	1:38.684	98.20	2.138	14:40:58.223
3 -	23.773	154.6	27.624	118.3	19.106	132.8	26.495	145.2	1:36.998	99.91	0.452	14:42:35.221
4 -	24.141	155.3	27.438	118.7	19.044	132.6	26.508	144.6	1:37.131	99.77	0.585	14:44:12.352
5 -	23.783	154.9	27.522	120.0	19.082	127.8	26.653	142.1	1:37.040	99.86	0.494	14:45:49.392
6 -	23.858	153.2	27.376	116.3	19.084	130.0	26.427	144.3	1:36.745 (3)	100.17	0.199	14:47:26.137
7 -	23.801	152.1	27.506	120.4	19.118	132.3	26.632	142.4	1:37.057	99.85	0.511	14:49:03.194
8 -	23.788	153.2	27.391	118.3	18.887	131.8	26.492	141.2	1:36.558 (2)	100.36	0.012	14:50:39.752
9 -	23.815	154.2	27.770	116.3	18.949	131.0	26.540	142.1	1:37.074	99.83	0.528	14:52:16.826
10 -	23.860	153.5	27.340	117.7	18.963	132.1	26.383	144.6	1:36.546 (1)	100.38		14:53:53.372
11 -	24.029	153.9	27.629	119.1	19.019	132.1	26.656	141.8	1:37.333	99.56	0.787	14:55:30.705

MCRCB BULLETIN TK185

2022 Bennetts British Superbike Championship - Round 9

2022 Pirelli National Superstock Championship with MotoNovo

RACE 1 - SECTOR ANALYSIS



SECTOR 1 = FL to I1, SECTOR 2 = I1 to I2 SECTOR 3 = I2 to I3, SECTOR 4 = I3 to FL, DIFF = Difference To Personal Best Lap, P = Crossed Finish Line in Pit Lane, D = Time Disallowed

P5 21		Tom WARD				Aprilia - IN Competition / Aprilia						
IDEAL LAP TIME : 1:36.508		BEST LAP TIME : 1:36.596				DIFFERENCE : 0.088						
LAP	SECTOR 1	SECTOR 2		SECTOR 3		SECTOR 4		LAP TIME	MPH	DIFF	TIME OF DAY	
1 -		149.1	28.345	114.9	19.318	130.0	26.975	1:42.288	94.74	5.692	14:39:18.728	
2 -	24.685	147.8	27.694	117.1	19.272	130.0	26.900	1:38.551	98.33	1.955	14:40:57.279	
3 -	24.029	150.1	27.764	120.0	19.196	132.8	26.671	140.9	1:37.660	99.23	1.064	14:42:34.939
4 -	23.961	150.8	27.458	118.9	19.091	132.8	26.710	142.1	1:37.220	99.68	0.624	14:44:12.159
5 -	23.881	151.4	27.959	117.9	19.110	132.1	26.761	141.2	1:37.711	99.18	1.115	14:45:49.870
6 -	23.797	152.8	27.268	118.9	18.997	133.6	26.534	1:36.596 (1)	100.32		14:47:26.466	
7 -	23.741	152.5	27.592	119.1	19.112	131.5	26.599	1:37.044	99.86	0.448	14:49:03.510	
8 -	23.854	151.4	27.410	121.3	19.010	133.4	26.738	1:37.012	99.89	0.416	14:50:40.522	
9 -	23.919	150.4	27.276	120.2	19.004	129.5	26.693	1:36.892	(2)	100.02	0.296	14:52:17.414
10 -	23.888	151.4	27.395	120.2	18.965	132.3	26.679	1:36.927	99.98	0.331	14:53:54.341	
11 -	23.853	151.1	27.374	118.1	19.030	132.8	26.661	1:36.918	(3)	99.99	0.322	14:55:31.259

P6 4		Dan LINFOOT				Honda - Optimum Bikes Racing							
IDEAL LAP TIME : 1:36.828		BEST LAP TIME : 1:36.862				DIFFERENCE : 0.034							
LAP	SECTOR 1	SECTOR 2		SECTOR 3		SECTOR 4		LAP TIME	MPH	DIFF	TIME OF DAY		
1 -		150.8	28.522	118.3	19.624	133.1	26.812	143.7	1:43.002	94.08	6.140	14:39:19.442	
2 -	24.408	154.2	28.240	122.2	19.742	131.0	27.067	145.2	1:39.457	97.44	2.595	14:40:58.899	
3 -	23.978	152.5	27.666	118.9	19.297	129.8	27.284	141.2	1:38.225	98.66	1.363	14:42:37.124	
4 -	23.966	153.2	27.629	118.7	19.034	131.8	26.508	141.2	1:37.137	99.76	0.275	14:44:14.261	
5 -	23.918	154.6	27.501	118.5	19.023	132.1	26.544	142.4	1:36.986	(2)	99.92	0.124	14:45:51.247
6 -	23.875	155.7	27.643	117.1	19.101	132.3	26.548	142.1	1:37.167	99.73	0.305	14:47:28.414	
7 -	23.879	154.6	27.517	119.4	19.067	131.3	26.566	142.1	1:37.029	(3)	99.88	0.167	14:49:05.443
8 -	23.900	154.6	27.455	119.1	18.990	132.1	26.517	140.9	1:36.862 (1)	100.05		14:50:42.305	
9 -	23.956	155.3	27.598	118.5	19.071	131.0	26.596	141.5	1:37.221	99.68	0.359	14:52:19.526	
10 -	24.138	154.6	27.623	117.7	19.183	129.8	26.762	141.2	1:37.706	99.18	0.844	14:53:57.232	
11 -	23.967	154.2	27.584	118.1	19.162	131.3	26.606	141.2	1:37.319	99.58	0.457	14:55:34.551	

P7 51		Brayden ELLIOTT				Honda - CFS Filtration No Bull Racing							
IDEAL LAP TIME : 1:36.515		BEST LAP TIME : 1:36.830				DIFFERENCE : 0.315							
LAP	SECTOR 1	SECTOR 2		SECTOR 3		SECTOR 4		LAP TIME	MPH	DIFF	TIME OF DAY		
1 -		145.5	28.408	115.7	19.885	129.0	26.889	143.7	1:43.800	93.36	6.970	14:39:20.240	
2 -	23.976	148.1	28.223	119.8	19.669	129.5	26.950	144.3	1:38.818	98.07	1.988	14:40:59.058	
3 -	24.053	144.6	27.843	118.3	19.271	130.3	27.173	140.3	1:38.340	98.54	1.510	14:42:37.398	
4 -	24.224	144.9	27.700	119.1	19.294	131.3	26.681	142.4	1:37.899	98.99	1.069	14:44:15.297	
5 -	24.005	148.1	27.599	119.8	19.087	130.0	26.670	141.5	1:37.361	99.53	0.531	14:45:52.658	
6 -	23.778	147.4	27.309	117.5	19.095	130.8	26.651	143.3	1:36.833	(2)	100.08	0.003	14:47:29.491
7 -	23.826	145.5	27.518	119.6	19.106	130.0	26.548	142.1	1:36.998	99.91	0.168	14:49:06.489	
8 -	23.719	145.5	27.670	118.1	19.014	130.5	26.488	142.7	1:36.891	(3)	100.02	0.061	14:50:43.380
9 -	24.121	145.8	27.575	120.6	19.174	128.3	26.621	141.2	1:37.491	99.40	0.661	14:52:20.871	
10 -	24.133	148.4	27.326	117.7	18.999	130.8	26.762	140.6	1:37.220	99.68	0.390	14:53:58.091	
11 -	23.774	146.2	27.436	117.7	19.046	130.5	26.574	141.5	1:36.830 (1)	100.08		14:55:34.921	

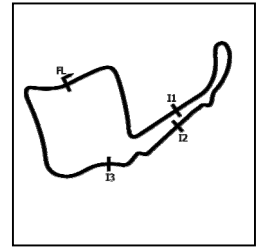
P8 14		Tim NEAVE				Yamaha - Edwards Yamaha							
IDEAL LAP TIME : 1:36.729		BEST LAP TIME : 1:36.908				DIFFERENCE : 0.179							
LAP	SECTOR 1	SECTOR 2		SECTOR 3		SECTOR 4		LAP TIME	MPH	DIFF	TIME OF DAY		
1 -		144.0	28.581	115.9	19.341	131.0	26.573	140.9	1:44.402	92.82	7.494	14:39:20.842	
2 -	24.141	152.1	27.983	116.9	19.642	129.3	26.815	140.6	1:38.581	98.30	1.673	14:40:59.423	
3 -	24.204	150.8	27.711	116.7	19.219	132.1	26.788	139.5	1:37.922	98.96	1.014	14:42:37.345	
4 -	24.062	153.2	27.647	113.7	19.427	132.1	26.661	140.3	1:37.797	99.09	0.889	14:44:15.142	
5 -	23.914	152.1	27.736	115.7	19.487	132.8	26.626	140.6	1:37.763	99.13	0.855	14:45:52.905	
6 -	23.819	151.8	27.483	117.3	19.110	131.8	26.496	143.0	1:36.908 (1)	100.00		14:47:29.813	
7 -	23.692	152.8	27.621	117.9	19.265	133.6	26.568	140.3	1:37.146	(3)	99.76	0.238	14:49:06.959
8 -	23.901	149.7	27.431	117.7	19.132	132.3	26.600	140.9	1:37.064	(2)	99.84	0.156	14:50:44.023
9 -	23.864	152.8	27.653	116.1	19.233	131.0	26.593	141.8	1:37.343	99.55	0.435	14:52:21.366	
10 -	24.023	151.8	27.939	116.1	19.258	130.3	26.765	138.3	1:37.985	98.90	1.077	14:53:59.351	
11 -	24.106	149.1	27.862	117.5	19.204	133.4	26.802	139.2	1:37.974	98.91	1.066	14:55:37.325	

MCRCB BULLETIN TK185

2022 Bennetts British Superbike Championship - Round 9

2022 Pirelli National Superstock Championship with MotoNovo

RACE 1 - SECTOR ANALYSIS



SECTOR 1 = FL to I1, SECTOR 2 = I1 to I2 SECTOR 3 = I2 to I3, SECTOR 4 = I3 to FL, DIFF = Difference To Personal Best Lap, P = Crossed Finish Line in Pit Lane, D = Time Disallowed

P9 23		Luke HEDGER				Suzuki - SBR / Cheney Racing						
IDEAL LAP TIME : 1:36.955		BEST LAP TIME : 1:36.955				DIFFERENCE : 0.000						
LAP	SECTOR 1	SECTOR 2		SECTOR 3		SECTOR 4		LAP TIME	MPH	DIFF	TIME OF DAY	
1 -		149.4	28.512	120.6	19.452	131.8	26.759	144.0	1:43.385	93.73	6.430	14:39:19.825
2 -	24.151	153.9	28.304	120.9	19.648	133.6	26.859	143.3	1:38.962	97.92	2.007	14:40:58.787
3 -	24.016	152.5	27.930	120.2	19.244	132.6	27.279	140.1	1:38.469	98.41	1.514	14:42:37.256
4 -	24.079	152.1	27.871	120.6	19.029	133.4	26.625	141.8	1:37.604	99.29	0.649	14:44:14.860
5 -	23.930	151.8	27.450	120.0	18.978	132.6	26.597	142.7	1:36.955 (1)	99.95		14:45:51.815
6 -	24.001	150.4	27.520	120.0	19.045	132.1	26.686	142.4	1:37.252	99.65	0.297	14:47:29.067
7 -	23.959	151.8	27.461	120.0	18.986	132.3	26.621	141.8	1:37.027 (2)	99.88	0.072	14:49:06.094
8 -	23.979	144.9	27.511	120.4	19.026	132.8	26.681	141.5	1:37.197 (3)	99.70	0.242	14:50:43.291
9 -	24.068	150.1	27.642	118.3	19.160	130.5	26.822	141.2	1:37.692	99.20	0.737	14:52:20.983
10 -	24.269	151.4	27.942	115.3	19.156	131.0	26.824	139.5	1:38.191	98.69	1.236	14:53:59.174
11 -	24.183	150.4	27.808	117.3	19.219	129.5	27.022	139.8	1:38.232	98.65	1.277	14:55:37.406

P10 5		Richard KERR				Honda - AMD Motorsport						
IDEAL LAP TIME : 1:37.030		BEST LAP TIME : 1:37.324				DIFFERENCE : 0.294						
LAP	SECTOR 1	SECTOR 2		SECTOR 3		SECTOR 4		LAP TIME	MPH	DIFF	TIME OF DAY	
1 -		146.5	29.180	117.3	19.622	129.0	27.049	141.2	1:45.634	91.74	8.310	14:39:22.074
2 -	24.002	151.4	28.254	116.3	19.308	126.1	27.194	140.3	1:38.758	98.13	1.434	14:41:00.832
3 -	23.980	151.4	27.755	118.3	19.176	127.5	26.873	141.8	1:37.784	99.10	0.460	14:42:38.616
4 -	24.104	151.4	27.756	119.1	19.079	129.0	26.793	141.2	1:37.732	99.16	0.408	14:44:16.348
5 -	23.895	153.5	27.631	118.7	19.035	130.3	26.763	142.1	1:37.324 (1)	99.57		14:45:53.672
6 -	24.075	152.5	27.438	118.9	19.108	128.3	26.704	142.1	1:37.325 (2)	99.57	0.001	14:47:30.997
7 -	24.163	149.7	27.591	117.7	18.993	128.0	26.899	138.6	1:37.646 (3)	99.24	0.322	14:49:08.643
8 -	24.036	150.8	27.593	117.7	19.244	125.9	26.879	138.6	1:37.752	99.14	0.428	14:50:46.395
9 -	24.285	151.8	27.626	116.3	19.101	126.8	26.916	138.0	1:37.928	98.96	0.604	14:52:24.323
10 -	24.241	151.1	27.768	117.7	19.147	125.9	27.125	136.6	1:38.281	98.60	0.957	14:54:02.604
11 -	24.354	151.1	27.793	116.7	19.152	127.0	27.055	137.7	1:38.354	98.53	1.030	14:55:40.958

P11 8		Lewis ROLLO				Honda - Milenco by Padgett's Motorcycles						
IDEAL LAP TIME : 1:36.665		BEST LAP TIME : 1:36.936				DIFFERENCE : 0.271						
LAP	SECTOR 1	SECTOR 2		SECTOR 3		SECTOR 4		LAP TIME	MPH	DIFF	TIME OF DAY	
1 -		136.3	30.064	115.1	20.179	124.9	27.222	142.7	1:48.888	89.00	11.952	14:39:25.328
2 -	24.303	148.7	28.734	117.3	19.438	131.8	26.745	142.1	1:39.220	97.67	2.284	14:41:04.548
3 -	24.077	148.1	27.869	118.9	19.316	131.8	26.781	142.4	1:38.043	98.84	1.107	14:42:42.591
4 -	23.888	151.4	27.673	117.3	19.281	133.9	26.928	140.9	1:37.770	99.12	0.834	14:44:20.361
5 -	23.799	153.5	27.550	117.5	19.202	132.8	26.529	142.1	1:37.080 (2)	99.82	0.144	14:45:57.441
6 -	23.916	153.9	27.766	116.1	19.070	132.8	26.588	141.2	1:37.340	99.56	0.404	14:47:34.781
7 -	23.876	151.8	27.637	116.3	19.098	130.8	26.686	138.9	1:37.297	99.60	0.361	14:49:12.078
8 -	24.101	149.7	27.573	117.5	19.050	132.1	26.735	139.2	1:37.459	99.43	0.523	14:50:49.537
9 -	24.031	150.8	27.528	117.3	19.094	131.3	26.562	141.2	1:37.215 (3)	99.68	0.279	14:52:26.752
10 -	23.928	151.4	27.587	118.9	19.015	132.8	26.406	140.6	1:36.936 (1)	99.97		14:54:03.688
11 -	23.986	151.8	27.445	117.5	19.074	132.3	26.874	140.3	1:37.379	99.52	0.443	14:55:41.067

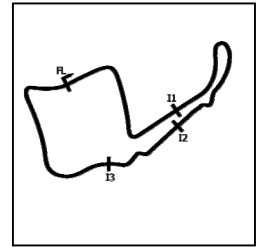
P12 40		Joe FRANCIS				Kawasaki - Stauff Fluid Power Kawasaki						
IDEAL LAP TIME : 1:37.340		BEST LAP TIME : 1:37.545				DIFFERENCE : 0.205						
LAP	SECTOR 1	SECTOR 2		SECTOR 3		SECTOR 4		LAP TIME	MPH	DIFF	TIME OF DAY	
1 -		150.8	28.436	116.7	19.870	130.8	26.942	140.3	1:43.751	93.40	6.206	14:39:20.191
2 -	24.332	149.1	28.258	116.7	19.615	131.3	27.199	139.5	1:39.404	97.49	1.859	14:40:59.595
3 -	24.288	150.8	27.757	117.1	19.331	130.5	26.887	140.6	1:38.263	98.62	0.718	14:42:37.858
4 -	24.230	150.4	27.753	116.9	19.195	131.0	26.808	140.1	1:37.986 (3)	98.90	0.441	14:44:15.844
5 -	24.062	151.1	27.647	115.3	19.238	130.0	26.604	139.2	1:37.551 (2)	99.34	0.006	14:45:53.395
6 -	24.048	149.7	27.598	115.1	19.672	131.3	26.898	140.1	1:38.216	98.67	0.671	14:47:31.611
7 -	24.130	149.7	27.542	115.5	19.146	129.3	26.727	140.1	1:37.545 (1)	99.35		14:49:09.156
8 -	24.190	149.4	27.792	114.9	19.206	130.0	26.889	138.0	1:38.077	98.81	0.532	14:50:47.233
9 -	24.293	148.4	27.734	114.5	19.283	129.0	26.869	137.5	1:38.179	98.71	0.634	14:52:25.412
10 -	24.258	148.4	27.807	114.1	19.250	129.5	26.830	138.6	1:38.145	98.74	0.600	14:54:03.557
11 -	24.619	148.4	27.747	114.3	19.310	128.0	27.013	136.3	1:38.689	98.20	1.144	14:55:42.246

MCRCB BULLETIN TK185

2022 Bennetts British Superbike Championship - Round 9

2022 Pirelli National Superstock Championship with MotoNovo

RACE 1 - SECTOR ANALYSIS



SECTOR 1 = FL to I1, SECTOR 2 = I1 to I2 SECTOR 3 = I2 to I3, SECTOR 4 = I3 to FL, DIFF = Difference To Personal Best Lap, P = Crossed Finish Line in Pit Lane, D = Time Disallowed

P13 55		Ash BEECH				Honda - Jones Dorling Racing						
IDEAL LAP TIME : 1:37.239		BEST LAP TIME : 1:37.674				DIFFERENCE : 0.435						
LAP	SECTOR 1	SECTOR 2		SECTOR 3		SECTOR 4		LAP TIME	MPH	DIFF	TIME OF DAY	
1 -		140.1	29.335	118.3	19.859	133.9	27.043	145.5	1:46.098	91.34	8.424	14:39:22.538
2 -	24.280	153.5	28.020	118.1	19.505	134.7	27.260	143.3	1:39.065	97.82	1.391	14:41:01.603
3 -	24.074	154.6	28.208	115.9	19.360	133.9	26.726	144.0	1:38.368	98.52	0.694	14:42:39.971
4 -	24.194	151.1	27.949	116.1	19.472	133.1	27.103	140.9	1:38.718	98.17	1.044	14:44:18.689
5 -	24.204	152.1	27.793	117.9	19.440	128.0	26.847	141.8	1:38.284	98.60	0.610	14:45:56.973
6 -	24.008	151.8	27.605	115.9	19.329	132.3	26.751	141.2	1:37.693 (2)	99.20	0.019	14:47:34.666
7 -	23.952	151.1	27.953	118.9	19.215	132.8	26.593	140.9	1:37.713 (3)	99.18	0.039	14:49:12.379
8 -	24.173	151.8	27.761	118.1	19.136	133.1	26.604	141.2	1:37.674 (1)	99.22		14:50:50.053
9 -	23.986	152.1	27.811	115.3	19.212	132.3	26.716	141.5	1:37.725	99.16	0.051	14:52:27.778
10 -	24.215	152.5	27.766	116.3	19.315	130.3	26.546	141.5	1:37.842	99.05	0.168	14:54:05.620
11 -	24.121	152.8	27.746	114.7	19.349	129.3	26.714	140.9	1:37.930	98.96	0.256	14:55:43.550

P14 27		Bjorn ESTMENT				Suzuki - Specsavers Suzuki by Hawk Racing						
IDEAL LAP TIME : 1:37.504		BEST LAP TIME : 1:37.671				DIFFERENCE : 0.167						
LAP	SECTOR 1	SECTOR 2		SECTOR 3		SECTOR 4		LAP TIME	MPH	DIFF	TIME OF DAY	
1 -		146.2	28.961	113.1	19.870	128.0	26.972	141.2	1:45.254	92.07	7.583	14:39:21.694
2 -	24.268	152.5	28.292	114.9	19.774	129.8	27.108	140.1	1:39.442	97.45	1.771	14:41:01.136
3 -	24.247	153.2	27.955	116.7	19.503	129.5	26.994	141.5	1:38.699	98.19	1.028	14:42:39.835
4 -	24.114	152.5	27.877	117.1	19.661	128.8	27.383	139.8	1:39.035	97.85	1.364	14:44:18.870
5 -	24.333	153.2	27.847	115.7	19.394	130.0	26.822	140.6	1:38.396	98.49	0.725	14:45:57.266
6 -	24.032	153.5	28.118	117.3	19.258	131.8	26.612	140.9	1:38.020	98.87	0.349	14:47:35.286
7 -	24.151	153.9	27.880	116.1	19.263	131.0	26.643	140.9	1:37.937	98.95	0.266	14:49:13.223
8 -	23.988	152.1	27.758	115.3	19.212	132.3	26.713	139.8	1:37.671 (1)	99.22		14:50:50.894
9 -	24.029	152.5	27.738	115.7	19.291	130.0	26.786	140.1	1:37.844 (2)	99.04	0.173	14:52:28.738
10 -	24.122	152.5	27.692	116.3	19.325	131.3	26.794	141.2	1:37.933 (3)	98.95	0.262	14:54:06.671
11 -	24.143	152.1	28.628	87.1	20.881	111.8	27.891	137.5	1:41.543	95.44	3.872	14:55:48.214

P15 44		Jack NIXON				BMW - FHO Racing with Kobelco						
IDEAL LAP TIME : 1:37.609		BEST LAP TIME : 1:37.895				DIFFERENCE : 0.286						
LAP	SECTOR 1	SECTOR 2		SECTOR 3		SECTOR 4		LAP TIME	MPH	DIFF	TIME OF DAY	
1 -		146.5	29.321	117.3	19.982	128.8	27.196	140.1	1:46.035	91.39	8.140	14:39:22.475
2 -	24.557	149.7	28.097	118.7	19.458	128.5	27.159	140.3	1:39.271	97.62	1.376	14:41:01.746
3 -	24.192	153.9	28.066	115.1	19.433	130.8	26.847	139.5	1:38.538	98.35	0.643	14:42:40.284
4 -	23.996	149.7	29.092	110.7	19.402	132.1	26.997	140.1	1:39.487	97.41	1.592	14:44:19.771
5 -	24.203	153.5	27.978	118.1	19.245	133.4	26.757	141.2	1:38.183 (3)	98.70	0.288	14:45:57.954
6 -	23.993	154.9	27.629	118.9	19.454	130.8	26.819	139.2	1:37.895 (1)	98.99		14:47:35.849
7 -	24.147	153.5	27.734	118.1	19.275	131.8	26.821	139.2	1:37.977 (2)	98.91	0.082	14:49:13.826
8 -	24.164	152.1	27.890	117.3	19.230	132.8	27.027	138.3	1:38.311	98.57	0.416	14:50:52.137
9 -	24.269	153.5	28.093	118.1	19.242	130.8	27.117	139.8	1:38.721	98.16	0.826	14:52:30.858
10 -	24.402	153.5	28.227	118.3	19.384	130.3	27.238	136.6	1:39.251	97.64	1.356	14:54:10.109
11 -	24.472	151.1	28.179	117.7	19.559	127.5	27.416	136.1	1:39.626	97.27	1.731	14:55:49.735

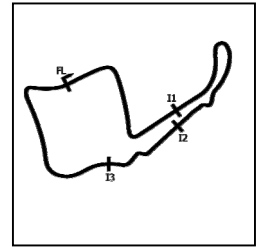
P16 18		Shaun WINFIELD				Honda - TAG Racing Honda						
IDEAL LAP TIME : 1:37.908		BEST LAP TIME : 1:38.251				DIFFERENCE : 0.343						
LAP	SECTOR 1	SECTOR 2		SECTOR 3		SECTOR 4		LAP TIME	MPH	DIFF	TIME OF DAY	
1 -		141.5	29.549	117.3	20.202	130.3	27.679	142.1	1:47.646	90.02	9.395	14:39:24.086
2 -	24.432	146.8	28.393	117.1	19.463	132.6	26.968	142.7	1:39.256	97.63	1.005	14:41:03.342
3 -	24.173	152.8	28.055	119.4	19.155	132.6	26.868	141.2	1:38.251 (1)	98.63		14:42:41.593
4 -	24.315	149.7	27.748	120.0	19.567	129.8	27.343	142.4	1:38.973	97.91	0.722	14:44:20.566
5 -	24.137	152.8	27.953	118.7	19.283	133.1	27.039	140.9	1:38.412 (3)	98.47	0.161	14:45:58.978
6 -	24.207	151.4	28.031	116.9	19.304	132.3	26.977	141.2	1:38.519	98.36	0.268	14:47:37.497
7 -	24.336	150.1	27.835	118.1	19.247	131.5	27.125	139.5	1:38.543	98.34	0.292	14:49:16.040
8 -	24.230	150.8	27.879	116.5	19.285	131.3	26.973	138.3	1:38.367 (2)	98.52	0.116	14:50:54.407
9 -	24.433	151.1	28.100	116.7	19.386	130.8	27.126	137.5	1:39.045	97.84	0.794	14:52:33.452
10 -	24.338	149.4	28.019	116.5	19.503	130.0	26.981	139.2	1:38.841	98.04	0.590	14:54:12.293
11 -	24.371	150.4	28.144	115.7	19.457	131.3	27.270	138.9	1:39.242	97.65	0.991	14:55:51.535

MCRCB BULLETIN TK185

2022 Bennetts British Superbike Championship - Round 9

2022 Pirelli National Superstock Championship with MotoNovo

RACE 1 - SECTOR ANALYSIS



SECTOR 1 = FL to I1, SECTOR 2 = I1 to I2 SECTOR 3 = I2 to I3, SECTOR 4 = I3 to FL, DIFF = Difference To Personal Best Lap, P = Crossed Finish Line in Pit Lane, D = Time Disallowed

P17 19		Joe TALBOT				Kawasaki - Cheshire Mouldings Kawasaki by JR Performance						
IDEAL LAP TIME : 1:38.154		BEST LAP TIME : 1:38.490				DIFFERENCE : 0.336						
LAP	SECTOR 1	SECTOR 2		SECTOR 3		SECTOR 4		LAP TIME	MPH	DIFF	TIME OF DAY	
1 -		139.8	29.640	115.5	20.239	131.3	27.466	141.2	1:47.801	89.89	9.311	14:39:24.241
2 -	24.657	150.8	28.347	117.1	19.609	131.5	27.099	140.1	1:39.712	97.19	1.222	14:41:03.953
3 -	24.530	149.4	27.879	118.1	19.228	132.8	27.100	140.1	1:38.737	98.15	0.247	14:42:42.690
4 -	24.374	150.4	27.778	118.1	19.355	132.8	26.995	140.3	1:38.502 (2)	98.38	0.012	14:44:21.192
5 -	24.436	151.8	28.484	116.9	19.218	132.6	26.966	140.6	1:39.104	97.78	0.614	14:46:00.296
6 -	24.431	149.4	27.858	116.5	19.210	134.2	26.991	140.6	1:38.490 (1)	98.39		14:47:38.786
7 -	24.359	151.4	28.265	117.5	19.378	132.8	26.875	139.8	1:38.877	98.01	0.387	14:49:17.663
8 -	24.354	151.8	27.715	117.7	19.385	131.3	27.100	138.3	1:38.554 (3)	98.33	0.064	14:50:56.217
9 -	24.551	150.1	28.004	116.5	19.318	130.5	27.072	136.3	1:38.945	97.94	0.455	14:52:35.162
10 -	24.490	151.4	27.942	114.7	19.356	132.8	26.999	139.8	1:38.787	98.10	0.297	14:54:13.949
11 -	24.557	151.1	27.989	117.1	19.341	132.3	27.241	137.2	1:39.128	97.76	0.638	14:55:53.077

P18 24		Conor CUMMINS				Honda - Milenco by Padgetts Motorcycles						
IDEAL LAP TIME : 1:37.815		BEST LAP TIME : 1:38.040				DIFFERENCE : 0.225						
LAP	SECTOR 1	SECTOR 2		SECTOR 3		SECTOR 4		LAP TIME	MPH	DIFF	TIME OF DAY	
1 -		141.2	30.076	115.3	20.427	132.1	27.536	143.3	1:48.731	89.13	10.691	14:39:25.171
2 -	24.918	150.8	29.015	116.3	19.962	128.8	27.244	143.3	1:41.139	95.82	3.099	14:41:06.310
3 -	24.909	150.1	28.265	113.5	19.601	131.5	26.909	140.9	1:39.684	97.22	1.644	14:42:45.994
4 -	24.271	151.1	28.255	117.7	19.439	132.1	26.952	140.3	1:38.917	97.97	0.877	14:44:24.911
5 -	24.301	151.4	28.074	116.9	19.477	130.8	26.876	138.9	1:38.728	98.16	0.688	14:46:03.639
6 -	24.189	151.8	27.934	117.7	19.303	131.8	26.693	141.2	1:38.119 (2)	98.77	0.079	14:47:41.758
7 -	24.416	151.1	28.220	112.2	19.331	132.6	26.793	139.8	1:38.760	98.12	0.720	14:49:20.518
8 -	24.275	151.1	27.987	116.9	19.209	132.1	26.690	137.5	1:38.161 (3)	98.72	0.121	14:50:58.679
9 -	24.145	151.4	27.844	117.5	19.338	132.6	26.713	140.1	1:38.040 (1)	98.85		14:52:36.719
10 -	24.072	152.5	28.029	116.5	19.244	132.3	26.905	140.6	1:38.250	98.63	0.210	14:54:14.969
11 -	24.135	151.4	28.358	116.9	19.278	132.8	26.881	139.5	1:38.652	98.23	0.612	14:55:53.621

P19 20		Tom OLIVER				Aprilia - IN Competition / Aprilia						
IDEAL LAP TIME : 1:38.289		BEST LAP TIME : 1:38.634				DIFFERENCE : 0.345						
LAP	SECTOR 1	SECTOR 2		SECTOR 3		SECTOR 4		LAP TIME	MPH	DIFF	TIME OF DAY	
1 -		143.7	29.512	116.5	19.739	131.0	27.060	142.4	1:46.332	91.14	7.698	14:39:22.772
2 -	24.488	151.1	28.341	116.1	19.568	131.8	26.920	143.0	1:39.317	97.57	0.683	14:41:02.089
3 -	24.163	151.1	28.177	116.9	19.541	132.3	26.766	143.0	1:38.647 (2)	98.24	0.013	14:42:40.736
4 -	24.180	151.1	28.571	111.6	19.620	131.8	27.613	141.8	1:39.984	96.92	1.350	14:44:20.720
5 -	24.374	151.1	28.025	115.9	19.423	131.8	26.868	141.5	1:38.690 (3)	98.19	0.056	14:45:59.410
6 -	24.226	150.8	28.072	115.7	19.457	132.6	26.879	142.1	1:38.634 (1)	98.25		14:47:38.044
7 -	24.248	150.4	27.937	115.1	19.594	128.3	27.006	141.5	1:38.785	98.10	0.151	14:49:16.829
8 -	24.317	151.4	28.241	114.1	19.902	128.3	27.190	140.1	1:39.650	97.25	1.016	14:50:56.479
9 -	24.458	146.2	28.211	116.3	19.520	129.8	26.980	139.5	1:39.169	97.72	0.535	14:52:35.648
10 -	24.392	148.1	28.186	115.1	19.676	128.5	27.194	141.8	1:39.448	97.45	0.814	14:54:15.096
11 -	24.373	148.4	28.190	116.3	19.518	131.0	27.102	139.8	1:39.183	97.71	0.549	14:55:54.279

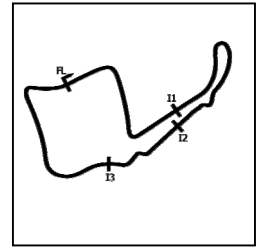
P20 6		Craig NEVE				BMW - CN Racing						
IDEAL LAP TIME : 1:38.422		BEST LAP TIME : 1:38.668				DIFFERENCE : 0.246						
LAP	SECTOR 1	SECTOR 2		SECTOR 3		SECTOR 4		LAP TIME	MPH	DIFF	TIME OF DAY	
1 -		147.4	29.521	116.5	20.331	130.0	27.270	140.6	1:47.551	90.10	8.883	14:39:23.991
2 -	24.479	150.4	28.168	113.5	19.466	129.3	27.092	139.8	1:39.205	97.68	0.537	14:41:03.196
3 -	24.324	149.7	28.469	115.9	19.380	129.3	26.832	141.5	1:39.005	97.88	0.337	14:42:42.201
4 -	24.268	150.8	28.198	115.1	19.279	130.8	26.923	140.9	1:38.668 (1)	98.22		14:44:20.869
5 -	24.409	145.2	28.173	115.7	19.370	130.5	26.883	143.0	1:38.835 (2)	98.05	0.167	14:45:59.704
6 -	24.151	145.5	28.304	115.1	19.449	131.5	27.095	141.2	1:38.999 (3)	97.89	0.331	14:47:38.703
7 -	24.143	147.4	28.510	113.5	19.859	128.8	26.974	140.1	1:39.486	97.41	0.818	14:49:18.189
8 -	24.394	148.7	28.305	115.3	19.569	130.8	27.041	140.6	1:39.309	97.58	0.641	14:50:57.498
9 -	24.343	149.4	28.399	114.1	19.522	128.8	27.229	141.5	1:39.493	97.40	0.825	14:52:36.991
10 -	24.383	149.7	28.362	114.5	19.453	129.0	27.120	140.1	1:39.318	97.57	0.650	14:54:16.309
11 -	24.520	149.4	28.451	114.7	19.441	129.5	27.215	139.2	1:39.627	97.27	0.959	14:55:55.936

MCRCB BULLETIN TK185

2022 Bennetts British Superbike Championship - Round 9

2022 Pirelli National Superstock Championship with MotoNovo

RACE 1 - SECTOR ANALYSIS



SECTOR 1 = FL to I1, SECTOR 2 = I1 to I2 SECTOR 3 = I2 to I3, SECTOR 4 = I3 to FL, DIFF = Difference To Personal Best Lap, P = Crossed Finish Line in Pit Lane, D = Time Disallowed

P21 77		Brent HARRAN				Honda - Optimum Bikes Racing						
IDEAL LAP TIME : 1:38.449		BEST LAP TIME : 1:38.541				DIFFERENCE : 0.092						
LAP	SECTOR 1	SECTOR 2		SECTOR 3		SECTOR 4		LAP TIME	MPH	DIFF	TIME OF DAY	
1 -		138.9	29.901	119.1	20.056	129.5	27.502	142.7	1:48.544	89.28	10.003	14:39:24.984
2 -	24.537	152.8	28.758	116.3	19.813	128.0	27.175	141.2	1:40.283	96.63	1.742	14:41:05.267
3 -	24.260	150.1	28.349	115.1	19.492	128.3	27.269	140.1	1:39.370	97.52	0.829	14:42:44.637
4 -	24.343	151.4	28.404	114.9	19.515	130.5	27.246	139.5	1:39.508	97.39	0.967	14:44:24.145
5 -	24.228	151.4	28.158	114.1	19.413	128.3	27.144	140.9	1:38.943 (3)	97.94	0.402	14:46:03.088
6 -	24.161	152.1	28.087	115.7	19.376	131.3	26.917	139.5	1:38.541 (1)	98.34		14:47:41.629
7 -	24.284	151.4	28.083	115.3	19.465	129.3	27.171	141.2	1:39.003	97.88	0.462	14:49:20.632
8 -	24.470	150.8	28.006	117.3	19.498	131.8	26.906	141.5	1:38.880 (2)	98.01	0.339	14:50:59.512
9 -	24.268	150.8	28.115	115.7	19.616	131.3	27.076	138.6	1:39.075	97.81	0.534	14:52:38.587
10 -	24.542	148.7	28.140	116.9	19.486	128.5	27.132	139.5	1:39.300	97.59	0.759	14:54:17.887
11 -	24.231	152.1	28.289	117.3	19.426	130.5	27.321	137.7	1:39.267	97.62	0.726	14:55:57.154

P22 94		Max STANTON				BMW - PHR Performance						
IDEAL LAP TIME : 1:38.498		BEST LAP TIME : 1:38.829				DIFFERENCE : 0.331						
LAP	SECTOR 1	SECTOR 2		SECTOR 3		SECTOR 4		LAP TIME	MPH	DIFF	TIME OF DAY	
1 -		135.2	30.460	117.5	20.485	128.0	27.636	141.8	1:50.234	87.91	11.405	14:39:26.674
2 -	24.950	152.8	28.869	119.6	19.811	130.3	27.390	143.0	1:41.020	95.93	2.191	14:41:07.694
3 -	24.750	148.1	28.905	117.5	19.705	132.3	27.294	137.2	1:40.654	96.28	1.825	14:42:48.348
4 -	24.479	153.5	28.254	119.8	19.359	132.3	27.017	139.5	1:39.109	97.78	0.280	14:44:27.457
5 -	24.577	152.1	28.096	119.8	19.292	132.6	26.978	141.5	1:38.943 (3)	97.94	0.114	14:46:06.400
6 -	24.490	146.8	28.210	119.8	19.225	133.4	26.985	140.3	1:38.910 (2)	97.98	0.081	14:47:45.310
7 -	24.322	150.8	28.156	118.1	19.210	134.2	27.402	138.0	1:39.090	97.80	0.261	14:49:24.400
8 -	24.492	148.7	28.007	117.5	19.346	132.1	27.199	138.6	1:39.044	97.84	0.215	14:51:03.444
9 -	24.803	151.1	28.247	114.1	19.278	131.8	27.002	139.8	1:39.330	97.56	0.501	14:52:42.774
10 -	24.858	149.7	28.037	117.1	19.216	131.8	27.057	138.0	1:39.168	97.72	0.339	14:54:21.942
11 -	24.476	152.5	28.061	116.5	19.333	132.6	26.959	138.0	1:38.829 (1)	98.06		14:56:00.771

P23 2		TJ TOMS				Kawasaki - Platform Hire Racing						
IDEAL LAP TIME : 1:38.599		BEST LAP TIME : 1:38.855				DIFFERENCE : 0.256						
LAP	SECTOR 1	SECTOR 2		SECTOR 3		SECTOR 4		LAP TIME	MPH	DIFF	TIME OF DAY	
1 -		140.6	30.269	117.7	20.219	129.0	27.844	141.5	1:49.408	88.57	10.553	14:39:25.848
2 -	24.647	151.1	28.987	118.9	20.023	130.5	27.754	141.2	1:41.411	95.56	2.556	14:41:07.259
3 -	24.447	146.8	28.718	118.7	19.802	131.8	27.622	139.5	1:40.589	96.34	1.734	14:42:47.848
4 -	24.257	147.1	28.376	117.5	19.624	133.1	27.521	139.5	1:39.778	97.12	0.923	14:44:27.626
5 -	24.557	152.5	28.221	117.7	19.521	133.9	27.216	139.8	1:39.515	97.38	0.660	14:46:07.141
6 -	24.269	151.4	28.090	117.7	19.334	134.2	27.350	138.9	1:39.043	97.84	0.188	14:47:46.184
7 -	24.381	150.1	28.348	117.7	19.244	134.2	27.317	140.3	1:39.290	97.60	0.435	14:49:25.474
8 -	24.428	152.5	28.077	115.9	19.304	132.1	27.046	143.0	1:38.855 (1)	98.03		14:51:04.329
9 -	24.296	150.1	28.217	116.5	19.248	133.1	27.120	139.5	1:38.881 (2)	98.00	0.026	14:52:43.210
10 -	24.556	150.8	28.252	117.7	19.219	133.1	27.084	139.5	1:39.111	97.78	0.256	14:54:22.321
11 -	24.339	151.4	28.215	115.3	19.312	133.9	27.131	139.5	1:38.997 (3)	97.89	0.142	14:56:01.318

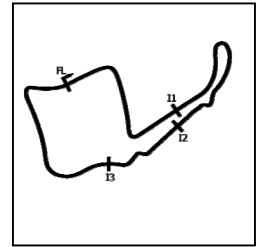
P24 99		Ben LUXTON				BMW - Team XG Racing						
IDEAL LAP TIME : 1:39.026		BEST LAP TIME : 1:39.030				DIFFERENCE : 0.004						
LAP	SECTOR 1	SECTOR 2		SECTOR 3		SECTOR 4		LAP TIME	MPH	DIFF	TIME OF DAY	
1 -		141.8	29.471	116.9	20.280	127.5	27.597	141.8	1:48.294	89.49	9.264	14:39:24.734
2 -	24.767	146.5	29.224	116.9	20.029	128.0	27.370	138.9	1:41.390	95.58	2.360	14:41:06.124
3 -	25.310	145.8	28.541	115.9	19.792	127.8	27.541	141.2	1:41.184	95.77	2.154	14:42:47.308
4 -	24.635	145.8	28.188	116.1	19.562	129.5	27.213	139.2	1:39.598	97.30	0.568	14:44:26.906
5 -	24.586	149.7	28.037	117.1	19.470	128.8	27.150	140.1	1:39.243 (2)	97.65	0.213	14:46:06.149
6 -	24.708	149.1	28.176	115.3	19.662	129.3	27.198	141.5	1:39.744	97.16	0.714	14:47:45.893
7 -	24.620	150.8	28.031	116.1	19.456	129.3	27.279	141.2	1:39.386	97.51	0.356	14:49:25.279
8 -	24.584	149.1	28.416	117.7	19.436	130.0	27.177	140.9	1:39.613	97.28	0.583	14:51:04.892
9 -	24.665	147.4	28.101	118.1	19.396	129.8	27.147	142.1	1:39.309	97.58	0.279	14:52:44.201
10 -	24.528	149.7	28.048	118.5	19.408	130.3	27.279	140.1	1:39.263 (3)	97.63	0.233	14:54:23.464
11 -	24.532	152.1	27.999	116.3	19.355	130.5	27.144	139.5	1:39.030 (1)	97.86		14:56:02.494

MCRCB BULLETIN TK185

2022 Bennetts British Superbike Championship - Round 9

2022 Pirelli National Superstock Championship with MotoNovo

RACE 1 - SECTOR ANALYSIS



SECTOR 1 = FL to I1, SECTOR 2 = I1 to I2 SECTOR 3 = I2 to I3, SECTOR 4 = I3 to FL, DIFF = Difference To Personal Best Lap, P = Crossed Finish Line in Pit Lane, D = Time Disallowed

P25 30		Rob McNEALY				BMW - McNealy Brown						
IDEAL LAP TIME : 1:38.750		BEST LAP TIME : 1:39.027				DIFFERENCE : 0.277						
LAP	SECTOR 1	SECTOR 2		SECTOR 3		SECTOR 4		LAP TIME	MPH	DIFF	TIME OF DAY	
1 -		137.7	29.926	116.7	20.529	125.6	27.644	141.5	1:49.069	88.85	10.042	14:39:25.509
2 -	24.703	142.4	29.008	118.7	19.712	127.8	27.621	140.3	1:41.044	95.91	2.017	14:41:06.553
3 -	25.025	144.6	28.540	116.9	19.746	128.0	27.348	139.8	1:40.659	96.27	1.632	14:42:47.212
4 -	24.271	147.4	28.053	116.1	19.574	129.3	27.129	138.9	1:39.027 (1)	97.86		14:44:26.239
5 -	24.401	147.4	27.979	114.5	19.457	128.8	27.358	137.2	1:39.195 (2)	97.69	0.168	14:46:05.434
6 -	24.276	146.5	28.012	112.4	19.612	126.6	27.383	136.9	1:39.283	97.61	0.256	14:47:44.717
7 -	24.672	146.5	28.295	113.9	19.721	129.3	27.583	137.5	1:40.271	96.65	1.244	14:49:24.988
8 -	24.377	148.1	28.072	114.5	19.418	128.5	27.361	137.5	1:39.228 (3)	97.66	0.201	14:51:04.216
9 -	24.691	146.8	28.232	116.9	19.371	129.8	27.301	138.0	1:39.595	97.30	0.568	14:52:43.811
10 -	24.312	147.1	28.268	115.3	19.497	129.8	27.822	137.7	1:39.899	97.01	0.872	14:54:23.710
11 -	24.509	149.4	28.319	113.5	19.556	131.0	27.296	137.5	1:39.680	97.22	0.653	14:56:03.390

P26 59		Matt TRUELOVE				Aprilia - IN Competition / Aprilia						
IDEAL LAP TIME : 1:39.033		BEST LAP TIME : 1:39.331				DIFFERENCE : 0.298						
LAP	SECTOR 1	SECTOR 2		SECTOR 3		SECTOR 4		LAP TIME	MPH	DIFF	TIME OF DAY	
1 -		139.2	31.773	112.0	20.754	125.4	27.713	140.6	1:51.972	86.55	12.641	14:39:28.412
2 -	24.725	147.4	29.557	112.4	19.998	124.2	27.747	140.1	1:42.027	94.98	2.696	14:41:10.439
3 -	24.525	148.1	29.157	112.9	20.283	126.6	27.525	140.9	1:41.490	95.49	2.159	14:42:51.929
4 -	24.665	148.7	29.036	113.9	19.842	127.3	27.415	139.2	1:40.958	95.99	1.627	14:44:32.887
5 -	24.510	154.2	28.588	116.7	19.621	126.6	27.392	140.9	1:40.111	96.80	0.780	14:46:12.998
6 -	24.303	153.5	28.552	113.1	19.708	128.5	27.232	140.6	1:39.795	97.11	0.464	14:47:52.793
7 -	24.585	150.1	28.981	115.1	19.693	129.0	27.090	142.7	1:40.349	96.57	1.018	14:49:33.142
8 -	24.506	153.9	28.364	113.7	19.520	130.3	26.974	140.9	1:39.364 (2)	97.53	0.033	14:51:12.506
9 -	24.376	151.4	28.426	115.3	19.555	128.3	27.103	140.9	1:39.460 (3)	97.43	0.129	14:52:51.966
10 -	24.352	151.4	28.308	115.3	19.470	130.0	27.367	139.2	1:39.497	97.40	0.166	14:54:31.463
11 -	24.379	151.8	28.286	113.5	19.591	126.8	27.075	140.6	1:39.331 (1)	97.56		14:56:10.794

P27 7		Kade VERWEY				BMW - Team XG Racing						
IDEAL LAP TIME : 1:40.017		BEST LAP TIME : 1:40.181				DIFFERENCE : 0.164						
LAP	SECTOR 1	SECTOR 2		SECTOR 3		SECTOR 4		LAP TIME	MPH	DIFF	TIME OF DAY	
1 -		141.2	30.282	116.1	20.322	130.3	27.620	143.7	1:49.555	88.46	9.374	14:39:25.995
2 -	24.899	147.4	28.991	116.3	20.171	131.5	27.524	141.8	1:41.585	95.40	1.404	14:41:07.580
3 -	24.755	151.4	28.947	115.1	20.117	131.5	27.327	142.1	1:41.146	95.81	0.965	14:42:48.726
4 -	24.632	153.2	28.508	115.7	19.717	130.5	27.370	140.6	1:40.227 (2)	96.69	0.046	14:44:28.953
5 -	24.465	152.5	28.530	116.1	19.750	131.0	27.436	139.2	1:40.181 (1)	96.73		14:46:09.134
6 -	24.726	151.4	28.751	114.3	19.899	131.0	27.521	137.2	1:40.897	96.05	0.716	14:47:50.031
7 -	24.887	151.8	28.698	114.3	19.797	133.1	27.645	137.5	1:41.027	95.92	0.846	14:49:31.058
8 -	24.837	149.4	28.934	112.5	19.996	131.5	27.574	135.8	1:41.341	95.63	1.160	14:51:12.399
9 -	24.679	152.5	28.648	115.7	19.756	130.3	27.437	139.5	1:40.520 (3)	96.41	0.339	14:52:52.919
10 -	24.716	150.4	28.699	115.7	19.793	130.3	27.356	138.0	1:40.564	96.36	0.383	14:54:33.483
11 -	24.867	150.8	28.833	115.5	19.850	129.8	27.571	135.5	1:41.121	95.83	0.940	14:56:14.604

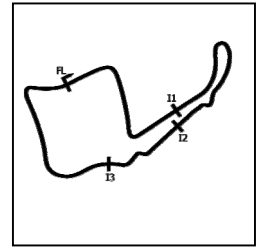
P28 15		Nathan HARRISON				Honda - Quayside Racing						
IDEAL LAP TIME : 1:39.907		BEST LAP TIME : 1:40.016				DIFFERENCE : 0.109						
LAP	SECTOR 1	SECTOR 2		SECTOR 3		SECTOR 4		LAP TIME	MPH	DIFF	TIME OF DAY	
1 -		136.9	30.751	118.3	20.439	130.8	27.666	142.4	1:50.131	87.99	10.115	14:39:26.571
2 -	24.791	151.8	29.061	119.8	20.258	129.5	27.849	139.8	1:41.959	95.05	1.943	14:41:08.530
3 -	24.812	151.4	29.093	117.7	20.158	128.8	27.612	138.6	1:41.675	95.31	1.659	14:42:50.205
4 -	24.671	148.7	28.899	114.7	20.077	128.8	27.472	138.6	1:41.119	95.84	1.103	14:44:31.324
5 -	24.780	149.7	28.684	115.3	19.849	128.5	27.556	139.2	1:40.869	96.07	0.853	14:46:12.193
6 -	24.596	147.8	28.622	115.7	19.721	128.8	27.441	139.5	1:40.380 (3)	96.54	0.364	14:47:52.573
7 -	24.696	149.1	28.699	117.3	19.694	128.3	27.316	140.3	1:40.405	96.52	0.389	14:49:32.978
8 -	25.114	151.8	28.678	113.9	19.836	129.5	27.211	140.6	1:40.839	96.10	0.823	14:51:13.817
9 -	24.572	150.1	28.462	117.1	19.756	129.0	27.226	138.9	1:40.016 (1)	96.89		14:52:53.833
10 -	24.540	151.4	28.645	115.7	19.781	129.8	27.343	139.2	1:40.309 (2)	96.61	0.293	14:54:34.142
11 -	24.734	150.4	28.563	115.7	19.776	129.8	27.459	141.8	1:40.532	96.40	0.516	14:56:14.674

MCRCB BULLETIN TK185

2022 Bennetts British Superbike Championship - Round 9

2022 Pirelli National Superstock Championship with MotoNovo

RACE 1 - SECTOR ANALYSIS



SECTOR 1 = FL to I1, SECTOR 2 = I1 to I2 SECTOR 3 = I2 to I3, SECTOR 4 = I3 to FL, DIFF = Difference To Personal Best Lap, P = Crossed Finish Line in Pit Lane, D = Time Disallowed

P29 25		Jorel BOERBOOM				Kawasaki - G&S Bict Groep Racing						
IDEAL LAP TIME : 1:40.491		BEST LAP TIME : 1:40.741				DIFFERENCE : 0.250						
LAP	SECTOR 1	SECTOR 2		SECTOR 3		SECTOR 4		LAP TIME	MPH	DIFF	TIME OF DAY	
1 -		136.6	31.746	112.5	21.297	122.0	28.251	138.3	1:54.081	84.95	13.340	14:39:30.521
2 -	25.126	148.4	28.976	110.3	20.212	124.9	28.005	138.0	1:42.319	94.71	1.578	14:41:12.840
3 -	24.727	150.4	29.136	111.6	20.317	127.0	27.966	138.3	1:42.146	94.87	1.405	14:42:54.986
4 -	24.726	150.1	28.573	111.6	19.902	127.8	27.586	135.2	1:40.787 (2)	96.15	0.046	14:44:35.773
5 -	24.709	150.1	28.426	112.9	19.945	127.8	27.743	137.5	1:40.823 (3)	96.12	0.082	14:46:16.596
6 -	24.866	151.8	28.671	110.9	19.946	129.3	27.632	138.6	1:41.115	95.84	0.374	14:47:57.711
7 -	24.655	151.1	28.532	114.9	19.905	128.8	27.649	139.2	1:40.741 (1)	96.20		14:49:38.452
8 -	24.654	149.1	28.761	115.5	19.825	127.8	27.644	136.3	1:40.884	96.06	0.143	14:51:19.336
9 -	24.892	150.4	28.741	114.1	20.105	126.8	27.816	136.9	1:41.554	95.43	0.813	14:53:00.890
10 -	24.857	148.7	29.133	114.9	20.197	127.5	28.033	140.6	1:42.220	94.80	1.479	14:54:43.110
11 -	24.851	150.8	28.836	114.1	19.867	126.8	27.679	136.3	1:41.233	95.73	0.492	14:56:24.343

P30 73		David BROOK				Honda - Guildford Audio by Brook Motorsport						
IDEAL LAP TIME : 1:40.430		BEST LAP TIME : 1:40.778				DIFFERENCE : 0.348						
LAP	SECTOR 1	SECTOR 2		SECTOR 3		SECTOR 4		LAP TIME	MPH	DIFF	TIME OF DAY	
1 -		143.0	31.627	117.3	20.793	122.4	28.054	140.1	1:52.794	85.92	12.016	14:39:29.234
2 -	25.182	148.7	29.541	115.1	20.748	122.4	27.732	140.1	1:43.203	93.90	2.425	14:41:12.437
3 -	24.787	148.1	29.231	117.5	20.075	124.0	27.631	139.5	1:41.724	95.27	0.946	14:42:54.161
4 -	24.644	148.4	28.962	112.7	19.925	124.7	27.247	138.6	1:40.778 (1)	96.16		14:44:34.939
5 -	24.726	149.1	28.693	113.7	20.210	126.1	27.357	139.8	1:40.986 (3)	95.96	0.208	14:46:15.925
6 -	25.236	149.4	28.779	114.5	19.902	127.3	27.683	139.5	1:41.600	95.38	0.822	14:47:57.525
7 -	24.994	147.8	28.867	113.9	19.913	126.3	27.388	140.3	1:41.162	95.79	0.384	14:49:38.687
8 -	24.863	149.4	28.637	114.9	20.103	124.7	27.368	140.1	1:40.971 (2)	95.98	0.193	14:51:19.658
9 -	24.856	145.8	28.676	113.9	19.981	124.7	27.822	139.8	1:41.335	95.63	0.557	14:53:00.993
10 -	24.958	147.8	29.204	113.3	20.112	127.0	27.656	139.5	1:41.930	95.07	1.152	14:54:42.923
11 -	24.942	148.1	29.566	114.9	19.910	129.3	27.388	139.5	1:41.806	95.19	1.028	14:56:24.729

P31 31		Sam COX				BMW - Sam Cox Racing with Belcom Cables Ltd						
IDEAL LAP TIME : 1:40.996		BEST LAP TIME : 1:41.215				DIFFERENCE : 0.219						
LAP	SECTOR 1	SECTOR 2		SECTOR 3		SECTOR 4		LAP TIME	MPH	DIFF	TIME OF DAY	
1 -		136.1	30.818	112.4	20.490	128.0	27.683	140.1	1:50.852	87.42	9.637	14:39:27.292
2 -	24.950	150.1	29.002	114.7	20.208	125.4	27.637	140.1	1:41.797	95.20	0.582	14:41:09.089
3 -	24.790	149.4	29.109	114.9	20.178	126.6	27.646	139.8	1:41.723	95.27	0.508	14:42:50.812
4 -	24.725	151.4	28.874	115.5	19.987	130.0	27.629	139.2	1:41.215 (1)	95.74		14:44:32.027
5 -	24.825	148.7	28.979	114.5	20.101	128.5	27.584	139.2	1:41.489 (3)	95.49	0.274	14:46:13.516
6 -	24.573	151.1	28.905	115.3	20.034	127.0	27.904	138.9	1:41.416 (2)	95.55	0.201	14:47:54.932
7 -	24.764	147.8	28.868	114.5	20.041	127.3	27.875	139.2	1:41.548	95.43	0.333	14:49:36.480
8 -	24.844	147.8	29.151	115.5	20.005	127.8	27.868	138.9	1:41.868	95.13	0.653	14:51:18.348
9 -	25.030	146.8	29.171	112.7	20.065	126.8	27.886	136.6	1:42.152	94.87	0.937	14:53:00.500
10 -	24.959	149.1	29.214	112.7	20.118	126.6	27.953	138.0	1:42.244	94.78	1.029	14:54:42.744
11 -	25.014	147.1	29.371	116.9	19.971	129.8	27.874	136.3	1:42.230	94.79	1.015	14:56:24.974

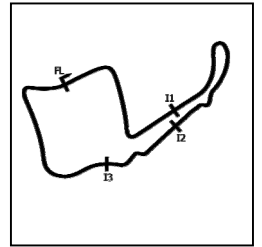
P32 39		Max MORGAN				Kawasaki - MSS Performance						
IDEAL LAP TIME : 1:40.659		BEST LAP TIME : 1:41.135				DIFFERENCE : 0.476						
LAP	SECTOR 1	SECTOR 2		SECTOR 3		SECTOR 4		LAP TIME	MPH	DIFF	TIME OF DAY	
1 -		138.0	31.459	114.9	20.575	124.0	27.929	135.2	1:52.369	86.24	11.234	14:39:28.809
2 -	24.880	149.4	29.603	113.3	20.004	126.1	27.907	134.7	1:42.394	94.64	1.259	14:41:11.203
3 -	24.925	148.7	29.048	115.1	19.826	127.0	27.677	134.4	1:41.476	95.50	0.341	14:42:52.679
4 -	24.747	147.4	28.987	114.5	19.866	127.5	27.590	135.8	1:41.190 (2)	95.77	0.055	14:44:33.869
5 -	24.642	151.1	29.265	114.5	19.941	125.6	27.927	133.6	1:41.775	95.22	0.640	14:46:15.644
6 -	24.931	147.1	28.958	114.5	19.859	123.8	27.604	134.4	1:41.352	95.62	0.217	14:47:56.996
7 -	24.920	148.1	28.811	113.9	19.745	125.2	27.659	136.3	1:41.135 (1)	95.82		14:49:38.131
8 -	24.832	146.2	28.817	113.7	20.359	123.3	27.788	135.8	1:41.796	95.20	0.661	14:51:19.927
9 -	24.936	147.8	28.899	114.7	19.848	126.3	27.655	138.3	1:41.338 (3)	95.63	0.203	14:53:01.265
10 -	25.012	146.5	29.247	114.7	20.103	128.0	27.793	133.9	1:42.155	94.86	1.020	14:54:43.420
11 -	25.004	145.8	29.372	116.7	19.908	127.8	27.461	137.2	1:41.745	95.25	0.610	14:56:25.165

MCRCB BULLETIN TK185

2022 Bennetts British Superbike Championship - Round 9

2022 Pirelli National Superstock Championship with MotoNovo

RACE 1 - SECTOR ANALYSIS



SECTOR 1 = FL to I1, SECTOR 2 = I1 to I2, SECTOR 3 = I2 to I3, SECTOR 4 = I3 to FL, DIFF = Difference To Personal Best Lap, P = Crossed Finish Line in Pit Lane, D = Time Disallowed

P33 22		Dave MACKAY				Suzuki - True Heroes Racing						
IDEAL LAP TIME : 1:40.926		BEST LAP TIME : 1:41.189				DIFFERENCE : 0.263						
LAP	SECTOR 1	SECTOR 2		SECTOR 3		SECTOR 4		LAP TIME	MPH	DIFF	TIME OF DAY	
1 -		136.3	31.566	112.4	20.900	122.2	27.915	139.5	1:52.552	86.10	11.363	14:39:28.992
2 -	25.354	141.8	29.311	114.7	20.381	125.4	27.762	138.3	1:42.808	94.26	1.619	14:41:11.800
3 -	25.112	141.8	29.421	115.5	20.527	122.6	27.958	137.7	1:43.018	94.07	1.829	14:42:54.818
4 -	25.149	146.2	28.933	115.1	19.934	131.0	27.368	140.9	1:41.384 (2)	95.59	0.195	14:44:36.202
5 -	24.802	149.1	28.987	115.7	19.869	128.5	27.531	139.2	1:41.189 (1)	95.77		14:46:17.391
6 -	24.769	146.8	28.970	115.9	19.921	126.1	27.831	137.5	1:41.491 (3)	95.48	0.302	14:47:58.882
7 -	25.216	145.2	28.920	115.9	20.139	130.0	27.900	138.0	1:42.175	94.85	0.986	14:49:41.057
8 -	25.096	145.8	29.034	115.5	20.176	124.0	27.742	136.3	1:42.048	94.96	0.859	14:51:23.105
9 -	25.270	146.2	29.179	112.0	20.068	122.0	27.972	136.1	1:42.489	94.55	1.300	14:53:05.594
10 -	25.286	144.6	29.054	114.1	20.084	126.3	27.788	136.6	1:42.212	94.81	1.023	14:54:47.806
11 -	25.103	146.2	29.045	114.9	20.092	126.6	27.769	135.2	1:42.009	95.00	0.820	14:56:29.815

P34 28		Zac OULTRAM				Suzuki - Konect Racing						
IDEAL LAP TIME : 1:41.205		BEST LAP TIME : 1:41.661				DIFFERENCE : 0.456						
LAP	SECTOR 1	SECTOR 2		SECTOR 3		SECTOR 4		LAP TIME	MPH	DIFF	TIME OF DAY	
1 -		141.5	30.852	113.7	20.768	127.0	27.741	136.1	1:51.381	87.01	9.720	14:39:27.821
2 -	24.981	147.1	28.911	112.9	20.254	126.6	27.515	134.2	1:41.661 (1)	95.32		14:41:09.482
3 -	25.035	145.5	28.818	113.5	20.266	125.2	27.817	131.8	1:41.936 (3)	95.07	0.275	14:42:51.418
4 -	25.089	145.2	28.563	111.4	20.218	126.3	27.938	131.8	1:41.808 (2)	95.19	0.147	14:44:33.226
5 -	25.220	143.7	29.582	111.4	20.332	123.8	27.943	133.1	1:43.077	94.02	1.416	14:46:16.303
6 -	25.160	145.5	29.101	110.7	20.146	124.7	27.886	131.3	1:42.293	94.74	0.632	14:47:58.596
7 -	25.305	140.9	28.843	107.8	20.299	123.3	28.508	129.3	1:42.955	94.13	1.294	14:49:41.551
8 -	25.638	139.8	29.297	108.5	20.291	122.4	28.219	129.3	1:43.445	93.68	1.784	14:51:24.996
9 -	25.855	138.9	29.154	106.0	20.409	121.1	28.386	128.8	1:43.804	93.36	2.143	14:53:08.800
10 -	25.902	139.5	29.256	109.2	20.402	121.7	28.296	129.8	1:43.856	93.31	2.195	14:54:52.656
11 -	25.888	139.8	29.302	106.1	20.520	120.6	28.693	129.8	1:44.403	92.82	2.742	14:56:37.059

P35 61		David SELLERS				Suzuki - True Heroes Racing						
IDEAL LAP TIME : 1:41.805		BEST LAP TIME : 1:41.831				DIFFERENCE : 0.026						
LAP	SECTOR 1	SECTOR 2		SECTOR 3		SECTOR 4		LAP TIME	MPH	DIFF	TIME OF DAY	
1 -		132.8	31.681	113.3	21.318	123.5	28.619	135.8	1:54.290	84.79	12.459	14:39:30.730
2 -	25.655	142.4	29.584	113.9	21.061	123.5	28.545	135.2	1:44.845	92.43	3.014	14:41:15.575
3 -	25.818	143.3	29.906	111.1	20.737	122.4	28.680	136.6	1:45.141	92.17	3.310	14:43:00.716
4 -	25.944	141.8	30.194	113.7	20.539	124.7	28.554	134.7	1:45.231	92.09	3.400	14:44:45.947
5 -	25.681	142.7	29.274	109.6	20.140	125.6	27.953	134.4	1:43.048	94.04	1.217	14:46:28.995
6 -	25.690	140.3	29.179	112.0	19.898	124.7	27.959	133.1	1:42.726	94.34	0.895	14:48:11.721
7 -	25.285	141.5	28.729	112.9	19.895	123.8	27.922	132.8	1:41.831 (1)	95.17		14:49:53.552
8 -	25.484	140.3	29.145	111.2	19.957	125.4	27.992	132.8	1:42.578	94.47	0.747	14:51:36.130
9 -	25.259	142.4	28.908	111.6	20.065	124.7	27.997	133.4	1:42.229 (2)	94.79	0.398	14:53:18.359
10 -	25.330	142.1	28.801	109.2	20.094	126.6	28.058	134.2	1:42.283 (3)	94.74	0.452	14:55:00.642
11 -	25.342	143.0	29.038	112.2	19.979	124.2	28.052	132.6	1:42.411	94.63	0.580	14:56:43.053

P36 76		Luke VERWEY				BMW - WSE Racing						
IDEAL LAP TIME : 1:44.142		BEST LAP TIME : 1:45.003				DIFFERENCE : 0.861						
LAP	SECTOR 1	SECTOR 2		SECTOR 3		SECTOR 4		LAP TIME	MPH	DIFF	TIME OF DAY	
1 -		137.2	32.020	115.7	20.836	126.6	28.314	137.7	1:53.792	85.16	8.789	14:39:30.232
2 -	25.381	144.9	30.110	112.0	20.967	123.8	28.736	137.2	1:45.194 (3)	92.12	0.191	14:41:15.426
3 -	25.637	145.8	30.076	111.6	20.745	124.2	28.646	137.7	1:45.104 (2)	92.20	0.101	14:43:00.530
4 -	25.784	144.6	30.414	110.7	20.529	125.4	28.624	132.8	1:45.351	91.99	0.348	14:44:45.881
5 -	26.347	143.0	30.073	113.1	20.611	124.7	28.619	137.5	1:45.650	91.73	0.647	14:46:31.531
6 -	25.760	144.0	30.332	112.5	20.497	124.7	28.845	119.1	1:45.434	91.91	0.431	14:48:16.965
7 -	26.337	138.6	30.227	111.1	20.524	125.6	28.495	133.4	1:45.583	91.78	0.580	14:50:02.548
8 -	25.814	146.2	29.950	112.5	20.580	124.7	28.659	127.0	1:45.003 (1)	92.29		14:51:47.551
9 -	26.114	139.8	30.410	114.1	20.555	124.2	IN PIT		1:50.905 P	87.38	5.902	14:53:38.456

MCRCB BULLETIN TK186

2022 Bennetts British Superbike Championship - Round 9

2022 Pirelli National Superstock Championship with MotoNovo

RACE 1 - BEST SECTORS

SECTOR 1			SECTOR 2			SECTOR 3			SECTOR 4			IDEAL / BEST COMPARISON						
POS	NO	NAME	TIME	NO	NAME	TIME	NO	NAME	TIME	NO	NAME	TIME	POS	NO	NAME	IDEAL	BEST	DIFF
																PERFECT LAP	1:35.995	
1	14	NEAVE	23.692	21	WARD	27.268	74	TODD	18.801	74	TODD	26.234	1	74	TODD	1:36.133	1:36.512	0.379
2	51	ELLIOTT	23.719	51	ELLIOTT	27.309	86	NESBITT	18.821	86	NESBITT	26.293	2	86	NESBITT	1:36.300	1:36.549	0.249
3	21	WARD	23.741	3	McCONNIE	27.340	75	OLSEN	18.870	75	OLSEN	26.357	3	3	McCONNELL	1:36.383	1:36.546	0.163
4	74	TODD	23.747	74	TODD	27.351	3	McCONNIE	18.887	3	McCONNIE	26.383	4	75	OLSEN	1:36.486	1:36.722	0.236
5	3	McCONNIE	23.773	86	NESBITT	27.407	21	WARD	18.965	8	ROLLO	26.406	5	21	WARD	1:36.508	1:36.596	0.088
6	86	NESBITT	23.779	14	NEAVE	27.431	23	HEDGER	18.978	51	ELLIOTT	26.488	6	51	ELLIOTT	1:36.515	1:36.830	0.315
7	8	ROLLO	23.799	5	KERR	27.438	4	LINFOOT	18.990	14	NEAVE	26.496	7	8	ROLLO	1:36.665	1:36.936	0.271
8	75	OLSEN	23.810	8	ROLLO	27.445	5	KERR	18.993	4	LINFOOT	26.508	8	14	NEAVE	1:36.729	1:36.908	0.179
9	4	LINFOOT	23.875	75	OLSEN	27.449	51	ELLIOTT	18.999	21	WARD	26.534	9	4	LINFOOT	1:36.828	1:36.862	0.034
10	5	KERR	23.895	23	HEDGER	27.450	8	ROLLO	19.015	55	BEECH	26.546	10	23	HEDGER	1:36.955	1:36.955	0.000
11	23	HEDGER	23.930	4	LINFOOT	27.455	14	NEAVE	19.110	23	HEDGER	26.597	11	5	KERR	1:37.030	1:37.324	0.294
12	55	BEECH	23.952	40	FRANCIS	27.542	55	BEECH	19.136	40	FRANCIS	26.604	12	55	BEECH	1:37.239	1:37.674	0.435
13	27	ESTMENT	23.988	55	BEECH	27.605	40	FRANCIS	19.146	27	ESTMENT	26.612	13	40	FRANCIS	1:37.340	1:37.545	0.205
14	44	NIXON	23.993	44	NIXON	27.629	18	WINFIEL	19.155	24	CUMMINS	26.690	14	27	ESTMENT	1:37.504	1:37.671	0.167
15	40	FRANCIS	24.048	27	ESTMENT	27.692	24	CUMMINS	19.209	5	KERR	26.704	15	44	NIXON	1:37.609	1:37.895	0.286
16	24	CUMMINS	24.072	19	TALBOT	27.715	19	TALBOT	19.210	44	NIXON	26.757	16	24	CUMMINS	1:37.815	1:38.040	0.225
17	18	WINFIEL	24.137	18	WINFIEL	27.748	94	STAINTO	19.210	20	OLIVER	26.766	17	18	WINFIELD	1:37.908	1:38.251	0.343
18	6	NEVE	24.143	24	CUMMINS	27.844	27	ESTMENT	19.212	6	NEVE	26.832	18	19	TALBOT	1:38.154	1:38.490	0.336
19	77	HARRAN	24.161	20	OLIVER	27.937	2	TOMS	19.219	18	WINFIEL	26.868	19	20	OLIVER	1:38.289	1:38.634	0.345
20	20	OLIVER	24.163	30	McNEALY	27.979	44	NIXON	19.230	19	TALBOT	26.875	20	6	NEVE	1:38.422	1:38.668	0.246
21	2	TOMS	24.257	99	LUXTON	27.999	6	NEVE	19.279	77	HARRAN	26.906	21	77	HARRAN	1:38.449	1:38.541	0.092
22	30	McNEALY	24.271	77	HARRAN	28.006	99	LUXTON	19.355	94	STAINTO	26.959	22	94	STAINTON	1:38.498	1:38.829	0.331
23	59	TRUELOV	24.303	94	STAINTO	28.007	30	McNEALY	19.371	59	TRUELOV	26.974	23	2	TOMS	1:38.599	1:38.855	0.256
24	94	STAINTO	24.322	2	TOMS	28.077	77	HARRAN	19.376	2	TOMS	27.046	24	30	McNEALY	1:38.750	1:39.027	0.277
25	19	TALBOT	24.354	6	NEVE	28.168	20	OLIVER	19.423	30	McNEALY	27.129	25	99	LUXTON	1:39.026	1:39.030	0.004
26	7	VERWEY	24.465	59	TRUELOV	28.286	59	TRUELOV	19.470	99	LUXTON	27.144	26	59	TRUELOVE	1:39.033	1:39.331	0.298
27	99	LUXTON	24.528	25	BOERBOO	28.426	15	HARRISO	19.694	15	HARRISO	27.211	27	15	HARRISON	1:39.907	1:40.016	0.109
28	15	HARRISO	24.540	15	HARRISO	28.462	7	VERWEY	19.717	73	BROOK	27.247	28	7	VERWEY	1:40.017	1:40.181	0.164
29	31	COX	24.573	7	VERWEY	28.508	39	MORGAN	19.745	7	VERWEY	27.327	29	73	BROOK	1:40.430	1:40.778	0.348
30	39	MORGAN	24.642	28	OULTRAM	28.563	25	BOERBOO	19.825	22	MACKAY	27.368	30	25	BOERBOOM	1:40.491	1:40.741	0.250
31	73	BROOK	24.644	73	BROOK	28.637	22	MACKAY	19.869	39	MORGAN	27.461	31	39	MORGAN	1:40.659	1:41.135	0.476
32	25	BOERBOO	24.654	61	SELLERS	28.729	61	SELLERS	19.895	28	OULTRAM	27.515	32	22	MACKAY	1:40.926	1:41.189	0.263
33	22	MACKAY	24.769	39	MORGAN	28.811	73	BROOK	19.902	31	COX	27.584	33	31	COX	1:40.996	1:41.215	0.219
34	28	OULTRAM	24.981	31	COX	28.868	31	COX	19.971	25	BOERBOO	27.586	34	28	OULTRAM	1:41.205	1:41.661	0.456
35	61	SELLERS	25.259	22	MACKAY	28.920	28	OULTRAM	20.146	61	SELLERS	27.922	35	61	SELLERS	1:41.805	1:41.831	0.026
36	76	VERWEY	25.381	76	VERWEY	29.950	76	VERWEY	20.497	76	VERWEY	28.314	36	76	VERWEY	1:44.142	1:45.003	0.861
37																		

MCRCB BULLETIN TK187**2022 Bennetts British Superbike Championship - Round 9****2022 Pirelli National Superstock Championship with MotoNovo****RACE 1 - BEST SPEEDS**

POS	INTERMEDIATE 1			INTERMEDIATE 2			INTERMEDIATE 3			FINISH LINE		
	NO	NAME	MPH	NO	NAME	MPH	NO	NAME	MPH	NO	NAME	MPH
1	74	TODD	157.1	4	LINFOOT	122.2	86	NESBITT	136.3	75	OLSEN	147.1
2	4	LINFOOT	155.7	75	OLSEN	122.0	74	TODD	135.0	74	TODD	146.5
3	3	McCONNELL	155.3	86	NESBITT	121.7	55	BEECH	134.7	55	BEECH	145.5
4	44	NIXON	154.9	21	WARD	121.3	75	OLSEN	134.4	3	McCONNELL	145.2
5	86	NESBITT	154.6	74	TODD	120.9	19	TALBOT	134.2	4	LINFOOT	145.2
6	75	OLSEN	154.6	23	HEDGER	120.9	94	STAINTON	134.2	51	ELLIOTT	144.3
7	55	BEECH	154.6	51	ELLIOTT	120.6	2	TOMS	134.2	23	HEDGER	144.0
8	59	TRUELOVE	154.2	3	McCONNELL	120.4	8	ROLLO	133.9	7	VERWEY	143.7
9	23	HEDGER	153.9	18	WINFIELD	120.0	21	WARD	133.6	86	NESBITT	143.3
10	8	ROLLO	153.9	94	STAINTON	119.8	14	NEAVE	133.6	24	CUMMINS	143.3
11	27	ESTMENT	153.9	15	HARRISON	119.8	23	HEDGER	133.6	14	NEAVE	143.0
12	5	KERR	153.5	5	KERR	119.1	44	NIXON	133.4	20	OLIVER	143.0
13	94	STAINTON	153.5	77	HARRAN	119.1	4	LINFOOT	133.1	6	NEVE	143.0
14	14	NEAVE	153.2	8	ROLLO	118.9	18	WINFIELD	133.1	94	STAINTON	143.0
15	7	VERWEY	153.2	55	BEECH	118.9	7	VERWEY	133.1	2	TOMS	143.0
16	21	WARD	152.8	44	NIXON	118.9	3	McCONNELL	132.8	8	ROLLO	142.7
17	18	WINFIELD	152.8	2	TOMS	118.9	24	CUMMINS	132.8	18	WINFIELD	142.7
18	77	HARRAN	152.8	30	McNEALY	118.7	20	OLIVER	132.6	77	HARRAN	142.7
19	24	CUMMINS	152.5	99	LUXTON	118.5	27	ESTMENT	132.3	59	TRUELOVE	142.7
20	2	TOMS	152.5	19	TALBOT	118.1	77	HARRAN	131.8	15	HARRISON	142.4
21	99	LUXTON	152.1	14	NEAVE	117.9	6	NEVE	131.5	21	WARD	142.1
22	19	TALBOT	151.8	24	CUMMINS	117.7	51	ELLIOTT	131.3	5	KERR	142.1
23	15	HARRISON	151.8	73	BROOK	117.5	40	FRANCIS	131.3	99	LUXTON	142.1
24	25	BOERBOOM	151.8	27	ESTMENT	117.3	30	McNEALY	131.0	27	ESTMENT	141.5
25	20	OLIVER	151.4	40	FRANCIS	117.1	22	MACKAY	131.0	30	McNEALY	141.5
26	31	COX	151.4	20	OLIVER	116.9	15	HARRISON	130.8	44	NIXON	141.2
27	40	FRANCIS	151.1	31	COX	116.9	99	LUXTON	130.5	19	TALBOT	141.2
28	39	MORGAN	151.1	59	TRUELOVE	116.7	5	KERR	130.3	22	MACKAY	140.9
29	6	NEVE	150.8	39	MORGAN	116.7	59	TRUELOVE	130.3	40	FRANCIS	140.6
30	30	McNEALY	149.4	6	NEVE	116.5	31	COX	130.0	25	BOERBOOM	140.6
31	73	BROOK	149.4	7	VERWEY	116.3	25	BOERBOOM	129.3	73	BROOK	140.3
32	22	MACKAY	149.1	22	MACKAY	115.9	73	BROOK	129.3	31	COX	140.1
33	51	ELLIOTT	148.4	76	VERWEY	115.7	39	MORGAN	128.0	39	MORGAN	138.3
34	28	OULTRAM	147.1	25	BOERBOOM	115.5	28	OULTRAM	127.0	76	VERWEY	137.7
35	76	VERWEY	146.2	61	SELLERS	113.9	61	SELLERS	126.6	61	SELLERS	136.6
36	61	SELLERS	143.3	28	OULTRAM	113.7	76	VERWEY	126.6	28	OULTRAM	136.1

37

MCRCB BULLETIN TK188**2022 Bennetts British Superbike Championship - Round 9****2022 Pirelli National Superstock Championship with MotoNovo****RACE 1 - FASTEST LAP CLASSIFICATION**

POS	RACE POS	NO	NAME	NAT	ENTRY	BEST	ON
1	1	74	Davey TODD	GBR	Honda - Milenco by Padgetts Motorcycles	1:36.512	5
2	4	3	Billy McCONNELL	AUS	Honda - C&L Fairburn Properties / Jackson Racing	1:36.546	10
3	2	86	Charlie NESBITT	GBR	Suzuki - VisionTrack Suzuki	1:36.549	11
4	5	21	Tom WARD	GBR	Aprilia - IN Competition / Aprilia	1:36.596	6
5	3	75	Alex OLSEN	GBR	BMW - FHO Racing with Kobelco	1:36.722	8
6	7	51	Brayden ELLIOTT	AUS	Honda - CFS Filtration No Bull Racing	1:36.830	11
7	6	4	Dan LINFOOT	GBR	Honda - Optimum Bikes Racing	1:36.862	8
8	8	14	Tim NEAVE	GBR	Yamaha - Edwards Yamaha	1:36.908	6
9	11	8	Lewis ROLLO	GBR	Honda - Milenco by Padgetts Motorcycles	1:36.936	10
10	9	23	Luke HEDGER	GBR	Suzuki - SBR / Cheney Racing	1:36.955	5
11	10	5	Richard KERR	IRL	Honda - AMD Motorsport	1:37.324	5
12	12	40	Joe FRANCIS	GBR	Kawasaki - Stauff Fluid Power Kawasaki	1:37.545	7
13	14	27	Bjorn ESTMENT	RSA	Suzuki - Specsavers Suzuki by Hawk Racing	1:37.671	8
14	13	55	Ash BEECH	GBR	Honda - Jones Dorling Racing	1:37.674	8
15	15	44	Jack NIXON	GBR	BMW - FHO Racing with Kobelco	1:37.895	6
16	18	24	Conor CUMMINS	GBR	Honda - Milenco by Padgetts Motorcycles	1:38.040	9
17	16	18	Shaun WINFIELD	GBR	Honda - TAG Racing Honda	1:38.251	3
18	17	19	Joe TALBOT	GBR	Kawasaki - Cheshire Mouldings Kawasaki by JR Performance	1:38.490	6
19	21	77	Brent HARRAN	RSA	Honda - Optimum Bikes Racing	1:38.541	6
20	19	20	Tom OLIVER	GBR	Aprilia - IN Competition / Aprilia	1:38.634	6
21	20	6	Craig NEVE	GBR	BMW - CN Racing	1:38.668	4
22	22	94	Max STANTON	GBR	BMW - PHR Performance	1:38.829	11
23	23	2	TJ TOMS	GBR	Kawasaki - Platform Hire Racing	1:38.855	8
24	25	30	Rob McNEALY	GBR	BMW - McNealy Brown	1:39.027	4
25	24	99	Ben LUXTON	GBR	BMW - Team XG Racing	1:39.030	11
26	26	59	Matt TRUELOVE	GBR	Aprilia - IN Competition / Aprilia	1:39.331	11
27	28	15	Nathan HARRISON	GBR	Honda - Quayside Racing	1:40.016	9
28	27	7	Kade VERWEY	GBR	BMW - Team XG Racing	1:40.181	5
29	29	25	Jorel BOERBOOM	NLD	Kawasaki - G&S Bict Groep Racing	1:40.741	7
30	30	73	David BROOK	GBR	Honda - Guildford Audio by Brook Motorsport	1:40.778	4
31	32	39	Max MORGAN	GBR	Kawasaki - MSS Performance	1:41.135	7
32	33	22	Dave MACKAY	GBR	Suzuki - True Heroes Racing	1:41.189	5
33	31	31	Sam COX	GBR	BMW - Sam Cox Racing with Belcom Cables Ltd	1:41.215	4
34	34	28	Zac OULTRAM	GBR	Suzuki - Konect Racing	1:41.661	2
35	35	61	David SELLERS	GBR	Suzuki - True Heroes Racing	1:41.831	7
36	36	76	Luke VERWEY	GBR	BMW - WSE Racing	1:45.003	8

MCRCB BULLETIN TK189

2022 Bennetts British Superbike Championship - Round 9

2022 Pirelli National Superstock Championship with MotoNovo

RACE 1 - STATISTICS

Competitors Started	37
Planned Start	2022-09-24 @ 14:30:00.000
Actual Start	2022-09-24 @ 14:37:36.440
Finish Time	2022-09-24 @ 14:55:29.535
Track Length	2.6920mi.
Total Laps	394
Total Distance Covered	1060.6592mi.

Session Fastest Lap History

NO	NAME	LAP TIME	TIME OF DAY	LAP	VEHICLE
86	Charlie NESBITT	1:38.128	14:40:56.895	2	Suzuki
86	Charlie NESBITT	1:37.673	14:42:34.569	3	Suzuki
75	Alex OLSEN	1:37.473	14:42:34.596	3	BMW
74	Davey TODD	1:37.276	14:42:35.088	3	Honda
3	Billy McCONNELL	1:36.998	14:42:35.244	3	Honda
75	Alex OLSEN	1:36.900	14:44:11.518	4	BMW
74	Davey TODD	1:36.858	14:44:11.946	4	Honda
75	Alex OLSEN	1:36.784	14:45:48.303	5	BMW
74	Davey TODD	1:36.512	14:45:48.458	5	Honda

Session Leader History

NO	NAME	FROM LAP	LAPS LED	DISTANCE	VEHICLE
21	Tom WARD	1	1	2.69 miles	Aprilia
86	Charlie NESBITT	2	2	5.38 miles	Suzuki
75	Alex OLSEN	4	2	5.38 miles	BMW
74	Davey TODD	6	3	8.07 miles	Honda
75	Alex OLSEN	9	2	5.38 miles	BMW
74	Davey TODD	11	1	2.69 miles	Honda

Flag History

TYPE	TIME OF DAY
GREEN	14:37:36.440
FINISH	14:55:29.535

Flag Statistics

TYPE	COUNT	TOTAL LAPS	TOTAL TIME
Green	1	11	19:11.180
Red	0	0	0.000
Safety Car	0	0	0.000
FCY	0	0	0.000

MCRCB BULLETIN TK190

2022 Bennetts British Superbike Championship - Round 9

2022 Pirelli National Superstock Championship with MotoNovo

RACE 1 - SESSION NOTES

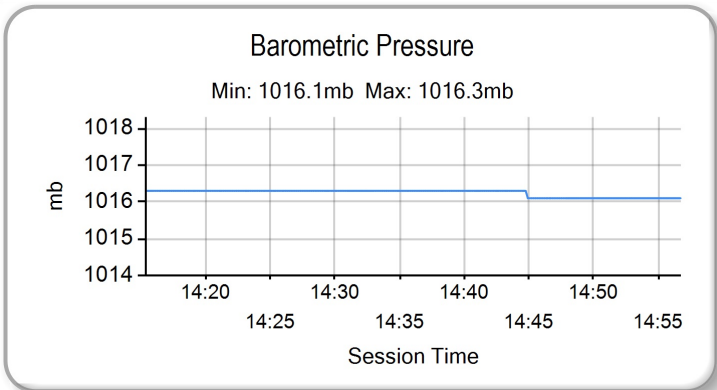
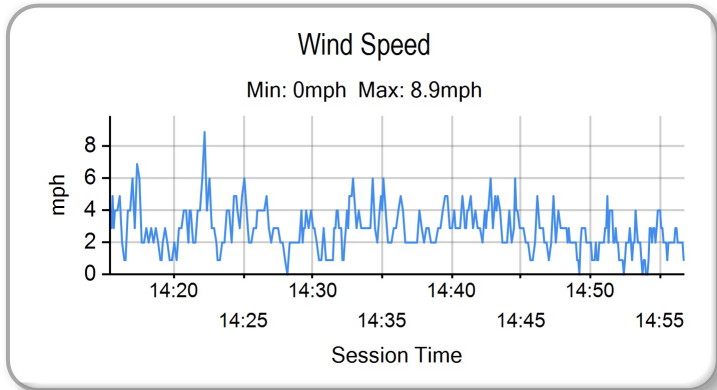
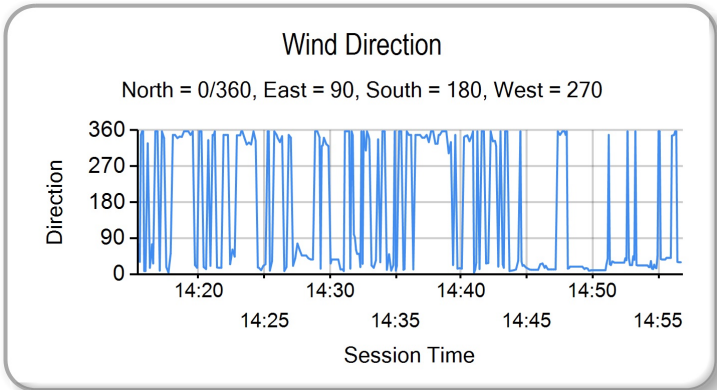
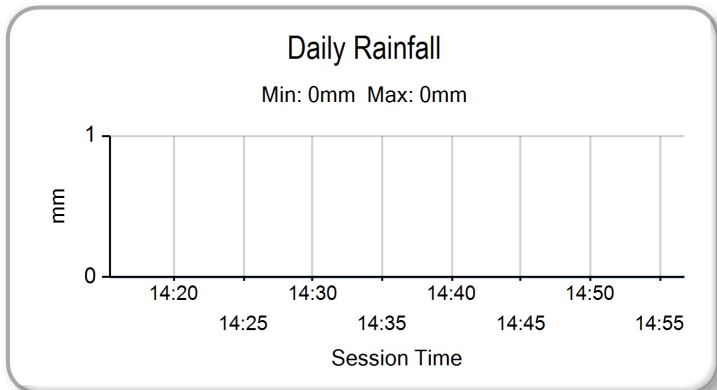
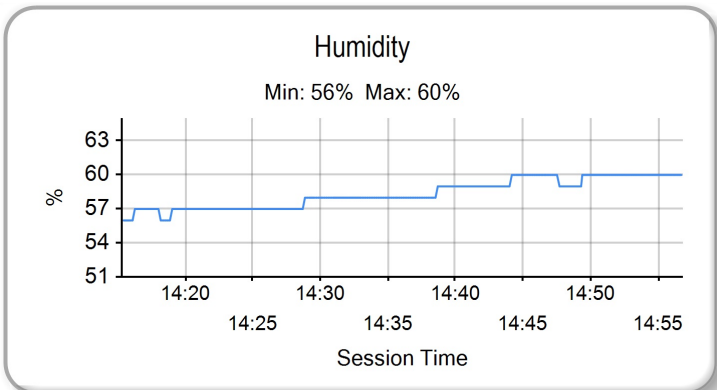
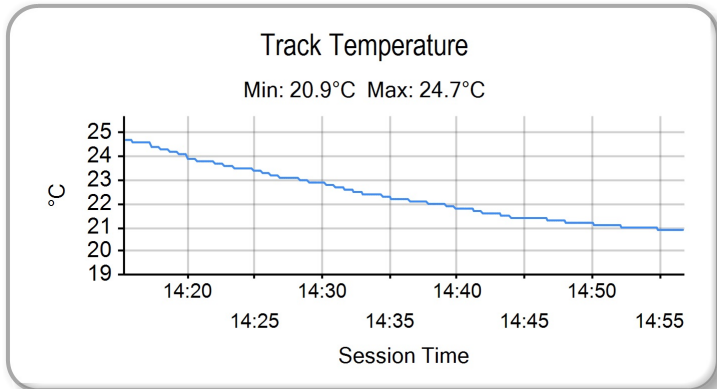
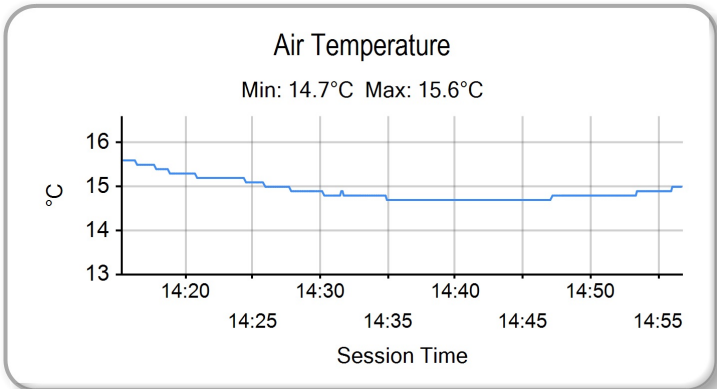
TIME	MESSAGE
14:18:03	PITLANE OPEN
14:23:02	PITLANE CLOSED
14:23:19	10 MINUTES TO WARM UP LAP
14:28:03	5 MINUTES TO WARM UP LAP
14:28:18	2 WARM UP LAPS - NEW RACE DISTANCE 11
14:28:28	2 WARM UP LAPS - NEW RACE DISTANCE 11 LAPS
14:28:46	5 MINUTES TO WARM UP LAPS
14:30:01	3 MINUTES TO WARM UP LAPS
14:32:01	1 MINUTE TO WARM UP LAP
14:32:04	1 MINUTE TO WARM UP LAPS
14:32:31	30 SECONDS TO WARM UP LAPS
14:32:49	GREEN FLAG - 2 WARM UP LAPS
14:32:49	NEW RACE DISTANCE 11 LAPS
14:36:26	RACE START
14:38:28	NO JUMP STARTS
14:38:42	NO.57 FALLER AT T3 LAKESIDE - RIDER OK
14:49:11	TWO THIRDS DISTANCE COMPLETED
14:53:57	NO.76 ENTERED PITS
14:54:17	NO.76 RETIRED

MCRCB BULLETIN TK191

2022 Bennetts British Superbike Championship - Round 9

2022 Pirelli National Superstock Championship with MotoNovo

RACE 1 - WEATHER CONDITIONS



2022 Pirelli National Superstock Championship with MotoNovo
RIDERS POINTS AFTER ROUND 14


	TOTAL	GAP	DIFF	1 15th - 17th April	2 Silverstone National	3 30th April - 2nd May Oulton Park International	4 20th - 22nd May	5 Donington Park National	6 17th - 19th June	7 Knockhill	8 22nd - 24th July	9 Brands Hatch GP	10 12th - 14th August	11 Thruxton	12 27th - 29th August Cadwell Park	13 9th - 11th September Snetterton 300	14 23rd - 25th September	15 Oulton Park International	16 30th Sept - 2nd Oct	17 Donington Park GP	18 14th - 16th October Brands Hatch GP	Wins	Seconds	Thirds	
1	Davey TODD (Honda)	216		10	11	16	16	20	13	16	11	20	13	20	25	25							2	3	3
2	Billy McCONNELL (Honda)	199	17		16	25		10	25	20	25	16	13	20	16		13						3	2	3
3	Alex OLSEN (BMW)	189	27	10		20	11	13	11	11	11	13	25	25	13	20	16						2	2	1
4	Brayden ELLIOTT (Honda)	158	58	31	20	8	20	25	13	20	13	8	5	9	8		9						1	3	0
5	Richard KERR (Honda)	147	69	11	6	2	7	11	16	13	25	9	7	10	11	11	13	6					1	0	1
6	Tim NEAVE (Yamaha)	139	77	8	25	25	10	20	25					5	5	16	8						3	1	1
7	Tom WARD (Aprilia)	137	79	2	16	9	8	10	8	16	16	8	10	8	10	7	11						0	0	3
8	Charlie NESBITT (Suzuki)	118	98	19				7	11	10		4	9	16	16	25		20					1	1	2
9	Lewis ROLLO (Honda)	84	132	34		13	9		3	9	10		5	11	10	9		5					0	0	0
10	David ALLINGHAM (Honda)	69	147	15	9	6	13	8		3	10	20											0	1	0
11	Brent HARRAN (Honda)	67	149	2	13	7	6	5	9	7	8		1	9	2								0	0	0
12	Levi DAY (Suzuki)	56	160	11	8	5	5		6	1	2	5	6	4		4	10						0	0	0
13	Shaun WINFIELD (Honda)	53	163	3	4	1			3	4	4	6	7	7	6	11							0	0	0
14	Joe FRANCIS (Kawasaki)	50	166	3		3			5	8		7	8	6		9	4						0	0	0
15	Richard COOPER (Suzuki)	45	171	5								20	25										1	1	0
16	Jack NIXON (BMW)	45	171	0	11	10	3	6	7	2			2	3			1						0	0	0
17	Luke HEDGER (Suzuki)	32	184	13				9	1			2	3	6	4		7						0	0	0
18	Ashley BEECH (Suzuki)	28	188	4	5		4			1			3	1	7	4	3						0	0	0
19	Joe TALBOT (Kawasaki)	26	190	2	2		2	4	5	7						6							0	0	0
20	Joe SHELDON-SHAW (Suzuki)	22	194	4	1			1	6	6	3	4	1										0	0	0
21	Kade VERWEY (BMW)	12	204	10						9	1	2											0	0	0
22	TJ TOMS (Kawasaki)	12	204	0					2	5						5							0	0	0
23	Bjorn ESTMENT (Suzuki)	11	205	1											1	8	2						0	0	0
24	Ian HUTCHINSON (BMW)	11	205	0	7	4																	0	0	0
25	Dan LINFOOT (Honda)	10	206	1													10						0	0	0
26	Matt TRUELOVE (Aprilia)	7	209	3	3		1								3								0	0	0
27	Tom OLIVER (Suzuki)	6	210	1				4	2														0	0	0
28	Conor CUMMINS (Honda)	5	211	1											2	3							0	0	0
29	Matthew PAULO (BMW)	3	213	2					3														0	0	0
30	Ben LUXTON (BMW)	2	214	1												2							0	0	0
31	Mark CHIODO (Yamaha)	1	215	1												1							0	0	0



ROW 13			38	12	Mark CHiodo	37	76	Luke VERWEY	1:45.003					
ROW 12	36	61	David SELLERS	1:41.831	35	28	Zac OULTRAM	1:41.661	34	31	Sam COX	1:41.215		
ROW 11			33	22	Dave MACKAY	1:41.189	32	39	Max MORGAN	1:41.135	31	73	David BROOK	1:40.778
ROW 10	30	25	Jorel BOERBOOM	1:40.741	29	7	Kade VERWEY	1:40.181	28	15	Nathan HARRISON	1:40.016		
ROW 9			27	59	Matt TRUELOVE	1:39.331	26	99	Ben LUXTON	1:39.030	25	30	Rob McNEALY	1:39.027
ROW 8	24	2	TJ TOMS	1:38.855	23	94	Max STAINTON	1:38.829	22	6	Craig NEVE	1:38.668		
ROW 7			21	20	Tom OLIVER	1:38.634	20	77	Brent HARRAN	1:38.541	19	19	Joe TALBOT	1:38.490
ROW 6	18	18	Shaun WINFIELD	1:38.251	17	24	Conor CUMMINS	1:38.040	16	44	Jack NIXON	1:37.895		
ROW 5			15	57	Levi DAY	1:37.674	14	55	Ash BEECH	1:37.674	13	27	Bjorn ESTMENT	1:37.671
ROW 4	12	40	Joe FRANCIS	1:37.545	11	5	Richard KERR	1:37.324	10	23	Luke HEDGER	1:36.955		
ROW 3			9	8	Lewis ROLLO	1:36.936	8	14	Tim NEAVE	1:36.908	7	4	Dan LINFOOT	1:36.862
ROW 2	6	51	Brayden ELLIOTT	1:36.830	5	75	Alex OLSEN	1:36.722	4	21	Tom WARD	1:36.596		
ROW 1			3	86	Charlie NESBITT	1:36.549	2	3	Billy McCONNELL	1:36.546	1	74	Davey TODD	1:36.512
												Pole		

Oulton Park International: 2.6920 miles

These results are provisional until the conclusion of any judicial and technical matters.

Race Director : Stuart Higgs <i>S. Higgs</i>	Stewards :	Timekeeper : Richard Evans <i>R. EVANS</i>
<small>Digitally Approved at 15:13 Saturday, 24 September 2022</small>		<small>Digitally Approved at 15:05 Saturday, 24 September 2022</small>

Results can be found at www.britishsuperbike.com

Printed - 15:03 Saturday, 24 September 2022





POS	NO	NAME	NAT	ENTRY	TIME	ON	LAPS	GAP	DIFF	MPH
1	74	Davey TODD	GBR	Honda - Milenco by Padgetts Motorcycles	1:36.619	3	5			100.30
2	21	Tom WARD	GBR	Aprilia - IN Competition / Aprilia	1:36.725	3	5	0.106	0.106	100.19
3	4	Dan LINFOOT	GBR	Honda - Optimum Bikes Racing	1:36.794	3	5	0.175	0.069	100.12
4	75	Alex OLSEN	GBR	BMW - FHO Racing with Kobelco	1:37.214	2	5	0.595	0.420	99.69
5	23	Luke HEDGER	GBR	Suzuki - SBR / Cheney Racing	1:37.334	4	5	0.715	0.120	99.56
6	51	Brayden ELLIOTT	AUS	Honda - CFS Filtration No Bull Racing	1:37.418	4	5	0.799	0.084	99.48
7	86	Charlie NESBITT	GBR	Suzuki - VisionTrack Suzuki	1:37.451	5	5	0.832	0.033	99.44
8	14	Tim NEAVE	GBR	Yamaha - Edwards Yamaha	1:37.584	4	5	0.965	0.133	99.31
9	40	Joe FRANCIS	GBR	Kawasaki - Stauff Fluid Power Kawasaki	1:37.654	2	5	1.035	0.070	99.24
10	18	Shaun WINFIELD	GBR	Honda - TAG Racing Honda	1:37.720	4	5	1.101	0.066	99.17
11	5	Richard KERR	IRL	Honda - AMD Motorsport	1:37.862	4	5	1.243	0.142	99.03
12	3	Billy McCONNELL	AUS	Honda - C&L Fairburn Properties / Jackson Racing	1:38.031	3	5	1.412	0.169	98.85
13	27	Bjorn ESTMENT	RSA	Suzuki - Specsavers Suzuki by Hawk Racing	1:38.077	3	5	1.458	0.046	98.81
14	8	Lewis ROLLO	GBR	Honda - Milenco by Padgetts Motorcycles	1:38.152	3	5	1.533	0.075	98.73
15	77	Brent HARRAN	RSA	Honda - Optimum Bikes Racing	1:38.246	4	5	1.627	0.094	98.64
16	59	Matt TRUELOVE	GBR	Aprilia - IN Competition / Aprilia	1:38.303	5	5	1.684	0.057	98.58
17	55	Ash BEECH	GBR	Honda - Jones Dorling Racing	1:38.586	3	5	1.967	0.283	98.30
18	6	Craig NEVE	GBR	BMW - CN Racing	1:38.610	5	5	1.991	0.024	98.27
19	57	Levi DAY	AUS	Suzuki - Powerslide Motorcycles Racing	1:38.648	4	5	2.029	0.038	98.24
20	24	Conor CUMMINS	GBR	Honda - Milenco by Padgetts Motorcycles	1:38.754	5	5	2.135	0.106	98.13
21	44	Jack NIXON	GBR	BMW - FHO Racing with Kobelco	1:38.771	3	5	2.152	0.017	98.11
22	19	Joe TALBOT	GBR	Kawasaki - Cheshire Mouldings Kawasaki by JR Perfor	1:39.518	5	5	2.899	0.747	97.38
23	99	Ben LUXTON	GBR	BMW - Team XG Racing	1:39.564	4	5	2.945	0.046	97.33
24	20	Tom OLIVER	GBR	Aprilia - IN Competition / Aprilia	1:39.694	4	5	3.075	0.130	97.21
25	94	Max STANTON	GBR	BMW - PHR Performance	1:39.860	3	5	3.241	0.166	97.04
26	2	TJ TOMS	GBR	Kawasaki - Platform Hire Racing	1:39.989	4	5	3.370	0.129	96.92
27	30	Rob McNEALY	GBR	BMW - McNealy Brown	1:39.994	3	3	3.375	0.005	96.91
28	15	Nathan HARRISON	GBR	Honda - Quayside Racing	1:40.021	4	5	3.402	0.027	96.89
29	73	David BROOK	GBR	Honda - Guildford Audio by Brook Motorsport	1:40.612	4	5	3.993	0.591	96.32
30	39	Max MORGAN	GBR	Kawasaki - MSS Performance	1:41.017	3	5	4.398	0.405	95.93
31	25	Jorel BOERBOOM	NLD	Kawasaki - G&S Bict Groep Racing	1:41.197	3	5	4.578	0.180	95.76
32	22	Dave MACKAY	GBR	Suzuki - True Heroes Racing	1:41.226	3	5	4.607	0.029	95.73
33	76	Luke VERWEY	GBR	BMW - WSE Racing	1:41.379	3	4	4.760	0.153	95.59
34	12	Mark CHIODO	AUS	Yamaha - Tamworth Yamaha by Alpinestars	1:41.475	3	5	4.856	0.096	95.50
35	31	Sam COX	GBR	BMW - Sam Cox Racing with Belcom Cables Ltd	1:41.600	3	5	4.981	0.125	95.38
36	61	David SELLERS	GBR	Suzuki - True Heroes Racing	1:41.800	3	5	5.181	0.200	95.19
37	28	Zac OULTRAM	GBR	Suzuki - Konect Racing	1:43.235	3	5	6.616	1.435	93.87

Weather / Track : Cloudy / Dry

These results are provisional until the conclusion of any judicial and technical matters.

Oulton Park International: 2.6920 miles

Date: 25/09/2022 Start: 12:18 Finish: 12:26

Race Director : Stuart Higgs

Stewards :

Timekeeper : Richard Evans

S. Higgs

R. EVANS

Digitally Approved at 12:35 Sunday, 25 September 2022

Digitally Approved at 12:33 Sunday, 25 September 2022

Results can be found at www.britishsuperbike.com

Printed - 12:29 Sunday, 25 September 2022

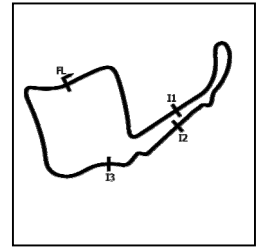


MCRCB BULLETIN TK253

2022 Bennetts British Superbike Championship - Round 9

2022 Pirelli National Superstock Championship with MotoNovo

WARM UP - SECTOR ANALYSIS



SECTOR 1 = FL to I1, SECTOR 2 = I1 to I2 SECTOR 3 = I2 to I3, SECTOR 4 = I3 to FL, DIFF = Difference To Personal Best Lap, P = Crossed Finish Line in Pit Lane, D = Time Disallowed

P1 74		Davey TODD				Honda - Milenco by Padgetts Motorcycles						
IDEAL LAP TIME : 1:36.581		BEST LAP TIME : 1:36.619				DIFFERENCE : 0.038						
LAP	SECTOR 1	SECTOR 2		SECTOR 3		SECTOR 4		LAP TIME	MPH	DIFF	TIME OF DAY	
1 -	OUTLAP	148.4	28.658	116.7	26.109	80.8	33.592	140.3			12:20:29.249	
2 -	24.726	152.5	27.643	117.7	19.100	132.1	26.344	142.1	1:37.813 (2)	99.07	1.194	12:22:07.062
3 -	23.907	153.9	27.265	117.9	19.065	134.7	26.382	140.3	1:36.619 (1)	100.30		12:23:43.681
4 -	25.023	156.0	28.414	117.5	23.815	127.5	IN PIT		1:49.880	P 88.19	13.261	12:25:33.561
5 -	OUTLAP	94.2	33.857	89.9	23.142	97.5	IN PIT		2:46.244	P 58.29	1:09.625	12:28:19.805

P2 21		Tom WARD				Aprilia - IN Competition / Aprilia						
IDEAL LAP TIME : 1:36.601		BEST LAP TIME : 1:36.725				DIFFERENCE : 0.124						
LAP	SECTOR 1	SECTOR 2		SECTOR 3		SECTOR 4		LAP TIME	MPH	DIFF	TIME OF DAY	
1 -	OUTLAP	99.7	38.856	86.8	22.077	117.1	28.475	137.5			12:20:17.069	
2 -	24.664	150.1	27.580	116.1	20.971	124.0	32.980	138.0	1:46.195 (3)	91.25	9.470	12:22:03.264
3 -	24.012	148.7	27.283	117.9	18.874	132.1	26.556	136.9	1:36.725 (1)	100.19		12:23:39.989
4 -	24.095	150.4	27.295	119.6	30.295	126.1	27.236	138.6	1:48.921	88.97	12.196	12:25:28.910
5 -	23.950	152.5	27.437	118.5	19.110	131.3	26.494		1:36.991 (2)	99.91	0.266	12:27:05.901

P3 4		Dan LINFOOT				Honda - Optimum Bikes Racing						
IDEAL LAP TIME : 1:36.794		BEST LAP TIME : 1:36.794				DIFFERENCE : 0.000						
LAP	SECTOR 1	SECTOR 2		SECTOR 3		SECTOR 4		LAP TIME	MPH	DIFF	TIME OF DAY	
1 -	OUTLAP	148.1	29.971	113.3	19.872	130.5	27.336	140.9			12:19:47.471	
2 -	24.193	153.9	27.776	120.2	19.317	127.3	29.520	139.8	1:40.806	96.13	4.012	12:21:28.277
3 -	23.772	154.2	27.426	118.7	19.019	133.4	26.577	141.8	1:36.794 (1)	100.12		12:23:05.071
4 -	24.069	150.8	28.040	117.1	19.326	126.3	26.866	140.1	1:38.301 (3)	98.58	1.507	12:24:43.372
5 -	24.026	154.2	27.781	117.7	19.301	131.5	26.895	140.1	1:38.003 (2)	98.88	1.209	12:26:21.375

P4 75		Alex OLSEN				BMW - FHO Racing with Kobelco						
IDEAL LAP TIME : 1:36.998		BEST LAP TIME : 1:37.214				DIFFERENCE : 0.216						
LAP	SECTOR 1	SECTOR 2		SECTOR 3		SECTOR 4		LAP TIME	MPH	DIFF	TIME OF DAY	
1 -	OUTLAP	142.7	33.798	88.5	22.203	123.3	27.175	141.5			12:20:13.593	
2 -	23.889	156.0	27.766	116.5	19.060	133.6	26.499	143.7	1:37.214 (1)	99.69		12:21:50.807
3 -	28.953	109.8	30.460	87.2	23.647	87.2	30.363	133.9	1:53.423	85.44	16.209	12:23:44.230
4 -	23.973	155.3	29.610	107.2	19.638	133.6	26.391	142.1	1:39.612 (2)	97.29	2.398	12:25:23.842
5 -	23.789	156.0	27.758	121.3	28.343	122.0	27.598	139.5	1:47.488 (3)	90.16	10.274	12:27:11.330

P5 23		Luke HEDGER				Suzuki - SBR / Cheney Racing						
IDEAL LAP TIME : 1:37.076		BEST LAP TIME : 1:37.334				DIFFERENCE : 0.258						
LAP	SECTOR 1	SECTOR 2		SECTOR 3		SECTOR 4		LAP TIME	MPH	DIFF	TIME OF DAY	
1 -	OUTLAP	148.1	29.112	117.1	19.899	133.1	27.106	142.1			12:19:45.371	
2 -	24.586	151.8	28.328	116.7	19.842	124.9	26.914	139.8	1:39.670	97.23	2.336	12:21:25.041
3 -	24.086	150.4	27.520	117.9	19.075	131.0	26.760	141.2	1:37.441 (3)	99.45	0.107	12:23:02.482
4 -	24.185	150.4	27.586	117.5	19.071	131.3	26.492	138.3	1:37.334 (1)	99.56		12:24:39.816
5 -	23.993	149.4	27.539	116.9	19.094	130.5	26.754	137.7	1:37.380 (2)	99.52	0.046	12:26:17.196

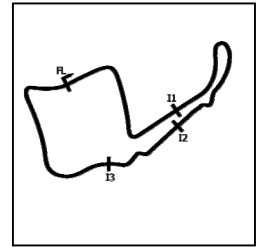
P6 51		Brayden ELLIOTT				Honda - CFS Filtration No Bull Racing						
IDEAL LAP TIME : 1:37.210		BEST LAP TIME : 1:37.418				DIFFERENCE : 0.208						
LAP	SECTOR 1	SECTOR 2		SECTOR 3		SECTOR 4		LAP TIME	MPH	DIFF	TIME OF DAY	
1 -	OUTLAP	143.3	29.540	105.3	20.041	127.0	27.076	137.7			12:20:34.015	
2 -	24.372	143.3	27.650	115.5	19.153	128.8	26.847	137.7	1:38.022	98.86	0.604	12:22:12.037
3 -	24.164	147.1	27.461	117.1	19.223	129.3	26.784	139.5	1:37.632 (3)	99.26	0.214	12:23:49.669
4 -	24.072	147.1	27.490	118.3	19.126	130.3	26.730	139.2	1:37.418 (1)	99.48		12:25:27.087
5 -	23.893	149.1	27.745	116.5	19.172	130.3	26.814	134.4	1:37.624 (2)	99.27	0.206	12:27:04.711

MCRCB BULLETIN TK253

2022 Bennetts British Superbike Championship - Round 9

2022 Pirelli National Superstock Championship with MotoNovo

WARM UP - SECTOR ANALYSIS



SECTOR 1 = FL to I1, SECTOR 2 = I1 to I2 SECTOR 3 = I2 to I3, SECTOR 4 = I3 to FL, DIFF = Difference To Personal Best Lap, P = Crossed Finish Line in Pit Lane, D = Time Disallowed

P7 86		Charlie NESBITT				Suzuki - VisionTrack Suzuki						
IDEAL LAP TIME : 1:36.928		BEST LAP TIME : 1:37.451				DIFFERENCE : 0.523						
LAP	SECTOR 1	SECTOR 2		SECTOR 3		SECTOR 4		LAP TIME	MPH	DIFF	TIME OF DAY	
1 -	OUTLAP	143.7	30.037	115.1	19.580	133.1	27.064	138.6			12:20:08.154	
2 -	24.234	150.4	27.615	115.1	19.427	133.4	26.911	138.0	1:38.187	98.70	0.736	12:21:46.341
3 -	24.026	151.4	27.651	117.1	19.148	134.7	26.759	141.8	1:37.584 (2)	99.31	0.133	12:23:23.925
4 -	23.846	151.8	27.433	115.7	18.972	134.2	27.399	140.1	1:37.650 (3)	99.24	0.199	12:25:01.575
5 -	24.130	150.8	27.454	117.1	18.890	134.4	26.977	138.0	1:37.451 (1)	99.44		12:26:39.026

P8 14		Tim NEAVE				Yamaha - Edwards Yamaha						
IDEAL LAP TIME : 1:37.574		BEST LAP TIME : 1:37.584				DIFFERENCE : 0.010						
LAP	SECTOR 1	SECTOR 2		SECTOR 3		SECTOR 4		LAP TIME	MPH	DIFF	TIME OF DAY	
1 -	OUTLAP	138.0	30.367	114.5	20.148	124.9	27.944	139.2			12:19:49.859	
2 -	24.663	151.4	28.739	114.3	19.612	127.5	27.179	137.7	1:40.193 (3)	96.72	2.609	12:21:30.052
3 -	24.354	151.1	27.735	114.9	19.294	130.5	26.719	139.2	1:38.102 (2)	98.78	0.518	12:23:08.154
4 -	24.018	151.4	27.624	115.7	19.266	127.0	26.676	140.6	1:37.584 (1)	99.31		12:24:45.738
5 -	24.008	150.4	28.218	114.5	20.810	118.3	27.597	135.2	1:40.633	96.30	3.049	12:26:26.371

P9 40		Joe FRANCIS				Kawasaki - Stauff Fluid Power Kawasaki						
IDEAL LAP TIME : 1:37.404		BEST LAP TIME : 1:37.654				DIFFERENCE : 0.250						
LAP	SECTOR 1	SECTOR 2		SECTOR 3		SECTOR 4		LAP TIME	MPH	DIFF	TIME OF DAY	
1 -	OUTLAP	145.2	29.109	107.7	20.846	126.1	27.874	138.3			12:20:20.653	
2 -	24.225	148.4	27.608	116.7	19.077	128.8	26.744	139.2	1:37.654 (1)	99.24		12:21:58.307
3 -	24.342	149.1	27.639	114.9	19.233	128.0	26.894	139.5	1:38.108 (2)	98.78	0.454	12:23:36.415
4 -	24.129	150.1	27.454	116.7	19.153	130.3	28.255	136.9	1:38.991 (3)	97.90	1.337	12:25:15.406
5 -	24.153	149.4	28.228	116.5	20.186	123.8	27.370	139.2	1:39.937	96.97	2.283	12:26:55.343

P10 18		Shaun WINFIELD				Honda - TAG Racing Honda						
IDEAL LAP TIME : 1:37.720		BEST LAP TIME : 1:37.720				DIFFERENCE : 0.000						
LAP	SECTOR 1	SECTOR 2		SECTOR 3		SECTOR 4		LAP TIME	MPH	DIFF	TIME OF DAY	
1 -	OUTLAP	142.1	29.706	114.5	19.921	129.3	27.347	139.8			12:19:47.633	
2 -	24.371	152.1	27.858	116.7	19.237	133.4	27.080	139.5	1:38.546 (2)	98.34	0.826	12:21:26.179
3 -	25.787	124.5	28.316	117.5	19.207	130.8	27.018	140.3	1:40.328	96.59	2.608	12:23:06.507
4 -	24.115	151.8	27.684	117.1	19.108	131.8	26.813	142.4	1:37.720 (1)	99.17		12:24:44.227
5 -	24.161	150.1	29.313	114.9	19.293	130.0	27.018	138.0	1:39.785 (3)	97.12	2.065	12:26:24.012

P11 5		Richard KERR				Honda - AMD Motorsport						
IDEAL LAP TIME : 1:37.691		BEST LAP TIME : 1:37.862				DIFFERENCE : 0.171						
LAP	SECTOR 1	SECTOR 2		SECTOR 3		SECTOR 4		LAP TIME	MPH	DIFF	TIME OF DAY	
1 -	OUTLAP	141.5	30.263	114.5	19.891	124.2	27.174	138.6			12:20:09.101	
2 -	24.318	152.8	27.659	118.9	19.338	130.5	27.048	140.9	1:38.363 (2)	98.52	0.501	12:21:47.464
3 -	24.146	153.2	28.368	118.9	27.938	126.1	29.211	138.9	1:49.663	88.37	11.801	12:23:37.127
4 -	24.071	152.5	27.550	118.3	19.022	129.8	27.219	140.3	1:37.862 (1)	99.03		12:25:14.989
5 -	24.123	153.2	28.226	118.5	20.267	128.3	27.151	139.2	1:39.767 (3)	97.13	1.905	12:26:54.756

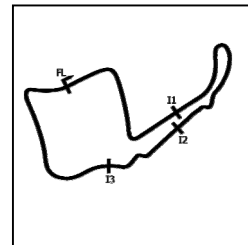
P12 3		Billy McCONNELL				Honda - C&L Fairburn Properties / Jackson Racing						
IDEAL LAP TIME : 1:37.505		BEST LAP TIME : 1:38.031				DIFFERENCE : 0.526						
LAP	SECTOR 1	SECTOR 2		SECTOR 3		SECTOR 4		LAP TIME	MPH	DIFF	TIME OF DAY	
1 -	OUTLAP	142.7	29.986	114.5	20.111	127.5	IN PIT				12:20:02.504	
2 -	OUTLAP	150.4	28.685	94.9	22.146	126.6	27.338	135.5	1:55.562	83.86	17.531	12:21:58.066
3 -	24.206	150.1	27.674	115.7	19.268	124.0	26.883	141.8	1:38.031 (1)	98.85		12:23:36.097
4 -	23.986	149.1	27.634	115.7	19.081	130.0	27.916	140.9	1:38.617 (2)	98.27	0.586	12:25:14.714
5 -	23.960	150.4	28.228	114.9	20.286	131.5	26.830	140.3	1:39.304 (3)	97.59	1.273	12:26:54.018

MCRCB BULLETIN TK253

2022 Bennetts British Superbike Championship - Round 9

2022 Pirelli National Superstock Championship with MotoNovo

WARM UP - SECTOR ANALYSIS



SECTOR 1 = FL to I1, SECTOR 2 = I1 to I2 SECTOR 3 = I2 to I3, SECTOR 4 = I3 to FL, DIFF = Difference To Personal Best Lap, P = Crossed Finish Line in Pit Lane, D = Time Disallowed

P13 27		Bjorn ESTMENT				Suzuki - Specsavers Suzuki by Hawk Racing						
IDEAL LAP TIME : 1:37.933		BEST LAP TIME : 1:38.077				DIFFERENCE : 0.144						
LAP	SECTOR 1	SECTOR 2		SECTOR 3		SECTOR 4		LAP TIME	MPH	DIFF	TIME OF DAY	
1 -	OUTLAP	139.2	30.719	116.5	20.188	129.0	27.404	141.5			12:20:10.254	
2 -	25.587	129.0	30.210	116.5	19.232	134.4	26.974	139.2	1:42.003 (3)	95.00	3.926	12:21:52.257
3 -	24.194	152.8	27.656	115.3	19.376	129.8	26.851	142.1	1:38.077 (1)	98.81		12:23:30.334
4 -	24.227	151.4	27.685	117.9	19.605	130.8	27.028	128.5	1:38.545 (2)	98.34	0.468	12:25:08.879
5 -	26.876	126.6	31.611	93.4	21.284	129.5	27.788	138.6	1:47.559	90.10	9.482	12:26:56.438

P14 8		Lewis ROLLO				Honda - Milenco by Padgetts Motorcycles						
IDEAL LAP TIME : 1:37.836		BEST LAP TIME : 1:38.152				DIFFERENCE : 0.316						
LAP	SECTOR 1	SECTOR 2		SECTOR 3		SECTOR 4		LAP TIME	MPH	DIFF	TIME OF DAY	
1 -	OUTLAP	148.1	29.656	115.9	20.814	124.0	27.824	135.8			12:19:57.766	
2 -	24.119	151.1	28.682	116.3	19.537	130.0	27.431	140.3	1:39.769 (2)	97.13	1.617	12:21:37.535
3 -	24.239	150.8	27.863	117.5	19.307	131.3	26.743	140.1	1:38.152 (1)	98.73		12:23:15.687
4 -	23.923	151.4	28.145	116.3	38.103	106.6	30.328	139.2	2:00.499	80.42	22.347	12:25:16.186
5 -	24.149	151.8	28.135	114.1	19.695	124.7	28.020	137.5	1:39.999 (3)	96.91	1.847	12:26:56.185

P15 77		Brent HARRAN				Honda - Optimum Bikes Racing						
IDEAL LAP TIME : 1:38.246		BEST LAP TIME : 1:38.246				DIFFERENCE : 0.000						
LAP	SECTOR 1	SECTOR 2		SECTOR 3		SECTOR 4		LAP TIME	MPH	DIFF	TIME OF DAY	
1 -	OUTLAP	148.1	29.176	114.1	20.087	124.7	27.483	139.5			12:19:45.003	
2 -	24.844	150.8	28.351	112.5	20.046	123.8	27.120	140.1	1:40.361	96.56	2.115	12:21:25.364
3 -	24.339	150.4	27.803	115.7	19.368	129.5	27.001	138.3	1:38.511 (2)	98.37	0.265	12:23:03.875
4 -	24.217	148.7	27.768	116.1	19.297	128.5	26.964	138.6	1:38.246 (1)	98.64		12:24:42.121
5 -	24.364	146.5	28.184	114.3	19.378	129.0	27.045	137.7	1:38.971 (3)	97.92	0.725	12:26:21.092

P16 59		Matt TRUELOVE				Aprilia - IN Competition / Aprilia						
IDEAL LAP TIME : 1:38.211		BEST LAP TIME : 1:38.303				DIFFERENCE : 0.092						
LAP	SECTOR 1	SECTOR 2		SECTOR 3		SECTOR 4		LAP TIME	MPH	DIFF	TIME OF DAY	
1 -	OUTLAP	150.1	29.201	110.3	20.139	123.5	27.518	138.3			12:19:44.926	
2 -	24.694	149.7	29.039	115.9	19.854	127.0	27.601	140.3	1:41.188	95.77	2.885	12:21:26.114
3 -	24.268	153.9	28.092	116.5	19.476	130.0	26.899	139.8	1:38.735 (3)	98.15	0.432	12:23:04.849
4 -	24.137	154.6	27.984	116.1	19.483	128.5	27.037	142.4	1:38.641 (2)	98.24	0.338	12:24:43.490
5 -	24.229	154.9	27.891	117.1	19.351	129.8	26.832	142.4	1:38.303 (1)	98.58		12:26:21.793

P17 55		Ash BEECH				Honda - Jones Dorling Racing						
IDEAL LAP TIME : 1:37.989		BEST LAP TIME : 1:38.586				DIFFERENCE : 0.597						
LAP	SECTOR 1	SECTOR 2		SECTOR 3		SECTOR 4		LAP TIME	MPH	DIFF	TIME OF DAY	
1 -	OUTLAP	138.9	29.973	115.1	20.601	131.3	27.587	139.2			12:19:57.026	
2 -	24.477	152.5	28.914	115.9	19.585	132.6	27.392	141.2	1:40.368 (3)	96.55	1.782	12:21:37.394
3 -	24.338	152.5	28.207	120.2	19.327	133.1	26.714	142.1	1:38.586 (1)	98.30		12:23:15.980
4 -	24.010	152.5	27.938	119.1	37.999	114.7	29.577	140.9	1:59.524	81.08	20.938	12:25:15.504
5 -	24.290	154.6	28.228	118.1	19.989	124.0	27.677	143.0	1:40.184 (2)	96.73	1.598	12:26:55.688

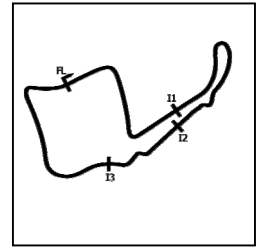
P18 6		Craig NEVE				BMW - CN Racing						
IDEAL LAP TIME : 1:38.504		BEST LAP TIME : 1:38.610				DIFFERENCE : 0.106						
LAP	SECTOR 1	SECTOR 2		SECTOR 3		SECTOR 4		LAP TIME	MPH	DIFF	TIME OF DAY	
1 -	OUTLAP	141.8	28.775	113.3	19.836	127.3	27.583	139.5			12:19:45.275	
2 -	25.125	147.4	28.402	114.9	19.778	128.5	27.327	139.2	1:40.632	96.30	2.022	12:21:25.907
3 -	24.334	150.8	28.082	113.3	19.936	130.8	27.128	140.6	1:39.480 (3)	97.41	0.870	12:23:05.387
4 -	24.216	150.1	28.132	115.1	19.361	131.3	26.918	140.6	1:38.627 (2)	98.26	0.017	12:24:44.014
5 -	24.250	149.1	28.102	113.7	19.413	130.8	26.845	139.8	1:38.610 (1)	98.27		12:26:22.624

MCRCB BULLETIN TK253

2022 Bennetts British Superbike Championship - Round 9

2022 Pirelli National Superstock Championship with MotoNovo

WARM UP - SECTOR ANALYSIS



SECTOR 1 = FL to I1, SECTOR 2 = I1 to I2 SECTOR 3 = I2 to I3, SECTOR 4 = I3 to FL, DIFF = Difference To Personal Best Lap, P = Crossed Finish Line in Pit Lane, D = Time Disallowed

P19 57		Levi DAY				Suzuki - Powerslide Motorcycles Racing						
IDEAL LAP TIME : 1:38.648		BEST LAP TIME : 1:38.648				DIFFERENCE : 0.000						
LAP	SECTOR 1	SECTOR 2		SECTOR 3		SECTOR 4		LAP TIME	MPH	DIFF	TIME OF DAY	
1 -	OUTLAP	142.1	30.286	113.9	20.343	127.8	28.042	137.5			12:19:55.777	
2 -	25.793	143.0	30.186	118.3	19.572	132.8	27.367	140.3	1:42.918 (3)	94.16	4.270	12:21:38.695
3 -	24.897	149.7	32.574	107.2	19.834	130.8	27.358	137.7	1:44.663	92.59	6.015	12:23:23.358
4 -	24.354	151.8	27.922	118.5	19.142	134.2	27.230	139.2	1:38.648 (1)	98.24		12:25:02.006
5 -	24.361	151.4	28.186	120.9	19.438	118.9	28.608	137.5	1:40.593 (2)	96.34	1.945	12:26:42.599

P20 24		Conor CUMMINS				Honda - Milenco by Padgetts Motorcycles						
IDEAL LAP TIME : 1:38.701		BEST LAP TIME : 1:38.754				DIFFERENCE : 0.053						
LAP	SECTOR 1	SECTOR 2		SECTOR 3		SECTOR 4		LAP TIME	MPH	DIFF	TIME OF DAY	
1 -	OUTLAP	128.5	31.505	111.4	20.744	126.1	27.878	139.2			12:20:08.568	
2 -	24.838	148.7	29.030	114.5	19.805	129.8	27.277	139.2	1:40.950 (3)	96.00	2.196	12:21:49.518
3 -	24.728	150.1	28.371	116.3	19.469	130.5	27.181	138.6	1:39.749 (2)	97.15	0.995	12:23:29.267
4 -	26.385	100.3	35.574	90.3	30.806	127.5	27.325	142.1	2:00.090	80.70	21.336	12:25:29.357
5 -	24.231	151.1	28.424	116.5	19.331	131.0	26.768	140.3	1:38.754 (1)	98.13		12:27:08.111

P21 44		Jack NIXON				BMW - FHO Racing with Kobelco						
IDEAL LAP TIME : 1:38.658		BEST LAP TIME : 1:38.771				DIFFERENCE : 0.113						
LAP	SECTOR 1	SECTOR 2		SECTOR 3		SECTOR 4		LAP TIME	MPH	DIFF	TIME OF DAY	
1 -	OUTLAP	129.3	33.014	115.5	20.260	130.5	27.404	140.1			12:20:10.028	
2 -	24.708	151.8	28.810	117.9	20.092	129.0	27.332	141.5	1:40.942 (3)	96.00	2.171	12:21:50.970
3 -	24.273	149.4	28.019	118.3	19.366	128.3	27.113	138.9	1:38.771 (1)	98.11		12:23:29.741
4 -	24.377	152.5	27.906	116.5	20.390	117.5	27.717	137.7	1:40.390 (2)	96.53	1.619	12:25:10.131
5 -	24.590	150.1	31.346	110.7	27.889	110.5	29.798	127.0	1:53.623	85.29	14.852	12:27:03.754

P22 19		Joe TALBOT				Kawasaki - Cheshire Mouldings Kawasaki by JR Performance						
IDEAL LAP TIME : 1:39.035		BEST LAP TIME : 1:39.518				DIFFERENCE : 0.483						
LAP	SECTOR 1	SECTOR 2		SECTOR 3		SECTOR 4		LAP TIME	MPH	DIFF	TIME OF DAY	
1 -	OUTLAP	141.2	29.991	112.5	22.346	104.5	32.100	139.2			12:19:58.235	
2 -	25.145	147.8	28.633	114.9	19.552	130.5	27.403	140.1	1:40.733 (2)	96.20	1.215	12:21:38.968
3 -	24.752	150.4	28.492	117.3	20.879	114.3	IN PIT		1:55.314 P	84.04	15.796	12:23:34.282
4 -	OUTLAP	148.4	28.108	115.5	19.624	132.6	26.974	138.9	1:50.484	87.71	10.966	12:25:24.766
5 -	24.558	148.4	28.361	112.5	19.395	130.5	27.204	139.2	1:39.518 (1)	97.38		12:27:04.284

P23 99		Ben LUXTON				BMW - Team XG Racing						
IDEAL LAP TIME : 1:39.564		BEST LAP TIME : 1:39.564				DIFFERENCE : 0.000						
LAP	SECTOR 1	SECTOR 2		SECTOR 3		SECTOR 4		LAP TIME	MPH	DIFF	TIME OF DAY	
1 -	OUTLAP	141.5	30.071	115.5	29.418	120.6	28.401	139.8			12:20:07.281	
2 -	25.034	150.1	28.400	116.1	19.552	130.3	27.541	141.2	1:40.527 (2)	96.40	0.963	12:21:47.808
3 -	24.685	146.5	28.298	118.3	29.049	96.0	28.154	139.8	1:50.186	87.95	10.622	12:23:37.994
4 -	24.571	150.4	28.232	116.1	19.477	128.8	27.284	140.6	1:39.564 (1)	97.33		12:25:17.558
5 -	24.786	149.1	29.498	112.9	19.871	127.8	27.948	139.8	1:42.103 (3)	94.91	2.539	12:26:59.661

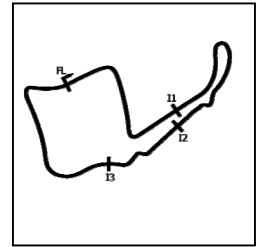
P24 20		Tom OLIVER				Aprilia - IN Competition / Aprilia						
IDEAL LAP TIME : 1:39.264		BEST LAP TIME : 1:39.694				DIFFERENCE : 0.430						
LAP	SECTOR 1	SECTOR 2		SECTOR 3		SECTOR 4		LAP TIME	MPH	DIFF	TIME OF DAY	
1 -	OUTLAP	132.6	30.768	114.3	21.450	105.0	28.311	140.3			12:19:52.627	
2 -	24.615	151.1	28.435	116.1	19.553	131.8	28.356	126.3	1:40.959 (3)	95.99	1.265	12:21:33.586
3 -	25.827	132.8	29.738	113.1	28.566	114.7	27.486	141.8	1:51.617	86.82	11.923	12:23:25.203
4 -	24.816	147.4	28.231	116.9	19.569	130.5	27.078	140.3	1:39.694 (1)	97.21		12:25:04.897
5 -	24.402	148.1	28.759	112.9	19.664	130.8	27.403	139.2	1:40.228 (2)	96.69	0.534	12:26:45.125

MCRCB BULLETIN TK253

2022 Bennetts British Superbike Championship - Round 9

2022 Pirelli National Superstock Championship with MotoNovo

WARM UP - SECTOR ANALYSIS



SECTOR 1 = FL to I1, SECTOR 2 = I1 to I2 SECTOR 3 = I2 to I3, SECTOR 4 = I3 to FL, DIFF = Difference To Personal Best Lap, P = Crossed Finish Line in Pit Lane, D = Time Disallowed

P25 94		Max STANTON				BMW - PHR Performance						
IDEAL LAP TIME : 1:39.825		BEST LAP TIME : 1:39.860				DIFFERENCE : 0.035						
LAP	SECTOR 1	SECTOR 2		SECTOR 3		SECTOR 4		LAP TIME	MPH	DIFF	TIME OF DAY	
1 -	OUTLAP	141.8	32.330	99.4	22.113	114.7	28.811	132.8			12:20:04.922	
2 -	25.038	153.2	28.829	114.3	20.149	130.3	27.584	140.3	1:41.600 (2)	95.38	1.740	12:21:46.522
3 -	24.742	150.8	28.463	118.1	19.525	132.1	27.130	140.1	1:39.860 (1)	97.04		12:23:26.382
4 -	24.824	153.5	28.428	118.9	19.687	131.8	40.869	121.7	1:53.808	85.15	13.948	12:25:20.190
5 -	25.635	151.8	29.402	117.9	19.971	131.0	28.850	121.1	1:43.858 (3)	93.31	3.998	12:27:04.048

P26 2		TJ TOMS				Kawasaki - Platform Hire Racing						
IDEAL LAP TIME : 1:39.725		BEST LAP TIME : 1:39.989				DIFFERENCE : 0.264						
LAP	SECTOR 1	SECTOR 2		SECTOR 3		SECTOR 4		LAP TIME	MPH	DIFF	TIME OF DAY	
1 -	OUTLAP	141.5	29.949	116.5	21.035	124.2	27.942	138.9			12:19:57.985	
2 -	24.621	149.4	28.313	114.1	19.803	130.0	27.786	140.3	1:40.523 (3)	96.40	0.534	12:21:38.508
3 -	24.855	150.8	28.682	116.9	19.682	132.3	27.634	136.6	1:40.853	96.09	0.864	12:23:19.361
4 -	24.560	151.1	28.382	111.6	19.455	132.6	27.592	138.3	1:39.989 (1)	96.92		12:24:59.350
5 -	24.501	152.5	28.624	114.9	19.417	132.1	27.494	139.8	1:40.036 (2)	96.87	0.047	12:26:39.386

P27 30		Rob McNEALY				BMW - McNealy Brown						
IDEAL LAP TIME : 1:39.613		BEST LAP TIME : 1:39.994				DIFFERENCE : 0.381						
LAP	SECTOR 1	SECTOR 2		SECTOR 3		SECTOR 4		LAP TIME	MPH	DIFF	TIME OF DAY	
1 -	OUTLAP	128.8	31.755	107.2	20.702	124.0	28.044	138.3			12:20:09.929	
2 -	24.750	146.5	28.583	114.5	19.593	128.5	27.325	139.8	1:40.251 (2)	96.67	0.257	12:21:50.180
3 -	24.419	146.8	28.277	115.3	19.592	128.0	27.706	137.2	1:39.994 (1)	96.91		12:23:30.174

P28 15		Nathan HARRISON				Honda - Quayside Racing						
IDEAL LAP TIME : 1:39.871		BEST LAP TIME : 1:40.021				DIFFERENCE : 0.150						
LAP	SECTOR 1	SECTOR 2		SECTOR 3		SECTOR 4		LAP TIME	MPH	DIFF	TIME OF DAY	
1 -	OUTLAP	134.4	32.038	110.9	21.725	122.2	28.754	137.7			12:20:05.177	
2 -	25.170	149.7	29.072	114.9	20.337	124.7	27.576	139.8	1:42.155	94.86	2.134	12:21:47.332
3 -	24.690	151.1	28.546	117.9	19.840	131.3	27.323	136.3	1:40.399 (2)	96.52	0.378	12:23:27.731
4 -	24.551	150.4	28.308	117.5	19.689	129.5	27.473	140.3	1:40.021 (1)	96.89		12:25:07.752
5 -	24.646	150.1	28.543	112.9	19.810	130.8	27.509	139.8	1:40.508 (3)	96.42	0.487	12:26:48.260

P29 73		David BROOK				Honda - Guildford Audio by Brook Motorsport						
IDEAL LAP TIME : 1:40.477		BEST LAP TIME : 1:40.612				DIFFERENCE : 0.135						
LAP	SECTOR 1	SECTOR 2		SECTOR 3		SECTOR 4		LAP TIME	MPH	DIFF	TIME OF DAY	
1 -	OUTLAP	137.2	30.786	112.0	20.333	127.3	28.068	135.8			12:20:02.668	
2 -	25.197	148.4	28.936	112.9	19.961	123.5	27.717	137.2	1:41.811	95.18	1.199	12:21:44.479
3 -	25.196	146.8	28.792	115.5	19.823	127.8	27.418	140.1	1:41.229 (2)	95.73	0.617	12:23:25.708
4 -	24.565	148.4	28.724	114.3	19.770	126.6	27.553	137.7	1:40.612 (1)	96.32		12:25:06.320
5 -	24.924	149.4	29.238	109.1	19.953	124.9	27.679	137.7	1:41.794 (3)	95.20	1.182	12:26:48.114

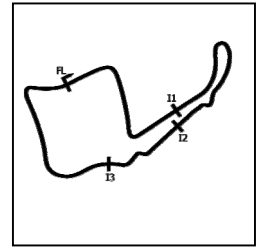
P30 39		Max MORGAN				Kawasaki - MSS Performance						
IDEAL LAP TIME : 1:40.981		BEST LAP TIME : 1:41.017				DIFFERENCE : 0.036						
LAP	SECTOR 1	SECTOR 2		SECTOR 3		SECTOR 4		LAP TIME	MPH	DIFF	TIME OF DAY	
1 -		145.2	30.414	110.3	20.644	126.3	28.070	134.4			12:19:48.905	
2 -	25.117	147.4	29.191	110.1	20.238	125.2	27.649	134.7	1:42.195	94.83	1.178	12:21:31.100
3 -	25.026	149.1	28.790	113.3	19.781	123.8	27.420	136.1	1:41.017 (1)	95.93		12:23:12.117
4 -	25.120	142.7	28.954	112.5	19.928	122.0	28.052	134.2	1:42.054 (3)	94.96	1.037	12:24:54.171
5 -	25.114	144.9	28.754	113.7	19.854	124.5	27.601	134.2	1:41.323 (2)	95.64	0.306	12:26:35.494

MCRCB BULLETIN TK253

2022 Bennetts British Superbike Championship - Round 9

2022 Pirelli National Superstock Championship with MotoNovo

WARM UP - SECTOR ANALYSIS



SECTOR 1 = FL to I1, SECTOR 2 = I1 to I2 SECTOR 3 = I2 to I3, SECTOR 4 = I3 to FL, DIFF = Difference To Personal Best Lap, P = Crossed Finish Line in Pit Lane, D = Time Disallowed

P31 25		Jorel BOERBOOM				Kawasaki - G&S Bict Groep Racing						
IDEAL LAP TIME : 1:41.047		BEST LAP TIME : 1:41.197				DIFFERENCE : 0.150						
LAP	SECTOR 1	SECTOR 2		SECTOR 3		SECTOR 4		LAP TIME	MPH	DIFF	TIME OF DAY	
1 -	OUTLAP	145.5	31.026	109.6	20.435	127.5	28.225	137.7			12:19:55.618	
2 -	25.478	149.1	29.273	109.2	20.198	127.8	27.874	138.3	1:42.823	94.25	1.626	12:21:38.441
3 -	24.862	151.1	28.743	109.8	19.980	129.8	27.612	140.1	1:41.197 (1)	95.76		12:23:19.638
4 -	24.868	151.1	29.196	112.4	20.002	128.3	27.829	136.6	1:41.895 (3)	95.11	0.698	12:25:01.533
5 -	24.827	149.1	28.848	111.1	19.865	129.3	27.872	138.6	1:41.412 (2)	95.56	0.215	12:26:42.945

P32 22		Dave MACKAY				Suzuki - True Heroes Racing						
IDEAL LAP TIME : 1:41.226		BEST LAP TIME : 1:41.226				DIFFERENCE : 0.000						
LAP	SECTOR 1	SECTOR 2		SECTOR 3		SECTOR 4		LAP TIME	MPH	DIFF	TIME OF DAY	
1 -	OUTLAP	142.4	30.614	115.1	20.519	126.8	27.714	138.9			12:19:49.121	
2 -	25.395	147.1	29.422	113.7	20.055	128.3	27.646	138.0	1:42.518 (2)	94.53	1.292	12:21:31.639
3 -	25.106	147.4	28.825	115.9	19.960	128.5	27.335	135.5	1:41.226 (1)	95.73		12:23:12.865
4 -	25.198	146.2	29.120	113.5	20.298	128.8	27.966	138.0	1:42.582 (3)	94.47	1.356	12:24:55.447
5 -	25.382	147.4	29.485	114.7	19.980	129.3	28.794	130.8	1:43.641	93.50	2.415	12:26:39.088

P33 76		Luke VERWEY				BMW - WSE Racing						
IDEAL LAP TIME : 1:41.127		BEST LAP TIME : 1:41.379				DIFFERENCE : 0.252						
LAP	SECTOR 1	SECTOR 2		SECTOR 3		SECTOR 4		LAP TIME	MPH	DIFF	TIME OF DAY	
1 -	OUTLAP	134.4	30.455	114.3	20.541	126.3	28.041	135.8			12:19:49.798	
2 -	25.322	147.8	29.404	115.1	20.099	129.3	27.653	135.8	1:42.478 (3)	94.56	1.099	12:21:32.276
3 -	24.997	148.7	28.983	113.1	19.800	129.3	27.599	137.5	1:41.379 (1)	95.59		12:23:13.655
4 -	24.745	151.1	29.092	114.9	20.196	131.3	27.984	139.2	1:42.017 (2)	94.99	0.638	12:24:55.672

P34 12		Mark CHiodo				Yamaha - Tamworth Yamaha by Alpinestars						
IDEAL LAP TIME : 1:41.134		BEST LAP TIME : 1:41.475				DIFFERENCE : 0.341						
LAP	SECTOR 1	SECTOR 2		SECTOR 3		SECTOR 4		LAP TIME	MPH	DIFF	TIME OF DAY	
1 -	OUTLAP	147.8	30.743	113.5	20.477	131.3	28.400	135.5			12:19:55.470	
2 -	25.543	151.1	29.049	112.0	19.728	130.8	28.081	137.7	1:42.401 (2)	94.64	0.926	12:21:37.871
3 -	24.633	153.2	28.938	112.5	20.069	128.5	27.835	135.5	1:41.475 (1)	95.50		12:23:19.346
4 -	25.102	147.8	29.118	109.8	20.414	130.5	27.991	135.5	1:42.625 (3)	94.43	1.150	12:25:01.971
5 -	25.231	151.1	29.287	112.5	20.341	129.8	28.167	137.2	1:43.026	94.06	1.551	12:26:44.997

P35 31		Sam COX				BMW - Sam Cox Racing with Belcom Cables Ltd						
IDEAL LAP TIME : 1:40.737		BEST LAP TIME : 1:41.600				DIFFERENCE : 0.863						
LAP	SECTOR 1	SECTOR 2		SECTOR 3		SECTOR 4		LAP TIME	MPH	DIFF	TIME OF DAY	
1 -	OUTLAP	137.5	30.686	112.9	20.509	128.0	27.989	138.3			12:19:50.125	
2 -	25.153	142.1	29.366	116.3	20.089	125.6	27.666	140.3	1:42.274 (3)	94.75	0.674	12:21:32.399
3 -	24.946	147.8	29.182	113.7	20.109	130.5	27.363	140.9	1:41.600 (1)	95.38		12:23:13.999
4 -	24.770	148.7	28.861	116.5	20.251	129.5	27.890	141.5	1:41.772 (2)	95.22	0.172	12:24:55.771
5 -	25.921	143.0	28.954	114.9	19.743	129.5	28.140	140.6	1:42.758	94.31	1.158	12:26:38.529

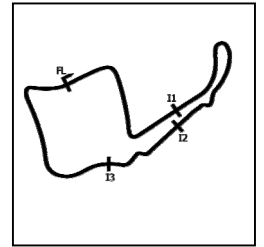
P36 61		David SELLERS				Suzuki - True Heroes Racing						
IDEAL LAP TIME : 1:41.342		BEST LAP TIME : 1:41.800				DIFFERENCE : 0.458						
LAP	SECTOR 1	SECTOR 2		SECTOR 3		SECTOR 4		LAP TIME	MPH	DIFF	TIME OF DAY	
1 -	OUTLAP	143.7	29.712	108.0	20.486	124.0	28.087	135.0			12:19:47.980	
2 -	25.097	142.4	29.052	109.6	19.838	125.2	27.963	132.8	1:41.950 (2)	95.05	0.150	12:21:29.930
3 -	25.414	143.7	28.679	112.7	19.979	122.9	27.728	133.1	1:41.800 (1)	95.19		12:23:11.730
4 -	25.536	139.2	29.567	107.8	20.341	121.7	28.169	131.8	1:43.613	93.53	1.813	12:24:55.343
5 -	25.416	143.3	29.075	110.5	20.067	120.4	28.472	128.8	1:43.030 (3)	94.06	1.230	12:26:38.373

MCRCB BULLETIN TK253

2022 Bennetts British Superbike Championship - Round 9

2022 Pirelli National Superstock Championship with MotoNovo

WARM UP - SECTOR ANALYSIS



SECTOR 1 = FL to I1, SECTOR 2 = I1 to I2 SECTOR 3 = I2 to I3, SECTOR 4 = I3 to FL, DIFF = Difference To Personal Best Lap, P = Crossed Finish Line in Pit Lane, D = Time Disallowed

P37 28		Zac OULTRAM				Suzuki - Konect Racing						
IDEAL LAP TIME : 1:42.921		BEST LAP TIME : 1:43.235				DIFFERENCE : 0.314						
LAP	SECTOR 1	SECTOR 2		SECTOR 3		SECTOR 4		LAP TIME	MPH	DIFF	TIME OF DAY	
1 -	OUTLAP	140.3	30.437	111.1	21.259	126.1	28.116	132.1			12:19:57.942	
2 -	25.348	148.7	29.298	114.3	20.610	124.7	28.052	134.2	1:43.308 (2)	93.80	0.073	12:21:41.250
3 -	25.438	144.9	29.522	110.7	20.352	126.1	27.923	133.4	1:43.235 (1)	93.87		12:23:24.485
4 -	25.630	141.8	29.464	111.6	20.566	125.2	28.629	130.8	1:44.289 (3)	92.92	1.054	12:25:08.774
5 -	26.004	133.4	31.767	111.8	21.260	119.6	29.545	132.3	1:48.576	89.25	5.341	12:26:57.350

MCRCB BULLETIN TK254

2022 Bennetts British Superbike Championship - Round 9

2022 Pirelli National Superstock Championship with MotoNovo

WARM UP - BEST SECTORS

SECTOR 1				SECTOR 2				SECTOR 3				SECTOR 4				IDEAL / BEST COMPARISON		
POS	NO	NAME	TIME	NO	NAME	TIME	NO	NAME	TIME	NO	NAME	TIME	POS	NO	NAME	IDEAL	BEST	DIFF
															PERFECT LAP	1:36.255		
1	4	LINFOOT	23.772	74	TODD	27.265	21	WARD	18.874	74	TODD	26.344	1	74	TODD	1:36.581	1:36.619	0.038
2	75	OLSEN	23.789	21	WARD	27.283	86	NESBITT	18.890	75	OLSEN	26.391	2	21	WARD	1:36.601	1:36.725	0.124
3	86	NESBITT	23.846	4	LINFOOT	27.426	4	LINFOOT	19.019	23	HEDGER	26.492	3	4	LINFOOT	1:36.794	1:36.794	0.000
4	51	ELLIOTT	23.893	86	NESBITT	27.433	5	KERR	19.022	21	WARD	26.494	4	86	NESBITT	1:36.928	1:37.451	0.523
5	74	TODD	23.907	40	FRANCIS	27.454	75	OLSEN	19.060	4	LINFOOT	26.577	5	75	OLSEN	1:36.998	1:37.214	0.216
6	8	ROLLO	23.923	51	ELLIOTT	27.461	74	TODD	19.065	14	NEAVE	26.676	6	23	HEDGER	1:37.076	1:37.334	0.258
7	21	WARD	23.950	23	HEDGER	27.520	23	HEDGER	19.071	55	BEECH	26.714	7	51	ELLIOTT	1:37.210	1:37.418	0.208
8	3	McCONNNE	23.960	5	KERR	27.550	40	FRANCIS	19.077	51	ELLIOTT	26.730	8	40	FRANCIS	1:37.404	1:37.654	0.250
9	23	HEDGER	23.993	14	NEAVE	27.624	3	McCONNNE	19.081	8	ROLLO	26.743	9	3	McCONNELL	1:37.505	1:38.031	0.526
10	14	NEAVE	24.008	3	McCONNNE	27.634	18	WINFIEL	19.108	40	FRANCIS	26.744	10	14	NEAVE	1:37.574	1:37.584	0.010
11	55	BEECH	24.010	27	ESTMENT	27.656	51	ELLIOTT	19.126	86	NESBITT	26.759	11	5	KERR	1:37.691	1:37.862	0.171
12	5	KERR	24.071	18	WINFIEL	27.684	57	DAY	19.142	24	CUMMINS	26.768	12	18	WINFIELD	1:37.720	1:37.720	0.000
13	18	WINFIEL	24.115	75	OLSEN	27.758	27	ESTMENT	19.232	18	WINFIEL	26.813	13	8	ROLLO	1:37.836	1:38.152	0.316
14	40	FRANCIS	24.129	77	HARRAN	27.768	14	NEAVE	19.266	3	McCONNNE	26.830	14	27	ESTMENT	1:37.933	1:38.077	0.144
15	59	TRUELOV	24.137	8	ROLLO	27.863	77	HARRAN	19.297	59	TRUELOV	26.832	15	55	BEECH	1:37.989	1:38.586	0.597
16	27	ESTMENT	24.194	59	TRUELOV	27.891	8	ROLLO	19.307	6	NEVE	26.845	16	59	TRUELOVE	1:38.211	1:38.303	0.092
17	6	NEVE	24.216	44	NIXON	27.906	55	BEECH	19.327	27	ESTMENT	26.851	17	77	HARRAN	1:38.246	1:38.246	0.000
18	77	HARRAN	24.217	57	DAY	27.922	24	CUMMINS	19.331	77	HARRAN	26.964	18	6	NEVE	1:38.504	1:38.610	0.106
19	24	CUMMINS	24.231	55	BEECH	27.938	59	TRUELOV	19.351	19	TALBOT	26.974	19	57	DAY	1:38.648	1:38.648	0.000
20	44	NIXON	24.273	6	NEVE	28.082	6	NEVE	19.361	5	KERR	27.048	20	44	NIXON	1:38.658	1:38.771	0.113
21	57	DAY	24.354	19	TALBOT	28.108	44	NIXON	19.366	20	OLIVER	27.078	21	24	CUMMINS	1:38.701	1:38.754	0.053
22	20	OLIVER	24.402	20	OLIVER	28.231	19	TALBOT	19.395	44	NIXON	27.113	22	19	TALBOT	1:39.035	1:39.518	0.483
23	30	McNEALY	24.419	99	LUXTON	28.232	2	TOMS	19.417	94	STAINTO	27.130	23	20	OLIVER	1:39.264	1:39.694	0.430
24	2	TOMS	24.501	30	McNEALY	28.277	99	LUXTON	19.477	57	DAY	27.230	24	99	LUXTON	1:39.564	1:39.564	0.000
25	15	HARRISO	24.551	15	HARRISO	28.308	94	STAINTO	19.525	99	LUXTON	27.284	25	30	McNEALY	1:39.613	1:39.994	0.381
26	19	TALBOT	24.558	2	TOMS	28.313	20	OLIVER	19.553	15	HARRISO	27.323	26	2	TOMS	1:39.725	1:39.989	0.264
27	73	BROOK	24.565	24	CUMMINS	28.371	30	McNEALY	19.592	30	McNEALY	27.325	27	94	STAINTON	1:39.825	1:39.860	0.035
28	99	LUXTON	24.571	94	STAINTO	28.428	15	HARRISO	19.689	22	MACKAY	27.335	28	15	HARRISON	1:39.871	1:40.021	0.150
29	12	CHiodo	24.633	61	SELLERS	28.679	12	CHiodo	19.728	31	COX	27.363	29	73	BROOK	1:40.477	1:40.612	0.135
30	94	STAINTO	24.742	73	BROOK	28.724	31	COX	19.743	73	BROOK	27.418	30	31	COX	1:40.737	1:41.600	0.863
31	76	VERWEY	24.745	25	BOERBOO	28.743	73	BROOK	19.770	39	MORGAN	27.420	31	39	MORGAN	1:40.981	1:41.017	0.036
32	31	COX	24.770	39	MORGAN	28.754	39	MORGAN	19.781	2	TOMS	27.494	32	25	BOERBOOM	1:41.047	1:41.197	0.150
33	25	BOERBOO	24.827	22	MACKAY	28.825	76	VERWEY	19.800	76	VERWEY	27.599	33	76	VERWEY	1:41.127	1:41.379	0.252
34	39	MORGAN	25.026	31	COX	28.861	61	SELLERS	19.838	25	BOERBOO	27.612	34	12	CHiodo	1:41.134	1:41.475	0.341
35	61	SELLERS	25.097	12	CHiodo	28.938	25	BOERBOO	19.865	61	SELLERS	27.728	35	22	MACKAY	1:41.226	1:41.226	0.000
36	22	MACKAY	25.106	76	VERWEY	28.983	22	MACKAY	19.960	12	CHiodo	27.835	36	61	SELLERS	1:41.342	1:41.800	0.458
37	28	OULTRAM	25.348	28	OULTRAM	29.298	28	OULTRAM	20.352	28	OULTRAM	27.923	37	28	OULTRAM	1:42.921	1:43.235	0.314

MCRCB BULLETIN TK255**2022 Bennetts British Superbike Championship - Round 9****2022 Pirelli National Superstock Championship with MotoNovo****WARM UP - BEST SPEEDS**

POS	INTERMEDIATE 1			INTERMEDIATE 2			INTERMEDIATE 3			FINISH LINE		
	NO	NAME	MPH	NO	NAME	MPH	NO	NAME	MPH	NO	NAME	MPH
1	74	TODD	156.0	75	OLSEN	121.3	74	TODD	134.7	75	OLSEN	143.7
2	75	OLSEN	156.0	57	DAY	120.9	86	NESBITT	134.7	55	BEECH	143.0
3	59	TRUELOVE	154.9	4	LINFOOT	120.2	27	ESTMENT	134.4	18	WINFIELD	142.4
4	55	BEECH	154.6	55	BEECH	120.2	57	DAY	134.2	59	TRUELOVE	142.4
5	4	LINFOOT	154.2	21	WARD	119.6	75	OLSEN	133.6	74	TODD	142.1
6	94	STAINTON	153.5	5	KERR	118.9	4	LINFOOT	133.4	23	HEDGER	142.1
7	5	KERR	153.2	94	STAINTON	118.9	18	WINFIELD	133.4	27	ESTMENT	142.1
8	12	CHIODO	153.2	51	ELLIOTT	118.3	23	HEDGER	133.1	24	CUMMINS	142.1
9	27	ESTMENT	152.8	44	NIXON	118.3	55	BEECH	133.1	4	LINFOOT	141.8
10	21	WARD	152.5	99	LUXTON	118.3	19	TALBOT	132.6	86	NESBITT	141.8
11	44	NIXON	152.5	74	TODD	117.9	2	TOMS	132.6	3	McCONNELL	141.8
12	2	TOMS	152.5	23	HEDGER	117.9	21	WARD	132.1	20	OLIVER	141.8
13	18	WINFIELD	152.1	27	ESTMENT	117.9	94	STAINTON	132.1	44	NIXON	141.5
14	23	HEDGER	151.8	15	HARRISON	117.9	20	OLIVER	131.8	31	COX	141.5
15	86	NESBITT	151.8	18	WINFIELD	117.5	3	McCONNELL	131.5	99	LUXTON	141.2
16	8	ROLLO	151.8	8	ROLLO	117.5	8	ROLLO	131.3	5	KERR	140.9
17	57	DAY	151.8	19	TALBOT	117.3	6	NEVE	131.3	14	NEAVE	140.6
18	14	NEAVE	151.4	86	NESBITT	117.1	15	HARRISON	131.3	6	NEVE	140.6
19	24	CUMMINS	151.1	59	TRUELOVE	117.1	76	VERWEY	131.3	8	ROLLO	140.3
20	20	OLIVER	151.1	20	OLIVER	116.9	12	CHIODO	131.3	57	DAY	140.3
21	15	HARRISON	151.1	2	TOMS	116.9	24	CUMMINS	131.0	94	STAINTON	140.3
22	25	BOERBOOM	151.1	40	FRANCIS	116.7	14	NEAVE	130.5	2	TOMS	140.3
23	76	VERWEY	151.1	24	CUMMINS	116.5	5	KERR	130.5	15	HARRISON	140.3
24	77	HARRAN	150.8	31	COX	116.5	44	NIXON	130.5	77	HARRAN	140.1
25	6	NEVE	150.8	77	HARRAN	116.1	31	COX	130.5	19	TALBOT	140.1
26	3	McCONNELL	150.4	22	MACKAY	115.9	51	ELLIOTT	130.3	73	BROOK	140.1
27	19	TALBOT	150.4	14	NEAVE	115.7	40	FRANCIS	130.3	25	BOERBOOM	140.1
28	99	LUXTON	150.4	3	McCONNELL	115.7	99	LUXTON	130.3	30	McNEALY	139.8
29	40	FRANCIS	150.1	73	BROOK	115.5	59	TRUELOVE	130.0	51	ELLIOTT	139.5
30	73	BROOK	149.4	30	McNEALY	115.3	25	BOERBOOM	129.8	40	FRANCIS	139.5
31	51	ELLIOTT	149.1	76	VERWEY	115.3	77	HARRAN	129.5	76	VERWEY	139.2
32	39	MORGAN	149.1	6	NEVE	115.1	22	MACKAY	129.3	22	MACKAY	138.9
33	31	COX	148.7	28	OULTRAM	114.3	30	McNEALY	128.5	21	WARD	138.6
34	28	OULTRAM	148.7	39	MORGAN	113.7	73	BROOK	127.8	12	CHIODO	137.7
35	22	MACKAY	147.4	12	CHIODO	113.5	39	MORGAN	126.3	39	MORGAN	136.1
36	30	McNEALY	146.8	61	SELLERS	112.7	28	OULTRAM	126.1	61	SELLERS	135.0
37	61	SELLERS	143.7	25	BOERBOOM	112.4	61	SELLERS	125.2	28	OULTRAM	134.2

MCRCB BULLETIN TK256

2022 Bennetts British Superbike Championship - Round 9

2022 Pirelli National Superstock Championship with MotoNovo

WARM UP - STATISTICS

Competitors Started	37
Planned Start	2022-09-25 @ 12:18:00.000
Actual Start	2022-09-25 @ 12:18:00.897
Finish Time	2022-09-25 @ 12:26:00.897
Track Length	2.6920mi.
Total Laps	182
Total Distance Covered	489.9491mi.

Session Fastest Lap History

NO	NAME	LAP TIME	TIME OF DAY	LAP	VEHICLE
23	Luke HEDGER	1:39.670	12:21:25.062	2	Suzuki
18	Shaun WINFIELD	1:38.546	12:21:26.202	2	Honda
86	Charlie NESBITT	1:38.187	12:21:46.360	2	Suzuki
75	Alex OLSEN	1:37.214	12:21:50.830	2	BMW
4	Dan LINFOOT	1:36.794	12:23:05.095	3	Honda
21	Tom WARD	1:36.725	12:23:40.006	3	Aprilia
74	Davey TODD	1:36.619	12:23:43.704	3	Honda

Flag History

TYPE	TIME OF DAY
GREEN	12:18:00.897
FINISH	12:26:00.897

Flag Statistics

TYPE	COUNT	TOTAL LAPS	TOTAL TIME
Green	1	5	10:45.559
Red	0	0	0.000
Safety Car	0	0	0.000
FCY	0	0	0.000

MCRCB BULLETIN TK257

2022 Bennetts British Superbike Championship - Round 9

2022 Pirelli National Superstock Championship with MotoNovo

WARM UP - SESSION NOTES

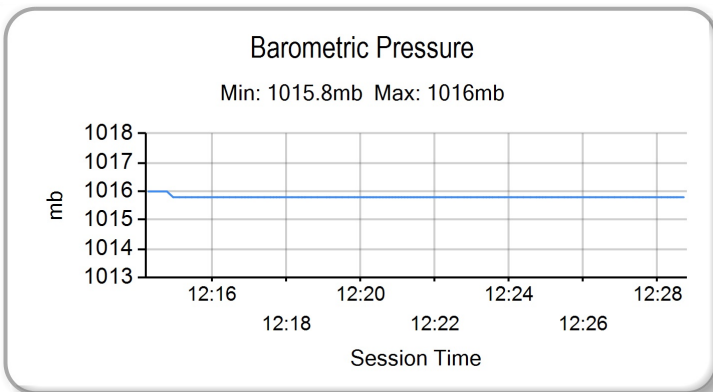
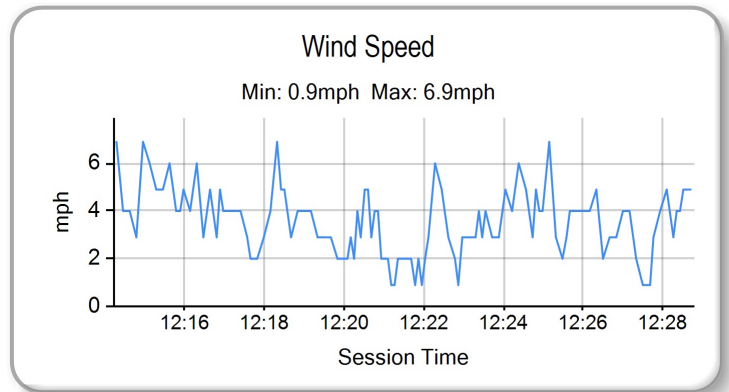
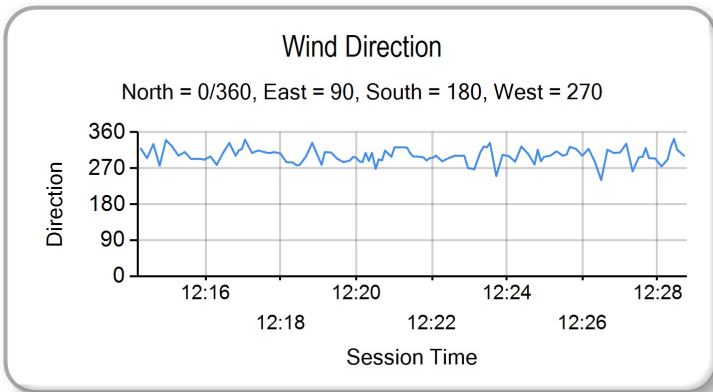
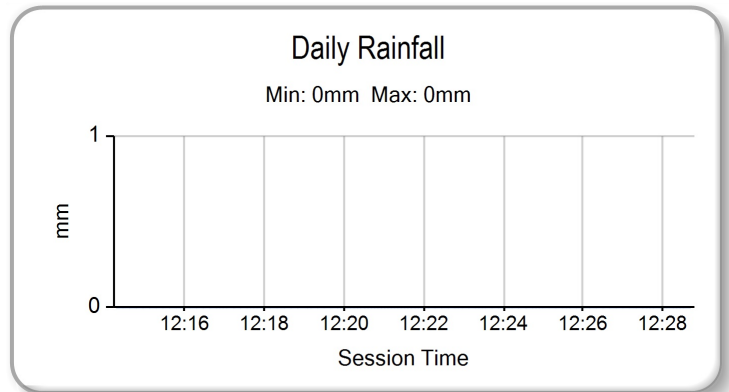
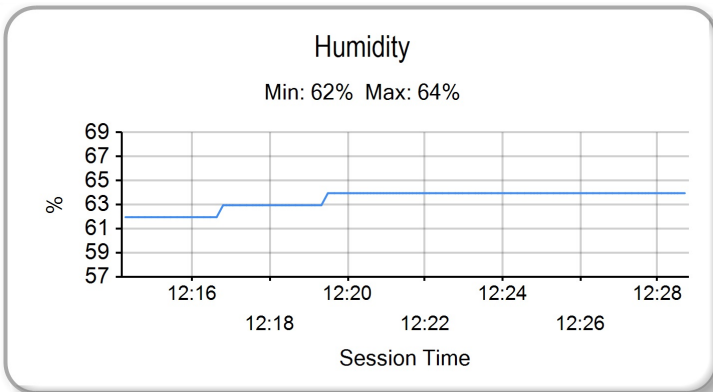
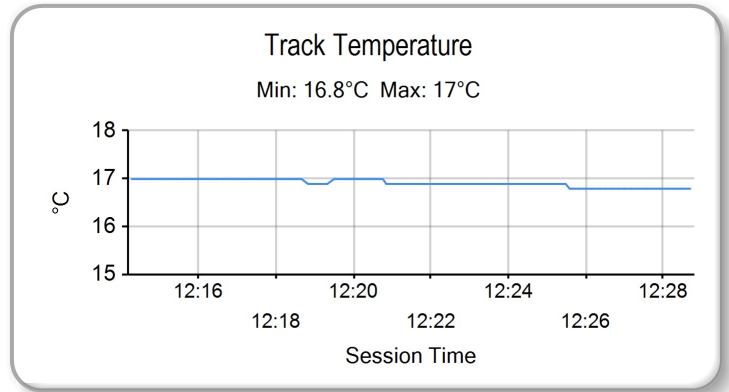
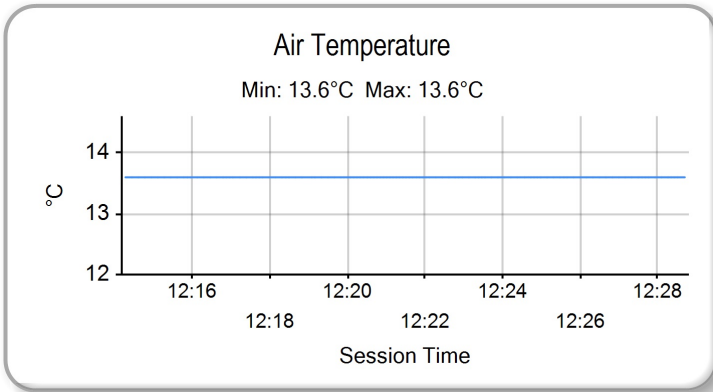
No notes recorded in this session.

MCRCB BULLETIN TK258

2022 Bennetts British Superbike Championship - Round 9

2022 Pirelli National Superstock Championship with MotoNovo

WARM UP - WEATHER CONDITIONS





POS	NO	NAME	NAT	ENTRY	LAPS	TIME	GAP	DIFF	MPH	BEST	ON
1	74	Davey TODD	GBR	Honda - Milenco by Padgetts Motorcycles	10	16:26.734			98.21	1:35.762	5
2	75	Alex OLSEN	GBR	BMW - FHO Racing with Kobelco	10	16:29.046	2.312	2.312	97.98	1:35.804	5
3	3	Billy McCONNELL	AUS	Honda - C&L Fairburn Properties / Jackson Racing	10	16:31.780	5.046	2.734	97.71	1:36.174	6
4	51	Brayden ELLIOTT	AUS	Honda - CFS Filtration No Bull Racing	10	16:32.331	5.597	0.551	97.66	1:36.189	5
5	21	Tom WARD	GBR	Aprilia - IN Competition / Aprilia	10	16:34.202	7.468	1.871	97.47	1:36.395	4
6	4	Dan LINFOOT	GBR	Honda - Optimum Bikes Racing	10	16:35.049	8.315	0.847	97.39	1:36.394	5
7	23	Luke HEDGER	GBR	Suzuki - SBR / Cheney Racing	10	16:35.116	8.382	0.067	97.38	1:36.672	7
8	8	Lewis ROLLO	GBR	Honda - Milenco by Padgetts Motorcycles	10	16:35.736	9.002	0.620	97.32	1:36.547	5
9	14	Tim NEAVE	GBR	Yamaha - Edwards Yamaha	10	16:38.384	11.650	2.648	97.06	1:36.495	6
10	5	Richard KERR	IRL	Honda - AMD Motorsport	10	16:38.498	11.764	0.114	97.05	1:36.864	6
11	40	Joe FRANCIS	GBR	Kawasaki - Stauff Fluid Power Kawasaki	10	16:39.594	12.860	1.096	96.95	1:37.116	5
12	55	Ash BEECH	GBR	Honda - Jones Dorling Racing	10	16:40.059	13.325	0.465	96.90	1:37.234	9
13	57	Levi DAY	AUS	Suzuki - Powerslide Motorcycles Racing	10	16:41.259	14.525	1.200	96.79	1:37.319	9
14	27	Bjorn ESTMENT	RSA	Suzuki - Specsavers Suzuki by Hawk Racing	10	16:41.337	14.603	0.078	96.78	1:37.352	9
15	18	Shaun WINFIELD	GBR	Honda - TAG Racing Honda	10	16:41.533	14.799	0.196	96.76	1:37.047	8
16	59	Matt TRUELOVE	GBR	Aprilia - IN Competition / Aprilia	10	16:48.325	21.591	6.792	96.11	1:37.800	5
17	19	Joe TALBOT	GBR	Kawasaki - Cheshire Mouldings Kawasaki by JR Pe	10	16:48.424	21.690	0.099	96.10	1:37.861	5
18	44	Jack NIXON	GBR	BMW - FHO Racing with Kobelco	10	16:48.637	21.903	0.213	96.08	1:37.689	7
19	77	Brent HARRAN	RSA	Honda - Optimum Bikes Racing	10	16:48.789	22.055	0.152	96.06	1:37.638	7
20	6	Craig NEVE	GBR	BMW - CN Racing	10	16:49.078	22.344	0.289	96.04	1:37.984	6
21	24	Conor CUMMINS	GBR	Honda - Milenco by Padgetts Motorcycles	10	16:49.927	23.193	0.849	95.96	1:37.713	5
22	20	Tom OLIVER	GBR	Aprilia - IN Competition / Aprilia	10	16:50.740	24.006	0.813	95.88	1:38.188	5
23	2	TJ TOMS	GBR	Kawasaki - Platform Hire Racing	10	16:51.610	24.876	0.870	95.80	1:37.979	10
24	30	Rob McNEALY	GBR	BMW - McNealy Brown	10	16:56.433	29.699	4.823	95.34	1:38.541	4
25	99	Ben LUXTON	GBR	BMW - Team XG Racing	10	16:56.506	29.772	0.073	95.33	1:38.656	6
26	15	Nathan HARRISON	GBR	Honda - Quayside Racing	10	17:00.436	33.702	3.930	94.97	1:39.033	7
27	94	Max STANTON	GBR	BMW - PHR Performance	10	17:00.913	34.179	0.477	94.92	1:39.073	7
28	73	David BROOK	GBR	Honda - Guildford Audio by Brook Motorsport	10	17:07.212	40.478	6.299	94.34	1:39.394	4
29	25	Jorel BOERBOOM	NLD	Kawasaki - G&S Bict Groep Racing	10	17:07.544	40.810	0.332	94.31	1:39.687	4
30	31	Sam COX	GBR	BMW - Sam Cox Racing with Belcom Cables Ltd	10	17:16.300	49.566	8.756	93.51	1:40.690	5
31	61	David SELLERS	GBR	Suzuki - True Heroes Racing	10	17:16.427	49.693	0.127	93.50	1:40.440	5
32	22	Dave MACKAY	GBR	Suzuki - True Heroes Racing	10	17:18.176	51.442	1.749	93.34	1:40.916	5

NOT CLASSIFIED

DNF	39	Max MORGAN	GBR	Kawasaki - MSS Performance	4	7:07.113	6 Laps	6 Laps	90.76	1:40.880	4
DNF	86	Charlie NESBITT	GBR	Suzuki - VisionTrack Suzuki	3	5:46.537	7 Laps	1 Lap	83.89	1:42.476	2
DNF	12	Mark CHiodo	AUS	Yamaha - Tamworth Yamaha by Alpinestars	1	1:49.946	9 Laps	2 Laps	88.14		
DNF	28	Zac OULTRAM	GBR	Suzuki - Konect Racing	1	1:50.470	9 Laps		87.72		
DNF	76	Luke VERWEY	GBR	BMW - WSE Racing	1	1:52.037	9 Laps		86.50		

FASTEST LAP

74	Davey TODD	GBR	Honda - Milenco by Padgetts Motorcycles	5	1:35.762	101.20 mph	162.86 kph
----	------------	-----	---	---	----------	------------	------------

New Lap Record

Weather / Track : Cloudy / Dry

These results are provisional until the conclusion of any judicial and technical matters.

Race Distance: 10 Laps / 26.92 miles

Oulton Park International: 2.6920 miles

Date: 25/09/2022 Start: 15:30 Finish: 15:46

Race Director : Stuart Higgs

Stewards :

Timekeeper : Richard Evans

S. Higgs

R. EVANS

Digitally Approved at 16:04 Sunday, 25 September 2022

Digitally Approved at 15:53 Sunday, 25 September 2022

Results can be found at www.britishsuperbike.com

Printed - 15:48 Sunday, 25 September 2022



MCRCB BULLETIN TK300

2022 Bennetts British Superbike Championship - Round 9

2022 Pirelli National Superstock Championship with MotoNovo

RACE 2 - LAP CHART

LAP 1 @ 15:32:10.449

NO	BEHIND	LAP TIME
74		1:39.673
21	0.749	1:40.422
86	0.857	1:40.530
75	1.096	1:40.769
51	1.718	1:41.391
3	1.804	1:41.477
4	2.313	1:41.986
8	2.846	1:42.519
14	3.547	1:43.220
23	3.567	1:43.240
5	3.918	1:43.591
40	4.152	1:43.825
55	4.409	1:44.082
27	4.611	1:44.284
44	5.038	1:44.711
57	5.332	1:45.005
19	5.635	1:45.308
18	5.707	1:45.380
6	6.004	1:45.677
20	6.547	1:46.220
59	6.804	1:46.477
77	7.143	1:46.816
24	7.491	1:47.164
2	7.640	1:47.313
94	7.831	1:47.504
30	8.208	1:47.881
99	8.433	1:48.106
25	9.286	1:48.959
73	9.671	1:49.344
15	9.739	1:49.412
12	10.273	1:49.946
28	10.797	1:50.470
22	11.441	1:51.114
39	12.152	1:51.825
61	12.274	1:51.947
76	12.364	1:52.037
31	12.513	1:52.186

LAP 2 @ 15:33:52.356

NO	BEHIND	LAP TIME
74		1:41.907
21	0.516	1:41.674
75	0.620	1:41.431
86	1.426	1:42.476
3	1.551	1:41.654
51	2.033	1:42.222
4	2.439	1:42.033
8	2.686	1:41.747
23	2.802	1:41.142
14	3.019	1:41.379
5	3.210	1:41.199
40	3.486	1:41.241
55	4.000	1:41.498
27	4.508	1:41.804
44	4.715	1:41.584
57	4.835	1:41.410
18	5.225	1:41.425
19	5.698	1:41.970
6	6.008	1:41.911
59	6.498	1:41.601
20	7.315	1:42.675
77	7.647	1:42.411
24	7.889	1:42.305

2	8.265	1:42.532
30	8.393	1:42.092
99	9.107	1:42.581
25	9.223	1:41.844
15	9.381	1:41.549
73	9.711	1:41.947
94	10.258	1:44.334
22	12.352	1:42.818
39	13.354	1:43.109
31	13.425	1:42.819
61	13.971	1:43.604

LAP 3 @ 15:35:46.232

NO	BEHIND	LAP TIME
74		1:53.876
21	0.190	1:53.550
75	0.366	1:53.622
3	0.626	1:52.951
51	0.729	1:52.572
4	0.985	1:52.422
8	1.322	1:52.512
23	1.420	1:52.494
14	1.628	1:52.485
5	1.736	1:52.402
40	2.083	1:52.473
55	2.235	1:52.111
27	2.574	1:51.942
44	2.770	1:51.931
57	3.060	1:52.101
18	3.128	1:51.779
19	3.763	1:51.941
6	4.159	1:52.027
59	4.266	1:51.644
20	4.941	1:51.502
77	5.809	1:52.038
24	6.219	1:52.206
2	6.770	1:52.381
30	6.962	1:52.445
99	7.462	1:52.231
25	8.197	1:52.850
15	8.732	1:53.227
73	8.890	1:53.055
94	9.277	1:52.895
22	10.319	1:51.843
39	10.777	1:51.299
31	11.086	1:51.537
61	12.081	1:51.986
86	31.081	2:23.531 P

LAP 4 @ 15:37:22.108

NO	BEHIND	LAP TIME
74		1:35.876
21	0.709	1:36.395
75	0.778	1:36.288
3	0.961	1:36.211
51	1.750	1:36.897
4	2.036	1:36.927
23	2.560	1:37.016
8	2.942	1:37.496
5	3.310	1:37.450
14	3.381	1:37.629
40	4.242	1:38.035
55	4.298	1:37.939
27	4.434	1:37.736
44	5.196	1:38.302

57	5.216	1:38.032
18	5.323	1:38.071
19	5.784	1:37.897
59	6.457	1:38.067
6	6.785	1:38.502
20	7.381	1:38.316
77	7.865	1:37.932
24	8.338	1:37.995
2	9.084	1:38.190
30	9.627	1:38.541
99	10.583	1:38.997
25	12.008	1:39.687
15	12.132	1:39.276
73	12.408	1:39.394
94	12.545	1:39.144
22	15.395	1:40.952
39	15.781	1:40.880
31	16.037	1:40.827
61	16.800	1:40.595

LAP 5 @ 15:38:57.870

NO	BEHIND	LAP TIME
74		1:35.762
75	0.820	1:35.804
3	1.556	1:36.357
21	1.709	1:36.762
51	2.177	1:36.189
4	2.668	1:36.394
23	3.561	1:36.763
8	3.727	1:36.547
5	4.563	1:37.015
14	5.076	1:37.457
40	5.596	1:37.116
55	6.121	1:37.585
27	6.363	1:37.691
57	6.950	1:37.496
44	7.442	1:38.008
18	7.615	1:38.054
19	7.883	1:37.861
59	8.495	1:37.800
6	9.115	1:38.092
20	9.807	1:38.188
77	10.017	1:37.914
24	10.289	1:37.713
30	12.781	1:38.916
2	12.900	1:39.578
99	13.849	1:39.028
25	16.743	1:40.497
15	16.857	1:40.487
73	17.069	1:40.423
94	17.225	1:40.442
22	20.549	1:40.916
31	20.965	1:40.690
61	21.478	1:40.440

LAP 6 @ 15:40:33.779

NO	BEHIND	LAP TIME
74		1:35.909
75	0.731	1:35.820
3	1.821	1:36.174
21	2.538	1:36.738
51	2.619	1:36.351
4	3.245	1:36.486
23	4.589	1:36.937
8	4.728	1:36.910

5	5.518	1:36.864
14	5.662	1:36.495
40	7.345	1:37.658
55	7.465	1:37.253
27	7.940	1:37.486
57	8.510	1:37.469
18	9.525	1:37.819
44	9.683	1:38.150
19	9.858	1:37.884
59	10.917	1:38.331
6	11.190	1:37.984
77	12.062	1:37.954
20	12.418	1:38.520
24	12.646	1:38.266
2	15.464	1:38.473
30	15.915	1:39.043
99	16.596	1:38.656
15	20.241	1:39.293
25	20.930	1:40.096
94	20.995	1:39.679
73	21.758	1:40.598
22	25.873	1:41.233
31	26.125	1:41.069
61	26.531	1:40.962

LAP 7 @ 15:42:09.756

NO	BEHIND	LAP TIME
74		1:35.977
75	0.844	1:36.090
3	2.464	1:36.620
21	3.377	1:36.816
51	3.535	1:36.893
4	4.203	1:36.935
23	5.284	1:36.672
8	5.445	1:36.694
5	6.674	1:37.133
14	6.822	1:37.137
40	8.658	1:37.290
55	8.981	1:37.493
27	9.517	1:37.554
57	9.864	1:37.331
18	10.612	1:37.064
44	11.395	1:37.689
19	11.756	1:37.875
59	13.074	1:38.134
6	13.362	1:38.149
77	13.723	1:37.638
24	15.197	1:38.528
20	15.297	1:38.856
2	17.812	1:38.325
30	19.123	1:39.185
99	19.835	1:39.216
15	23.297	1:39.033
94	24.091	1:39.073
25	24.821	1:39.868
73	25.858	1:40.077
31	31.993	1:41.845
22	32.179	1:42.283
61	32.438	1:41.884

LAP 8 @ 15:43:45.565

NO	BEHIND	LAP TIME
74		1:35.809
75	1.152	1:36.117
3	3.152	1:36.497

51	4.269	1:36.543
21	4.638	1:37.070
4	5.472	1:37.078
23	6.369	1:36.894
8	6.630	1:36.994
14	8.654	1:37.641
5	8.766	1:37.901
40	10.060	1:37.211
55	10.438	1:37.266
27	11.147	1:37.439
57	11.438	1:37.383
18	11.850	1:37.047
19	14.530	1:38.583
44	14.800	1:39.214
59	15.560	1:38.295
6	16.120	1:38.567
77	16.441	1:38.527
24	18.073	1:38.685
20	18.656	1:39.168
2	20.552	1:38.549
30	22.549	1:39.235
99	23.071	1:39.045
15	26.980	1:39.492
94	27.425	1:39.143
25	29.321	1:40.309
73	30.290	1:40.241
31	37.588	1:41.404
61	38.002	1:41.373
22	38.156	1:41.786

LAP 9 @ 15:45:21.498

NO	BEHIND	LAP TIME
74		1:35.933
75	1.948	1:36.729
3	4.087	1:36.868
51	5.146	1:36.810
21	6.045	1:37.340
4	6.587	1:37.048
23	7.396	1:36.960
8	7.630	1:36.933
14	9.965	1:37.244
5	10.392	1:37.559
40	11.323	1:37.196
55	11.739	1:37.234
27	12.566	1:37.352
57	12.824	1:37.319
18	13.439	1:37.522
19	17.554	1:38.957
59	17.976	1:38.349
44	18.021	1:39.154
77	18.934	1:38.426
6	19.325	1:39.138
24	20.693	1:38.553
20	21.764	1:39.041
2	22.909	1:38.290
30	25.899	1:39.283
99	26.297	1:39.159
15	30.316	1:39.269
94	30.910	1:39.418
73	34.790	1:40.433
25	34.864	1:41.476
31	43.124	1:41.469
61	43.341	1:41.272
22	43.391	1:41.168

MCRCB BULLETIN TK300

2022 Bennetts British Superbike Championship - Round 9

2022 Pirelli National Superstock Championship with MotoNovo

RACE 2 - LAP CHART

LAP 10 @ 15:46:57.510

NO	BEHIND	LAP TIME
74		1:36.012
75	2.312	1:36.376
3	5.046	1:36.971
51	5.597	1:36.463
21	7.468	1:37.435
4	8.315	1:37.740
23	8.382	1:36.998
8	9.002	1:37.384
14	11.650	1:37.697
5	11.764	1:37.384
40	12.860	1:37.549
55	13.325	1:37.598
57	14.525	1:37.713
27	14.603	1:38.049
18	14.799	1:37.372
59	21.591	1:39.627
19	21.690	1:40.148
44	21.903	1:39.894
77	22.055	1:39.133
6	22.344	1:39.031
24	23.193	1:38.512
20	24.006	1:38.254
2	24.876	1:37.979
30	29.699	1:39.812
99	29.772	1:39.487
15	33.702	1:39.398
94	34.179	1:39.281
73	40.478	1:41.700
25	40.810	1:41.958
31	49.566	1:42.454
61	49.693	1:42.364
22	51.442	1:44.063

MCRCB BULLETIN TK301

2022 Bennetts British Superbike Championship - Round 9

2022 Pirelli National Superstock Championship with MotoNovo

RACE 2 - POSITION CHART

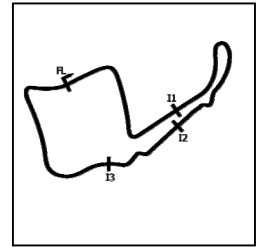
No	Name	Lap Pos	Lap											
			1	2	3	4	5	6	7	8	9	10		
74	TODD	1	74	74	74	74	74	74	74	74	74	74	74	74
3	McCONNELL	2	21	21	21	21	75	75	75	75	75	75	75	75
86	NESBITT	3	86	75	75	75	3	3	3	3	3	3	3	3
21	WARD	4	75	86	3	3	21	21	21	51	51	51	51	51
75	OLSEN	5	51	3	51	51	51	51	51	21	21	21	21	21
51	ELLIOTT	6	3	51	4	4	4	4	4	4	4	4	4	4
4	LINFOOT	7	4	4	8	23	23	23	23	23	23	23	23	23
14	NEAVE	8	8	8	23	8	8	8	8	8	8	8	8	8
8	ROLLO	9	14	23	14	5	5	5	5	14	14	14	14	14
23	HEDGER	10	23	14	5	14	14	14	14	5	5	5	5	5
5	KERR	11	5	5	40	40	40	40	40	40	40	40	40	40
40	FRANCIS	12	40	40	55	55	55	55	55	55	55	55	55	55
27	ESTMENT	13	55	55	27	27	27	27	27	27	27	27	27	57
55	BEECH	14	27	27	44	44	57	57	57	57	57	57	57	27
57	DAY	15	44	44	57	57	44	18	18	18	18	18	18	18
44	NIXON	16	57	57	18	18	18	44	44	19	19	19	19	59
24	CUMMINS	17	19	18	19	19	19	19	19	44	59	19	19	19
18	WINFIELD	18	18	19	6	59	59	59	59	59	44	44	44	44
19	TALBOT	19	6	6	59	6	6	6	6	6	77	77	77	77
77	HARRAN	20	20	59	20	20	20	77	77	77	6	6	6	6
20	OLIVER	21	59	20	77	77	77	20	24	24	24	24	24	24
6	NEVE	22	77	77	24	24	24	24	20	20	20	20	20	20
94	STANTON	23	24	24	2	2	30	2	2	2	2	2	2	2
2	TOMS	24	2	2	30	30	2	30	30	30	30	30	30	30
30	McNEALY	25	94	30	99	99	99	99	99	99	99	99	99	99
99	LUXTON	26	30	99	25	25	25	15	15	15	15	15	15	15
59	TRUELOVE	27	99	25	15	15	15	25	94	94	94	94	94	94
15	HARRISON	28	25	15	73	73	73	94	25	25	73	73	73	73
25	BOERBOOM	29	73	73	94	94	94	73	73	73	25	25	25	25
73	BROOK	30	15	94	22	22	22	22	31	31	31	31	31	31
39	MORGAN	31	12	22	39	39	31	31	22	61	61	61	61	61
22	MACKAY	32	28	39	31	31	61	61	61	22	22	22	22	22
31	COX	33	22	31	61	61								
28	OULTRAM	34	39	61	86									
61	SELLERS	35	61											
76	VERWEY	36	76											
12	CHIDO	37	31											

MCRCB BULLETIN TK302

2022 Bennetts British Superbike Championship - Round 9

2022 Pirelli National Superstock Championship with MotoNovo

RACE 2 - SECTOR ANALYSIS



SECTOR 1 = FL to I1, SECTOR 2 = I1 to I2 SECTOR 3 = I2 to I3, SECTOR 4 = I3 to FL, DIFF = Difference To Personal Best Lap, P = Crossed Finish Line in Pit Lane, D = Time Disallowed

P1 74		Davey TODD				Honda - Milenco by Padgetts Motorcycles						
IDEAL LAP TIME : 1:35.590		BEST LAP TIME : 1:35.762				DIFFERENCE : 0.172						
LAP	SECTOR 1	SECTOR 2	SECTOR 3	SECTOR 4	LAP TIME	MPH	DIFF	TIME OF DAY				
1 -		153.2	27.260	118.5	18.842	133.1	26.234	141.5	1:39.673	97.23	3.911	15:32:10.449
2 -	24.024	152.5	27.382	117.9	18.848	131.5	31.653	84.6	1:41.907	95.09	6.145	15:33:52.356
3 -	27.451	146.5	29.009	112.7	22.912	92.4	34.504	140.6	1:53.876	85.10	18.114	15:35:46.232
4 -	23.867	153.5	27.101	118.5	18.703	133.1	26.205	141.8	1:35.876 (3)	101.08	0.114	15:37:22.108
5 -	23.723	152.8	27.083	118.7	18.723	132.3	26.233	140.1	1:35.762 (1)	101.20		15:38:57.870
6 -	23.792	153.9	27.023	118.3	18.847	132.3	26.247	142.1	1:35.909	101.04	0.147	15:40:33.779
7 -	23.659	154.2	27.167	118.9	18.841	131.8	26.310	141.8	1:35.977	100.97	0.215	15:42:09.756
8 -	23.673	153.2	27.090	117.3	18.714	130.8	26.332	141.8	1:35.809 (2)	101.15	0.047	15:43:45.565
9 -	23.746	153.9	27.087	118.3	18.815	131.8	26.285	141.2	1:35.933	101.02	0.171	15:45:21.498
10 -	23.764	153.5	27.184	117.9	18.757	132.8	26.307	140.1	1:36.012	100.93	0.250	15:46:57.510

P2 75		Alex OLSEN				BMW - FHO Racing with Kobelco						
IDEAL LAP TIME : 1:35.581		BEST LAP TIME : 1:35.804				DIFFERENCE : 0.223						
LAP	SECTOR 1	SECTOR 2	SECTOR 3	SECTOR 4	LAP TIME	MPH	DIFF	TIME OF DAY				
1 -		154.2	27.540	117.9	18.871	135.5	26.094	144.9	1:40.769	96.17	4.965	15:32:11.545
2 -	23.724	156.0	27.267	120.2	18.811	134.7	31.629	77.9	1:41.431	95.54	5.627	15:33:52.976
3 -	28.315	147.1	28.895	114.3	22.103	98.3	34.309	143.7	1:53.622	85.29	17.818	15:35:46.598
4 -	23.883	154.6	27.474	120.9	18.750	135.5	26.181	144.0	1:36.288	100.64	0.484	15:37:22.886
5 -	23.733	154.2	27.058	118.9	18.731	137.2	26.282	141.8	1:35.804 (1)	101.15		15:38:58.690
6 -	23.710	154.9	27.122	119.4	18.807	134.4	26.181	141.5	1:35.820 (2)	101.14	0.016	15:40:34.510
7 -	23.724	154.2	27.230	117.7	18.735	134.4	26.401	141.8	1:36.090 (3)	100.85	0.286	15:42:10.600
8 -	23.698	154.9	27.211	118.3	18.860	132.3	26.348	141.2	1:36.117	100.82	0.313	15:43:46.717
9 -	23.869	153.2	27.410	115.9	18.988	132.8	26.462	141.5	1:36.729	100.19	0.925	15:45:23.446
10 -	23.750	154.2	27.275	118.1	18.841	133.1	26.510	140.1	1:36.376	100.55	0.572	15:46:59.822

P3 3		Billy McCONNELL				Honda - C&L Fairburn Properties / Jackson Racing						
IDEAL LAP TIME : 1:35.666		BEST LAP TIME : 1:36.174				DIFFERENCE : 0.508						
LAP	SECTOR 1	SECTOR 2	SECTOR 3	SECTOR 4	LAP TIME	MPH	DIFF	TIME OF DAY				
1 -		153.9	27.739	117.7	18.954	134.2	26.275	144.9	1:41.477	95.50	5.303	15:32:12.253
2 -	23.698	152.8	27.134	119.4	18.809	133.4	32.013	73.7	1:41.654	95.33	5.480	15:33:53.907
3 -	28.973	133.6	31.424	114.9	19.243	128.5	33.311	144.3	1:52.951	85.80	16.777	15:35:46.858
4 -	23.770	153.5	27.492	120.2	18.780	132.6	26.169	143.7	1:36.211 (2)	100.72	0.037	15:37:23.069
5 -	23.963	155.7	27.271	120.9	18.874	132.6	26.249	142.7	1:36.357 (3)	100.57	0.183	15:38:59.426
6 -	23.602	152.1	27.115	117.7	18.875	128.8	26.582	140.1	1:36.174 (1)	100.76		15:40:35.600
7 -	23.880	149.4	27.296	117.3	18.866	128.3	26.578	140.3	1:36.620	100.30	0.446	15:42:12.220
8 -	23.789	150.8	27.160	117.3	18.893	132.8	26.655	140.9	1:36.497	100.43	0.323	15:43:48.717
9 -	23.798	151.1	27.240	115.9	19.103	129.3	26.727	139.2	1:36.868	100.04	0.694	15:45:25.585
10 -	23.997	150.4	27.384	116.3	19.099	129.8	26.491	140.3	1:36.971	99.94	0.797	15:47:02.556

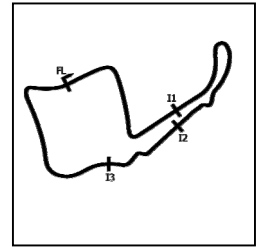
P4 51		Brayden ELLIOTT				Honda - CFS Filtration No Bull Racing						
IDEAL LAP TIME : 1:36.099		BEST LAP TIME : 1:36.189				DIFFERENCE : 0.090						
LAP	SECTOR 1	SECTOR 2	SECTOR 3	SECTOR 4	LAP TIME	MPH	DIFF	TIME OF DAY				
1 -		144.9	27.530	120.0	19.082	133.9	26.346	142.7	1:41.391	95.58	5.202	15:32:12.167
2 -	23.960	149.1	27.344	120.0	19.020	131.5	31.898	73.9	1:42.222	94.80	6.033	15:33:54.389
3 -	28.794	137.7	31.446	115.9	19.387	127.0	32.945	143.3	1:52.572	86.08	16.383	15:35:46.961
4 -	23.809	153.9	27.704	119.1	18.975	131.8	26.409	143.0	1:36.897	100.01	0.708	15:37:23.858
5 -	23.764	148.4	27.173	120.4	18.887	131.5	26.365	143.7	1:36.189 (1)	100.75		15:39:00.047
6 -	23.698	148.4	27.261	120.2	18.967	132.3	26.425	142.7	1:36.351 (2)	100.58	0.162	15:40:36.398
7 -	23.945	149.1	27.412	119.8	18.931	132.3	26.605	142.7	1:36.893	100.02	0.704	15:42:13.291
8 -	23.815	149.1	27.381	121.5	18.896	129.3	26.451	140.9	1:36.543	100.38	0.354	15:43:49.834
9 -	23.865	149.4	27.415	117.3	19.008	130.5	26.522	140.6	1:36.810	100.10	0.621	15:45:26.644
10 -	23.809	145.5	27.222	118.3	18.882	132.1	26.550	141.5	1:36.463 (3)	100.46	0.274	15:47:03.107

MCRCB BULLETIN TK302

2022 Bennetts British Superbike Championship - Round 9

2022 Pirelli National Superstock Championship with MotoNovo

RACE 2 - SECTOR ANALYSIS



SECTOR 1 = FL to I1, SECTOR 2 = I1 to I2 SECTOR 3 = I2 to I3, SECTOR 4 = I3 to FL, DIFF = Difference To Personal Best Lap, P = Crossed Finish Line in Pit Lane, D = Time Disallowed

P5 21		Tom WARD				Aprilia - IN Competition / Aprilia						
IDEAL LAP TIME : 1:36.089		BEST LAP TIME : 1:36.395				DIFFERENCE : 0.306						
LAP	SECTOR 1	SECTOR 2		SECTOR 3		SECTOR 4		LAP TIME	MPH	DIFF	TIME OF DAY	
1 -		150.4	27.189	120.2	18.823	132.1	26.235	140.9	1:40.422	96.50	4.027	15:32:11.198
2 -	23.912	151.8	27.169	118.9	18.907	132.1	31.686	77.6	1:41.674	95.31	5.279	15:33:52.872
3 -	28.217	144.9	28.810	109.1	22.180	96.1	34.343		1:53.550	85.34	17.155	15:35:46.422
4 -	23.998	151.1	27.217	119.4	18.823	133.1	26.357		1:36.395 (1)	100.53		15:37:22.817
5 -	24.073	152.1	27.202	120.4	18.835	133.6	26.652	144.6	1:36.762 (3)	100.15	0.367	15:38:59.579
6 -	23.862	150.8	27.327	117.1	18.937	132.3	26.612		1:36.738 (2)	100.18	0.343	15:40:36.317
7 -	23.914	150.4	27.307	118.3	19.003	130.8	26.592		1:36.816	100.10	0.421	15:42:13.133
8 -	23.901	150.4	27.336	116.9	19.200	133.1	26.633		1:37.070	99.83	0.675	15:43:50.203
9 -	24.008	150.4	27.484	118.3	19.065	132.6	26.783		1:37.340	99.56	0.945	15:45:27.543
10 -	23.991	147.8	27.471	117.7	19.114	132.1	26.859	138.3	1:37.435	99.46	1.040	15:47:04.978

P6 4		Dan LINFOOT				Honda - Optimum Bikes Racing						
IDEAL LAP TIME : 1:36.232		BEST LAP TIME : 1:36.394				DIFFERENCE : 0.162						
LAP	SECTOR 1	SECTOR 2		SECTOR 3		SECTOR 4		LAP TIME	MPH	DIFF	TIME OF DAY	
1 -		152.8	27.873	120.0	19.130	133.1	26.241	144.3	1:41.986	95.02	5.592	15:32:12.762
2 -	23.715	154.6	27.404	119.4	18.946	132.8	31.968	73.7	1:42.033	94.98	5.639	15:33:54.795
3 -	29.315	142.4	31.752	115.9	19.822	128.8	31.533	145.5	1:52.422	86.20	16.028	15:35:47.217
4 -	23.900	154.9	27.642	120.0	19.021	134.2	26.364	143.0	1:36.927 (3)	99.98	0.533	15:37:24.144
5 -	23.713	155.7	27.387	119.6	18.891	132.8	26.403	144.3	1:36.394 (1)	100.53		15:39:00.538
6 -	23.720	154.6	27.421	118.5	18.969	132.3	26.376	141.8	1:36.486 (2)	100.44	0.092	15:40:37.024
7 -	23.862	154.6	27.555	119.1	19.020	133.4	26.498	142.4	1:36.935	99.97	0.541	15:42:13.959
8 -	23.939	154.2	27.544	117.9	19.054	133.4	26.541	141.8	1:37.078	99.83	0.684	15:43:51.037
9 -	23.854	154.9	27.443	118.3	19.124	132.8	26.627	140.6	1:37.048	99.86	0.654	15:45:28.085
10 -	23.917	154.9	27.517	118.7	19.001	134.4	27.305	141.2	1:37.740	99.15	1.346	15:47:05.825

P7 23		Luke HEDGER				Suzuki - SBR / Cheney Racing						
IDEAL LAP TIME : 1:36.565		BEST LAP TIME : 1:36.672				DIFFERENCE : 0.107						
LAP	SECTOR 1	SECTOR 2		SECTOR 3		SECTOR 4		LAP TIME	MPH	DIFF	TIME OF DAY	
1 -		152.8	28.081	122.6	19.177	132.3	26.792	142.1	1:43.240	93.87	6.568	15:32:14.016
2 -	24.053	152.5	27.717	118.9	19.030	132.3	30.342	75.8	1:41.142	95.81	4.470	15:33:55.158
3 -	29.345	137.5	31.823	116.9	19.739	131.8	31.587	140.9	1:52.494	86.14	15.822	15:35:47.652
4 -	24.037	153.2	27.607	120.6	18.994	133.6	26.378	142.7	1:37.016	99.89	0.344	15:37:24.668
5 -	23.873	152.1	27.470	120.0	18.962	134.2	26.458	143.0	1:36.763 (2)	100.15	0.091	15:39:01.431
6 -	23.927	152.5	27.432	118.3	19.097	132.3	26.481	142.4	1:36.937	99.97	0.265	15:40:38.368
7 -	23.808	152.1	27.451	118.7	18.968	133.6	26.445	141.5	1:36.672 (1)	100.24		15:42:15.040
8 -	23.936	152.5	27.454	119.4	18.947	132.8	26.557	141.2	1:36.894 (3)	100.01	0.222	15:43:51.934
9 -	23.898	150.1	27.498	117.5	19.015	133.1	26.549	141.8	1:36.960	99.95	0.288	15:45:28.894
10 -	23.876	150.8	27.514	119.1	19.082	132.8	26.526	142.4	1:36.998	99.91	0.326	15:47:05.892

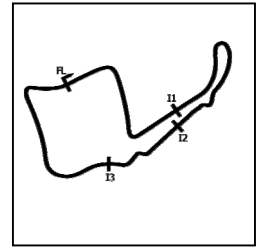
P8 8		Lewis ROLLO				Honda - Milenco by Padgetts Motorcycles						
IDEAL LAP TIME : 1:36.409		BEST LAP TIME : 1:36.547				DIFFERENCE : 0.138						
LAP	SECTOR 1	SECTOR 2		SECTOR 3		SECTOR 4		LAP TIME	MPH	DIFF	TIME OF DAY	
1 -		150.1	27.964	116.3	19.185	133.9	26.534	139.8	1:42.519	94.53	5.972	15:32:13.295
2 -	23.811	152.5	27.362	116.5	19.066	132.8	31.508	69.3	1:41.747	95.24	5.200	15:33:55.042
3 -	29.355	140.3	31.803	114.3	19.604	126.6	31.750	142.1	1:52.512	86.13	15.965	15:35:47.554
4 -	24.189	151.4	27.763	118.3	19.027	132.3	26.517	141.5	1:37.496	99.40	0.949	15:37:25.050
5 -	23.769	152.8	27.401	117.3	19.038	132.8	26.339	143.0	1:36.547 (1)	100.37		15:39:01.597
6 -	23.815	152.5	27.531	117.7	19.095	132.6	26.469	141.8	1:36.910 (3)	100.00	0.363	15:40:38.507
7 -	23.743	150.8	27.578	118.1	19.000	133.4	26.373	142.4	1:36.694 (2)	100.22	0.147	15:42:15.201
8 -	23.806	154.6	27.719	117.1	18.965	133.1	26.504	140.6	1:36.994	99.91	0.447	15:43:52.195
9 -	23.767	151.1	27.595	118.5	19.014	132.8	26.557	140.6	1:36.933	99.97	0.386	15:45:29.128
10 -	23.878	151.8	27.614	114.9	19.234	131.0	26.658	136.6	1:37.384	99.51	0.837	15:47:06.512

MCRCB BULLETIN TK302

2022 Bennetts British Superbike Championship - Round 9

2022 Pirelli National Superstock Championship with MotoNovo

RACE 2 - SECTOR ANALYSIS



SECTOR 1 = FL to I1, SECTOR 2 = I1 to I2 SECTOR 3 = I2 to I3, SECTOR 4 = I3 to FL, DIFF = Difference To Personal Best Lap, P = Crossed Finish Line in Pit Lane, D = Time Disallowed

P9 14		Tim NEAVE				Yamaha - Edwards Yamaha							
IDEAL LAP TIME : 1:36.490		BEST LAP TIME : 1:36.495				DIFFERENCE : 0.005							
LAP	SECTOR 1	SECTOR 2	SECTOR 3	SECTOR 4	LAP TIME	MPH	DIFF	TIME OF DAY					
1 -	151.8	28.107	118.5	19.526	133.4	26.617	136.6	1:43.220	93.88	6.725	15:32:13.996		
2 -	24.183	154.2	27.935	118.3	19.146	132.8	30.115	89.3	1:41.379	95.59	4.884	15:33:55.375	
3 -	29.662	135.8	31.929	115.3	19.940	130.5	30.954	142.7	1:52.485	86.15	15.990	15:35:47.860	
4 -	24.334	152.1	27.863	116.9	18.877	134.4	26.555	141.5	1:37.629	99.26	1.134	15:37:25.489	
5 -	23.993	153.5	27.813	118.3	18.946	127.3	26.705	139.5	1:37.457	99.44	0.962	15:39:02.946	
6 -	23.827	151.1	27.403	116.9	18.882	135.0	26.383	140.9	1:36.495 (1)	100.43		15:40:39.441	
7 -	23.905	154.2	27.720	117.5	19.034	133.4	26.478	141.5	1:37.137	(2)	99.76	0.642	15:42:16.578
8 -	24.074	149.7	27.718	116.3	19.094	132.6	26.755	138.0	1:37.641	99.25	1.146	15:43:54.219	
9 -	23.895	149.7	27.565	116.9	19.135	129.3	26.649	137.5	1:37.244	(3)	99.65	0.749	15:45:31.463
10 -	23.970	151.1	27.551	113.5	19.263	129.0	26.913	137.7	1:37.697	99.19	1.202	15:47:09.160	

P10 5		Richard KERR				Honda - AMD Motorsport							
IDEAL LAP TIME : 1:36.802		BEST LAP TIME : 1:36.864				DIFFERENCE : 0.062							
LAP	SECTOR 1	SECTOR 2	SECTOR 3	SECTOR 4	LAP TIME	MPH	DIFF	TIME OF DAY					
1 -		153.5	28.077	120.0	19.462	131.8	26.652	141.5	1:43.591	93.55	6.727	15:32:14.367	
2 -	24.099	153.5	27.855	120.2	19.206	130.5	30.039	88.7	1:41.199	95.76	4.335	15:33:55.566	
3 -	30.195	139.8	31.542	115.5	19.938	128.3	30.727	144.0	1:52.402	86.22	15.538	15:35:47.968	
4 -	24.077	153.5	27.641	122.2	19.146	130.3	26.586	134.4	1:37.450	99.44	0.586	15:37:25.418	
5 -	23.986	153.5	27.465	117.7	19.008	130.3	26.556	141.2	1:37.015	(2)	99.89	0.151	15:39:02.433
6 -	23.942	152.8	27.455	117.5	18.924	129.5	26.543	141.5	1:36.864 (1)	100.05		15:40:39.297	
7 -	23.880	152.1	27.619	117.1	19.004	128.0	26.630	138.6	1:37.133	(3)	99.77	0.269	15:42:16.430
8 -	24.074	152.1	27.571	118.1	19.211	127.5	27.045	140.3	1:37.901	98.99	1.037	15:43:54.331	
9 -	24.145	153.5	27.524	116.1	19.124	128.8	26.766	139.5	1:37.559	99.33	0.695	15:45:31.890	
10 -	23.989	152.5	27.519	118.1	19.038	130.5	26.838	139.5	1:37.384	99.51	0.520	15:47:09.274	

P11 40		Joe FRANCIS				Kawasaki - Stauff Fluid Power Kawasaki							
IDEAL LAP TIME : 1:37.069		BEST LAP TIME : 1:37.116				DIFFERENCE : 0.047							
LAP	SECTOR 1	SECTOR 2	SECTOR 3	SECTOR 4	LAP TIME	MPH	DIFF	TIME OF DAY					
1 -	150.8	28.204	117.5	19.299	131.5	26.667	142.4	1:43.825	93.34	6.709	15:32:14.601		
2 -	24.073	152.5	27.910	117.7	19.197	131.3	30.061	100.0	1:41.241	95.72	4.125	15:33:55.842	
3 -	30.331	139.8	31.800	114.3	19.565	130.8	30.777	141.5	1:52.473	86.16	15.357	15:35:48.315	
4 -	24.242	151.8	27.747	119.1	19.293	132.3	26.753	140.6	1:38.035	98.85	0.919	15:37:26.350	
5 -	24.003	151.4	27.439	116.9	19.059	129.0	26.615	140.1	1:37.116 (1)	99.79		15:39:03.466	
6 -	24.047	151.1	27.770	109.4	19.236	128.8	26.605	137.7	1:37.658	99.23	0.542	15:40:41.124	
7 -	24.084	149.7	27.517	114.9	19.070	130.3	26.619	138.0	1:37.290	99.61	0.174	15:42:18.414	
8 -	24.055	150.1	27.454	115.9	19.046	130.3	26.656	139.2	1:37.211	(3)	99.69	0.095	15:43:55.625
9 -	24.016	150.1	27.415	115.1	19.128	129.8	26.637	137.7	1:37.196	(2)	99.70	0.080	15:45:32.821
10 -	24.137	148.1	27.487	115.3	19.147	129.8	26.778	138.6	1:37.549	99.34	0.433	15:47:10.370	

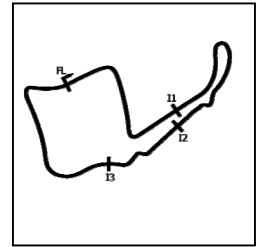
P12 55		Ash BEECH				Honda - Jones Dorling Racing							
IDEAL LAP TIME : 1:37.021		BEST LAP TIME : 1:37.234				DIFFERENCE : 0.213							
LAP	SECTOR 1	SECTOR 2	SECTOR 3	SECTOR 4	LAP TIME	MPH	DIFF	TIME OF DAY					
1 -	150.4	28.638	117.7	19.346	134.2	26.621	144.3	1:44.082	93.11	6.848	15:32:14.858		
2 -	24.024	155.3	27.953	119.1	19.289	134.2	30.232	95.1	1:41.498	95.48	4.264	15:33:56.356	
3 -	30.245	144.9	31.640	116.3	19.792	133.1	30.434	145.5	1:52.111	86.44	14.877	15:35:48.467	
4 -	24.232	153.2	27.760	121.1	19.248	133.9	26.699	143.0	1:37.939	98.95	0.705	15:37:26.406	
5 -	24.192	156.0	27.837	118.7	19.127	132.8	26.429	143.0	1:37.585	99.31	0.351	15:39:03.991	
6 -	23.904	153.5	27.710	115.3	19.129	133.9	26.510	144.0	1:37.253	(2)	99.65	0.019	15:40:41.244
7 -	24.128	153.5	27.620	117.1	19.275	132.1	26.470	144.6	1:37.493	99.40	0.259	15:42:18.737	
8 -	23.906	151.8	27.767	115.5	19.155	133.9	26.438	143.3	1:37.266	(3)	99.63	0.032	15:43:56.003
9 -	23.876	154.6	27.694	116.7	19.266	132.6	26.398	142.7	1:37.234 (1)	99.66		15:45:33.237	
10 -	23.928	153.2	27.868	116.5	19.248	132.6	26.554	142.7	1:37.598	99.29	0.364	15:47:10.835	

MCRCB BULLETIN TK302

2022 Bennetts British Superbike Championship - Round 9

2022 Pirelli National Superstock Championship with MotoNovo

RACE 2 - SECTOR ANALYSIS



SECTOR 1 = FL to I1, SECTOR 2 = I1 to I2 SECTOR 3 = I2 to I3, SECTOR 4 = I3 to FL, DIFF = Difference To Personal Best Lap, P = Crossed Finish Line in Pit Lane, D = Time Disallowed

P13 57		Levi DAY				Suzuki - Powerslide Motorcycles Racing						
IDEAL LAP TIME : 1:37.036		BEST LAP TIME : 1:37.319				DIFFERENCE : 0.283						
LAP	SECTOR 1	SECTOR 2	SECTOR 3	SECTOR 4	LAP TIME	MPH	DIFF	TIME OF DAY				
1 -	151.1	28.625	118.3	19.492	134.2	26.824	143.0	1:45.005	92.29	7.686	15:32:15.781	
2 -	24.033	153.2	27.651	120.0	19.467	131.8	30.259	92.1	1:41.410	95.56	4.091	15:33:57.191
3 -	30.512	138.0	32.794	110.9	19.934	131.8	28.861	141.2	1:52.101	86.45	14.782	15:35:49.292
4 -	24.123	152.8	28.000	118.3	19.162	134.7	26.747	139.8	1:38.032	98.85	0.713	15:37:27.324
5 -	24.222	152.1	27.551	119.4	19.069	134.7	26.654	140.9	1:37.496	99.40	0.177	15:39:04.820
6 -	24.043	151.8	27.654	119.8	19.066	134.4	26.706	140.3	1:37.469	99.42	0.150	15:40:42.289
7 -	23.905	152.1	27.602	118.7	19.089	134.2	26.735	140.6	1:37.331	(2) 99.57	0.012	15:42:19.620
8 -	23.960	151.4	27.685	118.9	19.185	133.1	26.553	140.6	1:37.383	(3) 99.51	0.064	15:43:57.003
9 -	23.948	150.8	27.678	118.9	19.179	133.6	26.514	140.6	1:37.319	(1) 99.58		15:45:34.322
10 -	24.235	149.1	27.557	117.7	19.096	133.9	26.825	138.9	1:37.713	99.18	0.394	15:47:12.035

P14 27		Bjorn ESTMENT				Suzuki - Specsavers Suzuki by Hawk Racing						
IDEAL LAP TIME : 1:37.171		BEST LAP TIME : 1:37.352				DIFFERENCE : 0.181						
LAP	SECTOR 1	SECTOR 2	SECTOR 3	SECTOR 4	LAP TIME	MPH	DIFF	TIME OF DAY				
1 -	147.8	28.555	117.1	19.309	133.6	26.669	143.0	1:44.284	92.93	6.932	15:32:15.060	
2 -	24.012	154.6	27.949	118.9	19.253	133.4	30.590	89.0	1:41.804	95.19	4.452	15:33:56.864
3 -	30.168	138.3	32.505	109.1	19.570	126.3	29.699	140.3	1:51.942	86.57	14.590	15:35:48.806
4 -	24.128	154.6	27.996	118.1	19.182	134.7	26.430	142.7	1:37.736	99.15	0.384	15:37:26.542
5 -	24.314	154.2	27.663	118.7	19.164	132.1	26.550	140.6	1:37.691	99.20	0.339	15:39:04.233
6 -	23.997	151.8	27.686	116.9	19.280	131.0	26.523	141.2	1:37.486	(3) 99.41	0.134	15:40:41.719
7 -	23.942	153.5	27.660	115.3	19.202	131.3	26.750	140.6	1:37.554	99.34	0.202	15:42:19.273
8 -	24.012	153.2	27.652	115.5	19.205	131.8	26.570	138.9	1:37.439	(2) 99.46	0.087	15:43:56.712
9 -	23.948	153.5	27.635	115.5	19.237	131.5	26.532	140.1	1:37.352	(1) 99.54		15:45:34.064
10 -	24.000	152.5	27.652	115.3	19.342	130.5	27.055	138.0	1:38.049	98.84	0.697	15:47:12.113

P15 18		Shaun WINFIELD				Honda - TAG Racing Honda						
IDEAL LAP TIME : 1:36.952		BEST LAP TIME : 1:37.047				DIFFERENCE : 0.095						
LAP	SECTOR 1	SECTOR 2	SECTOR 3	SECTOR 4	LAP TIME	MPH	DIFF	TIME OF DAY				
1 -	149.1	28.774	120.6	19.420	133.4	26.912	144.9	1:45.380	91.96	8.333	15:32:16.156	
2 -	24.272	153.9	27.683	117.5	19.004	132.6	30.466	98.8	1:41.425	95.55	4.378	15:33:57.581
3 -	30.516	131.3	32.677	112.9	19.827	131.0	28.759	144.3	1:51.779	86.70	14.732	15:35:49.360
4 -	24.179	153.9	27.998	120.6	19.191	135.0	26.703	142.7	1:38.071	98.81	1.024	15:37:27.431
5 -	24.290	151.1	27.783	120.2	19.216	129.5	26.765	143.0	1:38.054	98.83	1.007	15:39:05.485
6 -	24.166	154.6	27.686	118.5	19.235	134.2	26.732	140.9	1:37.819	99.07	0.772	15:40:43.304
7 -	23.972	151.1	27.469	117.7	19.043	131.5	26.580	140.1	1:37.064	(2) 99.84	0.017	15:42:20.368
8 -	23.940	151.4	27.520	117.7	19.048	133.4	26.539	141.2	1:37.047	(1) 99.86		15:43:57.415
9 -	24.064	151.4	27.554	119.6	19.119	132.6	26.785	140.9	1:37.522	99.37	0.475	15:45:34.937
10 -	24.115	150.8	27.489	118.9	19.021	134.7	26.747	141.8	1:37.372	(3) 99.52	0.325	15:47:12.309

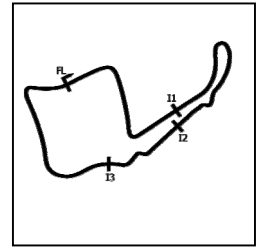
P16 59		Matt TRUELOVE				Aprilia - IN Competition / Aprilia						
IDEAL LAP TIME : 1:37.570		BEST LAP TIME : 1:37.800				DIFFERENCE : 0.230						
LAP	SECTOR 1	SECTOR 2	SECTOR 3	SECTOR 4	LAP TIME	MPH	DIFF	TIME OF DAY				
1 -	152.5	29.300	117.9	19.674	130.8	26.813	142.4	1:46.477	91.01	8.677	15:32:17.253	
2 -	24.113	153.2	28.188	115.3	19.361	130.5	29.939	86.4	1:41.601	95.38	3.801	15:33:58.854
3 -	30.382	135.5	32.933	111.4	20.182	130.5	28.147	143.0	1:51.644	86.80	13.844	15:35:50.498
4 -	24.136	153.5	27.919	117.1	19.182	132.3	26.830	140.6	1:38.067	(2) 98.82	0.267	15:37:28.565
5 -	24.138	154.2	27.927	117.9	19.116	130.8	26.619	142.7	1:37.800	(1) 99.09		15:39:06.365
6 -	24.073	152.8	27.911	113.3	19.423	129.3	26.924	140.6	1:38.331	98.55	0.531	15:40:44.696
7 -	24.172	154.9	27.762	113.3	19.327	130.5	26.873	141.5	1:38.134	(3) 98.75	0.334	15:42:22.830
8 -	24.145	154.2	27.935	116.1	19.337	129.0	26.878	140.6	1:38.295	98.59	0.495	15:44:01.125
9 -	24.213	154.9	27.902	118.1	19.329	130.0	26.905	139.5	1:38.349	98.53	0.549	15:45:39.474
10 -	24.370	151.4	28.640	114.1	19.537	126.8	27.080	140.6	1:39.627	97.27	1.827	15:47:19.101

MCRCB BULLETIN TK302

2022 Bennetts British Superbike Championship - Round 9

2022 Pirelli National Superstock Championship with MotoNovo

RACE 2 - SECTOR ANALYSIS



SECTOR 1 = FL to I1, SECTOR 2 = I1 to I2 SECTOR 3 = I2 to I3, SECTOR 4 = I3 to FL, DIFF = Difference To Personal Best Lap, P = Crossed Finish Line in Pit Lane, D = Time Disallowed

P17 19		Joe TALBOT				Kawasaki - Cheshire Mouldings Kawasaki by JR Performance						
IDEAL LAP TIME : 1:37.625		BEST LAP TIME : 1:37.861				DIFFERENCE : 0.236						
LAP	SECTOR 1	SECTOR 2	SECTOR 3	SECTOR 4	LAP TIME	MPH	DIFF	TIME OF DAY				
1 -		150.4	28.655	117.3	19.445	132.8	26.964	141.5	1:45.308	92.02	7.447	15:32:16.084
2 -	24.339	150.4	27.960	118.1	19.236	132.6	30.435	94.9	1:41.970	95.04	4.109	15:33:58.054
3 -	30.120	133.4	32.746	113.7	19.917	132.6	29.158	136.1	1:51.941	86.57	14.080	15:35:49.995
4 -	24.339	150.8	27.672	117.1	19.099	132.8	26.787	141.2	1:37.897	98.99	0.036	15:37:27.892
5 -	24.233	151.4	27.629	116.3	19.196	133.9	26.803	141.8	1:37.861 (1)	99.03		15:39:05.753
6 -	24.292	152.1	27.559	117.7	19.116	134.7	26.917	141.2	1:37.884	(3)	0.023	15:40:43.637
7 -	24.265	151.4	27.727	116.7	19.117	134.4	26.766	140.9	1:37.875	(2)	0.014	15:42:21.512
8 -	24.201	152.5	27.824	115.5	19.446	130.3	27.112	138.0	1:38.583	98.30	0.722	15:44:00.095
9 -	24.524	148.7	28.056	115.3	19.293	130.5	27.084	138.0	1:38.957	97.93	1.096	15:45:39.052
10 -	24.635	148.7	28.852	116.5	19.586	131.5	27.075	141.5	1:40.148	96.76	2.287	15:47:19.200

P18 44		Jack NIXON				BMW - FHO Racing with Kobelco						
IDEAL LAP TIME : 1:37.452		BEST LAP TIME : 1:37.689				DIFFERENCE : 0.237						
LAP	SECTOR 1	SECTOR 2	SECTOR 3	SECTOR 4	LAP TIME	MPH	DIFF	TIME OF DAY				
1 -		145.2	28.526	118.7	19.591	132.6	26.730	142.1	1:44.711	92.55	7.022	15:32:15.487
2 -	23.929	155.3	27.769	118.7	19.501	129.3	30.385	90.9	1:41.584	95.40	3.895	15:33:57.071
3 -	30.434	138.9	32.702	111.1	20.047	128.0	28.748	140.6	1:51.931	86.58	14.242	15:35:49.002
4 -	24.069	153.5	28.063	118.3	19.248	134.4	26.922	136.3	1:38.302	98.58	0.613	15:37:27.304
5 -	24.307	150.8	27.802	116.9	19.202	132.6	26.697	139.2	1:38.008	(2)	0.319	15:39:05.312
6 -	24.190	153.5	27.767	116.9	19.165	132.6	27.028	139.8	1:38.150	(3)	0.461	15:40:43.462
7 -	24.048	152.1	27.661	116.9	19.181	133.1	26.799	137.5	1:37.689 (1)	99.20		15:42:21.151
8 -	24.311	152.1	27.956	114.5	19.680	127.0	27.267	137.5	1:39.214	97.68	1.525	15:44:00.365
9 -	24.396	146.5	28.140	116.1	19.294	128.8	27.324	135.2	1:39.154	97.73	1.465	15:45:39.519
10 -	24.553	151.4	28.712	115.7	19.454	129.8	27.175	133.1	1:39.894	97.01	2.205	15:47:19.413

P19 77		Brent HARRAN				Honda - Optimum Bikes Racing						
IDEAL LAP TIME : 1:37.610		BEST LAP TIME : 1:37.638				DIFFERENCE : 0.028						
LAP	SECTOR 1	SECTOR 2	SECTOR 3	SECTOR 4	LAP TIME	MPH	DIFF	TIME OF DAY				
1 -		148.4	29.009	117.1	19.693	134.4	26.937	140.9	1:46.816	90.72	9.178	15:32:17.592
2 -	24.212	153.2	28.212	117.5	19.391	129.8	30.596	85.3	1:42.411	94.63	4.773	15:34:00.003
3 -	30.471	136.9	32.526	111.6	20.870	129.5	28.171	140.6	1:52.038	86.50	14.400	15:35:52.041
4 -	23.955	152.8	27.908	118.9	19.302	131.0	26.767	141.5	1:37.932	(3)	0.294	15:37:29.973
5 -	24.031	153.9	27.879	119.4	19.154	130.0	26.850	142.1	1:37.914	(2)	0.276	15:39:07.887
6 -	23.963	154.6	27.951	119.6	19.369	132.8	26.671	142.7	1:37.954	98.93	0.316	15:40:45.841
7 -	23.916	153.2	27.869	116.5	19.182	132.8	26.671	143.0	1:37.638 (1)	99.25		15:42:23.479
8 -	24.091	152.1	28.167	117.9	19.420	133.9	26.849	142.1	1:38.527	98.36	0.889	15:44:02.006
9 -	24.083	154.2	28.089	116.5	19.228	130.0	27.026	140.3	1:38.426	98.46	0.788	15:45:40.432
10 -	24.006	152.5	28.530	117.5	19.483	131.5	27.114	137.2	1:39.133	97.76	1.495	15:47:19.565

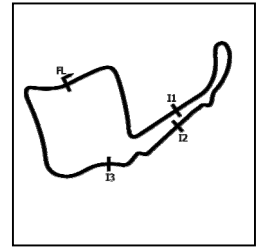
P20 6		Craig NEVE				BMW - CN Racing						
IDEAL LAP TIME : 1:37.775		BEST LAP TIME : 1:37.984				DIFFERENCE : 0.209						
LAP	SECTOR 1	SECTOR 2	SECTOR 3	SECTOR 4	LAP TIME	MPH	DIFF	TIME OF DAY				
1 -		148.1	28.914	115.9	19.547	131.5	26.740	141.8	1:45.677	91.70	7.693	15:32:16.453
2 -	24.371	150.4	28.048	115.5	19.226	130.3	30.266	86.9	1:41.911	95.09	3.927	15:33:58.364
3 -	30.411	138.6	32.812	108.9	20.140	127.3	28.664	140.3	1:52.027	86.50	14.043	15:35:50.391
4 -	24.511	150.1	28.030	114.3	19.304	130.0	26.657	141.2	1:38.502	98.38	0.518	15:37:28.893
5 -	24.191	149.7	28.038	114.1	19.221	131.0	26.642	141.2	1:38.092	(2)	0.108	15:39:06.985
6 -	24.174	150.8	27.824	115.5	19.135	131.3	26.851	141.5	1:37.984 (1)	98.90		15:40:44.969
7 -	24.174	148.4	27.981	114.3	19.269	131.3	26.725	141.8	1:38.149	(3)	0.165	15:42:23.118
8 -	24.265	147.8	28.165	114.1	19.369	130.5	26.768	139.5	1:38.567	98.32	0.583	15:44:01.685
9 -	24.335	148.4	28.558	115.3	19.267	129.8	26.978	139.5	1:39.138	97.75	1.154	15:45:40.823
10 -	24.362	150.4	28.310	113.9	19.319	128.8	27.040	141.2	1:39.031	97.86	1.047	15:47:19.854

MCRCB BULLETIN TK302

2022 Bennetts British Superbike Championship - Round 9

2022 Pirelli National Superstock Championship with MotoNovo

RACE 2 - SECTOR ANALYSIS



SECTOR 1 = FL to I1, SECTOR 2 = I1 to I2 SECTOR 3 = I2 to I3, SECTOR 4 = I3 to FL, DIFF = Difference To Personal Best Lap, P = Crossed Finish Line in Pit Lane, D = Time Disallowed

P21 24		Conor CUMMINS				Honda - Milenco by Padgetts Motorcycles						
IDEAL LAP TIME : 1:37.668		BEST LAP TIME : 1:37.713				DIFFERENCE : 0.045						
LAP	SECTOR 1	SECTOR 2		SECTOR 3		SECTOR 4		LAP TIME	MPH	DIFF	TIME OF DAY	
1 -		148.4	29.516	118.5	19.777	131.3	26.972	141.8	1:47.164	90.43	9.451	15:32:17.940
2 -	24.310	152.1	28.121	119.1	19.325	130.5	30.549	87.0	1:42.305	94.72	4.592	15:34:00.245
3 -	30.843	134.7	33.176	113.3	20.299	129.5	27.888	139.5	1:52.206	86.37	14.493	15:35:52.451
4 -	24.131	152.5	27.907	118.7	19.202	131.3	26.755	142.1	1:37.995 (2)	98.89	0.282	15:37:30.446
5 -	24.031	152.1	27.947	116.1	19.117	133.1	26.618	143.7	1:37.713 (1)	99.18		15:39:08.159
6 -	24.205	152.1	27.908	118.9	19.271	132.1	26.882	141.5	1:38.266 (3)	98.62	0.553	15:40:46.425
7 -	24.408	151.1	27.902	117.9	19.289	132.6	26.929	139.2	1:38.528	98.36	0.815	15:42:24.953
8 -	24.215	150.1	28.230	115.9	19.388	129.8	26.852	138.6	1:38.685	98.20	0.972	15:44:03.638
9 -	24.356	150.4	28.065	117.5	19.324	130.8	26.808	138.0	1:38.553	98.33	0.840	15:45:42.191
10 -	24.350	150.1	28.051	116.9	19.394	131.3	26.717	140.6	1:38.512	98.37	0.799	15:47:20.703

P22 20		Tom OLIVER				Aprilia - IN Competition / Aprilia						
IDEAL LAP TIME : 1:38.003		BEST LAP TIME : 1:38.188				DIFFERENCE : 0.185						
LAP	SECTOR 1	SECTOR 2		SECTOR 3		SECTOR 4		LAP TIME	MPH	DIFF	TIME OF DAY	
1 -		145.5	29.031	117.5	19.686	131.0	26.947	143.3	1:46.220	91.23	8.032	15:32:16.996
2 -	24.680	151.4	28.090	116.5	19.517	129.5	30.388	88.7	1:42.675	94.38	4.487	15:33:59.671
3 -	30.597	136.6	32.340	107.3	20.880	127.8	27.685	142.1	1:51.502	86.91	13.314	15:35:51.173
4 -	24.177	153.9	27.950	117.5	19.447	131.8	26.742	141.8	1:38.316 (3)	98.57	0.128	15:37:29.489
5 -	24.189	151.1	27.873	117.1	19.340	131.5	26.786	142.4	1:38.188 (1)	98.70		15:39:07.677
6 -	24.048	153.2	27.920	115.3	19.694	129.8	26.858	142.1	1:38.520	98.36	0.332	15:40:46.197
7 -	24.238	151.4	27.965	115.3	19.456	131.3	26.197	136.3	1:38.856	98.03	0.668	15:42:25.053
8 -	24.253	149.7	28.319	114.9	19.654	130.0	26.942	140.3	1:39.168	97.72	0.980	15:44:04.221
9 -	24.388	150.8	28.130	110.7	19.602	127.8	26.921	140.9	1:39.041	97.85	0.853	15:45:43.262
10 -	24.101	151.8	27.958	115.9	19.380	130.3	26.815	140.6	1:38.254 (2)	98.63	0.066	15:47:21.516

P23 2		TJ TOMS				Kawasaki - Platform Hire Racing						
IDEAL LAP TIME : 1:37.808		BEST LAP TIME : 1:37.979				DIFFERENCE : 0.171						
LAP	SECTOR 1	SECTOR 2		SECTOR 3		SECTOR 4		LAP TIME	MPH	DIFF	TIME OF DAY	
1 -		150.1	29.250	114.1	20.186	132.3	27.262	141.2	1:47.313	90.30	9.334	15:32:18.089
2 -	24.360	152.8	28.137	116.9	19.390	135.5	30.645	90.1	1:42.532	94.51	4.553	15:34:00.621
3 -	30.744	133.1	33.181	110.9	20.417	132.1	28.039	139.2	1:52.381	86.23	14.402	15:35:53.002
4 -	24.279	152.1	27.966	117.1	19.078	134.4	26.867	140.9	1:38.190 (2)	98.69	0.211	15:37:31.192
5 -	24.199	151.8	27.809	112.9	20.438	134.2	27.132	140.3	1:39.578	97.32	1.599	15:39:10.770
6 -	24.353	150.4	27.827	114.1	19.186	132.3	27.107	139.2	1:38.473	98.41	0.494	15:40:49.243
7 -	24.279	150.8	27.791	115.9	19.205	132.6	27.050	138.3	1:38.325	98.56	0.346	15:42:27.568
8 -	24.207	150.8	27.802	114.1	19.296	131.5	27.244	138.3	1:38.549	98.33	0.570	15:44:06.117
9 -	24.249	151.8	27.931	114.9	19.225	133.4	26.885	139.2	1:38.290 (3)	98.59	0.311	15:45:44.407
10 -	24.115	152.1	27.799	117.3	19.035	133.4	27.030	138.9	1:37.979 (1)	98.91		15:47:22.386

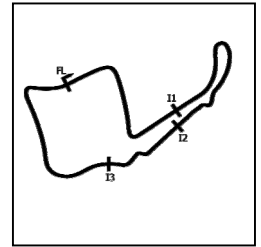
P24 30		Rob McNEALY				BMW - McNealy Brown						
IDEAL LAP TIME : 1:37.888		BEST LAP TIME : 1:38.541				DIFFERENCE : 0.653						
LAP	SECTOR 1	SECTOR 2		SECTOR 3		SECTOR 4		LAP TIME	MPH	DIFF	TIME OF DAY	
1 -		140.9	29.823	117.3	19.495	132.3	27.054	140.6	1:47.881	89.83	9.340	15:32:18.657
2 -	24.562	150.4	28.077	117.5	19.714	129.0	29.739	96.1	1:42.092	94.92	3.551	15:34:00.749
3 -	31.074	135.5	33.089	110.7	20.661	130.5	27.621	140.1	1:52.445	86.18	13.904	15:35:53.194
4 -	24.518	149.7	27.772	117.3	19.262	130.5	26.989	140.1	1:38.541 (1)	98.34		15:37:31.735
5 -	24.046	151.4	27.605	115.9	19.888	124.7	27.377	135.0	1:38.916 (2)	97.97	0.375	15:39:10.651
6 -	24.497	145.8	28.173	115.1	19.248	129.5	27.125	139.2	1:39.043 (3)	97.84	0.502	15:40:49.694
7 -	24.423	147.8	27.963	113.9	19.495	127.3	27.304	136.3	1:39.185	97.70	0.644	15:42:28.879
8 -	24.303	146.2	28.180	111.2	19.392	130.3	27.360	136.3	1:39.235	97.66	0.694	15:44:08.114
9 -	24.448	146.8	27.980	112.7	19.492	127.5	27.363	135.5	1:39.283	97.61	0.742	15:45:47.397
10 -	24.597	144.9	28.169	113.7	19.489	127.8	27.557	134.7	1:39.812	97.09	1.271	15:47:27.209

MCRCB BULLETIN TK302

2022 Bennetts British Superbike Championship - Round 9

2022 Pirelli National Superstock Championship with MotoNovo

RACE 2 - SECTOR ANALYSIS



SECTOR 1 = FL to I1, SECTOR 2 = I1 to I2 SECTOR 3 = I2 to I3, SECTOR 4 = I3 to FL, DIFF = Difference To Personal Best Lap, P = Crossed Finish Line in Pit Lane, D = Time Disallowed

P25 99		Ben LUXTON				BMW - Team XG Racing						
IDEAL LAP TIME : 1:38.637		BEST LAP TIME : 1:38.656				DIFFERENCE : 0.019						
LAP	SECTOR 1	SECTOR 2		SECTOR 3		SECTOR 4		LAP TIME	MPH	DIFF	TIME OF DAY	
1 -		145.5	29.690	115.3	19.941	131.5	26.949	143.3	1:48.106	89.64	9.450	15:32:18.882
2 -	24.651	148.7	28.098	118.7	19.895	128.5	29.937	90.6	1:42.581	94.47	3.925	15:34:01.463
3 -	31.249	133.6	32.832	109.6	20.488	129.5	27.662	140.9	1:52.231	86.35	13.575	15:35:53.694
4 -	24.643	149.4	27.964	116.9	19.346	130.5	27.044	140.1	1:38.997 (2)	97.89	0.341	15:37:32.691
5 -	24.463	150.4	27.931	112.2	19.671	126.8	26.963	140.9	1:39.028 (3)	97.86	0.372	15:39:11.719
6 -	24.462	149.7	27.894	114.7	19.365	131.8	26.935	141.2	1:38.656 (1)	98.23		15:40:50.375
7 -	24.545	148.4	28.102	113.5	19.384	130.8	27.185	139.8	1:39.216	97.67	0.560	15:42:29.591
8 -	24.473	150.1	28.015	115.1	19.397	127.8	27.160	140.9	1:39.045	97.84	0.389	15:44:08.636
9 -	24.509	149.4	27.952	114.9	19.486	129.5	27.212	139.8	1:39.159	97.73	0.503	15:45:47.795
10 -	24.554	146.2	28.202	114.7	19.516	129.3	27.215	140.1	1:39.487	97.41	0.831	15:47:27.282

P26 15		Nathan HARRISON				Honda - Quayside Racing						
IDEAL LAP TIME : 1:38.904		BEST LAP TIME : 1:39.033				DIFFERENCE : 0.129						
LAP	SECTOR 1	SECTOR 2		SECTOR 3		SECTOR 4		LAP TIME	MPH	DIFF	TIME OF DAY	
1 -		145.5	30.268	115.5	19.923	133.6	27.308	141.8	1:49.412	88.57	10.379	15:32:20.188
2 -	24.444	152.1	28.306	115.9	19.719	130.3	29.080	91.0	1:41.549	95.43	2.516	15:34:01.737
3 -	32.155	137.7	32.439	107.7	20.909	127.5	27.724	140.3	1:53.227	85.59	14.194	15:35:54.964
4 -	24.269	150.8	28.253	116.9	19.556	130.8	27.198	142.7	1:39.276 (3)	97.61	0.243	15:37:34.240
5 -	24.647	151.1	28.544	114.1	19.776	130.3	27.520	140.9	1:40.487	96.44	1.454	15:39:14.727
6 -	24.455	147.4	28.225	115.1	19.445	129.8	27.168	138.9	1:39.293	97.60	0.260	15:40:54.020
7 -	24.398	150.1	28.133	115.3	19.407	130.8	27.095	138.6	1:39.033 (1)	97.85		15:42:33.053
8 -	24.277	149.7	28.287	113.5	19.572	129.5	27.356	138.6	1:39.492	97.40	0.459	15:44:12.545
9 -	24.297	147.4	28.331	115.1	19.497	130.0	27.144	136.9	1:39.269 (2)	97.62	0.236	15:45:51.814
10 -	24.352	149.1	28.287	115.7	19.475	130.5	27.284	138.0	1:39.398	97.49	0.365	15:47:31.212

P27 94		Max STANTON				BMW - PHR Performance						
IDEAL LAP TIME : 1:38.715		BEST LAP TIME : 1:39.073				DIFFERENCE : 0.358						
LAP	SECTOR 1	SECTOR 2		SECTOR 3		SECTOR 4		LAP TIME	MPH	DIFF	TIME OF DAY	
1 -		145.5	29.117	119.1	19.771	132.8	27.152	140.3	1:47.504	90.14	8.431	15:32:18.280
2 -	24.682	154.2	27.960	119.8	23.701	130.0	27.991	105.1	1:44.334	92.88	5.261	15:34:02.614
3 -	31.872	133.6	32.728	106.6	20.873	127.0	27.422	139.8	1:52.895	85.84	13.822	15:35:55.509
4 -	24.542	152.1	28.195	118.7	19.382	133.9	27.025	142.4	1:39.144 (3)	97.74	0.071	15:37:34.653
5 -	24.538	146.5	28.848	118.9	19.685	133.1	27.371	136.6	1:40.442	96.48	1.369	15:39:15.095
6 -	24.775	148.7	28.395	117.7	19.244	132.6	27.265	142.7	1:39.679	97.22	0.606	15:40:54.774
7 -	24.611	152.8	28.163	118.7	19.326	133.9	26.973	139.5	1:39.073 (1)	97.81		15:42:33.847
8 -	24.683	150.4	28.087	114.1	19.352	133.4	27.021	140.1	1:39.143 (2)	97.75	0.070	15:44:12.990
9 -	24.572	151.1	28.304	116.7	19.467	131.5	27.075	138.9	1:39.418	97.48	0.345	15:45:52.408
10 -	24.611	148.7	28.233	115.7	19.369	130.8	27.068	127.0	1:39.281	97.61	0.208	15:47:31.689

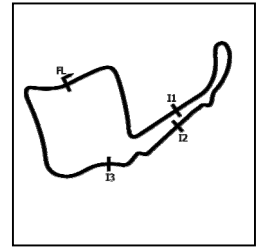
P28 73		David BROOK				Honda - Guildford Audio by Brook Motorsport						
IDEAL LAP TIME : 1:39.394		BEST LAP TIME : 1:39.394				DIFFERENCE : 0.000						
LAP	SECTOR 1	SECTOR 2		SECTOR 3		SECTOR 4		LAP TIME	MPH	DIFF	TIME OF DAY	
1 -		147.4	30.099	115.1	19.999	126.1	27.417	138.9	1:49.344	88.63	9.950	15:32:20.120
2 -	24.799	148.7	28.402	115.7	19.710	125.2	29.036	95.3	1:41.947	95.06	2.553	15:34:02.067
3 -	32.127	133.4	32.296	109.4	21.030	124.2	27.602	142.4	1:53.055	85.72	13.661	15:35:55.122
4 -	24.446	150.4	28.367	115.1	19.567	127.8	27.014	143.0	1:39.394 (1)	97.50		15:37:34.516
5 -	24.469	149.4	28.990	115.3	19.685	127.0	27.279	141.2	1:40.423	96.50	1.029	15:39:14.939
6 -	25.005	141.8	28.833	113.3	19.606	128.0	27.154	140.1	1:40.598	96.33	1.204	15:40:55.537
7 -	24.483	150.8	28.748	110.1	19.705	127.8	27.141	139.5	1:40.077 (2)	96.83	0.683	15:42:35.614
8 -	24.581	149.1	28.527	110.3	19.755	125.9	27.378	136.6	1:40.241 (3)	96.68	0.847	15:44:15.855
9 -	24.758	149.1	28.374	114.1	19.795	127.5	27.506	136.6	1:40.433	96.49	1.039	15:45:56.288
10 -	24.972	146.5	29.012	112.5	19.943	123.1	27.773	131.8	1:41.700	95.29	2.306	15:47:37.988

MCRCB BULLETIN TK302

2022 Bennetts British Superbike Championship - Round 9

2022 Pirelli National Superstock Championship with MotoNovo

RACE 2 - SECTOR ANALYSIS



SECTOR 1 = FL to I1, SECTOR 2 = I1 to I2 SECTOR 3 = I2 to I3, SECTOR 4 = I3 to FL, DIFF = Difference To Personal Best Lap, P = Crossed Finish Line in Pit Lane, D = Time Disallowed

P29 25		Jorel BOERBOOM				Kawasaki - G&S Bict Groep Racing						
IDEAL LAP TIME : 1:39.535		BEST LAP TIME : 1:39.687				DIFFERENCE : 0.152						
LAP	SECTOR 1	SECTOR 2		SECTOR 3		SECTOR 4		LAP TIME	MPH	DIFF	TIME OF DAY	
1 -		141.8	29.986	114.3	19.936	129.5	27.400	136.9	1:48.959	88.94	9.272	15:32:19.735
2 -	24.596	151.1	28.264	112.9	19.636	129.0	29.348	88.4	1:41.844	95.15	2.157	15:34:01.579
3 -	31.427	132.8	32.840	108.0	20.852	126.8	27.731	139.2	1:52.850	85.87	13.163	15:35:54.429
4 -	24.452	152.1	28.237	112.5	19.639	128.8	27.359	138.3	1:39.687 (1)	97.21		15:37:34.116
5 -	24.616	150.4	28.472	112.5	19.743	126.1	27.666	136.3	1:40.497	96.43	0.810	15:39:14.613
6 -	24.691	148.7	28.453	112.0	19.652	129.0	27.300	138.6	1:40.096 (3)	96.82	0.409	15:40:54.709
7 -	24.486	150.8	28.250	114.9	19.922	129.0	27.210	138.0	1:39.868 (2)	97.04	0.181	15:42:34.577
8 -	24.553	150.8	28.399	113.3	19.711	128.5	27.646	136.9	1:40.309	96.61	0.622	15:44:14.886
9 -	24.866	149.4	28.921	112.5	19.908	128.0	27.781	137.7	1:41.476	95.50	1.789	15:45:56.362
10 -	24.675	147.8	28.904	112.5	19.924	127.3	28.455	131.0	1:41.958	95.05	2.271	15:47:38.320

P30 31		Sam COX				BMW - Sam Cox Racing with Belcom Cables Ltd						
IDEAL LAP TIME : 1:40.534		BEST LAP TIME : 1:40.690				DIFFERENCE : 0.156						
LAP	SECTOR 1	SECTOR 2		SECTOR 3		SECTOR 4		LAP TIME	MPH	DIFF	TIME OF DAY	
1 -		140.1	31.152	110.5	20.515	126.8	27.760	139.5	1:52.186	86.38	11.496	15:32:22.962
2 -	26.055	145.5	28.750	116.1	20.204	126.6	27.810	138.9	1:42.819	94.25	2.129	15:34:05.781
3 -	30.361	130.8	31.896	101.8	21.469	122.6	27.811	140.1	1:51.537	86.88	10.847	15:35:57.318
4 -	24.645	146.5	28.766	115.7	19.720	130.5	27.696	139.5	1:40.827 (2)	96.11	0.137	15:37:38.145
5 -	24.677	148.7	28.787	116.1	19.807	130.3	27.419	139.8	1:40.690 (1)	96.24		15:39:18.835
6 -	24.764	144.6	28.961	115.3	19.922	128.8	27.422	140.1	1:41.069 (3)	95.88	0.379	15:40:59.904
7 -	24.855	143.7	29.183	108.0	20.134	128.5	27.673	136.9	1:41.845	95.15	1.155	15:42:41.749
8 -	24.774	148.7	28.966	112.0	19.947	125.2	27.717	134.4	1:41.404	95.57	0.714	15:44:23.153
9 -	24.984	148.4	28.787	113.1	19.858	128.3	27.840	135.8	1:41.469	95.50	0.779	15:46:04.622
10 -	25.227	147.1	29.002	111.6	20.184	126.8	28.041	135.5	1:42.454	94.59	1.764	15:47:47.076

P31 61		David SELLERS				Suzuki - True Heroes Racing						
IDEAL LAP TIME : 1:40.440		BEST LAP TIME : 1:40.440				DIFFERENCE : 0.000						
LAP	SECTOR 1	SECTOR 2		SECTOR 3		SECTOR 4		LAP TIME	MPH	DIFF	TIME OF DAY	
1 -		144.9	30.831	106.6	20.373	125.6	28.085	135.2	1:51.947	86.56	11.507	15:32:22.723
2 -	26.430	141.5	29.074	111.8	20.067	125.2	28.033	135.0	1:43.604	93.54	3.164	15:34:06.327
3 -	30.229	126.6	31.604	104.5	21.987	120.4	28.166	134.2	1:51.986	86.54	11.546	15:35:58.313
4 -	24.920	145.5	28.467	113.5	19.649	125.6	27.559	135.2	1:40.595 (2)	96.33	0.155	15:37:38.908
5 -	24.824	146.2	28.460	111.4	19.612	127.3	27.544	134.4	1:40.440 (1)	96.48		15:39:19.348
6 -	24.868	145.5	28.622	113.1	19.869	126.6	27.603	135.0	1:40.962 (3)	95.98	0.522	15:41:00.310
7 -	24.961	144.0	28.980	113.3	20.244	125.4	27.699	134.4	1:41.884	95.12	1.444	15:42:42.194
8 -	24.846	147.4	28.778	112.0	19.923	122.6	27.826	134.2	1:41.373	95.60	0.933	15:44:23.567
9 -	24.864	146.2	28.711	112.9	19.992	125.9	27.705	131.8	1:41.272	95.69	0.832	15:46:04.839
10 -	25.322	145.2	28.875	113.9	20.248	122.6	27.919	130.0	1:42.364	94.67	1.924	15:47:47.203

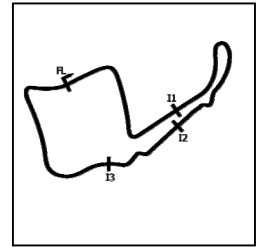
P32 22		Dave MACKAY				Suzuki - True Heroes Racing						
IDEAL LAP TIME : 1:40.611		BEST LAP TIME : 1:40.916				DIFFERENCE : 0.305						
LAP	SECTOR 1	SECTOR 2		SECTOR 3		SECTOR 4		LAP TIME	MPH	DIFF	TIME OF DAY	
1 -		145.5	30.843	114.5	20.145	128.8	27.469	138.9	1:51.114	87.21	10.198	15:32:21.890
2 -	26.047	146.5	28.905	112.7	20.112	125.6	27.754	131.5	1:42.818	94.25	1.902	15:34:04.708
3 -	30.778	130.8	32.042	107.5	21.320	127.3	27.703	137.2	1:51.843	86.65	10.927	15:35:56.551
4 -	24.947	149.4	28.692	112.9	19.887	126.6	27.426	137.7	1:40.952 (2)	95.99	0.036	15:37:37.503
5 -	24.856	148.1	28.626	114.7	19.703	126.8	27.731	136.3	1:40.916 (1)	96.03		15:39:18.419
6 -	25.012	145.2	29.018	113.9	19.749	124.7	27.454	137.2	1:41.233	95.73	0.317	15:40:59.652
7 -	25.087	142.7	29.397	114.3	20.154	127.3	27.645	135.8	1:42.283	94.74	1.367	15:42:41.935
8 -	24.976	146.8	29.223	114.9	19.949	126.8	27.638	136.6	1:41.786	95.21	0.870	15:44:23.721
9 -	24.979	150.1	28.733	113.9	19.994	127.5	27.462	136.6	1:41.168 (3)	95.79	0.252	15:46:04.889
10 -	25.515	149.1	28.743	116.3	22.277	127.0	27.528	128.3	1:44.063	93.12	3.147	15:47:48.952

MCRCB BULLETIN TK302

2022 Bennetts British Superbike Championship - Round 9

2022 Pirelli National Superstock Championship with MotoNovo

RACE 2 - SECTOR ANALYSIS



SECTOR 1 = FL to I1, SECTOR 2 = I1 to I2 SECTOR 3 = I2 to I3, SECTOR 4 = I3 to FL, DIFF = Difference To Personal Best Lap, P = Crossed Finish Line in Pit Lane, D = Time Disallowed

P33 39		Max MORGAN				Kawasaki - MSS Performance					
IDEAL LAP TIME : 1:40.460		BEST LAP TIME : 1:40.880				DIFFERENCE : 0.420					
LAP	SECTOR 1	SECTOR 2		SECTOR 3		SECTOR 4		LAP TIME	MPH	DIFF	TIME OF DAY
1 -	145.2	31.304	106.1	20.585	126.1	27.658	130.5	1:51.825	86.66	10.945	15:32:22.601
2 -	26.342 146.5	28.651	110.9	20.141	126.1	27.975	133.1	1:43.109 (2)	93.99	2.229	15:34:05.710
3 -	30.193 137.2	31.960	103.5	21.472	125.9	27.674	134.2	1:51.299 (3)	87.07	10.419	15:35:57.009
4 -	24.747 148.7	28.904	112.4	19.623	127.3	27.606	134.2	1:40.880 (1)	96.06		15:37:37.889

P34 86		Charlie NESBITT				Suzuki - VisionTrack Suzuki					
IDEAL LAP TIME : 1:36.665		BEST LAP TIME : 1:42.476				DIFFERENCE : 5.811					
LAP	SECTOR 1	SECTOR 2		SECTOR 3		SECTOR 4		LAP TIME	MPH	DIFF	TIME OF DAY
1 -	150.8	27.203	115.7	18.884	132.8	26.531	139.8	1:40.530	96.40		15:32:11.306
2 -	24.047	149.1	27.421 117.3	18.966	133.1	32.042	73.0	1:42.476 (1)	94.57		15:33:53.782
3 -	28.853	128.5	37.510	83.6	31.798	95.7	IN PIT	2:23.531 P	67.52	41.055	15:36:17.313

P35 12		Mark CHIODO				Yamaha - Tamworth Yamaha by Alpinestars					
IDEAL LAP TIME :		BEST LAP TIME :				DIFFERENCE :					
LAP	SECTOR 1	SECTOR 2		SECTOR 3		SECTOR 4		LAP TIME	MPH	DIFF	TIME OF DAY
1 -	146.5	30.371	116.5	20.158	132.1	27.455	137.2	1:49.946	88.14		15:32:20.722

P36 28		Zac OULTRAM				Suzuki - Konect Racing					
IDEAL LAP TIME :		BEST LAP TIME :				DIFFERENCE :					
LAP	SECTOR 1	SECTOR 2		SECTOR 3		SECTOR 4		LAP TIME	MPH	DIFF	TIME OF DAY
1 -	147.4	30.951	113.3	19.994	128.8	27.228	137.2	1:50.470	87.72		15:32:21.246

P37 76		Luke VERWEY				BMW - WSE Racing					
IDEAL LAP TIME :		BEST LAP TIME :				DIFFERENCE :					
LAP	SECTOR 1	SECTOR 2		SECTOR 3		SECTOR 4		LAP TIME	MPH	DIFF	TIME OF DAY
1 -	148.4	30.917	114.3	20.589	124.9	27.705	138.9	1:52.037	86.50		15:32:22.813

MCRCB BULLETIN TK303

2022 Bennetts British Superbike Championship - Round 9

2022 Pirelli National Superstock Championship with MotoNovo

RACE 2 - BEST SECTORS

SECTOR 1				SECTOR 2				SECTOR 3				SECTOR 4				IDEAL / BEST COMPARISON		
POS	NO	NAME	TIME	NO	NAME	TIME	NO	NAME	TIME	NO	NAME	TIME	POS	NO	NAME	IDEAL	BEST	DIFF
															PERFECT LAP	1:35.422		
1	3	McCONNIE	23.602	74	TODD	27.023	74	TODD	18.703	75	OLSEN	26.094	1	75	OLSEN	1:35.581	1:35.804	0.223
2	74	TODD	23.659	75	OLSEN	27.058	75	OLSEN	18.731	3	McCONNIE	26.169	2	74	TODD	1:35.590	1:35.762	0.172
3	75	OLSEN	23.698	3	McCONNIE	27.115	3	McCONNIE	18.780	74	TODD	26.205	3	3	McCONNELL	1:35.666	1:36.174	0.508
4	51	ELLIOTT	23.698	21	WARD	27.169	21	WARD	18.823	21	WARD	26.235	4	21	WARD	1:36.089	1:36.395	0.306
5	4	LINFOOT	23.713	51	ELLIOTT	27.173	14	NEAVE	18.877	4	LINFOOT	26.241	5	51	ELLIOTT	1:36.099	1:36.189	0.090
6	8	ROLLO	23.743	86	NESBITT	27.203	51	ELLIOTT	18.882	8	ROLLO	26.339	6	4	LINFOOT	1:36.232	1:36.394	0.162
7	23	HEDGER	23.808	8	ROLLO	27.362	86	NESBITT	18.884	51	ELLIOTT	26.346	7	8	ROLLO	1:36.409	1:36.547	0.138
8	14	NEAVE	23.827	4	LINFOOT	27.387	4	LINFOOT	18.891	23	HEDGER	26.378	8	14	NEAVE	1:36.490	1:36.495	0.005
9	21	WARD	23.862	14	NEAVE	27.403	5	KERR	18.924	14	NEAVE	26.383	9	23	HEDGER	1:36.565	1:36.672	0.107
10	55	BEECH	23.876	40	FRANCIS	27.415	23	HEDGER	18.947	55	BEECH	26.398	10	86	NESBITT	1:36.665	1:42.476	5.811
11	5	KERR	23.880	23	HEDGER	27.432	8	ROLLO	18.965	27	ESTMENT	26.430	11	5	KERR	1:36.802	1:36.864	0.062
12	57	DAY	23.905	5	KERR	27.455	18	WINFIEL	19.004	57	DAY	26.514	12	18	WINFIELD	1:36.952	1:37.047	0.095
13	77	HARRAN	23.916	18	WINFIEL	27.469	2	TOMS	19.035	86	NESBITT	26.531	13	55	BEECH	1:37.021	1:37.234	0.213
14	44	NIXON	23.929	57	DAY	27.551	40	FRANCIS	19.046	18	WINFIEL	26.539	14	57	DAY	1:37.036	1:37.319	0.283
15	18	WINFIEL	23.940	19	TALBOT	27.559	57	DAY	19.066	5	KERR	26.543	15	40	FRANCIS	1:37.069	1:37.116	0.047
16	27	ESTMENT	23.942	30	McNEALY	27.605	19	TALBOT	19.099	40	FRANCIS	26.605	16	27	ESTMENT	1:37.171	1:37.352	0.181
17	40	FRANCIS	24.003	55	BEECH	27.620	59	TRUELOV	19.116	24	CUMMINS	26.618	17	44	NIXON	1:37.452	1:37.689	0.237
18	24	CUMMINS	24.031	27	ESTMENT	27.635	24	CUMMINS	19.117	59	TRUELOV	26.619	18	59	TRUELOVE	1:37.570	1:37.800	0.230
19	30	McNEALY	24.046	44	NIXON	27.661	55	BEECH	19.127	6	NEVE	26.642	19	77	HARRAN	1:37.610	1:37.638	0.028
20	86	NESBITT	24.047	59	TRUELOV	27.762	6	NEVE	19.135	77	HARRAN	26.671	20	19	TALBOT	1:37.625	1:37.861	0.236
21	20	OLIVER	24.048	2	TOMS	27.791	77	HARRAN	19.154	44	NIXON	26.697	21	24	CUMMINS	1:37.668	1:37.713	0.045
22	59	TRUELOV	24.073	6	NEVE	27.824	27	ESTMENT	19.164	20	OLIVER	26.742	22	6	NEVE	1:37.775	1:37.984	0.209
23	2	TOMS	24.115	77	HARRAN	27.869	44	NIXON	19.165	19	TALBOT	26.766	23	2	TOMS	1:37.808	1:37.979	0.171
24	6	NEVE	24.174	20	OLIVER	27.873	94	STAINTO	19.244	2	TOMS	26.867	24	30	McNEALY	1:37.888	1:38.541	0.653
25	19	TALBOT	24.201	99	LUXTON	27.894	30	McNEALY	19.248	99	LUXTON	26.935	25	20	OLIVER	1:38.003	1:38.188	0.185
26	15	HARRISO	24.269	24	CUMMINS	27.902	20	OLIVER	19.340	94	STAINTO	26.973	26	99	LUXTON	1:38.637	1:38.656	0.019
27	73	BROOK	24.446	94	STAINTO	27.960	99	LUXTON	19.346	30	McNEALY	26.989	27	94	STAINTON	1:38.715	1:39.073	0.358
28	25	BOERBOO	24.452	15	HARRISO	28.133	15	HARRISO	19.407	73	BROOK	27.014	28	15	HARRISON	1:38.904	1:39.033	0.129
29	99	LUXTON	24.462	25	BOERBOO	28.237	73	BROOK	19.567	15	HARRISO	27.095	29	73	BROOK	1:39.394	1:39.394	0.000
30	94	STAINTO	24.538	73	BROOK	28.367	39	MORGAN	19.576	25	BOERBOO	27.210	30	25	BOERBOOM	1:39.535	1:39.687	0.152
31	39	MORGAN	24.627	61	SELLERS	28.460	61	SELLERS	19.612	28	OULTRAM	27.228	31	61	SELLERS	1:40.440	1:40.440	0.000
32	31	COX	24.645	22	MACKAY	28.626	25	BOERBOO	19.636	31	COX	27.419	32	39	MORGAN	1:40.460	1:40.880	0.420
33	61	SELLERS	24.824	39	MORGAN	28.651	22	MACKAY	19.703	22	MACKAY	27.426	33	31	COX	1:40.534	1:40.690	0.156
34	22	MACKAY	24.856	31	COX	28.750	31	COX	19.720	12	CHiodo	27.455	34	22	MACKAY	1:40.611	1:40.916	0.305
35				12	CHiodo	30.371	28	OULTRAM	19.994	61	SELLERS	27.544	35	12	CHiodo			
36				76	VERWEY	30.917	12	CHiodo	20.158	39	MORGAN	27.606	36	28	OULTRAM			
37				28	OULTRAM	30.951	76	VERWEY	20.589	76	VERWEY	27.705	37	76	VERWEY			

MCRCB BULLETIN TK304**2022 Bennetts British Superbike Championship - Round 9****2022 Pirelli National Superstock Championship with MotoNovo****RACE 2 - BEST SPEEDS**

POS	INTERMEDIATE 1			INTERMEDIATE 2			INTERMEDIATE 3			FINISH LINE		
	NO	NAME	MPH	NO	NAME	MPH	NO	NAME	MPH	NO	NAME	MPH
1	75	OLSEN	156.0	23	HEDGER	122.6	75	OLSEN	137.2	4	LINFOOT	145.5
2	55	BEECH	156.0	5	KERR	122.2	2	TOMS	135.5	55	BEECH	145.5
3	3	McCONNELL	155.7	51	ELLIOTT	121.5	14	NEAVE	135.0	75	OLSEN	144.9
4	4	LINFOOT	155.7	55	BEECH	121.1	18	WINFIELD	135.0	3	McCONNELL	144.9
5	44	NIXON	155.3	75	OLSEN	120.9	57	DAY	134.7	18	WINFIELD	144.9
6	59	TRUELOVE	154.9	3	McCONNELL	120.9	27	ESTMENT	134.7	21	WARD	144.6
7	8	ROLLO	154.6	18	WINFIELD	120.6	19	TALBOT	134.7	5	KERR	144.0
8	27	ESTMENT	154.6	21	WARD	120.4	4	LINFOOT	134.4	51	ELLIOTT	143.7
9	18	WINFIELD	154.6	4	LINFOOT	120.0	44	NIXON	134.4	24	CUMMINS	143.7
10	77	HARRAN	154.6	57	DAY	120.0	77	HARRAN	134.4	20	OLIVER	143.3
11	74	TODD	154.2	94	STAINTON	119.8	3	McCONNELL	134.2	99	LUXTON	143.3
12	14	NEAVE	154.2	77	HARRAN	119.6	23	HEDGER	134.2	23	HEDGER	143.0
13	94	STAINTON	154.2	40	FRANCIS	119.1	55	BEECH	134.2	8	ROLLO	143.0
14	51	ELLIOTT	153.9	24	CUMMINS	119.1	51	ELLIOTT	133.9	57	DAY	143.0
15	20	OLIVER	153.9	74	TODD	118.9	8	ROLLO	133.9	27	ESTMENT	143.0
16	5	KERR	153.5	27	ESTMENT	118.9	94	STAINTON	133.9	59	TRUELOVE	143.0
17	23	HEDGER	153.2	44	NIXON	118.7	21	WARD	133.6	77	HARRAN	143.0
18	57	DAY	153.2	99	LUXTON	118.7	15	HARRISON	133.6	73	BROOK	143.0
19	2	TOMS	152.8	8	ROLLO	118.5	74	TODD	133.1	14	NEAVE	142.7
20	40	FRANCIS	152.5	14	NEAVE	118.5	24	CUMMINS	133.1	15	HARRISON	142.7
21	19	TALBOT	152.5	59	TRUELOVE	118.1	86	NESBITT	133.1	94	STAINTON	142.7
22	24	CUMMINS	152.5	19	TALBOT	118.1	40	FRANCIS	132.3	40	FRANCIS	142.4
23	21	WARD	152.1	20	OLIVER	117.5	59	TRUELOVE	132.3	74	TODD	142.1
24	15	HARRISON	152.1	30	McNEALY	117.5	30	McNEALY	132.3	44	NIXON	142.1
25	25	BOERBOOM	152.1	2	TOMS	117.3	12	CHIODO	132.1	19	TALBOT	141.8
26	30	McNEALY	151.4	86	NESBITT	117.3	5	KERR	131.8	6	NEVE	141.8
27	6	NEVE	150.8	15	HARRISON	116.9	20	OLIVER	131.8	2	TOMS	141.2
28	73	BROOK	150.8	12	CHIODO	116.5	99	LUXTON	131.8	30	McNEALY	140.6
29	86	NESBITT	150.8	22	MACKAY	116.3	6	NEVE	131.5	31	COX	140.1
30	99	LUXTON	150.4	31	COX	116.1	31	COX	130.5	86	NESBITT	139.8
31	22	MACKAY	150.1	6	NEVE	115.9	25	BOERBOOM	129.5	25	BOERBOOM	139.2
32	31	COX	148.7	73	BROOK	115.7	39	MORGAN	129.5	22	MACKAY	138.9
33	39	MORGAN	148.7	39	MORGAN	115.3	22	MACKAY	128.8	76	VERWEY	138.9
34	76	VERWEY	148.4	25	BOERBOOM	114.9	28	OULTRAM	128.8	12	CHIODO	137.2
35	61	SELLERS	147.4	76	VERWEY	114.3	73	BROOK	128.0	28	OULTRAM	137.2
36	28	OULTRAM	147.4	61	SELLERS	113.9	61	SELLERS	127.3	61	SELLERS	135.2
37	12	CHIODO	146.5	28	OULTRAM	113.3	76	VERWEY	124.9	39	MORGAN	134.2

MCRCB BULLETIN TK305

2022 Bennetts British Superbike Championship - Round 9

2022 Pirelli National Superstock Championship with MotoNovo

RACE 2 - STATISTICS

Competitors Started	37
Planned Start	2022-09-25 @ 15:20:00.000
Actual Start	2022-09-25 @ 15:30:30.775
Finish Time	2022-09-25 @ 15:46:57.509
Track Length	2.6920mi.
Total Laps	330
Total Distance Covered	888.3694mi.

Session Fastest Lap History

NO	NAME	LAP TIME	TIME OF DAY	LAP	VEHICLE
74	Davey TODD	1:41.907	15:33:52.394	2	Honda
21	Tom WARD	1:41.674	15:33:52.904	2	Aprilia
75	Alex OLSEN	1:41.431	15:33:52.961	2	BMW
23	Luke HEDGER	1:41.142	15:33:55.201	2	Suzuki
74	Davey TODD	1:35.876	15:37:22.131	4	Honda
74	Davey TODD	1:35.762	15:38:57.892	5	Honda

Session Leader History

NO	NAME	FROM LAP	LAPS LED	DISTANCE	VEHICLE
74	Davey TODD	1	10	26.92 miles	Honda

Flag History

TYPE	TIME OF DAY
GREEN	15:30:30.775
SAFETY	15:33:10.859
GREEN	15:35:44.195
FINISH	15:46:57.509

Flag Statistics

TYPE	COUNT	TOTAL LAPS	TOTAL TIME
Green	2	9	14:49.630
Red	0	0	0.000
Safety Car	1	1	2:33.335
FCY	0	0	0.000

MCRCB BULLETIN TK306

2022 Bennetts British Superbike Championship - Round 9

2022 Pirelli National Superstock Championship with MotoNovo

RACE 2 - SESSION NOTES

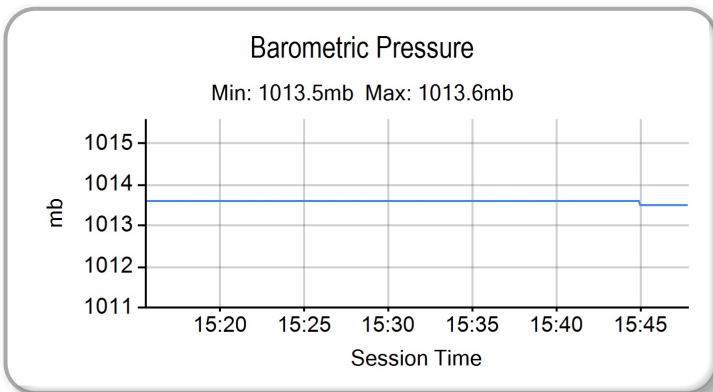
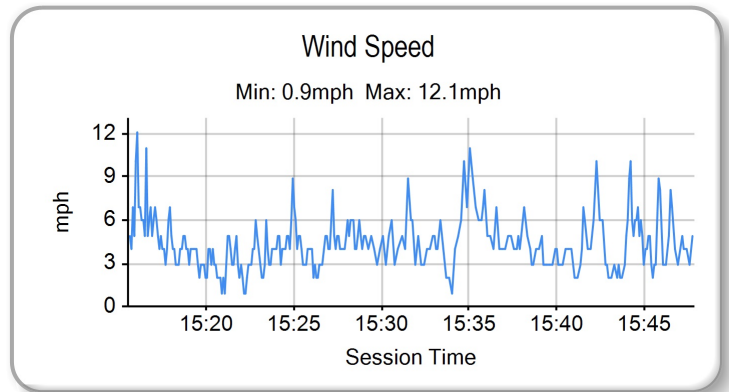
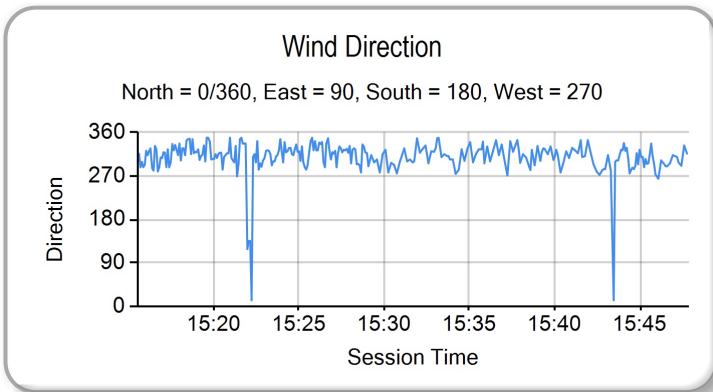
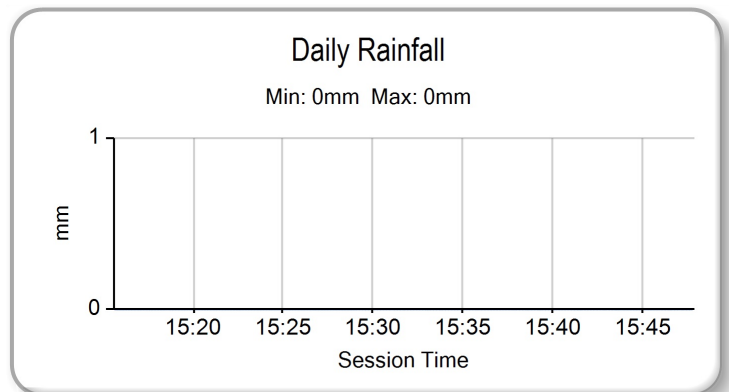
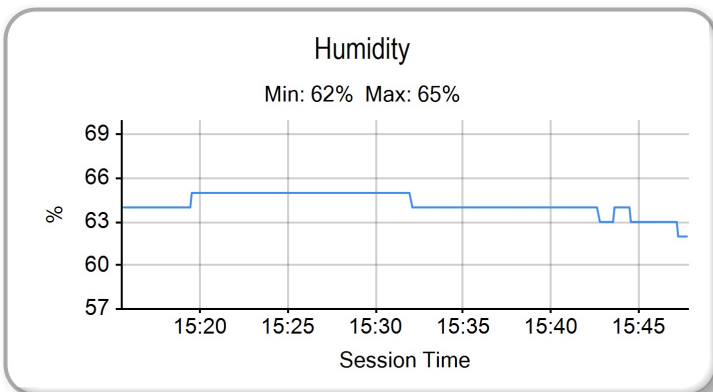
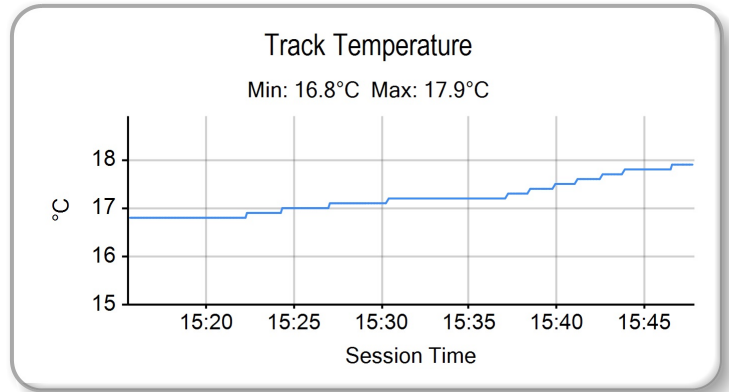
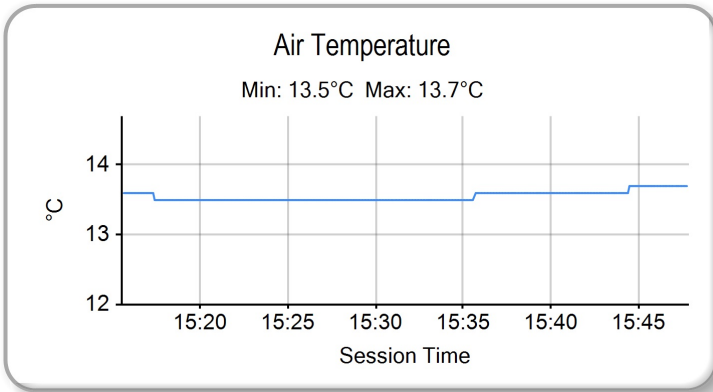
TIME	MESSAGE
15:16:10	10 LAPS
15:16:21	.
15:20:12	PITLANE OPEN
15:25:06	PITLANE CLOSED
15:25:12	3 MINUTES TO WARM UP LAP
15:27:03	1 MINUTE TO WARM UP LAP
15:27:31	30 SECONDS TO WARM UP LAP
15:27:50	GREEN FLAG - WARM UP LAP
15:29:37	RACE START
15:31:21	NO JUMP STARTS
15:33:11	SAFETY CAR
15:34:23	NO.12, 28 & 76 FALLERS AT T3 CASCADES - RIDERS BEING ASSESSED
15:35:05	SAFETY CAR IN THIS LAP
15:35:38	GREEN FLAG
15:37:02	NO.86 ENTERED PITS
15:37:38	NO.86 RETIRED
15:39:40	NO.39 FALLER AT T16 LODGE - RIDER OK
15:40:03	UPDATE NO.12 - RIDER TO MEDICAL CENTRE
15:40:39	TWO THIRDS DISTANCE COMPLETED

MCRCB BULLETIN TK307

2022 Bennetts British Superbike Championship - Round 9

2022 Pirelli National Superstock Championship with MotoNovo

RACE 2 - WEATHER CONDITIONS



2022 Pirelli National Superstock Championship with MotoNovo
RIDERS POINTS AFTER ROUND 15


	TOTAL	GAP	DIFF	1 15th - 17th April	2 Silverstone National	3 30th April - 2nd May Oulton Park International	4 20th - 22nd May	5 Donington Park National	6 17th - 19th June	7 Knockhill	8 22nd - 24th July	9 Brands Hatch GP	10 12th - 14th August	11 Thruxton	12 27th - 29th August Cadwell Park	13 9th - 11th September Snetterton 300	14 23rd - 25th September	15 Oulton Park International	16 30th Sept - 2nd Oct	17 Donington Park GP	18 14th - 16th October Brands Hatch GP	Wins	Seconds	Thirds	
1	Davey TODD (Honda)	241		10	11	16	16	20	13	16	11	20	13	20	25	25	25						3	3	3
2	Billy McCONNELL (Honda)	215	26		16	25		10	25	20	25	16	13	20	16		13	16					3	2	4
3	Alex OLSEN (BMW)	209	32	6		20	11	13	11	11	11	13	25	25	13	20	16	20					2	3	1
4	Brayden ELLIOTT (Honda)	171	70	38	20	8	20	25	13	20	13	8	5	9	8		9	13					1	3	0
5	Richard KERR (Honda)	153	88	18	6	2	7	11	16	13	25	9	7	10	11	11	13	6	6				1	0	1
6	Tom WARD (Aprilia)	148	93	5	16	9	8	10	8	16	16	8	10		8	10	7	11	11				0	0	3
7	Tim NEAVE (Yamaha)	146	95	2	25	25	10	20	25					5	5	16	8	7					3	1	1
8	Charlie NESBITT (Suzuki)	118	123	28			7	11	10		4	9	16	16	25		20						1	1	2
9	Lewis ROLLO (Honda)	92	149	26		13	9		3	9	10		5	11	10	9		5	8				0	0	0
10	David ALLINGHAM (Honda)	69	172	23	9	6	13	8		3	10	20											0	1	0
11	Brent HARRAN (Honda)	67	174	2	13	7	6	5	9	7	8		1	9	2								0	0	0
12	Levi DAY (Suzuki)	59	182	8	8	5	5		6	1	2	5	6	4		4	10		3				0	0	0
13	Joe FRANCIS (Kawasaki)	55	186	4		3			5	8		7	8	6		9	4	5					0	0	0
14	Shaun WINFIELD (Honda)	54	187	1	4	1		3	4	4	6	7	7	6	11		1						0	0	0
15	Richard COOPER (Suzuki)	45	196	9								20	25										1	1	0
16	Jack NIXON (BMW)	45	196	0	11	10	3	6	7	2			2	3			1						0	0	0
17	Luke HEDGER (Suzuki)	41	200	4			9	1			2	3	6	4			7	9					0	0	0
18	Ashley BEECH (Suzuki)	32	209	9	5	4			1			3	1	7	4	3	4						0	0	0
19	Joe TALBOT (Kawasaki)	26	215	6	2	2		4	5	7					6								0	0	0
20	Joe SHELDON-SHAW (Suzuki)	22	219	4	1		1		6	6	3	4	1										0	0	0
21	Dan LINFOOT (Honda)	20	221	2													10	10					0	0	0
22	Bjorn ESTMENT (Suzuki)	13	228	7										1	8	2	2						0	0	0
23	Kade VERWEY (BMW)	12	229	1					9	1	2												0	0	0
24	TJ TOMS (Kawasaki)	12	229	0			2		5						5								0	0	0
25	Ian HUTCHINSON (BMW)	11	230	1	7	4																	0	0	0
26	Matt TRUELOVE (Aprilia)	7	234	4	3		1								3								0	0	0
27	Tom OLIVER (Suzuki)	6	235	1				4	2														0	0	0
28	Conor CUMMINS (Honda)	5	236	1											2	3							0	0	0
29	Matthew PAULO (BMW)	3	238	2					3														0	0	0
30	Ben LUXTON (BMW)	2	239	1												2							0	0	0
31	Mark CHIODO (Yamaha)	1	240	1											1								0	0	0