

OMOLOGATO®



PIRELLI

SUPERSTOCK

NATIONAL CHAMPIONSHIP

WITH
MotoNovo
FINANCE

PIRELLI NATIONAL SUPERSTOCK CHAMPIONSHIP WITH MOTONOVO FINANCE

MSVR
MOTORSPORT VISION RACING

Round 8

Snetterton 300

9th – 11th September 2022



SPORTS TIMING

TIMING SOLUTIONS LTD

Timing & Results Provided by Timing Solutions Ltd

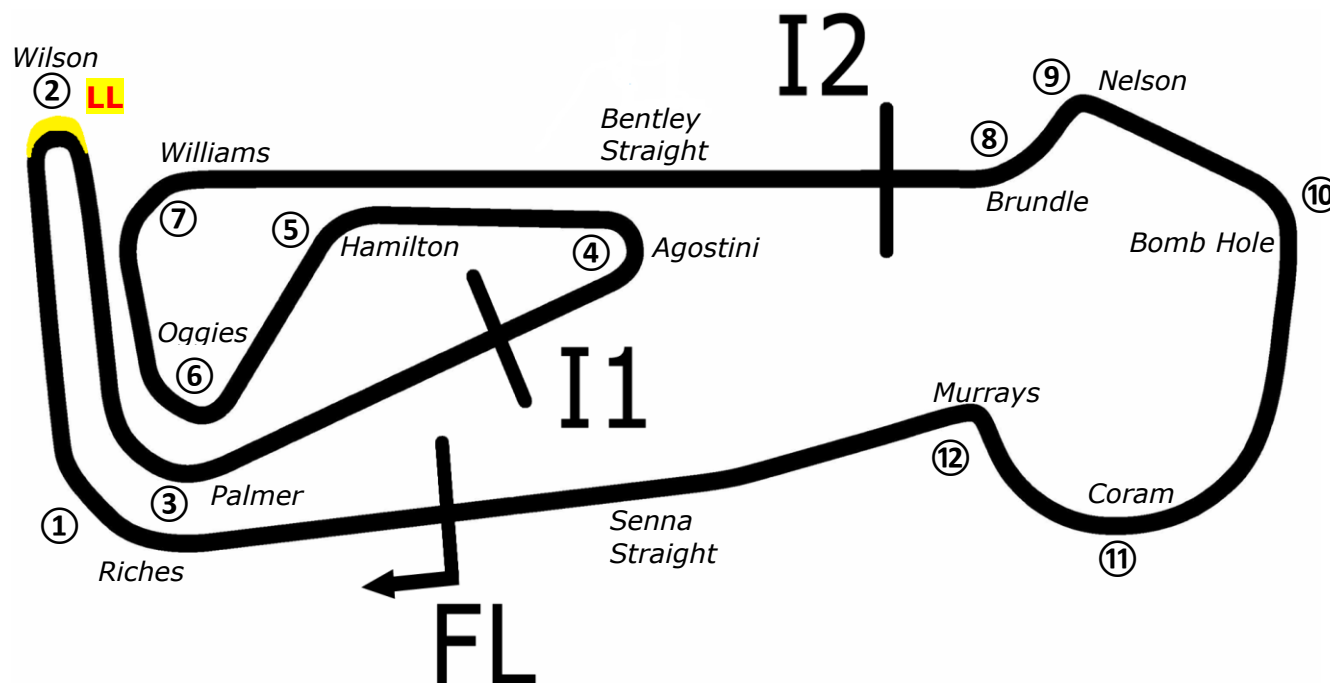
www.tsl-timing.com

Snetterton 300

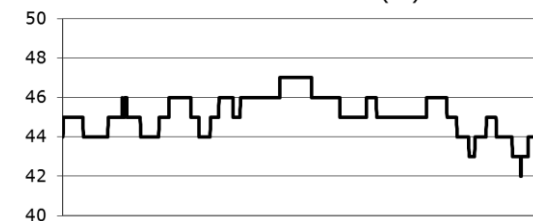


SPORTS TIMING

TIMING SOLUTIONS LTD



Circuit Altitude (m)



Length	2.9689 miles	4778.0 m	
FL		52.46340 N	0.94476 E
I1	1545m	52.46487 N	0.94466 E
I2	3198m	52.46617 N	0.94964 E
Pit Entry	4572m	52.46364 N	0.94774 E
Pit Exit	40m after FL	52.46338 N	0.94420 E
Pit Entry-Pit Exit		246m, 14.7s @60kph, 11.0s @80kph	

LL - Long Lap - Outside of Turn 2 (Wilson)

Lap Records		Best Sector Information					
		Sector 1	S1 Trap (mph)	Sector 2	S2 Trap (mph)	Sector 3	F/L Trap (mph)
Superbikes	1:47.143	33.176	146.8	37.203	181.3	35.378	177.5
Superstock (1000)	1:49.516	34.159	144.3	38.465	174.7	36.287	172.5
Supersport / GP2	1:50.689	34.455	136.1	38.979	164.8	36.578	158.6
Ducati Cup	1:52.677	35.184	133.1	39.636	164.4	37.364	156.7
Junior Superstock (600)	1:53.456	35.215	133.7	39.537	160.5	37.578	152.1
Sidecar 600	1:56.894	36.553	123.8	41.655	144.3	38.255	130.8
BTC 2020	2:03.754	38.792	117.1	43.169	135.2	40.581	125.6
Junior Supersport	2:05.777	39.523	112.9	44.430	126.6	41.234	116.

All results available at www.tsl-timing.com

START LIST



NO	CL	NAME	NAT	ENTRY
2		TJ TOMS	GBR	Kawasaki - Platform Hire Racing
3		Billy McCONNELL	AUS	Honda - C&L Fairburn Properties / Jackson Racing
4		Dan LINFOOT	GBR	Honda - Optimum Bikes Racing
5		Richard KERR	IRL	Honda - AMD Motorsport
7		Kade VERWEY	GBR	BMW - Team XG Racing
8		Lewis ROLLO	GBR	Honda - Milenco by Padgetts Motorcycles
10		Joe SHELDON-SHAW	GBR	Suzuki - Forward Vision Racing
11		David ALLINGHAM	GBR	Honda - TAG Racing Honda
12		Mark CHIODO	AUS	Yamaha - Tamworth Yamaha by Alpinestars
14		Tim NEAVE	GBR	Yamaha - Edwards Yamaha
15		Nathan HARRISON	GBR	Honda - Quayside Racing
18		Shaun WINFIELD	GBR	Honda - TAG Racing Honda
19		Joe TALBOT	GBR	Kawasaki - Cheshire Mouldings Kawasaki by JR Performa
21		Tom WARD	GBR	Aprilia - IN Competition / Aprilia
22		Dave MACKAY	GBR	Suzuki - True Heroes Racing
24		Conor CUMMINS	GBR	Honda - Milenco by Padgetts Motorcycles
25		Jorel BOERBOOM	NLD	Kawasaki - G&S Bict Groep Racing
27		Bjorn ESTMENT	RSA	Suzuki - Specsavers Suzuki by Hawk Racing
30		Rob McNEALY	GBR	BMW - McNealy Brown
31		Sam COX	GBR	BMW - Sam Cox Racing
39		Max MORGAN	GBR	Kawasaki - MSS Performance
40		Joe FRANCIS	GBR	Kawasaki - Stauff Fluid Power Kawasaki
42		Sam HOLME	GBR	Kawasaki - HIA Racing
44		Jack NIXON	GBR	BMW - FHO Racing with Kobelco
51		Brayden ELLIOTT	AUS	Honda - CFS Filtration No Bull Racing
55		Ash BEECH	GBR	Honda - Jones Dorling Racing
56		Richard WHITE	GBR	BMW - Trackdudes Motorcycle Test & Trackdays
57		Levi DAY	AUS	Suzuki - Powerslide Motorcycles Racing
59		Matt TRUELOVE	GBR	Aprilia - IN Competition / Aprilia
61		David SELLERS	GBR	Suzuki - True Heroes Racing
73		David BROOK	GBR	Honda - Guildford Audio by Brook Motorsport
74		Davey TODD	GBR	Honda - Milenco by Padgetts Motorcycles
75		Alex OLSEN	GBR	BMW - FHO Racing with Kobelco
76		Luke VERWEY	GBR	BMW - WSE Racing
77		Brent HARRAN	RSA	Honda - Optimum Bikes Racing
79		Jason BURRILL	GBR	BMW - Burrill Racing
86		Charlie NESBITT	GBR	Suzuki - VisionTrack Suzuki
94		Max STANTON	GBR	BMW - PHR Performance
99		Ben LUXTON	GBR	BMW - Team XG Racing

Total Competitors: 39

Snetterton 300: 2.9689 miles

Clerk Of Course :	Steward :	Timekeeper :
-------------------	-----------	--------------

Results can be found at www.britishsuperbike.com

Printed - 15:24 Tuesday, 06 September 2022



2022 Pirelli National Superstock Championship with MotoNovo
RIDER PERFORMANCE CHART AFTER ROUND 12



#	NAME / BIKE	15th - 17th April		Silverstone National		30th April - 2nd May Oulton Park International		20th - 22nd May		Donington Park National		17th - 19th June		Knockhill		22nd - 24th July		Brands Hatch GP		12th - 14th August		Thruxton		27th - 29th August		Cadwell Park		9th - 11th September		Snetterton 300		23rd - 25th September		Oulton Park International		30th Sept - 2nd Oct		Donington Park GP		14th - 16th October		Brands Hatch GP	
		1	2	3	4	5	6	7	8	9	10	11	12	13	14	15	16	17	18	19	20	21	22	23	24	25	26	27	28	29	30	31	32	33	34	35	36	37	38	39	40		
2	TJ TOMS (Kawasaki)	DNS	16	18	14	17	16	11	DNF	16	16	DNS	18																														
3	Billy McCONNELL (Honda)	19	3	1	DNS	6	1*	2	1	3	4	2	3																														
4	Ian HUTCHINSON (BMW)	9	12	17																																							
5	Richard KERR (Honda)	10	14	9	5	3	4	1	7	9	6	5	5																														
6	Craig NEVE (BMW)	16	19						17	DNF	DNF	22																															
6	Michael DUNLOP (BMW)			22																																							
7	Kade VERWEY (BMW)	DNS	DNF	DNF	DNS	24	DNF	7	15	14																																	
8	Lewis ROLLO (Honda)	DNF	4	7	DNS	13	7	6	DNF	11	5	6	7																														
9	John McGUINNESS (Honda)	21	24	21																																							
9	Callum GRIGOR (Kawasaki)						19	DNF																																			
10	Joe SHELDON-SHAW (Suzuki)	15	DNF	16	15	18	10	10	13	12	15	19	DNF																														
11	David ALLINGHAM (Honda)	7	10	4	8	19	DNF	13	6	2	17*	DNF																															
12	Luke HEDGER (Suzuki)				7	15			14	13	10	12																															
14	Tim NEAVE (Yamaha)	1*	1	6	2	1							DNF	11	11																												
15	Nathan HARRISON (Honda)	17	23	DNF					23	24	20	20																															
16	James BUCHANAN (Kawasaki)	30	DNF	DNQ	29	32	NC	DNF	DNF	31	35	35																															
17	Matty WHELAN (Suzuki)																									20																	
18	Shaun WINFIELD (Honda)	12	15	DNF	13	22	12	12	10	DNF	9	9	10																														
19	Joe TALBOT (Kawasaki)	14	DNF	14	17	12	11	9	19	19	22	DNF	16																														
20	Tom OLIVER (Suzuki)	DNF	18	DNF	12	14	DNS	DNS																																			
21	Tom WARD (Aprilia)	3	7	8	6	8	3	3	8	6	19	8	6																														
22	Dave MACKAY (Suzuki)	29	29	29	28	31			26	29	32	31	22																														
23	Max SYMONDS (BMW)								25	25	28	24																															
24	Conor CUMMINS (Honda)				19	21			18	18			14																														
25	Jorel BOERBOOM (Kawasaki)	28	28	28	27	29	20	20	24	26	25	26	21																														
26	Josh WAINWRIGHT (Honda)	24	DNF																																								
26	Rob HODSON (Kawasaki)			27																																							
27	Bjorn ESTMENT (Suzuki)				23	DNF							18	16	15																												
30	Rob McNEALY (BMW)	DNS	25	19	21	26	DNF	19	DNF	DNF	26	27																															
31	Sam COX (BMW)								20	22	27	28	DNF																														
32	Matt VENN (Kawasaki)																																										
38	Ryan CRINGLE (Honda)																																										
39	Max MORGAN (Kawasaki)	26	27	25	24	30			DNF	27	DNS	34	DNF																														
40	Joe FRANCIS (Kawasaki)	DNS	13	DNF	DNF	11	8	DNF	9	DNF	8	10	DNF																														
42	Sam HOLME (Kawasaki)	23	DNF	30			DNS	DNS																																			
43	Jonathan PERRY (Kawasaki)	DNQ	DNQ																																								
44	Jack NIXON (BMW)	5	6	13	10	9	14	DNF	DNF	17	14	13	DNS																														
47	Richard COOPER (Suzuki)								2	1																																	
49	Lee WILLIAMS (Kawasaki)			31	22	25																																					
51	Brayden ELLIOTT (Honda)	2	8	2	1	4*	2	DNF*	4	8	11	7	8																														
55	Ash BEECH (Suzuki)	11	DNF	12	16	16	DNF	15					13	15	9																												
56	Richard WHITE (BMW)								DNF	23																																	
57	Levi DAY (Suzuki)	8	11	11	DNF	10	15	14	11	10	12	17	12																														
59	Matt TRUELOVE (Aprilia)	13	17	15	DNS	20	18	17	16	DNF	23	18	13																														
61	David SELLERS (Suzuki)			26	26	28			DNF	28	29	29																															
62	Sam WEST (BMW)	18	21																																								
66	Brendan MALLINDER (BMW)				25	DNF																																					
71	Phil CROWE (BMW)			DNF																																							
71	Matthew PAULO (BMW)						13	DNF																																			
73	David BROOK (Honda)	22	26	23	20	DNF																																					
74	Davey TODD (Honda)	6	5	3	3	2	DNF	4	3	5	2	4	2																														
75	Alex OLSEN (BMW)	DNF	2*	5	4*	DNF	5	5	5	4	1	1	4																														
76	Luke VERWEY (BMW)	25	DNF	DNF	DNS	DNS																																					
77	Brent HARRAN (Honda)	4	9	10	11	7	9	8	DNF	15	7	14	19																														
83	Forest DUNN (Suzuki)												33	33																													
83	Liam MARCHANT (Kawasaki)																																										
84	Anthony MOORE (Suzuki)	27																																									



POS	NO	NAME	NAT	ENTRY	TIME	ON	LAPS	GAP	DIFF	MPH
1	86	Charlie NESBITT	GBR	Suzuki - VisionTrack Suzuki	2:21.670	5	5			75.44
2	75	Alex OLSEN	GBR	BMW - FHO Racing with Kobelco	2:25.172	4	4	3.502	3.502	73.62
3	55	Ash BEECH	GBR	Honda - Jones Dorling Racing	2:25.563	3	3	3.893	0.391	73.42
4	40	Joe FRANCIS	GBR	Kawasaki - Stauff Fluid Power Kawasaki	2:26.537	4	4	4.867	0.974	72.93
5	51	Brayden ELLIOTT	AUS	Honda - CFS Filtration No Bull Racing	2:27.591	5	5	5.921	1.054	72.41
6	56	Richard WHITE	GBR	BMW - Trackdudes Motorcycle Test & Trackdays	2:30.135	6	6	8.465	2.544	71.18
7	25	Jorel BOERBOOM	NLD	Kawasaki - G&S Bict Groep Racing	2:31.320	5	5	9.650	1.185	70.63
8	59	Matt TRUELOVE	GBR	Aprilia - IN Competition / Aprilia	2:33.812	4	4	12.142	2.492	69.48

QUALIFYING LAPTIME (110.0% of 2:21.670) = 2:35.837

9	21	Tom WARD	GBR	Aprilia - IN Competition / Aprilia	2:37.033	2	2	15.363	3.221	68.06
10	57	Levi DAY	AUS	Suzuki - Powerslide Motorcycles Racing	2:37.885	3	3	16.215	0.852	67.69
11	18	Shaun WINFIELD	GBR	Honda - TAG Racing Honda	2:38.296	5	5	16.626	0.411	67.51
12	3	Billy McCONNELL	AUS	Honda - C&L Fairburn Properties / Jackson Racing	2:41.347	2	2	19.677	3.051	66.24
13	22	Dave MACKAY	GBR	Suzuki - True Heroes Racing	2:45.292	5	5	23.622	3.945	64.66
14	77	Brent HARRAN	RSA	Honda - Optimum Bikes Racing			2			
15	99	Ben LUXTON	GBR	BMW - Team XG Racing			2			
16	7	Kade VERWEY	GBR	BMW - Team XG Racing			2			
17	2	TJ TOMS	GBR	Kawasaki - Platform Hire Racing			2			
18	39	Max MORGAN	GBR	Kawasaki - MSS Performance			2			
19	31	Sam COX	GBR	BMW - Sam Cox Racing			1			
20	14	Tim NEAVE	GBR	Yamaha - Edwards Yamaha			1			
21	4	Dan LINFOOT	GBR	Honda - Optimum Bikes Racing			1			
22	8	Lewis ROLLO	GBR	Honda - Milenco by Padgetts Motorcycles			1			
23	5	Richard KERR	IRL	Honda - AMD Motorsport			1			
24	27	Bjorn ESTMENT	RSA	Suzuki - Specsavers Suzuki by Hawk Racing						
25	10	Joe SHELDON-SHAW	GBR	Suzuki - Forward Vision Racing						
26	24	Conor CUMMINS	GBR	Honda - Milenco by Padgetts Motorcycles						
27	19	Joe TALBOT	GBR	Kawasaki - Cheshire Mouldings Kawasaki by JR Perfor						
28	74	Davey TODD	GBR	Honda - Milenco by Padgetts Motorcycles						
29	30	Rob McNEALY	GBR	BMW - McNealy Brown						
30	94	Max STANTON	GBR	BMW - PHR Performance						

#30 - No working transponder - Please fit before next session.

Weather / Track : Overcast / Wet

These results are provisional until the conclusion of any judicial and technical matters.

Snetterton 300: 2.9689 miles

Date: 09/09/2022 Start: 11:30 Finish: 11:57

Race Director : Stuart Higgs

Clerk of Course :

Timekeeper : Richard Evans

S. Higgs

R. EVANS

Digitally Approved at 12:25 Friday, 09 September 2022

Digitally Approved at 12:06 Friday, 09 September 2022

Results can be found at www.britishsuperbike.com

Printed - 12:04 Friday, 09 September 2022

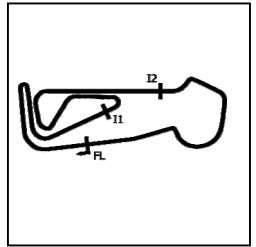


MCRCB BULLETIN TK023

2022 Bennetts British Superbike Championship - Round 8

2022 Pirelli National Superstock Championship with MotoNovo

FREE PRACTICE 1 - SECTOR ANALYSIS



SECTOR 1 = FL to I1, SECTOR 2 = I1 to I2, SECTOR 3 = I2 to FL, DIFF = Difference To Personal Best Lap, P = Crossed Finish Line in Pit Lane, D = Time Disallowed

P1 86		Charlie NESBITT					Suzuki - VisionTrack Suzuki				
IDEAL LAP TIME : 2:21.670		BEST LAP TIME : 2:21.670					DIFFERENCE : 0.000				
LAP	SECTOR 1	SECTOR 2		SECTOR 3		LAP TIME	MPH	DIFF	TIME OF DAY		
1 -	OUTLAP	93.4	50.675	122.6	49.014	151.1	2:29.102	71.68	7.432	11:32:57.913	
2 -	44.694	107.3	52.003	114.7	IN PIT		19:34.515	P 9.09	17:12.845	11:52:32.428	
3 -	OUTLAP	103.4	52.099	126.6	49.971	152.8	2:32.902	69.90	11.232	11:55:05.330	
4 -	45.119	110.3	50.365	121.5	48.667	153.5	2:24.151	(2) 74.14	2.481	11:57:29.481	
5 -	44.467	107.3	49.288	122.2	47.915	152.8	2:21.670	(1) 75.44		11:59:51.151	

P2 75		Alex OLSEN					BMW - FHO Racing with Kobelco				
IDEAL LAP TIME : 2:25.172		BEST LAP TIME : 2:25.172					DIFFERENCE : 0.000				
LAP	SECTOR 1	SECTOR 2		SECTOR 3		LAP TIME	MPH	DIFF	TIME OF DAY		
1 -	OUTLAP	91.4	53.725	112.9	IN PIT		18:12.615	P 9.78	15:47.443	11:50:42.503	
2 -	OUTLAP	99.8	52.849	125.2	54.525	152.5	2:39.794	66.88	14.622	11:53:22.297	
3 -	47.883	96.4	51.853	116.3	50.634	151.4	2:30.370	(2) 71.07	5.198	11:55:52.667	
4 -	46.040	104.5	50.558	130.8	48.574	156.0	2:25.172	(1) 73.62		11:58:17.839	

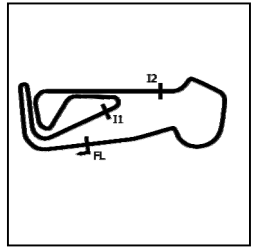
P3 55		Ash BEECH					Honda - Jones Dorling Racing				
IDEAL LAP TIME : 2:25.563		BEST LAP TIME : 2:25.563					DIFFERENCE : 0.000				
LAP	SECTOR 1	SECTOR 2		SECTOR 3		LAP TIME	MPH	DIFF	TIME OF DAY		
1 -	OUTLAP	88.4	55.160	109.1	51.382	153.5	2:39.401	67.05	13.838	11:53:02.640	
2 -	47.841	96.5	52.369	121.5	50.337	154.6	2:30.547	(2) 70.99	4.984	11:55:33.187	
3 -	46.018	97.3	50.845	119.6	48.700	154.9	2:25.563	(1) 73.42		11:57:58.750	

P4 40		Joe FRANCIS					Kawasaki - Stauff Fluid Power Kawasaki				
IDEAL LAP TIME : 2:26.537		BEST LAP TIME : 2:26.537					DIFFERENCE : 0.000				
LAP	SECTOR 1	SECTOR 2		SECTOR 3		LAP TIME	MPH	DIFF	TIME OF DAY		
1 -	OUTLAP	92.0	58.933	103.4	IN PIT		18:10.456	P 9.80	15:43.919	11:51:32.036	
2 -	OUTLAP	89.9	55.568	106.8	54.021	147.4	2:41.958	65.99	15.421	11:54:13.994	
3 -	49.268	98.5	53.094	118.7	50.558	149.4	2:32.920	(2) 69.89	6.383	11:56:46.914	
4 -	46.530	104.8	50.928	124.7	49.079	149.7	2:26.537	(1) 72.93		11:59:13.451	

P5 51		Brayden ELLIOTT					Honda - CFS Filtration No Bull Racing				
IDEAL LAP TIME : 2:27.458		BEST LAP TIME : 2:27.591					DIFFERENCE : 0.133				
LAP	SECTOR 1	SECTOR 2		SECTOR 3		LAP TIME	MPH	DIFF	TIME OF DAY		
1 -	OUTLAP	93.4	53.218	113.7	51.543	149.4	2:43.958	65.18	16.367	11:34:39.439	
2 -	49.748	89.7	56.160	105.1	IN PIT		16:43.230	P 10.65	14:15.639	11:51:22.669	
3 -	OUTLAP	87.7	54.640	110.7	50.077	155.3	2:42.460	65.78	14.869	11:54:05.129	
4 -	47.243	99.5	52.054	116.1	49.753	152.1	2:29.050	(2) 71.70	1.459	11:56:34.179	
5 -	46.023	101.2	52.187	112.4	49.381	153.9	2:27.591	(1) 72.41		11:59:01.770	

P6 56		Richard WHITE					BMW - Trackdudes Motorcycle Test & Trackdays				
IDEAL LAP TIME : 2:30.135		BEST LAP TIME : 2:30.135					DIFFERENCE : 0.000				
LAP	SECTOR 1	SECTOR 2		SECTOR 3		LAP TIME	MPH	DIFF	TIME OF DAY		
1 -	OUTLAP	95.0	56.421	112.2	55.854	156.4	2:49.576	63.02	19.441	11:34:37.392	
2 -	52.026	77.6	58.353	97.5	IN PIT		15:07.318	P 11.77	12:37.183	11:49:44.710	
3 -	OUTLAP	98.2	56.375	106.6	54.056	155.7	2:45.567	64.55	15.432	11:52:30.277	
4 -	49.625	102.7	54.125	108.5	52.488	155.3	2:36.238	(3) 68.40	6.103	11:55:06.515	
5 -	47.135	103.7	52.923	112.0	51.567	156.0	2:31.625	(2) 70.49	1.490	11:57:38.140	
6 -	46.934	106.8	52.060	114.7	51.141	155.7	2:30.135	(1) 71.18		12:00:08.275	

FREE PRACTICE 1 - SECTOR ANALYSIS



SECTOR 1 = FL to I1, SECTOR 2 = I1 to I2, SECTOR 3 = I2 to FL, DIFF = Difference To Personal Best Lap, P = Crossed Finish Line in Pit Lane, D = Time Disallowed

P7 25		Jorel BOERBOOM				Kawasaki - G&S Bict Groep Racing				
IDEAL LAP TIME : 2:31.320		BEST LAP TIME : 2:31.320				DIFFERENCE : 0.000				
LAP	SECTOR 1	SECTOR 2		SECTOR 3		LAP TIME	MPH	DIFF	TIME OF DAY	
1 -	OUTLAP	95.7	54.665	107.3	52.881	151.4	2:42.923	65.60	11.603	11:34:40.917
2 -	52.555	82.5	1:01.187	102.2	IN PIT		15:12.649 P	11.71	12:41.329	11:49:53.566
3 -	OUTLAP	95.5	54.882	124.2	51.829	151.1	2:40.982	66.39	9.662	11:52:34.548
4 -	48.037	103.7	53.601	121.1	51.510	151.8	2:33.148 (2)	69.78	1.828	11:55:07.696
5 -	47.897	103.5	53.297	121.7	50.126	153.2	2:31.320 (1)	70.63		11:57:39.016

P8 59		Matt TRUELOVE				Aprilia - IN Competition / Aprilia				
IDEAL LAP TIME : 2:33.812		BEST LAP TIME : 2:33.812				DIFFERENCE : 0.000				
LAP	SECTOR 1	SECTOR 2		SECTOR 3		LAP TIME	MPH	DIFF	TIME OF DAY	
1 -	OUTLAP	74.0	1:02.853	85.0	IN PIT		17:20.779 P	10.26	14:46.967	11:51:58.149
2 -	OUTLAP	73.7	57.949	111.8	53.396	148.7	2:50.914	62.53	17.102	11:54:49.063
3 -	49.909	84.5	55.090	116.7	52.056	149.1	2:37.055 (2)	68.05	3.243	11:57:26.118
4 -	49.012	89.8	53.925	115.5	50.875	150.4	2:33.812 (1)	69.48		11:59:59.930

P9 21		Tom WARD				Aprilia - IN Competition / Aprilia				
IDEAL LAP TIME : 2:37.033		BEST LAP TIME : 2:37.033				DIFFERENCE : 0.000				
LAP	SECTOR 1	SECTOR 2		SECTOR 3		LAP TIME	MPH	DIFF	TIME OF DAY	
1 -	OUTLAP	86.2	56.945	111.4	53.244	145.5	2:48.123	63.57	11.090	11:55:29.497
2 -	49.578	94.9	55.857	109.8	51.598	149.1	2:37.033 (1)	68.06		11:58:06.530

P10 57		Levi DAY				Suzuki - Powerslide Motorcycles Racing				
IDEAL LAP TIME : 2:37.885		BEST LAP TIME : 2:37.885				DIFFERENCE : 0.000				
LAP	SECTOR 1	SECTOR 2		SECTOR 3		LAP TIME	MPH	DIFF	TIME OF DAY	
1 -	OUTLAP	96.1	2:37.154	88.4	IN PIT		19:54.499 P	8.94	17:16.614	11:53:01.934
2 -	OUTLAP	82.9	58.483	110.3	54.415	142.1	2:51.770	62.22	13.885	11:55:53.704
3 -	50.023	94.1	54.885	111.1	52.977	148.7	2:37.885 (1)	67.69		11:58:31.589

P11 18		Shaun WINFIELD				Honda - TAG Racing Honda				
IDEAL LAP TIME : 2:37.597		BEST LAP TIME : 2:38.296				DIFFERENCE : 0.699				
LAP	SECTOR 1	SECTOR 2		SECTOR 3		LAP TIME	MPH	DIFF	TIME OF DAY	
1 -	OUTLAP	90.1	55.265	103.7	54.864	149.4	2:41.647	66.11	3.351	11:33:11.122
2 -	49.781	94.7	59.233	92.3	IN PIT		18:10.333 P	9.80	15:32.037	11:51:21.455
3 -	OUTLAP	83.2	59.268	103.8	55.489	145.5	2:52.902	61.81	14.606	11:54:14.357
4 -	51.954	87.4	57.234	110.3	52.638	147.1	2:41.826 (2)	66.04	3.530	11:56:56.183
5 -	49.694	92.4	55.439	110.9	53.163	146.5	2:38.296 (1)	67.51		11:59:34.479

P12 3		Billy McCONNELL				Honda - C&L Fairburn Properties / Jackson Racing				
IDEAL LAP TIME : 2:41.347		BEST LAP TIME : 2:41.347				DIFFERENCE : 0.000				
LAP	SECTOR 1	SECTOR 2		SECTOR 3		LAP TIME	MPH	DIFF	TIME OF DAY	
1 -	OUTLAP	96.9	1:02.518	94.6	55.355	146.8	3:03.185	58.34	21.838	11:56:42.511
2 -	53.457	95.5	55.979	107.5	51.911	148.4	2:41.347 (1)	66.24		11:59:23.858

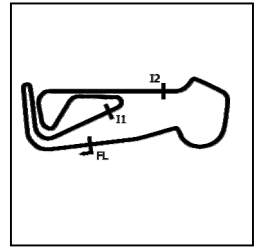
P13 22		Dave MACKAY				Suzuki - True Heroes Racing				
IDEAL LAP TIME : 2:41.638		BEST LAP TIME : 2:45.292				DIFFERENCE : 3.654				
LAP	SECTOR 1	SECTOR 2		SECTOR 3		LAP TIME	MPH	DIFF	TIME OF DAY	
1 -	OUTLAP	86.8	55.987	100.1	54.604	137.5	2:47.807	63.69	2.515	11:33:31.618
2 -	51.107	85.8	1:07.002	76.6	IN PIT		17:40.045 P	10.08	14:54.753	11:51:11.663
3 -	OUTLAP	77.1	1:01.633	98.6	56.319	139.5	3:01.038	59.03	15.746	11:54:12.701
4 -	52.809	84.3	58.536	98.3	55.694	140.3	2:47.039 (2)	63.98	1.747	11:56:59.740
5 -	53.049	82.9	57.699	94.3	54.544	135.0	2:45.292 (1)	64.66		11:59:45.032

MCRCB BULLETIN TK023

2022 Bennetts British Superbike Championship - Round 8

2022 Pirelli National Superstock Championship with MotoNovo

FREE PRACTICE 1 - SECTOR ANALYSIS



SECTOR 1 = FL to I1, SECTOR 2 = I1 to I2, SECTOR 3 = I2 to FL, DIFF = Difference To Personal Best Lap, P = Crossed Finish Line in Pit Lane, D = Time Disallowed

P14 77		Brent HARRAN				Honda - Optimum Bikes Racing			
IDEAL LAP TIME :		BEST LAP TIME :				DIFFERENCE :			
LAP	SECTOR 1	SECTOR 2	SECTOR 3	LAP TIME	MPH	DIFF	TIME OF DAY		
1 -	OUTLAP 95.5	56.280	107.8	52.199	154.2	2:41.751	66.07	11:33:38.150	
2 -	48.943	100.0	1:08.397	78.8	IN PIT	17:50.452 P	9.98	11:51:28.602	

P15 99		Ben LUXTON				BMW - Team XG Racing			
IDEAL LAP TIME :		BEST LAP TIME :				DIFFERENCE :			
LAP	SECTOR 1	SECTOR 2	SECTOR 3	LAP TIME	MPH	DIFF	TIME OF DAY		
1 -	OUTLAP 77.7	59.208	89.3	IN PIT		18:14.998 P	9.76	11:50:32.509	
2 -	OUTLAP 79.5	1:02.816	90.1	IN PIT		4:16.932 P	41.59	11:54:49.441	

P16 7		Kade VERWEY				BMW - Team XG Racing			
IDEAL LAP TIME :		BEST LAP TIME :				DIFFERENCE :			
LAP	SECTOR 1	SECTOR 2	SECTOR 3	LAP TIME	MPH	DIFF	TIME OF DAY		
1 -	OUTLAP 72.3	1:00.072	96.0	IN PIT		18:19.821 P	9.71	11:50:38.308	
2 -	OUTLAP 76.0	1:05.378	89.8	IN PIT		4:08.779 P	42.96	11:54:47.087	

P17 2		TJ TOMS				Kawasaki - Platform Hire Racing			
IDEAL LAP TIME :		BEST LAP TIME :				DIFFERENCE :			
LAP	SECTOR 1	SECTOR 2	SECTOR 3	LAP TIME	MPH	DIFF	TIME OF DAY		
1 -	OUTLAP 87.3	59.059	93.8	IN PIT		20:17.304 P	8.78	11:53:26.126	
2 -	OUTLAP 84.6	56.058	110.1	IN PIT		3:15.086 P	54.78	11:56:41.212	

P18 39		Max MORGAN				Kawasaki - MSS Performance			
IDEAL LAP TIME :		BEST LAP TIME :				DIFFERENCE :			
LAP	SECTOR 1	SECTOR 2	SECTOR 3	LAP TIME	MPH	DIFF	TIME OF DAY		
1 -	OUTLAP 93.5	1:06.678	85.5	IN PIT		18:41.750 P	9.52	11:51:51.016	
2 -	OUTLAP 94.6	58.405	109.1	54.834	148.1	2:51.572	62.29	11:54:42.588	

P19 31		Sam COX				BMW - Sam Cox Racing			
IDEAL LAP TIME :		BEST LAP TIME :				DIFFERENCE :			
LAP	SECTOR 1	SECTOR 2	SECTOR 3	LAP TIME	MPH	DIFF	TIME OF DAY		
1 -	OUTLAP 78.3	56.936	89.4	57.197	128.3	2:57.483	60.22	11:33:12.549	

P20 14		Tim NEAVE				Yamaha - Edwards Yamaha			
IDEAL LAP TIME :		BEST LAP TIME :				DIFFERENCE :			
LAP	SECTOR 1	SECTOR 2	SECTOR 3	LAP TIME	MPH	DIFF	TIME OF DAY		
1 -	OUTLAP 101.8	55.515	111.1	52.672	151.4	2:40.548	66.57	11:33:31.280	

P21 4		Dan LINFOOT				Honda - Optimum Bikes Racing			
IDEAL LAP TIME :		BEST LAP TIME :				DIFFERENCE :			
LAP	SECTOR 1	SECTOR 2	SECTOR 3	LAP TIME	MPH	DIFF	TIME OF DAY		
1 -	OUTLAP 86.1	58.187	104.8	58.233	144.3	2:54.773	61.15	11:34:39.940	

P22 8		Lewis ROLLO				Honda - Milenco by Padgetts Motorcycles			
IDEAL LAP TIME :		BEST LAP TIME :				DIFFERENCE :			
LAP	SECTOR 1	SECTOR 2	SECTOR 3	LAP TIME	MPH	DIFF	TIME OF DAY		
1 -	OUTLAP 93.4	52.299	113.3	53.969	153.9	2:41.520	66.17	11:34:35.730	

P23 5		Richard KERR				Honda - AMD Motorsport			
IDEAL LAP TIME :		BEST LAP TIME :				DIFFERENCE :			
LAP	SECTOR 1	SECTOR 2	SECTOR 3	LAP TIME	MPH	DIFF	TIME OF DAY		
1 -	OUTLAP 101.5	51.988	94.9	51.957	154.6	2:37.605	67.81	11:34:48.611	

MCRCB BULLETIN TK024

2022 Bennetts British Superbike Championship - Round 8

2022 Pirelli National Superstock Championship with MotoNovo

FREE PRACTICE 1 - BEST SECTORS

SECTOR 1				SECTOR 2				SECTOR 3				IDEAL / BEST COMPARISON			
POS	NO	NAME	TIME	NO	NAME	TIME	NO	NAME	TIME	POS	NO	NAME	IDEAL	BEST	DIFF
													PERFECT LAP	2:21.670	
1	86	NESBITT	44.467	86	NESBITT	49.288	86	NESBITT	47.915	1	86	NESBITT	2:21.670	2:21.670	0.000
2	55	BEECH	46.018	75	OLSEN	50.558	75	OLSEN	48.574	2	75	OLSEN	2:25.172	2:25.172	0.000
3	51	ELLIOTT	46.023	55	BEECH	50.845	55	BEECH	48.700	3	55	BEECH	2:25.563	2:25.563	0.000
4	75	OLSEN	46.040	40	FRANCIS	50.928	40	FRANCIS	49.079	4	40	FRANCIS	2:26.537	2:26.537	0.000
5	40	FRANCIS	46.530	10	SHELDON-SHAW	51.955	51	ELLIOTT	49.381	5	51	ELLIOTT	2:27.458	2:27.591	0.133
6	56	WHITE	46.934	5	KERR	51.988	25	BOERBOOM	50.126	6	56	WHITE	2:30.135	2:30.135	0.000
7	25	BOERBOOM	47.897	51	ELLIOTT	52.054	59	TRUELOVE	50.875	7	25	BOERBOOM	2:31.320	2:31.320	0.000
8	39	MORGAN	48.617	56	WHITE	52.060	56	WHITE	51.141	8	59	TRUELOVE	2:33.812	2:33.812	0.000
9	77	HARRAN	48.943	8	ROLLO	52.299	21	WARD	51.598	9	5	KERR	2:34.011		
10	59	TRUELOVE	49.012	25	BOERBOOM	53.297	3	McCONNELL	51.911	10	8	ROLLO	2:36.795		
11	21	WARD	49.578	59	TRUELOVE	53.925	5	KERR	51.957	11	21	WARD	2:37.033	2:37.033	0.000
12	18	WINFIELD	49.694	57	DAY	54.885	77	HARRAN	52.199	12	77	HARRAN	2:37.422		
13	57	DAY	50.023	18	WINFIELD	55.265	18	WINFIELD	52.638	13	18	WINFIELD	2:37.597	2:38.296	0.699
14	5	KERR	50.066	27	ESTMENT	55.504	14	NEAVE	52.672	14	57	DAY	2:37.885	2:37.885	0.000
15	8	ROLLO	50.527	14	NEAVE	55.515	57	DAY	52.977	15	39	MORGAN	2:40.254		
16	22	MACKAY	51.107	21	WARD	55.857	8	ROLLO	53.969	16	3	McCONNELL	2:41.347	2:41.347	0.000
17	31	COX	52.754	3	McCONNELL	55.979	22	MACKAY	54.544	17	22	MACKAY	2:41.638	2:45.292	3.654
18	3	McCONNELL	53.457	22	MACKAY	55.987	39	MORGAN	54.834	18	31	COX	2:46.887		
19	4	LINFOOT	57.507	2	TOMS	56.058	31	COX	57.197	19	4	LINFOOT	2:53.927		
20	14	NEAVE	2:52.860	77	HARRAN	56.280	4	LINFOOT	58.233	20	14	NEAVE	4:41.047		
21				74	TODD	56.693				21	7	VERWEY			
22				39	MORGAN	56.803				22	2	TOMS			
23				31	COX	56.936				23	99	LUXTON			
24				4	LINFOOT	58.187									
25				99	LUXTON	59.208									
26				7	VERWEY	1:00.072									
27				24	CUMMINS	1:02.455									
28				94	STAINTON	1:07.776									
29															
30															

MCRCB BULLETIN TK025**2022 Bennetts British Superbike Championship - Round 8****2022 Pirelli National Superstock Championship with MotoNovo****FREE PRACTICE 1 - BEST SPEEDS**

POS	INTERMEDIATE 1			INTERMEDIATE 2			FINISH LINE		
	NO	NAME	MPH	NO	NAME	MPH	NO	NAME	MPH
1	86	NESBITT	110.3	75	OLSEN	130.8	56	WHITE	156.4
2	56	WHITE	106.8	86	NESBITT	126.6	75	OLSEN	156.0
3	74	TODD	105.3	40	FRANCIS	124.7	51	ELLIOTT	155.3
4	40	FRANCIS	104.8	25	BOERBOOM	124.2	55	BEECH	154.9
5	75	OLSEN	104.5	55	BEECH	121.5	5	KERR	154.6
6	25	BOERBOOM	103.7	10	SHELDON-SHAW	120.2	77	HARRAN	154.2
7	14	NEAVE	101.8	39	MORGAN	118.3	8	ROLLO	153.9
8	5	KERR	101.5	59	TRUELOVE	116.7	86	NESBITT	153.5
9	51	ELLIOTT	101.2	51	ELLIOTT	116.1	25	BOERBOOM	153.2
10	77	HARRAN	100.0	56	WHITE	114.7	14	NEAVE	151.4
11	55	BEECH	97.3	27	ESTMENT	113.5	59	TRUELOVE	150.4
12	39	MORGAN	97.3	8	ROLLO	113.3	40	FRANCIS	149.7
13	3	McCONNELL	96.9	24	CUMMINS	111.8	18	WINFIELD	149.4
14	57	DAY	96.1	21	WARD	111.4	21	WARD	149.1
15	10	SHELDON-SHAW	95.8	57	DAY	111.1	57	DAY	148.7
16	27	ESTMENT	95.1	14	NEAVE	111.1	3	McCONNELL	148.4
17	21	WARD	94.9	18	WINFIELD	110.9	39	MORGAN	148.1
18	18	WINFIELD	94.7	2	TOMS	110.1	4	LINFOOT	144.3
19	8	ROLLO	93.4	74	TODD	109.6	22	MACKAY	140.3
20	19	TALBOT	90.5	77	HARRAN	107.8	31	COX	128.3
21	59	TRUELOVE	89.8	3	McCONNELL	107.5			
22	2	TOMS	87.3	4	LINFOOT	104.8			
23	22	MACKAY	86.8	22	MACKAY	100.1			
24	4	LINFOOT	86.1	7	VERWEY	96.0			
25	31	COX	83.8	5	KERR	94.9			
26	99	LUXTON	79.5	99	LUXTON	90.1			
27	7	VERWEY	76.0	31	COX	89.4			
28	24	CUMMINS	67.5	94	STANTON	79.6			
29	94	STANTON	66.6						
30									

MCRCB BULLETIN TK026

2022 Bennetts British Superbike Championship - Round 8

2022 Pirelli National Superstock Championship with MotoNovo

FREE PRACTICE 1 - STATISTICS

Competitors Started	30
Planned Start	2022-09-09 @ 11:30:00.000
Actual Start	2022-09-09 @ 11:30:09.433
Finish Time	2022-09-09 @ 11:57:38.141
Track Length	2.9689mi.
Total Laps	68
Total Distance Covered	201.8859mi.

Session Fastest Lap History

NO	NAME	LAP TIME	TIME OF DAY	LAP	VEHICLE
56	Richard WHITE	2:36.238	11:55:06.515	4	BMW
25	Jorel BOERBOOM	2:33.148	11:55:07.696	4	Kawasaki
55	Ash BEECH	2:30.547	11:55:33.187	2	Honda
75	Alex OLSEN	2:30.370	11:55:52.667	3	BMW
51	Brayden ELLIOTT	2:29.050	11:56:34.179	4	Honda
86	Charlie NESBITT	2:24.151	11:57:29.481	4	Suzuki
86	Charlie NESBITT	2:21.670	11:59:51.151	5	Suzuki

Flag History

TYPE	TIME OF DAY
GREEN	11:30:09.433
RED	11:34:57.457
GREEN	11:49:36.904
FINISH	11:57:38.141

Flag Statistics

TYPE	COUNT	TOTAL LAPS	TOTAL TIME
Green	2	6	17:08.034
Red	1	0	14:39.447
Safety Car	0	0	0.000
FCY	0	0	0.000

MCRCB BULLETIN TK027

2022 Bennetts British Superbike Championship - Round 8

2022 Pirelli National Superstock Championship with MotoNovo

FREE PRACTICE 1 - SESSION NOTES

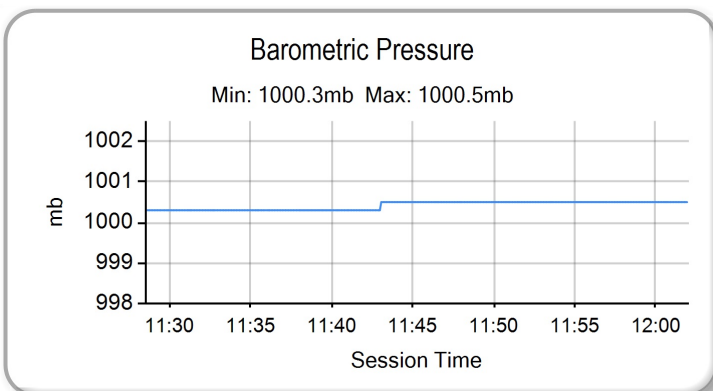
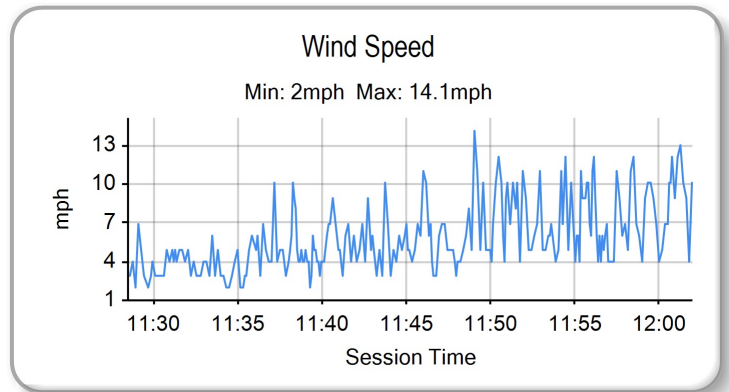
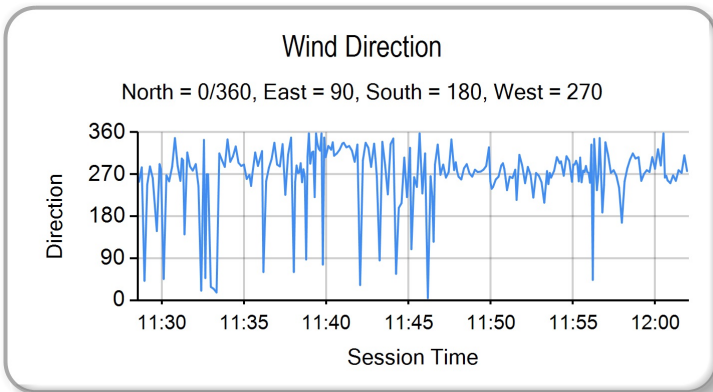
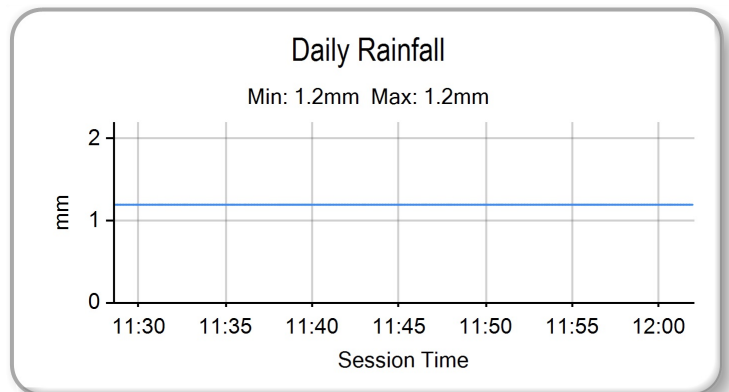
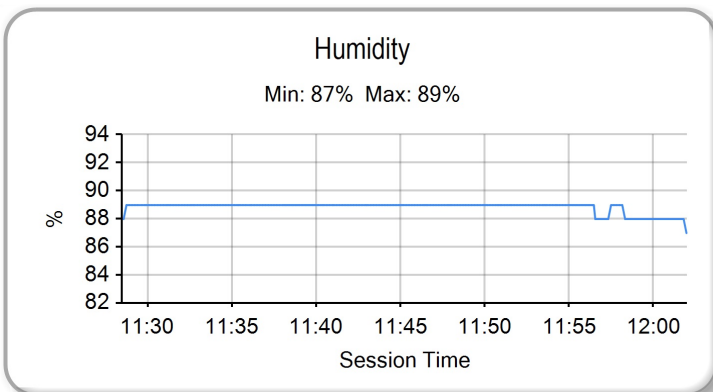
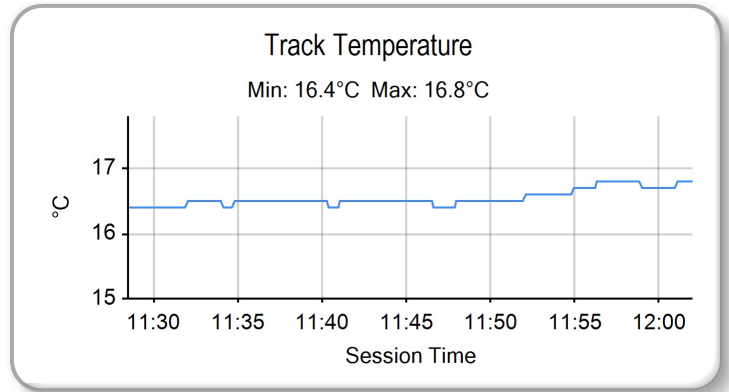
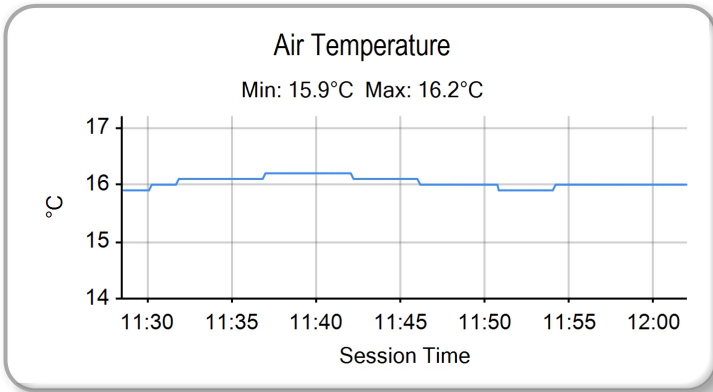
TIME	MESSAGE
11:33:52	#30 NO WORKING TRANSPONDER
11:39:10	TREATMENT OF TRACK CONTAMINATION AT OGGIES
11:39:53	NO. 10 FALLER AT T9 NELSON - RIDER OK
11:40:06	NO. 14 FALLER AT T3 PALMER - RIDER OK - CONTINUED
11:40:34	NO. 57 FALLER AT T4 AGOSTINI - RIDER OK
11:40:51	NO. 19 FALLER AT T6 OGGIES - RIDER OK
12:01:24	NO. 75 FALLER AT T6 OGGIES - RIDER OK - CONTINUED

MCRCB BULLETIN TK028

2022 Bennetts British Superbike Championship - Round 8

2022 Pirelli National Superstock Championship with MotoNovo

FREE PRACTICE 1 - WEATHER CONDITIONS





POS	NO	NAME	NAT	ENTRY	TIME	ON	LAPS	GAP	DIFF	MPH
1	74	Davey TODD	GBR	Honda - Milenco by Padgetts Motorcycles	1:50.333	9	10			96.87
2	86	Charlie NESBITT	GBR	Suzuki - VisionTrack Suzuki	1:50.482	11	11	0.149	0.149	96.74
3	4	Dan LINFOOT	GBR	Honda - Optimum Bikes Racing	1:50.756	7	11	0.423	0.274	96.50
4	3	Billy McCONNELL	AUS	Honda - C&L Fairburn Properties / Jackson Racing	1:50.785	8	9	0.452	0.029	96.47
5	75	Alex OLSEN	GBR	BMW - FHO Racing with Kobelco	1:50.871	7	10	0.538	0.086	96.40
6	51	Brayden ELLIOTT	AUS	Honda - CFS Filtration No Bull Racing	1:51.082	8	9	0.749	0.211	96.21
7	57	Levi DAY	AUS	Suzuki - Powerslide Motorcycles Racing	1:51.175	10	11	0.842	0.093	96.13
8	8	Lewis ROLLO	GBR	Honda - Milenco by Padgetts Motorcycles	1:51.829	10	10	1.496	0.654	95.57
9	55	Ash BEECH	GBR	Honda - Jones Dorling Racing	1:51.917	8	9	1.584	0.088	95.50
10	59	Matt TRUELOVE	GBR	Aprilia - IN Competition / Aprilia	1:52.067	9	11	1.734	0.150	95.37
11	77	Brent HARRAN	RSA	Honda - Optimum Bikes Racing	1:52.186	9	11	1.853	0.119	95.27
12	5	Richard KERR	IRL	Honda - AMD Motorsport	1:52.254	9	10	1.921	0.068	95.21
13	14	Tim NEAVE	GBR	Yamaha - Edwards Yamaha	1:52.361	6	9	2.028	0.107	95.12
14	21	Tom WARD	GBR	Aprilia - IN Competition / Aprilia	1:52.416	8	11	2.083	0.055	95.07
15	18	Shaun WINFIELD	GBR	Honda - TAG Racing Honda	1:52.667	4	8	2.334	0.251	94.86
16	12	Mark CHIODO	AUS	Yamaha - Tamworth Yamaha by Alpinestars	1:52.758	9	9	2.425	0.091	94.78
17	40	Joe FRANCIS	GBR	Kawasaki - Stauff Fluid Power Kawasaki	1:52.813	6	7	2.480	0.055	94.74
18	56	Richard WHITE	GBR	BMW - Trackdudes Motorcycle Test & Trackdays	1:53.650	6	9	3.317	0.837	94.04
19	27	Bjorn ESTMENT	RSA	Suzuki - Specsavers Suzuki by Hawk Racing	1:53.799	5	7	3.466	0.149	93.92
20	24	Conor CUMMINS	GBR	Honda - Milenco by Padgetts Motorcycles	1:53.976	9	9	3.643	0.177	93.77
21	99	Ben LUXTON	GBR	BMW - Team XG Racing	1:54.007	11	11	3.674	0.031	93.74
22	2	TJ TOMS	GBR	Kawasaki - Platform Hire Racing	1:55.007	6	9	4.674	1.000	92.93
23	19	Joe TALBOT	GBR	Kawasaki - Cheshire Mouldings Kawasaki by JR Perfor	1:55.040	6	9	4.707	0.033	92.90
24	31	Sam COX	GBR	BMW - Sam Cox Racing	1:55.226	9	11	4.893	0.186	92.75
25	30	Rob McNEALY	GBR	BMW - McNealy Brown	1:55.536	5	9	5.203	0.310	92.50
26	7	Kade VERWEY	GBR	BMW - Team XG Racing	1:55.720	6	10	5.387	0.184	92.36
27	39	Max MORGAN	GBR	Kawasaki - MSS Performance	1:56.160	7	11	5.827	0.440	92.01
28	76	Luke VERWEY	GBR	BMW - WSE Racing	1:56.377	7	9	6.044	0.217	91.84
29	25	Jorel BOERBOOM	NLD	Kawasaki - G&S Bict Groep Racing	1:56.743	8	10	6.410	0.366	91.55
30	94	Max STAINTON	GBR	BMW - PHR Performance	1:57.191	10	10	6.858	0.448	91.20
31	73	David BROOK	GBR	Honda - Guildford Audio by Brook Motorsport	1:57.228	7	9	6.895	0.037	91.17
32	22	Dave MACKAY	GBR	Suzuki - True Heroes Racing	1:57.595	10	10	7.262	0.367	90.88

QUALIFYING LAPTIME (110.0% of 1:50.333) = 2:01.366

33	79	Jason BURRILL	GBR	BMW - Burrill Racing	2:03.154	9	9	12.821	5.559	86.78
----	----	---------------	-----	----------------------	----------	---	---	--------	-------	-------

Weather / Track : Cloudy / Dry

These results are provisional until the conclusion of any judicial and technical matters.

Snetterton 300: 2.9689 miles

Date: 09/09/2022 Start: 17:10 Finish: 17:30

Race Director : Stuart Higgs

Clerk of Course :

Timekeeper : Richard Evans

S. Higgs

R. EVANS

Digitally Approved at 17:53 Friday, 09 September 2022

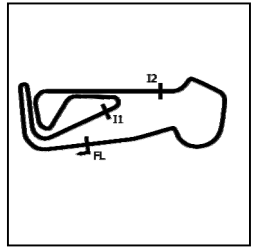
Digitally Approved at 17:42 Friday, 09 September 2022

Results can be found at www.britishsuperbike.com

Printed - 17:34 Friday, 09 September 2022



FREE PRACTICE 2 - SECTOR ANALYSIS



SECTOR 1 = FL to I1, SECTOR 2 = I1 to I2, SECTOR 3 = I2 to FL, DIFF = Difference To Personal Best Lap, P = Crossed Finish Line in Pit Lane, D = Time Disallowed

P1		74		Davey TODD		Honda - Milenco by Padgetts Motorcycles				
IDEAL LAP TIME : 1:50.017		BEST LAP TIME : 1:50.333		DIFFERENCE : 0.316						
LAP	SECTOR 1	SECTOR 2		SECTOR 3		LAP TIME	MPH	DIFF	TIME OF DAY	
1 -	OUTLAP	124.9	40.763	154.9	38.236	163.6	2:04.261	86.01	13.928	17:12:57.539
2 -	35.500	131.0	39.775	170.3	37.818	164.8	1:53.093	94.50	2.760	17:14:50.632
3 -	34.789	135.8	38.541	174.3	37.115	165.6	1:50.445 (2)	96.77	0.112	17:16:41.077
4 -	34.546	137.5	38.714	168.6	37.213	164.0	1:50.473 (3)	96.74	0.140	17:18:31.550
5 -	34.848	134.7	39.833	171.1	37.952	162.0	1:52.633	94.89	2.300	17:20:24.183
6 -	36.222	128.3	39.493	163.6	IN PIT		3:21.449 P	53.05	1:31.116	17:23:45.632
7 -	OUTLAP	132.1	39.105	168.6	37.403	164.0	2:00.223	88.90	9.890	17:25:45.855
8 -	34.743	135.2	38.835	171.6	37.055	164.8	1:50.633	96.60	0.300	17:27:36.488
9 -	34.610	138.0	38.792	174.3	36.931	166.1	1:50.333 (1)	96.87		17:29:26.821
10 -	34.545	138.9	39.138	172.9	37.123	166.1	1:50.806	96.45	0.473	17:31:17.627

P2		86		Charlie NESBITT		Suzuki - VisionTrack Suzuki				
IDEAL LAP TIME : 1:50.197		BEST LAP TIME : 1:50.482		DIFFERENCE : 0.285						
LAP	SECTOR 1	SECTOR 2		SECTOR 3		LAP TIME	MPH	DIFF	TIME OF DAY	
1 -	OUTLAP	124.7	41.410	143.3	39.274	159.4	2:01.435	88.01	10.953	17:13:11.248
2 -	35.651	135.2	39.968	153.9	38.019	160.5	1:53.638	94.05	3.156	17:15:04.886
3 -	35.195	129.5	39.718	166.9	37.397	162.0	1:52.310	95.16	1.828	17:16:57.196
4 -	35.540	136.1	39.733	169.8	37.470	160.5	1:52.743	94.80	2.261	17:18:49.939
5 -	34.938	131.8	38.949	168.6	37.278	160.9	1:51.165	96.14	0.683	17:20:41.104
6 -	34.716	134.4	39.029	166.9	37.303	161.3	1:51.048 (3)	96.24	0.566	17:22:32.152
7 -	34.802	129.5	39.019	172.5	37.704	160.1	1:51.525	95.83	1.043	17:24:23.677
8 -	34.724	129.0	39.111	168.6	37.312	161.3	1:51.147	96.16	0.665	17:26:14.824
9 -	34.696	133.4	38.888	159.7	38.148	161.3	1:51.732	95.65	1.250	17:28:06.556
10 -	34.605	131.5	38.680	165.2	37.520	163.6	1:50.805 (2)	96.45	0.323	17:29:57.361
11 -	34.751	132.1	38.819	168.1	36.912	160.9	1:50.482 (1)	96.74		17:31:47.843

P3		4		Dan LINFOOT		Honda - Optimum Bikes Racing				
IDEAL LAP TIME : 1:50.533		BEST LAP TIME : 1:50.756		DIFFERENCE : 0.223						
LAP	SECTOR 1	SECTOR 2		SECTOR 3		LAP TIME	MPH	DIFF	TIME OF DAY	
1 -	OUTLAP	124.7	40.524	160.5	38.581	162.8	1:59.900	89.14	9.144	17:12:03.760
2 -	35.647	129.3	39.729	148.1	38.170	163.6	1:53.546	94.12	2.790	17:13:57.306
3 -	34.874	131.5	39.071	166.9	37.306	164.0	1:51.251	96.07	0.495	17:15:48.557
4 -	34.925	134.2	41.233	162.0	37.643	164.0	1:53.801	93.91	3.045	17:17:42.358
5 -	34.707	132.6	39.060	170.3	37.067	164.4	1:50.834 (2)	96.43	0.078	17:19:33.192
6 -	34.740	134.7	39.060	168.6	37.365	164.8	1:51.165	96.14	0.409	17:21:24.357
7 -	34.563	136.1	39.011	162.0	37.182	166.5	1:50.756 (1)	96.50		17:23:15.113
8 -	35.712	124.5	39.681	158.6	37.709	164.8	1:53.102	94.49	2.346	17:25:08.215
9 -	34.580	130.8	39.661	158.2	38.184	163.6	1:52.425	95.06	1.669	17:27:00.640
10 -	36.437	128.5	40.077	166.5	38.419	164.8	1:54.933	92.99	4.177	17:28:55.573
11 -	34.920	131.8	38.903	168.6	37.229	165.6	1:51.052 (3)	96.24	0.296	17:30:46.625

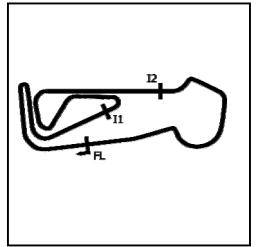
P4		3		Billy McCONNELL		Honda - C&L Fairburn Properties / Jackson Racing				
IDEAL LAP TIME : 1:50.785		BEST LAP TIME : 1:50.785		DIFFERENCE : 0.000						
LAP	SECTOR 1	SECTOR 2		SECTOR 3		LAP TIME	MPH	DIFF	TIME OF DAY	
1 -	OUTLAP	97.6	47.671	138.0	40.855	158.6	2:17.333	77.82	26.548	17:12:49.821
2 -	36.068	136.3	41.464	153.2	38.548	158.2	1:56.080	92.07	5.295	17:14:45.901
3 -	35.303	136.3	39.719	160.1	37.716	161.7	1:52.738 (3)	94.80	1.953	17:16:38.639
4 -	37.865	96.8	44.034	151.8	39.471	160.9	2:01.370	88.06	10.585	17:18:40.009
5 -	34.843	130.0	39.168	164.4	37.430	162.4	1:51.441 (2)	95.90	0.656	17:20:31.450
6 -	36.224	137.2	55.597	149.7	IN PIT		4:21.726 P	40.83	2:30.941	17:24:53.176
7 -	OUTLAP	133.4	39.955	162.4	38.237	160.5	2:01.064	88.28	10.279	17:26:54.240
8 -	34.821	131.8	38.928	165.6	37.036	164.4	1:50.785 (1)	96.47		17:28:45.025
9 -	38.373	125.2	40.049	164.4	37.884	161.7	1:56.306	91.89	5.521	17:30:41.331

MCRCB BULLETIN TK091

2022 Bennetts British Superbike Championship - Round 8

2022 Pirelli National Superstock Championship with MotoNovo

FREE PRACTICE 2 - SECTOR ANALYSIS



SECTOR 1 = FL to I1, SECTOR 2 = I1 to I2, SECTOR 3 = I2 to FL, DIFF = Difference To Personal Best Lap, P = Crossed Finish Line in Pit Lane, D = Time Disallowed

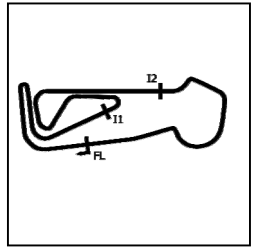
P5 75		Alex OLSEN					BMW - FHO Racing with Kobelco			
IDEAL LAP TIME : 1:50.644		BEST LAP TIME : 1:50.871			DIFFERENCE : 0.227					
LAP	SECTOR 1	SECTOR 2		SECTOR 3		LAP TIME	MPH	DIFF	TIME OF DAY	
1 -	OUTLAP	113.7	42.904	142.7	39.935	163.6	2:07.581	83.77	16.710	17:12:17.392
2 -	36.772	126.3	40.095	152.8	38.844	163.2	1:55.711	92.36	4.840	17:14:13.103
3 -	35.556	124.9	39.921	162.0	38.640	163.6	1:54.117	93.65	3.246	17:16:07.220
4 -	35.384	127.3	39.468	165.2	37.417	166.1	1:52.269	95.20	1.398	17:17:59.489
5 -	35.283	133.6	39.415	162.8	37.815	163.2	1:52.513	94.99	1.642	17:19:52.002
6 -	35.100	132.6	39.173	165.6	37.267	163.6	1:51.540 (3)	95.82	0.669	17:21:43.542
7 -	34.991	133.9	38.861	172.5	37.019	164.4	1:50.871 (1)	96.40		17:23:34.413
8 -	34.764	136.1	38.992	169.4	37.356	163.6	1:51.112 (2)	96.19	0.241	17:25:25.525
9 -	40.444	112.4	41.725	156.7	38.321	162.8	2:00.490	88.70	9.619	17:27:26.015
10 -	36.581	126.8	42.042	152.1	37.969	163.2	1:56.592	91.67	5.721	17:29:22.607

P6 51		Brayden ELLIOTT					Honda - CFS Filtration No Bull Racing			
IDEAL LAP TIME : 1:50.924		BEST LAP TIME : 1:51.082			DIFFERENCE : 0.158					
LAP	SECTOR 1	SECTOR 2		SECTOR 3		LAP TIME	MPH	DIFF	TIME OF DAY	
1 -	OUTLAP	120.0	40.775	155.7	38.027	163.2	2:01.981	87.62	10.899	17:13:01.070
2 -	35.558	122.0	40.135	148.1	38.802	163.6	1:54.495	93.34	3.413	17:14:55.565
3 -	35.802	123.5	41.924	150.8	38.436	164.0	1:56.162	92.01	5.080	17:16:51.727
4 -	35.043	128.3	39.116	164.8	37.289	165.2	1:51.448 (3)	95.90	0.366	17:18:43.175
5 -	34.948	130.0	39.130	163.2	37.226	165.2	1:51.304 (2)	96.02	0.222	17:20:34.479
6 -	34.696	127.0	39.307	159.7	IN PIT		3:25.575 P	51.99	1:34.493	17:24:00.054
7 -	OUTLAP	113.9	40.538	156.0	37.632	164.8	2:03.695	86.40	12.613	17:26:03.749
8 -	34.849	133.9	39.002	162.4	37.231	166.1	1:51.082 (1)	96.21		17:27:54.831
9 -	34.906	132.8	39.541	153.2	38.228	163.6	1:52.675	94.85	1.593	17:29:47.506

P7 57		Levi DAY					Suzuki - Powerslide Motorcycles Racing			
IDEAL LAP TIME : 1:51.127		BEST LAP TIME : 1:51.175			DIFFERENCE : 0.048					
LAP	SECTOR 1	SECTOR 2		SECTOR 3		LAP TIME	MPH	DIFF	TIME OF DAY	
1 -	OUTLAP	105.6	47.602	125.9	41.906	156.4	2:17.476	77.74	26.301	17:12:26.886
2 -	37.243	131.8	41.910	166.5	38.658	160.1	1:57.811	90.72	6.636	17:14:24.697
3 -	35.738	133.6	39.828	159.7	38.942	159.7	1:54.508	93.33	3.333	17:16:19.205
4 -	35.314	136.1	39.595	167.7	37.857	160.1	1:52.766	94.78	1.591	17:18:11.971
5 -	35.240	131.8	46.554	159.4	38.748	159.7	2:00.542	88.66	9.367	17:20:12.513
6 -	35.171	137.5	39.243	172.0	37.595	161.7	1:52.009 (3)	95.42	0.834	17:22:04.522
7 -	34.943	131.3	39.064	159.7	46.601	160.1	2:00.608	88.61	9.433	17:24:05.130
8 -	35.130	131.3	39.100	166.5	37.615	160.1	1:51.845 (2)	95.56	0.670	17:25:56.975
9 -	41.390	81.4	42.535	162.4	37.847	161.3	2:01.772	87.77	10.597	17:27:58.747
10 -	34.991	129.5	38.880	168.6	37.304	162.0	1:51.175 (1)	96.13		17:29:49.922
11 -	35.013	132.3	39.361	168.1	37.729	159.7	1:52.103	95.34	0.928	17:31:42.025

P8 8		Lewis ROLLO					Honda - Milenco by Padgetts Motorcycles			
IDEAL LAP TIME : 1:51.772		BEST LAP TIME : 1:51.829			DIFFERENCE : 0.057					
LAP	SECTOR 1	SECTOR 2		SECTOR 3		LAP TIME	MPH	DIFF	TIME OF DAY	
1 -	OUTLAP	107.8	42.860	142.7	40.835	163.2	2:10.231	82.07	18.402	17:12:44.594
2 -	37.139	123.5	40.426	155.7	38.449	164.0	1:56.014	92.12	4.185	17:14:40.608
3 -	35.692	131.0	39.545	158.2	37.936	164.0	1:53.173	94.44	1.344	17:16:33.781
4 -	35.511	125.2	39.847	150.4	37.820	162.4	1:53.178	94.43	1.349	17:18:26.959
5 -	35.550	130.3	43.815	136.9	38.379	163.6	1:57.744	90.77	5.915	17:20:24.703
6 -	35.255	129.3	40.210	153.9	IN PIT		3:30.643 P	50.74	1:38.814	17:23:55.346
7 -	OUTLAP	117.9	41.617	158.6	37.823	165.2	2:02.901	86.96	11.072	17:25:58.247
8 -	35.382	128.8	39.326	156.7	37.651	165.6	1:52.359 (3)	95.12	0.530	17:27:50.606
9 -	35.350	132.3	39.366	163.6	37.599	163.6	1:52.315 (2)	95.16	0.486	17:29:42.921
10 -	35.002	133.9	39.171	157.1	37.656	163.6	1:51.829 (1)	95.57		17:31:34.750

FREE PRACTICE 2 - SECTOR ANALYSIS



SECTOR 1 = FL to I1, SECTOR 2 = I1 to I2, SECTOR 3 = I2 to FL, DIFF = Difference To Personal Best Lap, P = Crossed Finish Line in Pit Lane, D = Time Disallowed

P9 55		Ash BEECH					Honda - Jones Dorling Racing			
IDEAL LAP TIME : 1:51.814		BEST LAP TIME : 1:51.917			DIFFERENCE : 0.103					
LAP	SECTOR 1	SECTOR 2		SECTOR 3		LAP TIME	MPH	DIFF	TIME OF DAY	
1 -	OUTLAP	117.9	42.161	131.0	40.690	165.6	2:05.893	84.89	13.976	17:12:25.884
2 -	36.671	129.5	40.367	155.7	38.232	163.2	1:55.270	92.72	3.353	17:14:21.154
3 -	36.152	130.0	40.304	162.0	38.131	162.8	1:54.587	93.27	2.670	17:16:15.741
4 -	35.661	126.6	39.726	163.6	37.703	163.6	1:53.090 (3)	94.50	1.173	17:18:08.831
5 -	36.350	126.1	40.198	157.9	IN PIT		5:51.869 P	30.37	3:59.952	17:24:00.700
6 -	OUTLAP	118.5	41.782	154.2	38.015	162.0	2:04.470	85.86	12.553	17:26:05.170
7 -	35.369	135.5	39.471	159.4	37.523	162.8	1:52.363 (2)	95.12	0.446	17:27:57.533
8 -	35.106	128.5	39.254	169.0	37.557	163.2	1:51.917 (1)	95.50		17:29:49.450
9 -	35.037	127.0	40.372	159.4	37.791	161.7	1:53.200	94.41	1.283	17:31:42.650

P10 59		Matt TRUELOVE					Aprilia - IN Competition / Aprilia			
IDEAL LAP TIME : 1:51.966		BEST LAP TIME : 1:52.067			DIFFERENCE : 0.101					
LAP	SECTOR 1	SECTOR 2		SECTOR 3		LAP TIME	MPH	DIFF	TIME OF DAY	
1 -	OUTLAP	121.5	41.380	147.8	39.678	159.4	2:02.678	87.12	10.611	17:12:06.389
2 -	35.963	130.0	41.254	153.9	38.318	162.0	1:55.535	92.50	3.468	17:14:01.924
3 -	36.263	126.8	39.896	167.7	38.419	160.1	1:54.578	93.28	2.511	17:15:56.502
4 -	35.368	128.8	39.727	164.0	38.550	165.6	1:53.645	94.04	1.578	17:17:50.147
5 -	35.907	127.8	39.775	160.9	38.111	162.0	1:53.793	93.92	1.726	17:19:43.940
6 -	35.836	122.9	39.580	158.2	37.959	161.7	1:53.375	94.27	1.308	17:21:37.315
7 -	35.264	127.5	39.500	159.7	37.436	164.4	1:52.200 (2)	95.25	0.133	17:23:29.515
8 -	36.574	120.9	42.214	132.3	38.370	162.0	1:57.158	91.22	5.091	17:25:26.673
9 -	35.280	129.5	39.266	162.0	37.521	164.8	1:52.067 (1)	95.37		17:27:18.740
10 -	38.716	125.9	39.822	158.2	38.027	163.6	1:56.565	91.69	4.498	17:29:15.305
11 -	35.600	130.5	39.529	161.7	37.700	162.8	1:52.829 (3)	94.72	0.762	17:31:08.134

P11 77		Brent HARRAN					Honda - Optimum Bikes Racing			
IDEAL LAP TIME : 1:52.089		BEST LAP TIME : 1:52.186			DIFFERENCE : 0.097					
LAP	SECTOR 1	SECTOR 2		SECTOR 3		LAP TIME	MPH	DIFF	TIME OF DAY	
1 -	OUTLAP	122.4	41.515	152.5	38.975	162.8	2:02.287	87.40	10.101	17:12:07.813
2 -	35.573	122.6	41.436	153.5	37.793	164.0	1:54.802	93.10	2.616	17:14:02.615
3 -	36.551	117.1	40.219	155.3	38.253	163.2	1:55.023	92.92	2.837	17:15:57.638
4 -	35.332	129.0	39.283	158.2	37.810	163.6	1:52.425 (2)	95.06	0.239	17:17:50.063
5 -	35.503	128.8	39.531	149.7	38.557	161.7	1:53.591	94.09	1.405	17:19:43.654
6 -	35.578	125.4	39.574	151.1	37.811	162.0	1:52.963	94.61	0.777	17:21:36.617
7 -	35.433	127.8	39.448	156.0	37.769	162.0	1:52.650 (3)	94.87	0.464	17:23:29.267
8 -	37.583	109.2	41.906	146.8	38.187	164.4	1:57.676	90.82	5.490	17:25:26.943
9 -	35.283	124.9	39.380	157.1	37.523	165.2	1:52.186 (1)	95.27		17:27:19.129
10 -	36.275	123.5	40.544	149.7	38.561	163.6	1:55.380	92.63	3.194	17:29:14.509
11 -	35.303	126.3	39.817	157.5	37.882	161.7	1:53.002	94.58	0.816	17:31:07.511

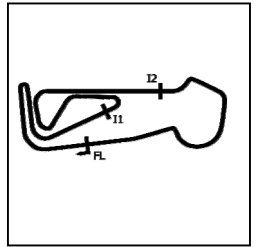
P12 5		Richard KERR					Honda - AMD Motorsport			
IDEAL LAP TIME : 1:51.716		BEST LAP TIME : 1:52.254			DIFFERENCE : 0.538					
LAP	SECTOR 1	SECTOR 2		SECTOR 3		LAP TIME	MPH	DIFF	TIME OF DAY	
1 -	OUTLAP	105.0	42.919	131.5	40.294	163.2	2:04.997	85.50	12.743	17:12:45.819
2 -	36.781	126.1	39.952	147.1	38.250	164.8	1:54.983	92.95	2.729	17:14:40.802
3 -	35.890	130.0	39.621	155.3	38.283	164.0	1:53.794	93.92	1.540	17:16:34.596
4 -	34.942	129.3	39.283	159.4	38.045	162.8	1:52.270 (2)	95.19	0.016	17:18:26.866
5 -	38.899	102.1	42.087	156.0	IN PIT		2:55.601 P	60.86	1:03.347	17:21:22.467
6 -	OUTLAP	128.0	41.561	144.0	38.397	163.2	2:00.715	88.53	8.461	17:23:23.182
7 -	35.127	140.9	40.215	160.9	37.892	163.6	1:53.234	94.38	0.980	17:25:16.416
8 -	35.076	132.8	39.597	168.1	37.778	163.6	1:52.451	95.04	0.197	17:27:08.867
9 -	35.386	135.0	39.377	170.3	37.491	164.8	1:52.254 (1)	95.21		17:29:01.121
10 -	35.050	129.0	39.488	166.1	37.745	162.8	1:52.283 (3)	95.18	0.029	17:30:53.404

MCRCB BULLETIN TK091

2022 Bennetts British Superbike Championship - Round 8

2022 Pirelli National Superstock Championship with MotoNovo

FREE PRACTICE 2 - SECTOR ANALYSIS



SECTOR 1 = FL to I1, SECTOR 2 = I1 to I2, SECTOR 3 = I2 to FL, DIFF = Difference To Personal Best Lap, P = Crossed Finish Line in Pit Lane, D = Time Disallowed

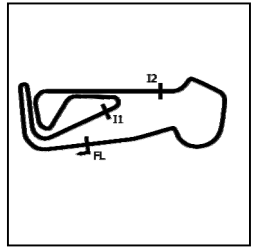
P13 14		Tim NEAVE					Yamaha - Edwards Yamaha				
IDEAL LAP TIME : 1:52.361		BEST LAP TIME : 1:52.361					DIFFERENCE : 0.000				
LAP	SECTOR 1	SECTOR 2		SECTOR 3		LAP TIME	MPH	DIFF	TIME OF DAY		
1 -	OUTLAP	121.5	42.574	156.4	40.049	161.3	2:06.347	84.59	13.986	17:12:10.864	
2 -	36.664	127.5	40.863	164.4	39.109	161.7	1:56.636	91.63	4.275	17:14:07.500	
3 -	36.585	128.0	40.208	166.1	38.479	163.6	1:55.272	92.72	2.911	17:16:02.772	
4 -	35.795	127.5	39.766	171.6	37.911	162.8	1:53.472	94.19	1.111	17:17:56.244	
5 -	35.533	130.8	39.739	169.0	37.723	162.8	1:52.995 (3)	94.58	0.634	17:19:49.239	
6 -	35.337	131.8	39.574	172.0	37.450	163.6	1:52.361 (1)	95.12		17:21:41.600	
7 -	38.316	128.0	41.384	167.3	IN PIT		5:02.386 P	35.34	3:10.025	17:26:43.986	
8 -	OUTLAP	130.8	40.940	166.1	38.573	162.8	2:00.813	88.46	8.452	17:28:44.799	
9 -	35.543	137.5	39.676	172.9	37.557	163.2	1:52.776 (2)	94.77	0.415	17:30:37.575	

P14 21		Tom WARD					Aprilia - IN Competition / Aprilia				
IDEAL LAP TIME : 1:51.804		BEST LAP TIME : 1:52.416					DIFFERENCE : 0.612				
LAP	SECTOR 1	SECTOR 2		SECTOR 3		LAP TIME	MPH	DIFF	TIME OF DAY		
1 -	OUTLAP	117.7	40.835	148.7	38.743	161.3	2:02.372	87.34	9.956	17:12:06.458	
2 -	36.281	121.7	40.677	155.7	38.309	159.0	1:55.267	92.72	2.851	17:14:01.725	
3 -	36.649	123.3	39.738	160.1	38.442	159.7	1:54.829	93.07	2.413	17:15:56.554	
4 -	38.651	131.5	39.886	160.1	38.057	159.0	1:56.594	91.66	4.178	17:17:53.148	
5 -	36.967	131.3	49.158	158.6	37.902	161.3	2:04.027	86.17	11.611	17:19:57.175	
6 -	35.265	120.6	40.161	151.4	38.833	159.7	1:54.259	93.54	1.843	17:21:51.434	
7 -	35.266	130.3	39.545	159.4	37.957	162.0	1:52.768 (3)	94.77	0.352	17:23:44.202	
8 -	35.207	132.8	39.478	164.0	37.731	160.9	1:52.416 (1)	95.07		17:25:36.618	
9 -	35.283	134.4	39.270	163.6	37.882	161.3	1:52.435 (2)	95.06	0.019	17:27:29.053	
10 -	35.407	133.9	39.297	168.1	39.570	162.0	1:54.274	93.53	1.858	17:29:23.327	
11 -	35.022	136.6	39.051	170.3	39.085	159.0	1:53.158	94.45	0.742	17:31:16.485	

P15 18		Shaun WINFIELD					Honda - TAG Racing Honda				
IDEAL LAP TIME : 1:52.347		BEST LAP TIME : 1:52.667					DIFFERENCE : 0.320				
LAP	SECTOR 1	SECTOR 2		SECTOR 3		LAP TIME	MPH	DIFF	TIME OF DAY		
1 -	OUTLAP	120.6	40.961	152.5	39.172	159.7	2:01.534	87.94	8.867	17:12:06.401	
2 -	36.045	127.0	41.554	159.4	37.994	167.3	1:55.593	92.46	2.926	17:14:01.994	
3 -	37.067	118.7	40.027	160.1	37.923	162.8	1:55.017	92.92	2.350	17:15:57.011	
4 -	35.391	127.5	39.250	158.6	38.026	160.9	1:52.667 (1)	94.86		17:17:49.678	
5 -	35.554	131.3	39.757	161.3	IN PIT		6:41.312 P	26.63	4:48.645	17:24:30.990	
6 -	OUTLAP	117.7	41.143	152.1	38.622	159.7	2:00.409	88.76	7.742	17:26:31.399	
7 -	35.239	132.3	39.884	165.6	37.858	160.1	1:52.981 (2)	94.60	0.314	17:28:24.380	
8 -	35.454	137.7	39.768	164.0	37.860	161.7	1:53.082 (3)	94.51	0.415	17:30:17.462	

P16 12		Mark CHIDO					Yamaha - Tamworth Yamaha by Alpinestars				
IDEAL LAP TIME : 1:52.758		BEST LAP TIME : 1:52.758					DIFFERENCE : 0.000				
LAP	SECTOR 1	SECTOR 2		SECTOR 3		LAP TIME	MPH	DIFF	TIME OF DAY		
1 -	OUTLAP	117.3	42.703	137.5	39.695	161.7	2:05.686	85.03	12.928	17:13:00.372	
2 -	36.025	128.8	40.270	148.1	38.968	167.3	1:55.263	92.72	2.505	17:14:55.635	
3 -	35.926	122.0	40.294	154.9	40.146	164.4	1:56.366	91.84	3.608	17:16:52.001	
4 -	35.218	137.2	52.173	141.5	41.456	161.7	2:08.847	82.95	16.089	17:19:00.848	
5 -	35.585	131.5	39.606	163.6	38.506	162.4	1:53.697 (3)	94.00	0.939	17:20:54.545	
6 -	35.115	135.0	39.700	148.7	38.696	162.8	1:53.511 (2)	94.15	0.753	17:22:48.056	
7 -	37.611	120.2	41.507	147.1	IN PIT		4:03.730 P	43.85	2:10.972	17:26:51.786	
8 -	OUTLAP	117.7	41.320	144.6	38.921	162.4	2:00.703	88.54	7.945	17:28:52.489	
9 -	34.996	134.7	39.397	156.0	38.365	163.2	1:52.758 (1)	94.78		17:30:45.247	

FREE PRACTICE 2 - SECTOR ANALYSIS



SECTOR 1 = FL to I1, SECTOR 2 = I1 to I2, SECTOR 3 = I2 to FL, DIFF = Difference To Personal Best Lap, P = Crossed Finish Line in Pit Lane, D = Time Disallowed

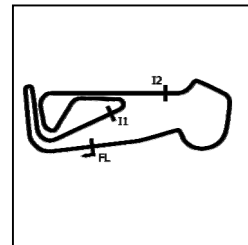
P17 40		Joe FRANCIS					Kawasaki - Stauff Fluid Power Kawasaki				
IDEAL LAP TIME : 1:52.813		BEST LAP TIME : 1:52.813					DIFFERENCE : 0.000				
LAP	SECTOR 1	SECTOR 2		SECTOR 3		LAP TIME	MPH	DIFF	TIME OF DAY		
1 -	OUTLAP	130.0	41.333	153.9	39.964	158.2	2:05.776	84.97	12.963	17:12:53.105	
2 -	36.381	132.6	39.920	159.0	38.246	159.0	1:54.547	93.30	1.734	17:14:47.652	
3 -	35.508	137.5	39.989	162.8	38.009	159.4	1:53.506 (2)	94.16	0.693	17:16:41.158	
4 -	36.412	122.4	41.610	160.1	IN PIT		7:37.366 P	23.36	5:44.553	17:24:18.524	
5 -	OUTLAP	132.6	40.832	158.6	38.130	158.2	1:58.281	90.36	5.468	17:26:16.805	
6 -	35.173	132.3	39.818	165.2	37.822	159.4	1:52.813 (1)	94.74		17:28:09.618	
7 -	35.237	130.3	40.368	168.1	38.691	158.6	1:54.296 (3)	93.51	1.483	17:30:03.914	

P18 56		Richard WHITE					BMW - Trackdudes Motorcycle Test & Trackdays				
IDEAL LAP TIME : 1:53.650		BEST LAP TIME : 1:53.650					DIFFERENCE : 0.000				
LAP	SECTOR 1	SECTOR 2		SECTOR 3		LAP TIME	MPH	DIFF	TIME OF DAY		
1 -	OUTLAP	121.5	42.113	127.5	39.562	164.0	2:02.859	86.99	9.209	17:12:11.359	
2 -	36.631	125.6	40.551	151.8	38.987	163.2	1:56.169	92.00	2.519	17:14:07.528	
3 -	37.155	122.9	40.224	155.3	38.430	164.0	1:55.809	92.29	2.159	17:16:03.337	
4 -	36.064	124.7	40.024	157.1	38.314	164.0	1:54.402 (2)	93.42	0.752	17:17:57.739	
5 -	35.655	128.0	40.073	146.5	38.735	164.8	1:54.463 (3)	93.37	0.813	17:19:52.202	
6 -	35.467	123.5	39.882	153.5	38.301	164.4	1:53.650 (1)	94.04		17:21:45.852	
7 -	36.511	120.0	40.331	151.1	38.676	164.0	1:55.518	92.52	1.868	17:23:41.370	
8 -	36.335	116.3	54.860	95.1	IN PIT		4:23.068 P	40.62	2:29.418	17:28:04.438	
9 -	OUTLAP	117.3	42.228	136.6	40.376	159.7	2:08.034	83.47	14.384	17:30:12.472	

P19 27		Bjorn ESTMENT					Suzuki - Specsavers Suzuki by Hawk Racing				
IDEAL LAP TIME : 1:53.148		BEST LAP TIME : 1:53.799					DIFFERENCE : 0.651				
LAP	SECTOR 1	SECTOR 2		SECTOR 3		LAP TIME	MPH	DIFF	TIME OF DAY		
1 -	OUTLAP	109.4	42.904	137.5	39.945	160.5	2:06.741	84.33	12.942	17:12:17.652	
2 -	36.943	119.1	40.788	142.7	38.406	163.2	1:56.137	92.02	2.338	17:14:13.789	
3 -	35.665	127.0	39.943	153.2	39.098	159.4	1:54.706 (3)	93.17	0.907	17:16:08.495	
4 -	36.382	130.0	41.012	154.6	38.134	159.4	1:55.528	92.51	1.729	17:18:04.023	
5 -	35.535	128.3	39.863	147.4	38.401	160.5	1:53.799 (1)	93.92		17:19:57.822	
6 -	35.331	120.0	39.683	142.7	38.786	163.2	1:53.800 (2)	93.91	0.001	17:21:51.622	
7 -	36.013	121.1	42.826	149.7	38.847	159.7	1:57.686	90.81	3.887	17:23:49.308	

P20 24		Conor CUMMINS					Honda - Milenco by Padgetts Motorcycles				
IDEAL LAP TIME : 1:53.954		BEST LAP TIME : 1:53.976					DIFFERENCE : 0.022				
LAP	SECTOR 1	SECTOR 2		SECTOR 3		LAP TIME	MPH	DIFF	TIME OF DAY		
1 -	OUTLAP	96.1	47.382	131.3	42.769	159.7	2:23.613	74.42	29.637	17:12:54.374	
2 -	38.361	115.7	41.975	141.8	40.895	160.9	2:01.231	88.16	7.255	17:14:55.605	
3 -	37.532	123.5	40.764	146.8	38.597	163.2	1:56.893 (3)	91.43	2.917	17:16:52.498	
4 -	36.324	129.8	40.184	151.8	38.511	158.6	1:55.019 (2)	92.92	1.043	17:18:47.517	
5 -	36.307	128.8	42.768	145.8	41.446	156.0	2:00.521	88.68	6.545	17:20:48.038	
6 -	48.265	88.5	59.942	102.9	IN PIT		4:18.526 P	41.34	2:24.550	17:25:06.564	
7 -	OUTLAP	90.1	48.299	121.7	39.678	160.5	2:24.193	74.12	30.217	17:27:30.757	
8 -	37.228	121.3	43.802	152.8	38.552	161.3	1:59.582	89.37	5.606	17:29:30.339	
9 -	35.501	130.5	40.206	152.8	38.269	159.4	1:53.976 (1)	93.77		17:31:24.315	

FREE PRACTICE 2 - SECTOR ANALYSIS



SECTOR 1 = FL to I1, SECTOR 2 = I1 to I2, SECTOR 3 = I2 to FL, DIFF = Difference To Personal Best Lap, P = Crossed Finish Line in Pit Lane, D = Time Disallowed

P21 99		Ben LUXTON					BMW - Team XG Racing				
IDEAL LAP TIME : 1:53.852		BEST LAP TIME : 1:54.007					DIFFERENCE : 0.155				
LAP	SECTOR 1	SECTOR 2		SECTOR 3		LAP TIME	MPH	DIFF	TIME OF DAY		
1 -	OUTLAP	107.7	42.642	136.9	40.047	164.8	2:07.482	83.83	13.475	17:12:17.896	
2 -	37.132	114.9	40.944	149.4	38.767	162.8	1:56.843	91.47	2.836	17:14:14.739	
3 -	36.238	118.9	40.608	148.1	38.920	163.6	1:55.766	92.32	1.759	17:16:10.505	
4 -	36.158	122.4	41.007	142.1	39.208	161.7	1:56.373	91.84	2.366	17:18:06.878	
5 -	36.413	121.3	40.594	146.8	38.636	163.6	1:55.643	92.42	1.636	17:20:02.521	
6 -	35.931	124.5	40.303	154.9	38.459	162.4	1:54.693	93.18	0.686	17:21:57.214	
7 -	35.978	122.2	40.136	152.8	38.059	164.4	1:54.173 (2)	93.61	0.166	17:23:51.387	
8 -	38.689	124.9	41.976	132.1	44.221	163.2	2:04.886	85.58	10.879	17:25:56.273	
9 -	35.738	121.3	40.087	147.4	50.881	163.2	2:06.706	84.35	12.699	17:28:02.979	
10 -	35.726	124.5	40.150	148.4	38.391	162.8	1:54.267 (3)	93.53	0.260	17:29:57.246	
11 -	35.881	120.9	40.077	154.9	38.049	164.4	1:54.007 (1)	93.74		17:31:51.253	

P22 2		TJ TOMS					Kawasaki - Platform Hire Racing				
IDEAL LAP TIME : 1:54.810		BEST LAP TIME : 1:55.007					DIFFERENCE : 0.197				
LAP	SECTOR 1	SECTOR 2		SECTOR 3		LAP TIME	MPH	DIFF	TIME OF DAY		
1 -	OUTLAP	100.4	45.910	140.9	41.273	158.6	2:12.734	80.52	17.727	17:12:40.595	
2 -	37.727	124.7	41.848	145.2	40.089	159.0	1:59.664	89.31	4.657	17:14:40.259	
3 -	36.915	123.5	40.960	157.9	39.275	160.5	1:57.150	91.23	2.143	17:16:37.409	
4 -	36.127	125.4	40.938	156.7	38.699	161.3	1:55.764 (3)	92.32	0.757	17:18:33.173	
5 -	35.998	129.8	40.653	151.8	38.870	161.7	1:55.521 (2)	92.52	0.514	17:20:28.694	
6 -	35.881	129.3	40.371	158.6	38.755	160.1	1:55.007 (1)	92.93		17:22:23.701	
7 -	35.740	129.5	41.016	160.1	IN PIT		4:42.272 P	37.86	2:47.265	17:27:05.973	
8 -	OUTLAP	124.2	40.771	150.1	40.253	160.9	2:03.898	86.26	8.891	17:29:09.871	
9 -	35.845	137.2	50.007	149.1	39.544	161.3	2:05.396	85.23	10.389	17:31:15.267	

P23 19		Joe TALBOT					Kawasaki - Cheshire Mouldings Kawasaki by JR Performance				
IDEAL LAP TIME : 1:54.495		BEST LAP TIME : 1:55.040					DIFFERENCE : 0.545				
LAP	SECTOR 1	SECTOR 2		SECTOR 3		LAP TIME	MPH	DIFF	TIME OF DAY		
1 -	OUTLAP	105.1	45.180	138.6	41.545	154.9	2:13.163	80.26	18.123	17:14:00.333	
2 -	39.188	106.0	42.502	151.1	38.986	158.6	2:00.676	88.56	5.636	17:16:01.009	
3 -	36.248	135.5	43.448	154.2	38.659	159.7	1:58.355	90.30	3.315	17:17:59.364	
4 -	35.846	129.3	41.519	154.9	39.261	160.1	1:56.626	91.64	1.586	17:19:55.990	
5 -	36.101	120.9	40.408	157.1	38.973	161.7	1:55.482 (2)	92.55	0.442	17:21:51.472	
6 -	36.013	124.9	40.182	157.9	38.845	159.7	1:55.040 (1)	92.90		17:23:46.512	
7 -	35.967	126.8	40.240	158.2	IN PIT		3:21.890 P	52.94	1:26.850	17:27:08.402	
8 -	OUTLAP	117.9	40.690	154.6	38.791	160.1	1:58.616	90.10	3.576	17:29:07.018	
9 -	35.654	125.2	40.319	152.5	40.050	158.6	1:56.023 (3)	92.12	0.983	17:31:03.041	

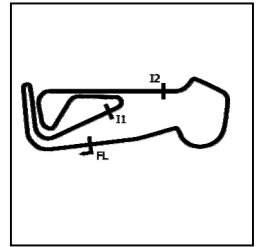
P24 31		Sam COX					BMW - Sam Cox Racing				
IDEAL LAP TIME : 1:55.007		BEST LAP TIME : 1:55.226					DIFFERENCE : 0.219				
LAP	SECTOR 1	SECTOR 2		SECTOR 3		LAP TIME	MPH	DIFF	TIME OF DAY		
1 -	OUTLAP	117.7	42.581	137.5	39.851	159.7	2:05.132	85.41	9.906	17:12:11.349	
2 -	37.321	118.7	41.047	143.3	38.887	161.3	1:57.255	91.15	2.029	17:14:08.604	
3 -	36.856	117.3	42.169	142.1	40.016	162.0	1:59.041	89.78	3.815	17:16:07.645	
4 -	37.220	118.3	42.733	127.8	40.069	162.8	2:00.022	89.05	4.796	17:18:07.667	
5 -	36.310	119.1	40.509	138.6	38.595	164.4	1:55.414 (3)	92.60	0.188	17:20:03.081	
6 -	36.485	117.7	40.732	138.9	39.283	161.7	1:56.500	91.74	1.274	17:21:59.581	
7 -	36.596	120.6	40.733	145.2	39.767	159.7	1:57.096	91.27	1.870	17:23:56.677	
8 -	36.367	125.2	40.584	140.3	38.722	160.5	1:55.673	92.39	0.447	17:25:52.350	
9 -	36.182	125.2	40.230	144.9	38.814	162.4	1:55.226 (1)	92.75		17:27:47.576	
10 -	36.230	129.3	41.704	141.5	39.048	161.7	1:56.982	91.36	1.756	17:29:44.558	
11 -	36.401	121.7	40.250	160.9	38.595	161.3	1:55.246 (2)	92.74	0.020	17:31:39.804	

MCRCB BULLETIN TK091

2022 Bennetts British Superbike Championship - Round 8

2022 Pirelli National Superstock Championship with MotoNovo

FREE PRACTICE 2 - SECTOR ANALYSIS



SECTOR 1 = FL to I1, SECTOR 2 = I1 to I2, SECTOR 3 = I2 to FL, DIFF = Difference To Personal Best Lap, P = Crossed Finish Line in Pit Lane, D = Time Disallowed

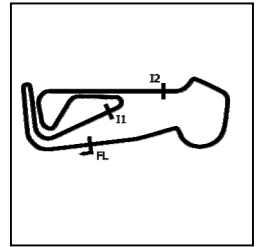
P25 30		Rob McNEALY					BMW - McNealy Brown				
IDEAL LAP TIME : 1:55.328		BEST LAP TIME : 1:55.536					DIFFERENCE : 0.208				
LAP	SECTOR 1	SECTOR 2		SECTOR 3		LAP TIME	MPH	DIFF	TIME OF DAY		
1 -	OUTLAP	117.3	43.111	139.8	40.331	153.2	2:07.834	83.60	12.298	17:12:15.941	
2 -	37.109	123.8	41.193	149.7	39.386	156.4	1:57.688	90.81	2.152	17:14:13.629	
3 -	36.716	124.7	40.928	154.6	39.207	156.0	1:56.851 (2)	91.46	1.315	17:16:10.480	
4 -	36.564	120.2	40.787	141.8	39.587	157.1	1:56.938	91.39	1.402	17:18:07.418	
5 -	35.968	125.9	40.856	144.9	38.712	157.9	1:55.536 (1)	92.50		17:20:02.954	
6 -	36.462	124.2	40.711	145.5	IN PIT		3:40.122 P	48.55	1:44.586	17:23:43.076	
7 -	OUTLAP	118.9	40.648	150.4	38.740	154.9	2:07.129	84.07	11.593	17:25:50.205	
8 -	37.397	125.9	41.022	151.8	38.913	154.6	1:57.332	91.09	1.796	17:27:47.537	
9 -	36.869	120.4	40.886	151.1	39.099	154.9	1:56.854 (3)	91.46	1.318	17:29:44.391	

P26 7		Kade VERWEY					BMW - Team XG Racing				
IDEAL LAP TIME : 1:55.697		BEST LAP TIME : 1:55.720					DIFFERENCE : 0.023				
LAP	SECTOR 1	SECTOR 2		SECTOR 3		LAP TIME	MPH	DIFF	TIME OF DAY		
1 -	OUTLAP	107.0	44.694	126.1	41.752	161.3	2:10.008	82.21	14.288	17:12:25.827	
2 -	37.929	120.9	44.346	133.9	40.510	162.8	2:02.785	87.04	7.065	17:14:28.612	
3 -	37.382	124.5	41.752	144.3	39.535	164.4	1:58.669	90.06	2.949	17:16:27.281	
4 -	36.885	129.5	44.718	132.8	39.518	163.2	2:01.121	88.24	5.401	17:18:28.402	
5 -	36.922	126.3	41.182	135.8	39.031	164.0	1:57.135 (3)	91.24	1.415	17:20:25.537	
6 -	36.307	124.0	40.539	154.9	38.874	162.0	1:55.720 (1)	92.36		17:22:21.257	
7 -	36.545	128.5	43.009	155.3	IN PIT		2:55.542 P	60.88	59.822	17:25:16.799	
8 -	OUTLAP	120.2	41.292	154.6	39.326	162.8	2:01.780	87.76	6.060	17:27:18.579	
9 -	36.651	125.6	40.516	154.2	39.097	165.2	1:56.264 (2)	91.92	0.544	17:29:14.843	
10 -	36.454	124.9	43.403	140.6	IN PIT		2:28.651 P	71.90	32.931	17:31:43.494	

P27 39		Max MORGAN					Kawasaki - MSS Performance				
IDEAL LAP TIME : 1:55.767		BEST LAP TIME : 1:56.160					DIFFERENCE : 0.393				
LAP	SECTOR 1	SECTOR 2		SECTOR 3		LAP TIME	MPH	DIFF	TIME OF DAY		
1 -	OUTLAP	117.1	42.784	145.5	40.180	158.6	2:05.991	84.83	9.831	17:12:12.658	
2 -	36.605	121.5	41.196	152.1	39.438	159.0	1:57.239	91.16	1.079	17:14:09.897	
3 -	36.338	122.2	41.551	145.8	40.982	159.0	1:58.871	89.91	2.711	17:16:08.768	
4 -	36.946	121.1	42.127	136.1	40.354	159.7	1:59.427	89.49	3.267	17:18:08.195	
5 -	36.485	117.7	40.726	152.8	39.059	160.9	1:56.270 (2)	91.92	0.110	17:20:04.465	
6 -	36.178	123.8	40.784	157.9	39.759	159.0	1:56.721	91.56	0.561	17:22:01.186	
7 -	36.282	121.1	40.615	152.5	39.263	160.5	1:56.160 (1)	92.01		17:23:57.346	
8 -	37.521	113.5	41.994	153.2	40.141	157.5	1:59.656	89.32	3.496	17:25:57.002	
9 -	36.288	123.5	40.886	152.8	39.458	157.5	1:56.632	91.63	0.472	17:27:53.634	
10 -	36.149	122.4	40.559	160.5	39.638	159.0	1:56.346 (3)	91.86	0.186	17:29:49.980	
11 -	36.627	122.2	41.576	152.5	39.639	157.1	1:57.842	90.69	1.682	17:31:47.822	

P28 76		Luke VERWEY					BMW - WSE Racing				
IDEAL LAP TIME : 1:56.135		BEST LAP TIME : 1:56.377					DIFFERENCE : 0.242				
LAP	SECTOR 1	SECTOR 2		SECTOR 3		LAP TIME	MPH	DIFF	TIME OF DAY		
1 -	OUTLAP	118.7	43.784	139.8	41.638	161.3	2:13.061	80.32	16.684	17:14:06.544	
2 -	38.798	115.5	42.072	150.8	39.934	164.0	2:00.804	88.47	4.427	17:16:07.348	
3 -	37.338	124.7	41.311	154.2	39.393	162.8	1:58.042	90.54	1.665	17:18:05.390	
4 -	37.190	125.4	40.692	157.5	39.152	162.0	1:57.034	91.32	0.657	17:20:02.424	
5 -	36.832	123.5	40.650	149.1	39.111	162.4	1:56.593 (3)	91.67	0.216	17:21:59.017	
6 -	36.940	124.7	40.854	148.4	40.364	161.7	1:58.158	90.45	1.781	17:23:57.175	
7 -	36.631	124.2	40.611	153.2	39.135	163.2	1:56.377 (1)	91.84		17:25:53.552	
8 -	36.413	125.2	40.644	159.7	39.385	161.7	1:56.442 (2)	91.78	0.065	17:27:49.994	
9 -	36.924	122.0	41.247	147.8	IN PIT		2:50.379 P	62.73	54.002	17:30:40.373	

FREE PRACTICE 2 - SECTOR ANALYSIS



SECTOR 1 = FL to I1, SECTOR 2 = I1 to I2, SECTOR 3 = I2 to FL, DIFF = Difference To Personal Best Lap, P = Crossed Finish Line in Pit Lane, D = Time Disallowed

P29 25		Jorel BOERBOOM					Kawasaki - G&S Bict Groep Racing				
IDEAL LAP TIME : 1:56.450		BEST LAP TIME : 1:56.743					DIFFERENCE : 0.293				
LAP	SECTOR 1	SECTOR 2		SECTOR 3		LAP TIME	MPH	DIFF	TIME OF DAY		
1 -	OUTLAP	114.7	43.794	144.3	41.303	156.0	2:08.263	83.32	11.520	17:13:22.937	
2 -	37.952	124.2	41.969	143.3	40.540	157.1	2:00.461	88.72	3.718	17:15:23.398	
3 -	36.905	128.0	41.214	157.1	39.917	157.1	1:58.036	90.54	1.293	17:17:21.434	
4 -	36.754	126.1	41.124	154.2	39.798	157.9	1:57.676	90.82	0.933	17:19:19.110	
5 -	37.060	123.8	41.341	154.2	39.751	157.5	1:58.152	90.46	1.409	17:21:17.262	
6 -	36.724	127.8	41.214	150.1	39.648	158.6	1:57.586	90.89	0.843	17:23:14.848	
7 -	36.629	121.1	41.074	148.4	39.621	158.2	1:57.324	91.09	0.581	17:25:12.172	
8 -	36.590	125.2	40.892	155.3	39.261	158.6	1:56.743 (1)	91.55		17:27:08.915	
9 -	36.630	124.9	40.939	151.4	39.304	158.6	1:56.873 (3)	91.45	0.130	17:29:05.788	
10 -	36.365	128.5	40.824	151.8	39.656	158.6	1:56.845 (2)	91.47	0.102	17:31:02.633	

P30 94		Max STANTON					BMW - PHR Performance				
IDEAL LAP TIME : 1:57.074		BEST LAP TIME : 1:57.191					DIFFERENCE : 0.117				
LAP	SECTOR 1	SECTOR 2		SECTOR 3		LAP TIME	MPH	DIFF	TIME OF DAY		
1 -	OUTLAP	102.4	46.565	115.5	44.955	159.0	2:19.231	76.76	22.040	17:12:50.117	
2 -	39.543	123.5	44.136	135.0	41.552	160.5	2:05.231	85.34	8.040	17:14:55.348	
3 -	38.518	121.3	42.017	128.5	40.879	160.5	2:01.414	88.03	4.223	17:16:56.762	
4 -	37.782	125.9	41.761	138.0	40.287	158.2	1:59.830	89.19	2.639	17:18:56.592	
5 -	37.358	128.3	41.103	150.1	40.039	160.9	1:58.500 (3)	90.19	1.309	17:20:55.092	
6 -	36.870	125.2	40.991	153.2	39.986	160.9	1:57.847 (2)	90.69	0.656	17:22:52.939	
7 -	36.792	136.9	51.091	138.0	40.981	162.0	2:08.864	82.94	11.673	17:25:01.803	
8 -	38.220	120.9	41.364	145.8	39.854	162.4	1:59.438	89.48	2.247	17:27:01.241	
9 -	36.949	117.3	42.917	144.3	39.993	161.3	1:59.859	89.17	2.668	17:29:01.100	
10 -	36.909	125.2	40.826	151.8	39.456	160.9	1:57.191 (1)	91.20		17:30:58.291	

P31 73		David BROOK					Honda - Guildford Audio by Brook Motorsport				
IDEAL LAP TIME : 1:56.711		BEST LAP TIME : 1:57.228					DIFFERENCE : 0.517				
LAP	SECTOR 1	SECTOR 2		SECTOR 3		LAP TIME	MPH	DIFF	TIME OF DAY		
1 -	OUTLAP	108.2	43.499	140.6	42.095	156.7	2:09.594	82.47	12.366	17:12:26.896	
2 -	38.255	117.1	42.463	142.4	40.526	157.1	2:01.244	88.15	4.016	17:14:28.140	
3 -	37.748	122.9	41.526	154.2	39.670	157.1	1:58.944	89.85	1.716	17:16:27.084	
4 -	36.864	129.5	41.552	158.2	39.688	156.0	1:58.104 (2)	90.49	0.876	17:18:25.188	
5 -	39.592	120.6	43.815	152.1	39.151	158.6	2:02.558	87.20	5.330	17:20:27.746	
6 -	37.787	123.8	41.492	157.5	39.609	157.1	1:58.888 (3)	89.90	1.660	17:22:26.634	
7 -	37.041	126.1	41.030	156.0	39.157	156.7	1:57.228 (1)	91.17		17:24:23.862	
8 -	36.530	131.5	42.854	139.5	40.151	156.4	1:59.535	89.41	2.307	17:26:23.397	
9 -	38.548	122.4	41.253	145.5	39.703	157.5	1:59.504	89.43	2.276	17:28:22.901	

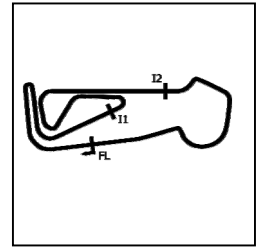
P32 22		Dave MACKAY					Suzuki - True Heroes Racing				
IDEAL LAP TIME : 1:57.322		BEST LAP TIME : 1:57.595					DIFFERENCE : 0.273				
LAP	SECTOR 1	SECTOR 2		SECTOR 3		LAP TIME	MPH	DIFF	TIME OF DAY		
1 -	OUTLAP	109.1	45.387	132.1	41.758	153.9	2:12.110	80.90	14.515	17:12:19.488	
2 -	38.452	115.7	42.649	135.0	40.081	154.6	2:01.182	88.19	3.587	17:14:20.670	
3 -	37.379	121.7	41.729	146.2	39.583	154.9	1:58.691	90.04	1.096	17:16:19.361	
4 -	36.866	126.1	41.641	144.9	39.619	154.2	1:58.126	90.48	0.531	17:18:17.487	
5 -	37.004	122.4	41.069	150.1	39.543	154.2	1:57.616 (3)	90.87	0.021	17:20:15.103	
6 -	36.737	121.3	41.432	144.0	39.516	153.9	1:57.685	90.81	0.090	17:22:12.788	
7 -	36.847	125.2	41.222	149.4	39.539	153.9	1:57.608 (2)	90.87	0.013	17:24:10.396	
8 -	37.314	115.3	42.377	140.3	39.674	153.9	1:59.365	89.54	1.770	17:26:09.761	
9 -	36.870	122.4	41.245	146.2	39.530	156.0	1:57.645	90.85	0.050	17:28:07.406	
10 -	36.804	123.8	41.138	144.9	39.653	154.6	1:57.595 (1)	90.88		17:30:05.001	

MCRCB BULLETIN TK091

2022 Bennetts British Superbike Championship - Round 8

2022 Pirelli National Superstock Championship with MotoNovo

FREE PRACTICE 2 - SECTOR ANALYSIS



SECTOR 1 = FL to I1, SECTOR 2 = I1 to I2, SECTOR 3 = I2 to FL, DIFF = Difference To Personal Best Lap, P = Crossed Finish Line in Pit Lane, D = Time Disallowed

P33 79		Jason BURRILL					BMW - Burrill Racing			
IDEAL LAP TIME : 2:02.829		BEST LAP TIME : 2:03.154			DIFFERENCE : 0.325					
LAP	SECTOR 1	SECTOR 2		SECTOR 3		LAP TIME	MPH	DIFF	TIME OF DAY	
1 -	OUTLAP	95.5	46.496	121.3	44.052	154.2	2:18.330	77.26	15.176	17:12:43.691
2 -	40.432	106.5	44.614	122.6	42.820	155.7	2:07.866	83.58	4.712	17:14:51.557
3 -	38.825	118.3	55.998	117.7	42.663	154.9	2:17.486	77.73	14.332	17:17:09.043
4 -	39.288	111.8	43.715	131.0	41.834	154.2	2:04.837 (3)	85.61	1.683	17:19:13.880
5 -	39.487	114.3	43.720	132.6	IN PIT		3:37.420 P	49.15	1:34.266	17:22:51.300
6 -	OUTLAP	114.1	43.687	125.9	42.282	153.5	2:09.902	82.27	6.748	17:25:01.202
7 -	39.747	107.8	43.679	125.9	42.042	154.9	2:05.468	85.18	2.314	17:27:06.670
8 -	38.997	112.5	43.044	130.3	41.312	155.7	2:03.353 (2)	86.64	0.199	17:29:10.023
9 -	38.473	118.7	43.107	134.7	41.574	154.2	2:03.154 (1)	86.78		17:31:13.177

MCRCB BULLETIN TK092

2022 Bennetts British Superbike Championship - Round 8

2022 Pirelli National Superstock Championship with MotoNovo

FREE PRACTICE 2 - BEST SECTORS

SECTOR 1			SECTOR 2			SECTOR 3			IDEAL / BEST COMPARISON						
POS	NO	NAME	TIME	NO	NAME	TIME	NO	NAME	TIME	POS	NO	NAME	IDEAL	BEST	DIFF
													PERFECT LAP	1:49.998	
1	74	TODD	34.545	74	TODD	38.541	86	NESBITT	36.912	1	74	TODD	1:50.017	1:50.333	0.316
2	4	LINFOOT	34.563	86	NESBITT	38.680	74	TODD	36.931	2	86	NESBITT	1:50.197	1:50.482	0.285
3	86	NESBITT	34.605	75	OLSEN	38.861	75	OLSEN	37.019	3	4	LINFOOT	1:50.533	1:50.756	0.223
4	51	ELLIOTT	34.696	57	DAY	38.880	3	McCONNELL	37.036	4	75	OLSEN	1:50.644	1:50.871	0.227
5	75	OLSEN	34.764	4	LINFOOT	38.903	4	LINFOOT	37.067	5	3	McCONNELL	1:50.785	1:50.785	0.000
6	3	McCONNELL	34.821	3	McCONNELL	38.928	51	ELLIOTT	37.226	6	51	ELLIOTT	1:50.924	1:51.082	0.158
7	5	KERR	34.942	51	ELLIOTT	39.002	57	DAY	37.304	7	57	DAY	1:51.127	1:51.175	0.048
8	57	DAY	34.943	21	WARD	39.051	59	TRUELOVE	37.436	8	5	KERR	1:51.716	1:52.254	0.538
9	12	CHIODO	34.996	8	ROLLO	39.171	14	NEAVE	37.450	9	8	ROLLO	1:51.772	1:51.829	0.057
10	8	ROLLO	35.002	18	WINFIELD	39.250	5	KERR	37.491	10	21	WARD	1:51.804	1:52.416	0.612
11	21	WARD	35.022	55	BEECH	39.254	55	BEECH	37.523	11	55	BEECH	1:51.814	1:51.917	0.103
12	55	BEECH	35.037	59	TRUELOVE	39.266	77	HARRAN	37.523	12	59	TRUELOVE	1:51.966	1:52.067	0.101
13	40	FRANCIS	35.173	77	HARRAN	39.283	8	ROLLO	37.599	13	77	HARRAN	1:52.089	1:52.186	0.097
14	18	WINFIELD	35.239	5	KERR	39.283	21	WARD	37.731	14	18	WINFIELD	1:52.347	1:52.667	0.320
15	59	TRUELOVE	35.264	12	CHIODO	39.397	40	FRANCIS	37.822	15	14	NEAVE	1:52.361	1:52.361	0.000
16	77	HARRAN	35.283	14	NEAVE	39.574	18	WINFIELD	37.858	16	12	CHIODO	1:52.758	1:52.758	0.000
17	27	ESTMENT	35.331	27	ESTMENT	39.683	99	LUXTON	38.049	17	40	FRANCIS	1:52.813	1:52.813	0.000
18	14	NEAVE	35.337	40	FRANCIS	39.818	27	ESTMENT	38.134	18	27	ESTMENT	1:53.148	1:53.799	0.651
19	56	WHITE	35.467	56	WHITE	39.882	24	CUMMINS	38.269	19	56	WHITE	1:53.650	1:53.650	0.000
20	24	CUMMINS	35.501	99	LUXTON	40.077	56	WHITE	38.301	20	99	LUXTON	1:53.852	1:54.007	0.155
21	19	TALBOT	35.654	19	TALBOT	40.182	12	CHIODO	38.365	21	24	CUMMINS	1:53.954	1:53.976	0.022
22	99	LUXTON	35.726	24	CUMMINS	40.184	31	COX	38.595	22	19	TALBOT	1:54.495	1:55.040	0.545
23	2	TOMS	35.740	31	COX	40.230	19	TALBOT	38.659	23	2	TOMS	1:54.810	1:55.007	0.197
24	30	McNEALY	35.968	2	TOMS	40.371	2	TOMS	38.699	24	31	COX	1:55.007	1:55.226	0.219
25	39	MORGAN	36.149	7	VERWEY	40.516	30	McNEALY	38.712	25	30	McNEALY	1:55.328	1:55.536	0.208
26	31	COX	36.182	39	MORGAN	40.559	7	VERWEY	38.874	26	7	VERWEY	1:55.697	1:55.720	0.023
27	7	VERWEY	36.307	76	VERWEY	40.611	39	MORGAN	39.059	27	39	MORGAN	1:55.767	1:56.160	0.393
28	25	BOERBOOM	36.365	30	McNEALY	40.648	76	VERWEY	39.111	28	76	VERWEY	1:56.135	1:56.377	0.242
29	76	VERWEY	36.413	25	BOERBOOM	40.824	73	BROOK	39.151	29	25	BOERBOOM	1:56.450	1:56.743	0.293
30	73	BROOK	36.530	94	STANTON	40.826	25	BOERBOOM	39.261	30	73	BROOK	1:56.711	1:57.228	0.517
31	22	MACKAY	36.737	73	BROOK	41.030	94	STANTON	39.456	31	94	STANTON	1:57.074	1:57.191	0.117
32	94	STANTON	36.792	22	MACKAY	41.069	22	MACKAY	39.516	32	22	MACKAY	1:57.322	1:57.595	0.273
33	79	BURRILL	38.473	79	BURRILL	43.044	79	BURRILL	41.312	33	79	BURRILL	2:02.829	2:03.154	0.325

MCRCB BULLETIN TK093**2022 Bennetts British Superbike Championship - Round 8****2022 Pirelli National Superstock Championship with MotoNovo****FREE PRACTICE 2 - BEST SPEEDS**

POS	INTERMEDIATE 1			INTERMEDIATE 2			FINISH LINE		
	NO	NAME	MPH	NO	NAME	MPH	NO	NAME	MPH
1	5	KERR	140.9	74	TODD	174.3	18	WINFIELD	167.3
2	74	TODD	138.9	14	NEAVE	172.9	12	CHIODO	167.3
3	18	WINFIELD	137.7	86	NESBITT	172.5	4	LINFOOT	166.5
4	57	DAY	137.5	75	OLSEN	172.5	74	TODD	166.1
5	14	NEAVE	137.5	57	DAY	172.0	75	OLSEN	166.1
6	40	FRANCIS	137.5	4	LINFOOT	170.3	51	ELLIOTT	166.1
7	3	McCONNELL	137.2	5	KERR	170.3	8	ROLLO	165.6
8	12	CHIODO	137.2	21	WARD	170.3	55	BEECH	165.6
9	2	TOMS	137.2	55	BEECH	169.0	59	TRUELOVE	165.6
10	94	STANTON	136.9	40	FRANCIS	168.1	77	HARRAN	165.2
11	21	WARD	136.6	59	TRUELOVE	167.7	7	VERWEY	165.2
12	86	NESBITT	136.1	3	McCONNELL	165.6	5	KERR	164.8
13	4	LINFOOT	136.1	18	WINFIELD	165.6	56	WHITE	164.8
14	75	OLSEN	136.1	51	ELLIOTT	164.8	99	LUXTON	164.8
15	55	BEECH	135.5	8	ROLLO	163.6	3	McCONNELL	164.4
16	19	TALBOT	135.5	12	CHIODO	163.6	31	COX	164.4
17	51	ELLIOTT	133.9	31	COX	160.9	76	VERWEY	164.0
18	8	ROLLO	133.9	39	MORGAN	160.5	86	NESBITT	163.6
19	73	BROOK	131.5	2	TOMS	160.1	14	NEAVE	163.6
20	59	TRUELOVE	130.5	76	VERWEY	159.7	27	ESTMENT	163.2
21	24	CUMMINS	130.5	77	HARRAN	158.2	24	CUMMINS	163.2
22	27	ESTMENT	130.0	19	TALBOT	158.2	94	STANTON	162.4
23	7	VERWEY	129.5	73	BROOK	158.2	57	DAY	162.0
24	31	COX	129.3	56	WHITE	157.1	21	WARD	162.0
25	77	HARRAN	129.0	25	BOERBOOM	157.1	2	TOMS	161.7
26	25	BOERBOOM	128.5	7	VERWEY	155.3	19	TALBOT	161.7
27	56	WHITE	128.0	99	LUXTON	154.9	39	MORGAN	160.9
28	22	MACKAY	126.1	27	ESTMENT	154.6	40	FRANCIS	159.4
29	30	McNEALY	125.9	30	McNEALY	154.6	25	BOERBOOM	158.6
30	76	VERWEY	125.4	94	STANTON	153.2	73	BROOK	158.6
31	99	LUXTON	124.9	24	CUMMINS	152.8	30	McNEALY	157.9
32	39	MORGAN	123.8	22	MACKAY	150.1	22	MACKAY	156.0
33	79	BURRILL	118.7	79	BURRILL	134.7	79	BURRILL	155.7

MCRCB BULLETIN TK094

2022 Bennetts British Superbike Championship - Round 8

2022 Pirelli National Superstock Championship with MotoNovo

FREE PRACTICE 2 - STATISTICS

Competitors Started 33
Planned Start 2022-09-09 @ 17:10:00.000
Actual Start 2022-09-09 @ 17:10:00.818
Finish Time 2022-09-09 @ 17:30:00.818
Track Length 2.9689mi.
Total Laps 318
Total Distance Covered 944.1138mi.

Session Fastest Lap History

NO	NAME	LAP TIME	TIME OF DAY	LAP	VEHICLE
4	Dan LINFOOT	1:53.546	17:13:57.306	2	Honda
74	Davey TODD	1:53.093	17:14:50.632	2	Honda
4	Dan LINFOOT	1:51.251	17:15:48.557	3	Honda
74	Davey TODD	1:50.445	17:16:41.077	3	Honda
74	Davey TODD	1:50.333	17:29:26.821	9	Honda

Flag History

TYPE	TIME OF DAY
GREEN	17:10:00.818
FINISH	17:30:00.818

Flag Statistics

TYPE	COUNT	TOTAL LAPS	TOTAL TIME
Green	1	11	23:19.355
Red	0	0	0.000
Safety Car	0	0	0.000
FCY	0	0	0.000

MCRCB BULLETIN TK095

2022 Bennetts British Superbike Championship - Round 8

2022 Pirelli National Superstock Championship with MotoNovo

FREE PRACTICE 2 - SESSION NOTES

No notes recorded in this session.



POS	NO	NAME	NAT	ENTRY	FIRST		SECOND		GAP	DIFF
					TIME	LAPS	TIME	LAPS		
1	74	Davey TODD	GBR	Honda - Milenco by Padgetts Motorcycles		0	1:50.333	10		
2	86	Charlie NESBITT	GBR	Suzuki - VisionTrack Suzuki	2:21.670	5	1:50.482	11	0.149	0.149
3	4	Dan LINFOOT	GBR	Honda - Optimum Bikes Racing		1	1:50.756	11	0.423	0.274
4	3	Billy McCONNELL	AUS	Honda - C&L Fairburn Properties / Jackson Racing	2:41.347	2	1:50.785	9	0.452	0.029
5	75	Alex OLSEN	GBR	BMW - FHO Racing with Kobelco	2:25.172	4	1:50.871	10	0.538	0.086
6	51	Brayden ELLIOTT	AUS	Honda - CFS Filtration No Bull Racing	2:27.591	5	1:51.082	9	0.749	0.211
7	57	Levi DAY	AUS	Suzuki - Powerslide Motorcycles Racing	2:37.885	3	1:51.175	11	0.842	0.093
8	8	Lewis ROLLO	GBR	Honda - Milenco by Padgetts Motorcycles		1	1:51.829	10	1.496	0.654
9	55	Ash BEECH	GBR	Honda - Jones Dorling Racing	2:25.563	3	1:51.917	9	1.584	0.088
10	59	Matt TRUELOVE	GBR	Aprilia - IN Competition / Aprilia	2:33.812	4	1:52.067	11	1.734	0.150
11	77	Brent HARRAN	RSA	Honda - Optimum Bikes Racing		2	1:52.186	11	1.853	0.119
12	5	Richard KERR	IRL	Honda - AMD Motorsport		1	1:52.254	10	1.921	0.068
13	14	Tim NEAVE	GBR	Yamaha - Edwards Yamaha		1	1:52.361	9	2.028	0.107
14	21	Tom WARD	GBR	Aprilia - IN Competition / Aprilia	2:37.033	2	1:52.416	11	2.083	0.055
15	18	Shaun WINFIELD	GBR	Honda - TAG Racing Honda	2:38.296	5	1:52.667	8	2.334	0.251
16	12	Mark CHIODO	AUS	Yamaha - Tamworth Yamaha by Alpinestars		0	1:52.758	9	2.425	0.091
17	40	Joe FRANCIS	GBR	Kawasaki - Stauff Fluid Power Kawasaki	2:26.537	4	1:52.813	7	2.480	0.055
18	56	Richard WHITE	GBR	BMW - Trackdudes Motorcycle Test & Trackdays	2:30.135	6	1:53.650	9	3.317	0.837
19	27	Bjorn ESTMENT	RSA	Suzuki - Specsavers Suzuki by Hawk Racing		0	1:53.799	7	3.466	0.149
20	24	Conor CUMMINS	GBR	Honda - Milenco by Padgetts Motorcycles		0	1:53.976	9	3.643	0.177
21	99	Ben LUXTON	GBR	BMW - Team XG Racing		2	1:54.007	11	3.674	0.031
22	2	TJ TOMS	GBR	Kawasaki - Platform Hire Racing		2	1:55.007	9	4.674	1.000
23	19	Joe TALBOT	GBR	Kawasaki - Cheshire Mouldings Kawasaki by JR Perfor		0	1:55.040	9	4.707	0.033
24	31	Sam COX	GBR	BMW - Sam Cox Racing		1	1:55.226	11	4.893	0.186
25	30	Rob McNEALY	GBR	BMW - McNealy Brown		0	1:55.536	9	5.203	0.310
26	7	Kade VERWEY	GBR	BMW - Team XG Racing		2	1:55.720	10	5.387	0.184
27	39	Max MORGAN	GBR	Kawasaki - MSS Performance		2	1:56.160	11	5.827	0.440
28	76	Luke VERWEY	GBR	BMW - WSE Racing		0	1:56.377	9	6.044	0.217
29	25	Jorel BOERBOOM	NLD	Kawasaki - G&S Bict Groep Racing	2:31.320	5	1:56.743	10	6.410	0.366
30	94	Max STAINTON	GBR	BMW - PHR Performance		0	1:57.191	10	6.858	0.448
31	73	David BROOK	GBR	Honda - Guildford Audio by Brook Motorsport		0	1:57.228	9	6.895	0.037
32	22	Dave MACKAY	GBR	Suzuki - True Heroes Racing	2:45.292	5	1:57.595	10	7.262	0.367
QUALIFYING LAPTIME (110.0% of 1:50.333) = 2:01.366										
33	79	Jason BURRILL	GBR	BMW - Burrill Racing		0	2:03.154	9	12.821	5.559
34	10	Joe SHELDON-SHAW	GBR	Suzuki - Forward Vision Racing		0		0		

Weather / Track : Cloudy / Dry

Snetterton 300: 2.9689 miles

These results are provisional until the conclusion of any judicial and technical matters.

Race Director : Stuart Higgs

Stewards :

Timekeeper : Richard Evans

S. Higgs

R. EVANS

Digitally Approved at 17:52 Friday, 09 September 2022

Digitally Approved at 17:42 Friday, 09 September 2022

Results can be found at www.britishsuperbike.com

Printed - 17:35 Friday, 09 September 2022



QUALIFYING - CLASSIFICATION - AMENDED



POS	NO	NAME	NAT	ENTRY	TIME	ON	LAPS	GAP	DIFF	MPH
1	74	Davey TODD	GBR	Honda - Milenco by Padgetts Motorcycles	1:49.574	11	13			97.54
2	75	Alex OLSEN	GBR	BMW - FHO Racing with Kobelco	1:49.841	9	12	0.267	0.267	97.30
3	4	Dan LINFOOT	GBR	Honda - Optimum Bikes Racing	1:50.010	7	11	0.436	0.169	97.15
4	86	Charlie NESBITT	GBR	Suzuki - VisionTrack Suzuki	1:50.062	11	15	0.488	0.052	97.10
5	3	Billy MCCONNELL	AUS	Honda - C&L Fairburn Properties / Jackson Racing	1:50.225	9	12	0.651	0.163	96.96
6	51	Brayden ELLIOTT	AUS	Honda - CFS Filtration No Bull Racing	1:50.232	8	11	0.658	0.007	96.95
7	21	Tom WARD	GBR	Aprilia - IN Competition / Aprilia	1:50.624	9	13	1.050	0.392	96.61
8	14	Tim NEAVE	GBR	Yamaha - Edwards Yamaha	1:50.958	14	14	1.384	0.334	96.32
9	77	Brent HARRAN	RSA	Honda - Optimum Bikes Racing	1:51.005	10	13	1.431	0.047	96.28
10	57	Levi DAY	AUS	Suzuki - Powerslide Motorcycles Racing	1:51.163	10	12	1.589	0.158	96.14
11	8	Lewis ROLLO	GBR	Honda - Milenco by Padgetts Motorcycles	1:51.230	9	9	1.656	0.067	96.08
12	5	Richard KERR	IRL	Honda - AMD Motorsport	1:51.616	13	13	2.042	0.386	95.75
13	18	Shaun WINFIELD	GBR	Honda - TAG Racing Honda	1:51.815	12	12	2.241	0.199	95.58
14	27	Bjorn ESTMENT	RSA	Suzuki - Specsavers Suzuki by Hawk Racing	1:51.901	11	12	2.327	0.086	95.51
15	40	Joe FRANCIS	GBR	Kawasaki - Stauff Fluid Power Kawasaki	1:51.994	8	12	2.420	0.093	95.43
16	24	Conor CUMMINS	GBR	Honda - Milenco by Padgetts Motorcycles	1:52.126	11	11	2.552	0.132	95.32
17	55	Ash BEECH	GBR	Honda - Jones Dorling Racing	1:52.269	9	10	2.695	0.143	95.20
18	59	Matt TRUELOVE	GBR	Aprilia - IN Competition / Aprilia	1:52.494	10	12	2.920	0.225	95.01
19	12	Mark CHIODO	AUS	Yamaha - Tamworth Yamaha by Alpinestars	1:52.526	7	9	2.952	0.032	94.98
20	99	Ben LUXTON	GBR	BMW - Team XG Racing	1:52.607	8	13	3.033	0.081	94.91
21	7	Kade VERWEY	GBR	BMW - Team XG Racing	1:53.042	8	12	3.468	0.435	94.54
22	2	TJ TOMS	GBR	Kawasaki - Platform Hire Racing	1:53.064	9	13	3.490	0.022	94.53
23	19	Joe TALBOT	GBR	Kawasaki - Cheshire Mouldings Kawasaki by JR Perfor	1:53.575	8	9	4.001	0.511	94.10
24	31	Sam COX	GBR	BMW - Sam Cox Racing	1:54.519	6	11	4.945	0.944	93.33
25	25	Jorel BOERBOOM	NLD	Kawasaki - G&S Bict Groep Racing	1:54.854	14	14	5.280	0.335	93.05
26	30	Rob McNEALY	GBR	BMW - McNealy Brown	1:55.136	6	9	5.562	0.282	92.83
27	94	Max STANTON	GBR	BMW - PHR Performance	1:55.266	10	12	5.692	0.130	92.72
28	39	Max MORGAN	GBR	Kawasaki - MSS Performance	1:55.276	10	13	5.702	0.010	92.71
29	76	Luke VERWEY	GBR	BMW - WSE Racing	1:56.359	11	13	6.785	1.083	91.85
30	73	David BROOK	GBR	Honda - Guildford Audio by Brook Motorsport	1:56.578	11	12	7.004	0.219	91.68
31	22	Dave MACKAY	GBR	Suzuki - True Heroes Racing	1:56.910	12	15	7.336	0.332	91.42

QUALIFYING LAPTIME (110.0% of 1:49.574) = 2:00.531

32	79	Jason BURRILL	GBR	BMW - Burrill Racing	2:00.968	10	10	11.394	4.058	88.35
EX	56	Richard WHITE	GBR	BMW - Trackdudes Motorcycle Test & Trackdays						

#56 - Excluded from results of session - Failed post practice technical inspection - Illegal Fuel

Weather / Track : Cloudy / Drying

These results are provisional until the conclusion of any judicial and technical matters.

Snetterton 300: 2.9689 miles

Date: 10/09/2022 Start: 13:55 Finish: 14:25

Race Director : Stuart Higgs

Clerk of Course :

Timekeeper : Richard Evans

S. Higgs

R. EVANS

Digitally Approved at 16:27 Saturday, 10 September 2022

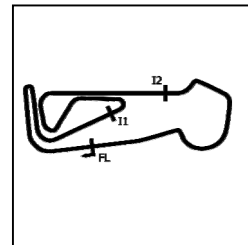
Digitally Approved at 15:42 Saturday, 10 September 2022

Results can be found at www.britishsuperbike.com

Printed - 15:35 Saturday, 10 September 2022



QUALIFYING - SECTOR ANALYSIS



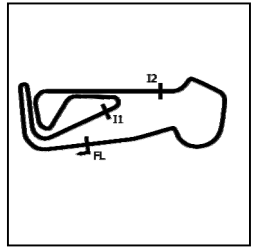
SECTOR 1 = FL to I1, SECTOR 2 = I1 to I2, SECTOR 3 = I2 to FL, DIFF = Difference To Personal Best Lap, P = Crossed Finish Line in Pit Lane, D = Time Disallowed

P1		74		Davey TODD		Honda - Milenco by Padgetts Motorcycles					
IDEAL LAP TIME : 1:49.506		BEST LAP TIME : 1:49.574		DIFFERENCE : 0.068							
LAP	SECTOR 1	SECTOR 2	SECTOR 3	LAP TIME	MPH	DIFF	TIME OF DAY				
1 -	OUTLAP	116.9	43.982	138.9	40.366	165.2	2:11.515	81.26	21.941	13:58:18.656	
2 -	35.120	138.3	38.983	166.1	37.892	166.1	1:51.995	95.43	2.421	14:00:10.651	
3 -	34.766	134.2	38.806	163.2	37.575	169.4	1:51.147	96.16	1.573	14:02:01.798	
4 -	35.715	135.2	39.637	159.7	38.348	166.5	1:53.700	94.00	4.126	14:03:55.498	
5 -	34.521	136.3	38.977	168.1	37.490	166.5	1:50.988	96.29	1.414	14:05:46.486	
6 -	35.447	132.1	39.528	159.7	IN PIT		6:46.601	P	26.28	4:57.027	14:12:33.087
7 -	OUTLAP	135.0	39.551	169.8	37.643	166.1	1:59.259	89.62	9.685	14:14:32.346	
8 -	34.617	133.1	38.797	172.0	36.790	166.5	1:50.204	96.98	0.630	14:16:22.550	
9 -	34.353	135.8	38.688	173.8	36.767	166.5	1:49.808	(2)	97.33	0.234	14:18:12.358
10 -	36.320	132.1	40.971	166.9	37.533	166.5	1:54.824	93.08	5.250	14:20:07.182	
11 -	34.272	137.7	38.467	169.8	36.835	166.5	1:49.574	(1)	97.54		14:21:56.756
12 -	34.375	138.3	38.586	170.7	37.026	166.9	1:49.987	(3)	97.17	0.413	14:23:46.743
13 -	38.544	96.4	45.810	119.8	IN PIT		3:48.290	P	46.81	1:58.716	14:27:35.033

P2		75		Alex OLSEN		BMW - FHO Racing with Kobelco					
IDEAL LAP TIME : 1:49.841		BEST LAP TIME : 1:49.841		DIFFERENCE : 0.000							
LAP	SECTOR 1	SECTOR 2	SECTOR 3	LAP TIME	MPH	DIFF	TIME OF DAY				
1 -	OUTLAP	110.3	43.014	129.5	42.734	162.4	2:10.214	82.08	20.373	13:57:16.682	
2 -	40.394	105.6	43.842	122.4	IN PIT		7:33.653	P	23.56	5:43.812	14:04:50.335
3 -	OUTLAP	117.7	42.550	147.4	38.604	165.2	2:04.092	86.13	14.251	14:06:54.427	
4 -	35.057	125.6	39.475	164.8	37.365	166.5	1:51.897	95.51	2.056	14:08:46.324	
5 -	34.777	132.1	38.785	156.7	37.156	169.4	1:50.718	(3)	96.53	0.877	14:10:37.042
6 -	40.983	108.2	40.067	157.5	37.563	165.6	1:58.613	90.10	8.772	14:12:35.655	
7 -	34.707	133.1	38.826	169.4	37.044	164.8	1:50.577	(2)	96.65	0.736	14:14:26.232
8 -	41.439	126.1	38.908	165.2	37.235	166.1	1:57.582	90.89	7.741	14:16:23.814	
9 -	34.462	135.0	38.607	166.9	36.772	166.1	1:49.841	(1)	97.30		14:18:13.655
10 -	38.778	122.0	47.010	128.8	IN PIT		4:22.992	P	40.64	2:33.151	14:22:36.647
11 -	OUTLAP	132.8	41.062	152.8	37.731	164.8	1:59.970	89.08	10.129	14:24:36.617	
12 -	34.631	136.1	47.610	142.1	38.218	165.6	2:00.459	88.72	10.618	14:26:37.076	

P3		4		Dan LINFOOT		Honda - Optimum Bikes Racing					
IDEAL LAP TIME : 1:49.939		BEST LAP TIME : 1:50.010		DIFFERENCE : 0.071							
LAP	SECTOR 1	SECTOR 2	SECTOR 3	LAP TIME	MPH	DIFF	TIME OF DAY				
1 -	OUTLAP	97.2	45.416	115.7	44.504	164.4	2:21.237	75.67	31.227	13:57:58.909	
2 -	37.114	123.1	40.629	136.6	41.771	164.8	1:59.514	89.42	9.504	13:59:58.423	
3 -	35.509	129.8	39.440	160.9	38.563	168.1	1:53.512	94.15	3.502	14:01:51.935	
4 -	35.998	128.8	39.725	153.2	IN PIT		11:31.647	P	15.45	9:41.637	14:13:23.582
5 -	OUTLAP	123.3	40.039	162.4	37.751	164.4	2:01.830	87.72	11.820	14:15:25.412	
6 -	34.548	133.1	38.756	168.6	36.946	165.6	1:50.250	(2)	96.94	0.240	14:17:15.662
7 -	34.437	135.0	38.556	167.3	37.017	166.5	1:50.010	(1)	97.15		14:19:05.672
8 -	36.212	127.5	39.822	156.7	38.259	165.6	1:54.293	93.51	4.283	14:20:59.965	
9 -	34.730	137.2	38.893	164.4	38.160	165.6	1:51.783	95.61	1.773	14:22:51.748	
10 -	35.502	125.4	40.092	152.5	40.020	165.6	1:55.614	92.44	5.604	14:24:47.362	
11 -	34.552	135.8	38.733	164.4	37.434	166.9	1:50.719	(3)	96.53	0.709	14:26:38.081

QUALIFYING - SECTOR ANALYSIS



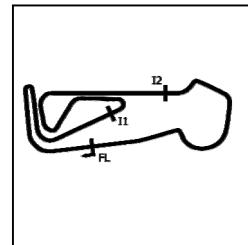
SECTOR 1 = FL to I1, SECTOR 2 = I1 to I2, SECTOR 3 = I2 to FL, DIFF = Difference To Personal Best Lap, P = Crossed Finish Line in Pit Lane, D = Time Disallowed

P4 86		Charlie NESBITT				Suzuki - VisionTrack Suzuki					
IDEAL LAP TIME : 1:49.815		BEST LAP TIME : 1:50.062				DIFFERENCE : 0.247					
LAP	SECTOR 1	SECTOR 2		SECTOR 3		LAP TIME	MPH	DIFF	TIME OF DAY		
1 -	OUTLAP	114.9	41.587	135.8	41.927	164.0	2:08.445	83.21	18.383	13:57:17.952	
2 -	36.599	125.6	40.196	140.3	40.074	165.2	1:56.869	91.45	6.807	13:59:14.821	
3 -	35.379	132.1	39.462	159.0	37.807	160.9	1:52.648	94.88	2.586	14:01:07.469	
4 -	34.984	132.8	39.076	165.2	37.254	161.3	1:51.314	96.01	1.252	14:02:58.783	
5 -	34.844	134.2	39.151	166.9	37.195	160.9	1:51.190	96.12	1.128	14:04:49.973	
6 -	34.699	132.3	38.922	168.6	37.006	160.1	1:50.627	96.61	0.565	14:06:40.600	
7 -	34.706	133.4	38.959	169.0	37.185	160.9	1:50.850	96.41	0.788	14:08:31.450	
8 -	34.760	132.8	39.109	167.7	37.169	161.3	1:51.038	96.25	0.976	14:10:22.488	
9 -	35.513	129.0	39.946	166.5	IN PIT		4:45.221	P	37.47	2:55.159	14:15:07.709
10 -	OUTLAP	115.5	42.273	132.3	38.681	160.5	2:05.628	85.07	15.566	14:17:13.337	
11 -	34.537	134.2	38.797	169.4	36.728	162.8	1:50.062 (1)	97.10		14:19:03.399	
12 -	34.974	135.2	39.033	168.1	36.766	162.8	1:50.773	96.48	0.711	14:20:54.172	
13 -	34.328	132.1	38.931	168.1	36.859	162.4	1:50.118 (2)	97.06	0.056	14:22:44.290	
14 -	34.476	132.6	39.324	168.6	36.690	162.0	1:50.490	96.73	0.428	14:24:34.780	
15 -	34.522	132.8	38.963	166.1	36.796	161.3	1:50.281 (3)	96.91	0.219	14:26:25.061	

P5 3		Billy McCONNELL				Honda - C&L Fairburn Properties / Jackson Racing					
IDEAL LAP TIME : 1:50.149		BEST LAP TIME : 1:50.225				DIFFERENCE : 0.076					
LAP	SECTOR 1	SECTOR 2		SECTOR 3		LAP TIME	MPH	DIFF	TIME OF DAY		
1 -	OUTLAP	110.3	44.349	128.5	43.089	159.4	2:16.844	78.10	26.619	13:58:13.491	
2 -	37.949	122.9	42.485	140.1	39.522	161.3	1:59.956	89.10	9.731	14:00:13.447	
3 -	35.667	134.2	39.765	150.1	38.748	160.1	1:54.180	93.60	3.955	14:02:07.627	
4 -	35.742	123.8	40.366	148.7	IN PIT		8:44.367	P	20.38	6:54.142	14:10:51.994
5 -	OUTLAP	127.8	40.590	156.0	38.481	161.3	2:01.291	88.11	11.066	14:12:53.285	
6 -	34.623	138.3	38.952	155.3	37.409	162.0	1:50.984 (3)	96.30	0.759	14:14:44.269	
7 -	36.713	126.6	40.495	159.0	37.876	163.6	1:55.084	92.87	4.859	14:16:39.353	
8 -	34.552	138.0	38.747	162.8	37.101	164.4	1:50.400 (2)	96.81	0.175	14:18:29.753	
9 -	34.368	135.0	38.823	162.0	37.034	164.4	1:50.225 (1)	96.96		14:20:19.978	
10 -	35.573	138.0	39.751	161.3	IN PIT		2:38.212	P	67.55	47.987	14:22:58.190
11 -	OUTLAP	128.3	39.329	163.6	37.425	164.4	1:55.652	92.41	5.427	14:24:53.842	
12 -	35.595	132.1	39.926	153.5	38.469	159.7	1:53.990	93.76	3.765	14:26:47.832	

P6 51		Brayden ELLIOTT				Honda - CFS Filtration No Bull Racing					
IDEAL LAP TIME : 1:50.232		BEST LAP TIME : 1:50.232				DIFFERENCE : 0.000					
LAP	SECTOR 1	SECTOR 2		SECTOR 3		LAP TIME	MPH	DIFF	TIME OF DAY		
1 -	OUTLAP	111.1	43.932	120.2	IN PIT		6:41.003	P	26.65	4:50.771	14:02:34.536
2 -	OUTLAP	123.5	40.942	142.7	38.834	164.4	2:01.947	87.64	11.715	14:04:36.483	
3 -	35.394	129.5	39.623	152.8	37.707	164.0	1:52.724	94.81	2.492	14:06:29.207	
4 -	35.086	133.4	39.518	160.5	37.520	165.2	1:52.124	95.32	1.892	14:08:21.331	
5 -	35.846	126.6	40.024	156.7	IN PIT		6:08.415	P	29.01	4:18.183	14:14:29.746
6 -	OUTLAP	129.0	39.758	157.9	37.383	164.8	1:59.373	89.53	9.141	14:16:29.119	
7 -	34.730	132.8	38.944	166.9	36.906	166.1	1:50.580 (2)	96.65	0.348	14:18:19.699	
8 -	34.531	131.0	38.816	167.3	36.885	166.1	1:50.232 (1)	96.95		14:20:09.931	
9 -	34.697	137.5	42.033	160.5	37.587	165.2	1:54.317	93.49	4.085	14:22:04.248	
10 -	34.826	133.4	39.126	158.6	37.944	165.6	1:51.896	95.51	1.664	14:23:56.144	
11 -	34.959	131.0	39.125	162.0	37.313	164.4	1:51.397 (3)	95.94	1.165	14:25:47.541	

QUALIFYING - SECTOR ANALYSIS



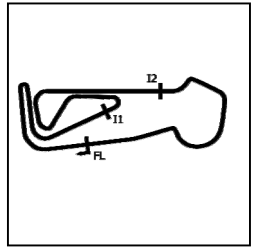
SECTOR 1 = FL to I1, SECTOR 2 = I1 to I2, SECTOR 3 = I2 to FL, DIFF = Difference To Personal Best Lap, P = Crossed Finish Line in Pit Lane, D = Time Disallowed

P7 21 Tom WARD		Aprilia - IN Competition / Aprilia									
IDEAL LAP TIME : 1:50.574		BEST LAP TIME : 1:50.624				DIFFERENCE : 0.050					
LAP	SECTOR 1	SECTOR 2		SECTOR 3		LAP TIME	MPH	DIFF	TIME OF DAY		
1 -	OUTLAP	112.0	41.470	128.8	43.748	159.7	2:07.218	84.01	16.594	13:57:33.368	
2 -	35.940	128.0	40.317	138.3	39.181	162.8	1:55.438	92.58	4.814	13:59:28.806	
3 -	35.594	118.7	40.958	138.0	IN PIT		5:23.054 P	33.08	3:32.430	14:04:51.860	
4 -	OUTLAP	117.3	40.918	154.2	38.449	164.8	2:01.445	88.00	10.821	14:06:53.305	
5 -	35.100	133.9	39.229	160.5	37.792	162.0	1:52.121	95.32	1.497	14:08:45.426	
6 -	34.845	133.6	39.106	160.9	37.596	162.8	1:51.547	95.81	0.923	14:10:36.973	
7 -	37.649	127.3	39.612	154.2	38.394	162.0	1:55.655	92.41	5.031	14:12:32.628	
8 -	34.751	134.7	39.095	162.8	37.250	163.2	1:51.096 (3)	96.20	0.472	14:14:23.724	
9 -	34.598	135.0	38.951	160.9	37.075	164.4	1:50.624 (1)	96.61		14:16:14.348	
10 -	34.717	138.6	38.912	164.4	IN PIT		3:24.988 P	52.14	1:34.364	14:19:39.336	
11 -	OUTLAP	106.8	42.536	150.1	38.942	162.0	2:05.684	85.03	15.060	14:21:45.020	
12 -	34.719	136.1	39.085	152.8	38.375	163.6	1:52.179	95.27	1.555	14:23:37.199	
13 -	34.651	136.6	38.901	162.8	37.406	162.8	1:50.958 (2)	96.32	0.334	14:25:28.157	

P8 14 Tim NEAVE		Yamaha - Edwards Yamaha									
IDEAL LAP TIME : 1:50.790		BEST LAP TIME : 1:50.958				DIFFERENCE : 0.168					
LAP	SECTOR 1	SECTOR 2		SECTOR 3		LAP TIME	MPH	DIFF	TIME OF DAY		
1 -	OUTLAP	119.1	43.981	131.0	42.534	161.7	2:10.768	81.73	19.810	13:57:36.704	
2 -	38.827	110.5	43.268	132.3	41.629	163.6	2:03.724	86.38	12.766	13:59:40.428	
3 -	36.413	128.3	39.810	151.1	39.075	164.8	1:55.298	92.69	4.340	14:01:35.726	
4 -	35.946	134.4	39.637	159.7	38.152	164.8	1:53.735	93.97	2.777	14:03:29.461	
5 -	35.161	129.0	40.626	159.4	38.325	165.2	1:54.112	93.66	3.154	14:05:23.573	
6 -	35.436	133.9	39.458	164.0	38.027	163.6	1:52.921	94.65	1.963	14:07:16.494	
7 -	38.046	122.2	41.096	162.4	IN PIT		5:20.629 P	33.33	3:29.671	14:12:37.123	
8 -	OUTLAP	123.8	41.078	166.5	38.368	164.0	2:02.785	87.04	11.827	14:14:39.908	
9 -	35.252	135.5	39.302	165.2	37.401	164.8	1:51.955	95.46	0.997	14:16:31.863	
10 -	34.905	135.5	39.303	171.1	37.347	164.8	1:51.555 (3)	95.80	0.597	14:18:23.418	
11 -	34.780	136.1	39.168	172.9	37.021	164.8	1:50.969 (2)	96.31	0.011	14:20:14.387	
12 -	34.875	134.4	46.752	147.4	42.781	164.8	2:04.408	85.91	13.450	14:22:18.795	
13 -	39.092	121.5	43.403	159.0	39.512	165.6	2:02.007	87.60	11.049	14:24:20.802	
14 -	34.912	136.9	38.989	172.5	37.057	163.2	1:50.958 (1)	96.32		14:26:11.760	

P9 77 Brent HARRAN		Honda - Optimum Bikes Racing									
IDEAL LAP TIME : 1:51.005		BEST LAP TIME : 1:51.005				DIFFERENCE : 0.000					
LAP	SECTOR 1	SECTOR 2		SECTOR 3		LAP TIME	MPH	DIFF	TIME OF DAY		
1 -	OUTLAP	111.4	42.933	131.5	42.814	162.8	2:12.517	80.65	21.512	13:57:38.133	
2 -	37.429	113.9	42.320	142.7	40.043	163.6	1:59.792	89.22	8.787	13:59:37.925	
3 -	36.149	124.5	40.747	143.7	38.739	164.0	1:55.635	92.42	4.630	14:01:33.560	
4 -	35.612	122.9	40.602	149.4	38.469	164.0	1:54.683	93.19	3.678	14:03:28.243	
5 -	35.604	129.8	39.935	156.7	38.160	164.4	1:53.699	94.00	2.694	14:05:21.942	
6 -	35.573	127.3	39.834	155.7	IN PIT		7:11.462 P	24.77	5:20.457	14:12:33.404	
7 -	OUTLAP	107.3	42.868	148.4	38.169	165.2	2:07.309	83.95	16.304	14:14:40.713	
8 -	35.256	124.5	39.338	156.7	37.381	165.2	1:51.975	95.45	0.970	14:16:32.688	
9 -	34.951	125.6	39.156	160.5	37.156	166.1	1:51.263 (2)	96.06	0.258	14:18:23.951	
10 -	34.903	128.5	39.048	162.0	37.054	166.9	1:51.005 (1)	96.28		14:20:14.956	
11 -	35.050	129.0	42.791	140.3	41.144	164.4	1:58.985	89.82	7.980	14:22:13.941	
12 -	37.024	107.7	47.984	148.1	37.837	165.2	2:02.845	87.00	11.840	14:24:16.786	
13 -	34.993	126.6	39.148	157.9	37.318	164.8	1:51.459 (3)	95.89	0.454	14:26:08.245	

QUALIFYING - SECTOR ANALYSIS



SECTOR 1 = FL to I1, SECTOR 2 = I1 to I2, SECTOR 3 = I2 to FL, DIFF = Difference To Personal Best Lap, P = Crossed Finish Line in Pit Lane, D = Time Disallowed

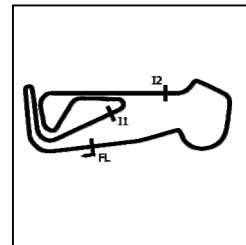
P10 57		Levi DAY					Suzuki - Powerslide Motorcycles Racing				
IDEAL LAP TIME : 1:50.986		BEST LAP TIME : 1:51.163					DIFFERENCE : 0.177				
LAP	SECTOR 1	SECTOR 2		SECTOR 3		LAP TIME	MPH	DIFF	TIME OF DAY		
1 -	OUTLAP	111.6	46.209	124.2	IN PIT	8:49.155	P 20.19	6:57.992	14:03:55.573		
2 -	OUTLAP	116.3	42.391	140.3	40.317	160.1	2:08.003	83.49	16.840	14:06:03.576	
3 -	36.543	128.8	40.166	162.8	38.178	161.3	1:54.887	93.03	3.724	14:07:58.463	
4 -	35.565	131.8	39.656	154.6	38.155	161.7	1:53.376	94.27	2.213	14:09:51.839	
5 -	35.168	133.9	39.231	167.3	37.671	162.0	1:52.070	95.36	0.907	14:11:43.909	
6 -	38.151	103.0	44.761	162.4	39.126	162.8	2:02.038	87.57	10.875	14:13:45.947	
7 -	35.243	133.1	39.208	166.9	37.688	163.2	1:52.139	95.31	0.976	14:15:38.086	
8 -	41.253	106.6	47.580	149.4	38.229	163.6	2:07.062	84.11	15.899	14:17:45.148	
9 -	35.111	132.6	39.115	165.6	37.762	162.4	1:51.988 (3)	95.43	0.825	14:19:37.136	
10 -	34.824	135.8	39.079	168.1	37.260	163.6	1:51.163 (1)	96.14		14:21:28.299	
11 -	41.872	101.2	44.535	159.7	43.721	162.4	2:10.128	82.13	18.965	14:23:38.427	
12 -	35.113	136.3	38.986	170.3	37.176	164.4	1:51.275 (2)	96.05	0.112	14:25:29.702	

P11 8		Lewis ROLLO					Honda - Milenco by Padgetts Motorcycles				
IDEAL LAP TIME : 1:50.994		BEST LAP TIME : 1:51.230					DIFFERENCE : 0.236				
LAP	SECTOR 1	SECTOR 2		SECTOR 3		LAP TIME	MPH	DIFF	TIME OF DAY		
1 -	OUTLAP	87.1	44.569	127.8	44.263	162.8	2:26.999	72.70	35.769	13:58:05.061	
2 -	36.579	123.1	40.374	148.4	39.300	167.7	1:56.253	91.93	5.023	14:00:01.314	
3 -	35.738	124.7	39.736	149.7	38.677	165.2	1:54.151 (3)	93.63	2.921	14:01:55.465	
4 -	35.628	126.8	39.615	141.2	IN PIT		5:30.381	P 32.35	3:39.151	14:07:25.846	
5 -	OUTLAP	118.1	40.898	150.8	38.882	164.8	2:03.770	86.35	12.540	14:09:29.616	
6 -	35.854	107.3	41.918	137.7	IN PIT		10:52.330	P 16.38	9:01.100	14:20:21.946	
7 -	OUTLAP	125.2	39.703	153.5	38.015	164.8	2:02.908	86.96	11.678	14:22:24.854	
8 -	34.796	132.3	38.880	155.3	37.598	165.6	1:51.274 (2)	96.05	0.044	14:24:16.128	
9 -	34.936	129.5	38.976	157.5	37.318	164.4	1:51.230 (1)	96.08		14:26:07.358	

P12 5		Richard KERR					Honda - AMD Motorsport				
IDEAL LAP TIME : 1:51.545		BEST LAP TIME : 1:51.616					DIFFERENCE : 0.071				
LAP	SECTOR 1	SECTOR 2		SECTOR 3		LAP TIME	MPH	DIFF	TIME OF DAY		
1 -	OUTLAP	88.4	44.998	118.5	44.730	164.0	2:21.859	75.34	30.243	13:58:06.194	
2 -	35.980	127.8	40.183	140.1	39.491	165.2	1:55.654	92.41	4.038	14:00:01.848	
3 -	35.654	127.8	39.694	145.8	38.302	166.1	1:53.650	94.04	2.034	14:01:55.498	
4 -	34.938	133.6	39.382	146.8	38.092	166.1	1:52.412 (3)	95.07	0.796	14:03:47.910	
5 -	35.162	130.0	39.495	152.8	38.806	164.0	1:53.463	94.19	1.847	14:05:41.373	
6 -	40.649	105.1	40.460	148.1	IN PIT		5:55.631	P 30.05	4:04.015	14:11:37.004	
7 -	OUTLAP	109.1	44.271	147.4	39.559	163.6	2:06.005	84.82	14.389	14:13:43.009	
8 -	35.190	132.8	39.361	149.4	37.990	163.6	1:52.541	94.97	0.925	14:15:35.550	
9 -	34.872	130.8	39.201	160.5	37.551	166.5	1:51.624 (2)	95.75	0.008	14:17:27.174	
10 -	41.038	90.1	44.807	152.5	41.030	164.4	2:06.875	84.24	15.259	14:19:34.049	
11 -	36.490	125.6	41.293	152.5	37.499	166.5	1:55.282	92.71	3.666	14:21:29.331	
12 -	37.346	124.0	43.916	144.0	39.628	164.8	2:00.890	88.41	9.274	14:23:30.221	
13 -	34.855	133.9	39.191	162.0	37.570	165.6	1:51.616 (1)	95.75		14:25:21.837	

P13 18		Shaun WINFIELD					Honda - TAG Racing Honda				
IDEAL LAP TIME : 1:51.815		BEST LAP TIME : 1:51.815					DIFFERENCE : 0.000				
LAP	SECTOR 1	SECTOR 2		SECTOR 3		LAP TIME	MPH	DIFF	TIME OF DAY		
1 -	OUTLAP	104.6	43.334	117.3	42.436	163.6	2:10.340	82.00	18.525	13:57:17.266	
2 -	36.333	123.1	41.053	138.6	40.075	165.2	1:57.461	90.99	5.646	13:59:14.727	
3 -	35.758	129.0	39.948	145.5	38.634	163.6	1:54.340	93.47	2.525	14:01:09.067	
4 -	35.621	135.5	39.857	145.8	38.668	163.2	1:54.146	93.63	2.331	14:03:03.213	
5 -	35.811	133.1	40.577	137.5	IN PIT		9:48.006	P 18.17	7:56.191	14:12:51.219	
6 -	OUTLAP	117.9	42.711	144.3	38.458	160.5	2:02.550	87.21	10.735	14:14:53.769	
7 -	35.204	131.5	39.525	158.6	37.808	164.4	1:52.537 (3)	94.97	0.722	14:16:46.306	
8 -	35.280	127.0	39.408	154.6	37.695	166.5	1:52.383 (2)	95.10	0.568	14:18:38.689	
9 -	37.839	109.2	41.732	141.2	IN PIT		2:17.776	P 77.57	25.961	14:20:56.465	
10 -	OUTLAP	130.3	39.602	154.6	37.783	164.0	1:56.636	91.63	4.821	14:22:53.101	
11 -	35.330	131.8	39.530	155.7	37.872	163.2	1:52.732	94.80	0.917	14:24:45.833	
12 -	35.010	132.8	39.329	158.2	37.476	165.2	1:51.815 (1)	95.58		14:26:37.648	

QUALIFYING - SECTOR ANALYSIS



SECTOR 1 = FL to I1, SECTOR 2 = I1 to I2, SECTOR 3 = I2 to FL, DIFF = Difference To Personal Best Lap, P = Crossed Finish Line in Pit Lane, D = Time Disallowed

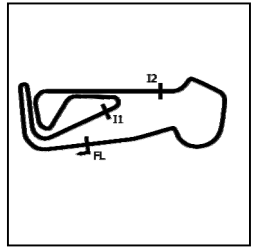
P14 27		Bjorn ESTMENT					Suzuki - Specsavers Suzuki by Hawk Racing				
IDEAL LAP TIME : 1:51.668		BEST LAP TIME : 1:51.901					DIFFERENCE : 0.233				
LAP	SECTOR 1	SECTOR 2		SECTOR 3		LAP TIME	MPH	DIFF	TIME OF DAY		
1 -	OUTLAP	112.5	44.062	127.3	42.932	157.5	2:13.463	80.08	21.562	13:57:22.752	
2 -	38.924	119.1	43.042	131.0	IN PIT		9:26.990 P	18.85	7:35.089	14:06:49.742	
3 -	OUTLAP	117.3	42.176	147.1	39.076	160.1	2:05.149	85.40	13.248	14:08:54.891	
4 -	35.516	123.8	39.892	152.8	38.739	158.2	1:54.147	93.63	2.246	14:10:49.038	
5 -	35.442	131.3	49.574	146.8	39.775	159.7	2:04.791	85.64	12.890	14:12:53.829	
6 -	35.272	127.0	39.807	156.7	38.104	162.0	1:53.183	94.43	1.282	14:14:47.012	
7 -	42.008	90.0	40.672	156.4	38.118	159.7	2:00.798	88.47	8.897	14:16:47.810	
8 -	34.916	132.1	39.322	153.2	37.680	163.2	1:51.918 (2)	95.49	0.017	14:18:39.728	
9 -	37.429	99.7	41.396	137.5	39.302	159.0	1:58.127	90.47	6.226	14:20:37.855	
10 -	44.585	89.7	43.028	151.4	39.597	160.9	2:07.210	84.01	15.309	14:22:45.065	
11 -	34.795	128.8	39.393	151.4	37.713	164.0	1:51.901 (1)	95.51		14:24:36.966	
12 -	34.961	130.0	39.193	161.3	37.796	160.9	1:51.950 (3)	95.47	0.049	14:26:28.916	

P15 40		Joe FRANCIS					Kawasaki - Stauff Fluid Power Kawasaki				
IDEAL LAP TIME : 1:51.441		BEST LAP TIME : 1:51.994					DIFFERENCE : 0.553				
LAP	SECTOR 1	SECTOR 2		SECTOR 3		LAP TIME	MPH	DIFF	TIME OF DAY		
1 -	OUTLAP	127.0	41.928	117.3	41.862	160.1	2:07.750	83.66	15.756	13:57:29.178	
2 -	35.777	121.7	40.643	130.8	40.761	159.7	1:57.181	91.21	5.187	13:59:26.359	
3 -	35.227	135.8	39.703	150.4	38.045	160.1	1:52.975	94.60	0.981	14:01:19.334	
4 -	35.116	136.6	39.547	162.4	37.837	160.5	1:52.500 (3)	95.00	0.506	14:03:11.834	
5 -	35.832	113.9	41.246	153.2	IN PIT		8:48.518 P	20.22	6:56.524	14:12:00.352	
6 -	OUTLAP	133.6	40.307	164.4	37.974	159.7	1:56.500	91.74	4.506	14:13:56.852	
7 -	35.084	135.8	39.608	166.1	37.425	160.5	1:52.117 (2)	95.32	0.123	14:15:48.969	
8 -	35.093	136.9	39.251	165.6	37.650	161.3	1:51.994 (1)	95.43		14:17:40.963	
9 -	37.048	107.0	44.820	148.4	39.891	159.7	2:01.759	87.78	9.765	14:19:42.722	
10 -	35.002	134.2	39.556	164.0	40.545	160.9	1:55.103	92.85	3.109	14:21:37.825	
11 -	34.765	134.2	39.284	162.4	IN PIT		2:45.950 P	64.40	53.956	14:24:23.775	
12 -	OUTLAP	131.3	41.781	149.4	39.072	151.8	1:59.853	89.17	7.859	14:26:23.628	

P16 24		Conor CUMMINS					Honda - Milenco by Padgetts Motorcycles				
IDEAL LAP TIME : 1:52.126		BEST LAP TIME : 1:52.126					DIFFERENCE : 0.000				
LAP	SECTOR 1	SECTOR 2		SECTOR 3		LAP TIME	MPH	DIFF	TIME OF DAY		
1 -	OUTLAP	90.8	49.650	106.1	46.312	160.5	2:30.733	70.90	38.607	13:58:01.553	
2 -	40.322	101.0	43.639	127.8	41.254	161.7	2:05.215	85.35	13.089	14:00:06.768	
3 -	36.025	129.3	40.229	148.7	38.595	164.4	1:54.849 (3)	93.06	2.723	14:02:01.617	
4 -	37.004	127.0	40.306	149.4	38.450	161.7	1:55.760	92.32	3.634	14:03:57.377	
5 -	35.931	124.9	44.695	121.7	IN PIT		5:20.253 P	33.37	3:28.127	14:09:17.630	
6 -	OUTLAP	107.2	44.358	148.4	38.832	161.3	2:14.517	79.45	22.391	14:11:32.147	
7 -	35.200	130.3	39.594	157.1	37.600	162.8	1:52.394 (2)	95.09	0.268	14:13:24.541	
8 -	49.602	78.0	1:09.916	128.8	IN PIT		5:37.555 P	31.66	3:45.429	14:19:02.096	
9 -	OUTLAP	104.0	44.325	148.7	38.570	160.9	2:10.418	81.95	18.292	14:21:12.514	
10 -	36.745	129.3	57.088	108.0	44.246	165.6	2:18.079	77.40	25.953	14:23:30.593	
11 -	35.146	130.8	39.443	159.0	37.537	164.0	1:52.126 (1)	95.32		14:25:22.719	

P17 55		Ash BEECH					Honda - Jones Dorling Racing				
IDEAL LAP TIME : 1:52.120		BEST LAP TIME : 1:52.269					DIFFERENCE : 0.149				
LAP	SECTOR 1	SECTOR 2		SECTOR 3		LAP TIME	MPH	DIFF	TIME OF DAY		
1 -	OUTLAP	107.7	44.721	124.7	42.477	164.0	2:15.091	79.11	22.822	13:57:23.565	
2 -	38.285	117.1	42.514	138.3	40.025	163.2	2:00.824	88.45	8.555	13:59:24.389	
3 -	35.848	125.6	40.076	149.1	39.052	154.2	1:54.976	92.95	2.707	14:01:19.365	
4 -	35.529	129.0	39.558	152.1	37.850	165.6	1:52.937 (3)	94.63	0.668	14:03:12.302	
5 -	35.159	129.8	39.611	154.2	38.303	165.6	1:53.073	94.52	0.804	14:05:05.375	
6 -	38.433	122.0	42.223	153.2	IN PIT		7:29.259 P	23.79	5:36.990	14:12:34.634	
7 -	OUTLAP	98.5	42.186	135.8	45.641	163.2	2:13.936	79.79	21.667	14:14:48.570	
8 -	36.172	131.5	39.653	160.1	38.248	164.4	1:54.073	93.69	1.804	14:16:42.643	
9 -	35.087	132.1	39.338	159.4	37.844	162.8	1:52.269 (1)	95.20		14:18:34.912	
10 -	34.950	133.9	39.534	161.3	37.832	162.8	1:52.316 (2)	95.16	0.047	14:20:27.228	

QUALIFYING - SECTOR ANALYSIS



SECTOR 1 = FL to I1, SECTOR 2 = I1 to I2, SECTOR 3 = I2 to FL, DIFF = Difference To Personal Best Lap, P = Crossed Finish Line in Pit Lane, D = Time Disallowed

P18 59		Matt TRUELOVE					Aprilia - IN Competition / Aprilia			
IDEAL LAP TIME : 1:52.419		BEST LAP TIME : 1:52.494			DIFFERENCE : 0.075					
LAP	SECTOR 1	SECTOR 2		SECTOR 3		LAP TIME	MPH	DIFF	TIME OF DAY	
1 -	OUTLAP	111.1	43.126	129.0	42.635	161.7	2:10.651	81.80	18.157	13:57:15.483
2 -	37.023	123.3	42.277	132.3	41.137	163.2	2:00.437	88.74	7.943	13:59:15.920
3 -	35.736	126.3	40.177	152.1	39.666	163.2	1:55.579	92.47	3.085	14:01:11.499
4 -	35.702	131.0	40.061	151.1	40.435	163.6	1:56.198	91.98	3.704	14:03:07.697
5 -	35.462	131.5	39.948	154.2	38.562	164.0	1:53.972 (2)	93.77	1.478	14:05:01.669
6 -	37.564	117.5	40.649	153.5	39.060	162.4	1:57.273	91.13	4.779	14:06:58.942
7 -	35.743	127.5	40.654	154.6	38.884	162.4	1:55.281 (3)	92.71	2.787	14:08:54.223
8 -	35.717	129.5	39.865	151.1	IN PIT		4:55.157 P	36.21	3:02.663	14:13:49.380
9 -	OUTLAP	125.9	40.091	158.2	38.665	163.6	2:01.958	87.63	9.464	14:15:51.338
10 -	35.111	129.5	39.327	161.7	38.056	164.0	1:52.494 (1)	95.01		14:17:43.832
11 -	37.277	119.8	40.635	159.4	38.154	164.8	1:56.066	92.08	3.572	14:19:39.898
12 -	36.034	122.4	40.366	158.2	38.938	164.8	1:55.338	92.66	2.844	14:21:35.236

P19 12		Mark CHIODO					Yamaha - Tamworth Yamaha by Alpinestars			
IDEAL LAP TIME : 1:52.161		BEST LAP TIME : 1:52.526			DIFFERENCE : 0.365					
LAP	SECTOR 1	SECTOR 2		SECTOR 3		LAP TIME	MPH	DIFF	TIME OF DAY	
1 -	OUTLAP	100.9	45.416	112.9	44.638	162.8	2:18.732	77.04	26.206	13:57:58.802
2 -	36.897	128.8	40.861	138.3	40.223	163.2	1:57.981	90.59	5.455	13:59:56.783
3 -	35.556	132.6	40.333	147.1	39.157	164.0	1:55.046 (3)	92.90	2.520	14:01:51.829
4 -	40.629	125.2	41.240	134.2	IN PIT		9:48.499 P	18.16	7:55.973	14:11:40.328
5 -	OUTLAP	123.5	41.449	154.9	39.307	162.8	2:04.236	86.03	11.710	14:13:44.564
6 -	35.387	133.4	39.597	155.7	38.338	164.4	1:53.322 (2)	94.31	0.796	14:15:37.886
7 -	34.829	133.9	39.373	154.2	38.324	165.2	1:52.526 (1)	94.98		14:17:30.412
8 -	37.444	122.9	51.716	120.0	39.637	164.0	2:08.797	82.98	16.271	14:19:39.209
9 -	36.250	128.5	40.282	157.1	38.858	163.6	1:55.390	92.62	2.864	14:21:34.599

P20 99		Ben LUXTON					BMW - Team XG Racing			
IDEAL LAP TIME : 1:52.605		BEST LAP TIME : 1:52.607			DIFFERENCE : 0.002					
LAP	SECTOR 1	SECTOR 2		SECTOR 3		LAP TIME	MPH	DIFF	TIME OF DAY	
1 -	OUTLAP	98.5	44.393	120.2	44.196	164.0	2:17.429	77.77	24.822	13:57:26.230
2 -	38.704	110.0	41.724	135.2	40.399	165.2	2:00.827	88.45	8.220	13:59:27.057
3 -	36.669	117.5	41.232	136.1	39.210	166.1	1:57.111	91.26	4.504	14:01:24.168
4 -	36.038	117.7	40.214	144.0	38.447	166.5	1:54.699	93.18	2.092	14:03:18.867
5 -	35.729	120.4	40.221	142.7	38.381	165.2	1:54.331 (3)	93.48	1.724	14:05:13.198
6 -	39.133	100.4	47.094	127.8	IN PIT		7:23.015 P	24.12	5:30.408	14:12:36.213
7 -	OUTLAP	118.5	41.886	142.1	38.492	164.8	2:04.947	85.54	12.340	14:14:41.160
8 -	35.435	120.0	39.542	154.9	37.630	166.1	1:52.607 (1)	94.91		14:16:33.767
9 -	38.808	110.9	44.364	115.3	39.341	164.8	2:02.513	87.24	9.906	14:18:36.280
10 -	36.321	113.9	46.612	136.6	38.826	166.1	2:01.759	87.78	9.152	14:20:38.039
11 -	39.149	114.3	41.466	146.8	IN PIT		2:17.790 P	77.56	25.183	14:22:55.829
12 -	OUTLAP	118.7	40.191	151.4	38.170	166.5	2:00.526	88.67	7.919	14:24:56.355
13 -	35.433	121.3	40.011	148.4	38.474	165.6	1:53.918 (2)	93.82	1.311	14:26:50.273

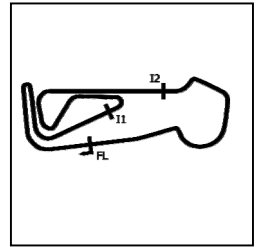
P21 7		Kade VERWEY					BMW - Team XG Racing			
IDEAL LAP TIME : 1:53.042		BEST LAP TIME : 1:53.042			DIFFERENCE : 0.000					
LAP	SECTOR 1	SECTOR 2		SECTOR 3		LAP TIME	MPH	DIFF	TIME OF DAY	
1 -	OUTLAP	103.0	44.266	118.9	44.475	163.2	2:13.465	80.08	20.423	13:57:25.775
2 -	38.027	116.1	41.477	130.0	41.121	163.2	2:00.625	88.60	7.583	13:59:26.400
3 -	36.415	118.5	40.875	140.6	39.390	164.0	1:56.680	91.60	3.638	14:01:23.080
4 -	35.914	128.5	39.963	144.6	38.927	164.4	1:54.804 (3)	93.09	1.762	14:03:17.884
5 -	36.107	124.7	40.807	137.7	IN PIT		9:27.912 P	18.81	7:34.870	14:12:45.796
6 -	OUTLAP	122.0	40.660	146.2	39.415	164.8	2:00.497	88.69	7.455	14:14:46.293
7 -	35.665	123.8	39.858	152.8	38.259	165.6	1:53.782 (2)	93.93	0.740	14:16:40.075
8 -	35.451	128.0	39.632	160.9	37.959	165.2	1:53.042 (1)	94.54		14:18:33.117
9 -	35.763	125.9	41.031	152.5	38.171	166.1	1:54.965	92.96	1.923	14:20:28.082
10 -	40.630	114.9	40.419	143.3	IN PIT		2:28.235 P	72.10	35.193	14:22:56.317
11 -	OUTLAP	121.3	40.315	151.4	38.330	165.6	1:58.435	90.24	5.393	14:24:54.752
12 -	35.741	120.4	43.551	148.7	IN PIT		2:27.355 P	72.53	34.313	14:27:22.107

MCRCB BULLETIN TK182

2022 Bennetts British Superbike Championship - Round 8

2022 Pirelli National Superstock Championship with MotoNovo

QUALIFYING - SECTOR ANALYSIS



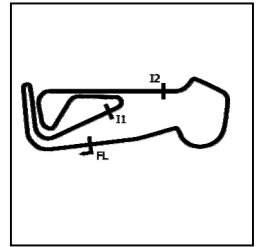
SECTOR 1 = FL to I1, SECTOR 2 = I1 to I2, SECTOR 3 = I2 to FL, DIFF = Difference To Personal Best Lap, P = Crossed Finish Line in Pit Lane, D = Time Disallowed

P22		2		TJ TOMS		Kawasaki - Platform Hire Racing					
IDEAL LAP TIME : 1:52.824		BEST LAP TIME : 1:53.064		DIFFERENCE : 0.240							
LAP		SECTOR 1		SECTOR 2		SECTOR 3		LAP TIME	MPH	DIFF	TIME OF DAY
1 -	OUTLAP	93.8		45.940	112.7	43.992	162.8	2:17.745	77.59	24.681	13:57:59.169
2 -		38.363	114.9	41.740	122.0	40.274	161.7	2:00.377	88.78	7.313	13:59:59.546
3 -		35.935	121.3	40.316	138.0	38.998	162.0	1:55.249	92.73	2.185	14:01:54.795
4 -		35.630	127.8	40.051	148.4	38.546	164.0	1:54.227	93.56	1.163	14:03:49.022
5 -		35.371	128.3	40.621	147.1	38.992	162.4	1:54.984	92.95	1.920	14:05:44.006
6 -		35.556	126.1	41.278	144.3	IN PIT		5:38.247	P 31.59	3:45.183	14:11:22.253
7 -	OUTLAP	125.6		40.639	154.2	38.554	161.7	2:00.062	89.02	6.998	14:13:22.315
8 -		35.518	125.9	39.940	161.7	38.067	162.8	1:53.525	(3) 94.14	0.461	14:15:15.840
9 -		35.377	121.7	39.685	160.9	38.002	162.8	1:53.064	(1) 94.53		14:17:08.904
10 -		35.307	123.3	40.503	147.4	IN PIT		3:03.225	P 58.33	1:10.161	14:20:12.129
11 -	OUTLAP	128.5		39.790	153.2	38.326	162.0	1:58.073	90.52	5.009	14:22:10.202
12 -		35.347	126.1	39.807	145.8	38.388	162.4	1:53.542	94.13	0.478	14:24:03.744
13 -		35.210	131.5	39.612	160.5	38.502	157.5	1:53.324	(2) 94.31	0.260	14:25:57.068

P23		56		Richard WHITE		BMW - Trackdudes Motorcycle Test & Trackdays					
IDEAL LAP TIME : 1:53.175		BEST LAP TIME : 1:53.323		DIFFERENCE : 0.148							
LAP		SECTOR 1		SECTOR 2		SECTOR 3		LAP TIME	MPH	DIFF	TIME OF DAY
1 -	OUTLAP	109.2		43.254	115.7	42.535	166.1	2:10.314	82.01	16.991	13:57:17.739
2 -		37.198	117.7	40.860	128.3	40.513	166.5	1:58.571	90.14	5.248	13:59:16.310
3 -		35.826	117.5	39.877	144.3	39.889	164.8	1:55.592	92.46	2.269	14:01:11.902
4 -		35.605	121.7	39.823	152.5	38.945	163.2	1:54.373	93.44	1.050	14:03:06.275
5 -		35.692	121.7	40.018	141.2	39.059	163.6	1:54.769	93.12	1.446	14:05:01.044
6 -		36.163	119.1	40.359	145.5	38.949	164.0	1:55.471	92.56	2.148	14:06:56.515
7 -		35.924	119.4	39.869	149.1	38.857	164.8	1:54.650	93.22	1.327	14:08:51.165
8 -		35.915	118.3	40.073	149.4	IN PIT		5:50.975	P 30.45	3:57.652	14:14:42.140
9 -	OUTLAP	116.3		39.752	149.4	38.272	168.6	2:02.256	87.42	8.933	14:16:44.396
10 -		35.786	118.9	39.758	154.2	38.552	165.6	1:54.096	93.67	0.773	14:18:38.492
11 -		35.516	117.3	39.878	151.4	38.095	165.6	1:53.489	(2) 94.17	0.166	14:20:31.981
12 -		35.633	117.9	39.589	148.1	38.101	166.5	1:53.323	(1) 94.31		14:22:25.304
13 -		35.497	120.9	40.458	152.5	39.418	163.2	1:55.373	92.63	2.050	14:24:20.677
14 -		35.681	127.0	39.583	157.1	38.573	162.0	1:53.837	(3) 93.88	0.514	14:26:14.514

P24		19		Joe TALBOT		Kawasaki - Cheshire Mouldings Kawasaki by JR Performance					
IDEAL LAP TIME : 1:53.302		BEST LAP TIME : 1:53.575		DIFFERENCE : 0.273							
LAP		SECTOR 1		SECTOR 2		SECTOR 3		LAP TIME	MPH	DIFF	TIME OF DAY
1 -	OUTLAP	86.5		47.805	102.2	IN PIT		9:03.085	P 19.68	7:09.510	14:04:49.432
2 -	OUTLAP	114.5		41.834	141.2	40.767	158.6	2:03.820	86.31	10.245	14:06:53.252
3 -		35.945	133.1	40.094	144.6	38.877	160.1	1:54.916	93.00	1.341	14:08:48.168
4 -		38.196	93.0	42.846	138.6	IN PIT		6:37.064	P 26.91	4:43.489	14:15:25.232
5 -	OUTLAP	121.5		40.369	157.9	38.543	159.0	2:00.071	89.01	6.496	14:17:25.303
6 -		35.627	131.8	43.370	142.1	39.030	160.5	1:58.027	90.55	4.452	14:19:23.330
7 -		35.569	126.3	40.000	159.0	38.166	160.5	1:53.735	(2) 93.97	0.160	14:21:17.065
8 -		35.425	131.3	39.840	161.3	38.310	159.4	1:53.575	(1) 94.10		14:23:10.640
9 -		35.391	135.5	39.745	157.5	38.701	155.7	1:53.837	(3) 93.88	0.262	14:25:04.477

QUALIFYING - SECTOR ANALYSIS



SECTOR 1 = FL to I1, SECTOR 2 = I1 to I2, SECTOR 3 = I2 to FL, DIFF = Difference To Personal Best Lap, P = Crossed Finish Line in Pit Lane, D = Time Disallowed

P25 31		Sam COX		BMW - Sam Cox Racing						
IDEAL LAP TIME : 1:54.139		BEST LAP TIME : 1:54.519		DIFFERENCE : 0.380						
LAP	SECTOR 1	SECTOR 2	SECTOR 3	LAP TIME	MPH	DIFF	TIME OF DAY			
1 -	OUTLAP	90.8	49.387	106.5	IN PIT	10:49.099	P	16.46	8:54.580	14:05:56.441
2 -	OUTLAP	112.5	41.989	135.8	39.815	160.5	2:05.541	85.13	11.022	14:08:01.982
3 -	36.816	124.2	40.970	140.1	39.597	160.9	1:57.383	91.05	2.864	14:09:59.365
4 -	36.316	121.3	40.893	146.8	38.791	161.3	1:56.000	92.13	1.481	14:11:55.365
5 -	36.305	120.6	40.582	151.8	38.679	162.4	1:55.566	92.48	1.047	14:13:50.931
6 -	35.847	123.8	40.429	147.8	38.243	162.4	1:54.519 (1)	93.33		14:15:45.450
7 -	35.580	116.3	40.725	142.4	IN PIT	3:00.630	P	59.17	1:06.111	14:18:46.080
8 -	OUTLAP	123.5	40.964	147.8	38.587	161.3	2:00.500	88.69	5.981	14:20:46.580
9 -	35.904	120.2	40.328	149.1	38.382	161.3	1:54.614 (2)	93.25	0.095	14:22:41.194
10 -	36.920	122.0	40.324	146.8	38.235	160.5	1:55.479	92.55	0.960	14:24:36.673
11 -	36.178	122.0	40.417	150.8	38.327	161.7	1:54.922 (3)	93.00	0.403	14:26:31.595

P26 25		Jorel BOERBOOM		Kawasaki - G&S Bict Groep Racing						
IDEAL LAP TIME : 1:54.794		BEST LAP TIME : 1:54.854		DIFFERENCE : 0.060						
LAP	SECTOR 1	SECTOR 2	SECTOR 3	LAP TIME	MPH	DIFF	TIME OF DAY			
1 -	OUTLAP	115.1	43.195	130.8	42.092	160.1	2:10.531	81.88	15.677	13:57:15.570
2 -	36.971	129.8	41.470	138.0	40.747	158.2	1:59.188	89.67	4.334	13:59:14.758
3 -	36.411	121.1	40.704	145.5	40.217	162.4	1:57.332	91.09	2.478	14:01:12.090
4 -	36.005	123.1	40.470	148.1	39.392	161.7	1:55.867	92.24	1.013	14:03:07.957
5 -	37.054	124.9	41.089	151.4	39.246	159.0	1:57.389	91.04	2.535	14:05:05.346
6 -	36.462	124.0	40.876	151.8	39.388	159.4	1:56.726	91.56	1.872	14:07:02.072
7 -	36.330	120.9	41.116	153.2	39.213	159.0	1:56.659	91.61	1.805	14:08:58.731
8 -	36.560	124.0	40.759	155.7	39.270	159.4	1:56.589	91.67	1.735	14:10:55.320
9 -	37.780	123.5	43.454	142.1	IN PIT	4:37.425	P	38.52	2:42.571	14:15:32.745
10 -	OUTLAP	116.1	41.543	154.2	39.238	159.7	2:03.865	86.28	9.011	14:17:36.610
11 -	36.235	124.2	40.774	153.9	38.862	159.4	1:55.871	92.24	1.017	14:19:32.481
12 -	35.933	129.5	40.410	157.1	38.699	159.7	1:55.042 (2)	92.90	0.188	14:21:27.523
13 -	35.936	128.8	40.397	153.5	38.793	159.7	1:55.126 (3)	92.83	0.272	14:23:22.649
14 -	35.759	131.0	40.457	157.1	38.638	160.5	1:54.854 (1)	93.05		14:25:17.503

P27 30		Rob McNEALY		BMW - McNealy Brown						
IDEAL LAP TIME : 1:54.977		BEST LAP TIME : 1:55.136		DIFFERENCE : 0.159						
LAP	SECTOR 1	SECTOR 2	SECTOR 3	LAP TIME	MPH	DIFF	TIME OF DAY			
1 -	OUTLAP	103.7	45.076	126.3	44.255	154.9	2:17.818	77.55	22.682	13:57:26.194
2 -	37.886	115.5	42.028	137.2	40.797	158.2	2:00.711	88.54	5.575	13:59:26.905
3 -	36.365	122.0	41.207	141.5	39.553	157.1	1:57.125	91.25	1.989	14:01:24.030
4 -	36.816	120.4	40.806	138.3	IN PIT	11:11.465	P	15.91	9:16.329	14:12:35.495
5 -	OUTLAP	93.0	42.412	142.1	45.692	157.9	2:13.602	79.99	18.466	14:14:49.097
6 -	36.324	125.2	40.249	149.7	38.563	157.9	1:55.136 (1)	92.83		14:16:44.233
7 -	36.433	119.8	40.450	142.4	38.611	158.6	1:55.494 (3)	92.54	0.358	14:18:39.727
8 -	36.215	119.6	40.464	140.1	38.513	158.2	1:55.192 (2)	92.78	0.056	14:20:34.919
9 -	37.706	123.8	41.457	147.4	IN PIT	4:11.110	P	42.56	2:15.974	14:24:46.029

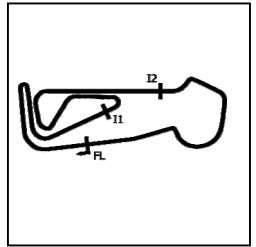
P28 94		Max STANTON		BMW - PHR Performance						
IDEAL LAP TIME : 1:54.873		BEST LAP TIME : 1:55.266		DIFFERENCE : 0.393						
LAP	SECTOR 1	SECTOR 2	SECTOR 3	LAP TIME	MPH	DIFF	TIME OF DAY			
1 -	OUTLAP	99.7	45.406	121.1	45.241	161.7	2:17.587	77.68	22.321	13:57:46.591
2 -	39.145	107.5	43.068	124.7	41.727	160.9	2:03.940	86.23	8.674	13:59:50.531
3 -	36.968	124.7	42.500	136.9	40.401	160.9	1:59.869	89.16	4.603	14:01:50.400
4 -	36.324	122.4	41.131	138.3	39.913	162.0	1:57.368	91.06	2.102	14:03:47.768
5 -	36.544	125.4	41.009	142.7	39.719	162.0	1:57.272	91.13	2.006	14:05:45.040
6 -	36.159	131.8	40.334	150.1	40.113	161.3	1:56.606 (3)	91.65	1.340	14:07:41.646
7 -	38.330	113.9	44.071	120.2	IN PIT	7:42.574	P	23.10	5:47.308	14:15:24.220
8 -	OUTLAP	117.5	42.471	140.9	39.581	162.0	2:09.245	82.69	13.979	14:17:33.465
9 -	36.022	120.2	53.494	77.9	41.214	162.8	2:10.730	81.75	15.464	14:19:44.195
10 -	35.978	131.8	40.383	152.5	38.905	162.8	1:55.266 (1)	92.72		14:21:39.461
11 -	35.762	131.5	40.206	145.8	48.104	162.4	2:04.072	86.14	8.806	14:23:43.533
12 -	35.877	131.5	40.304	149.4	39.522	161.3	1:55.703 (2)	92.37	0.437	14:25:39.236

MCRCB BULLETIN TK182

2022 Bennetts British Superbike Championship - Round 8

2022 Pirelli National Superstock Championship with MotoNovo

QUALIFYING - SECTOR ANALYSIS



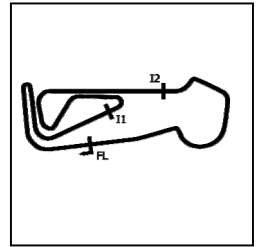
SECTOR 1 = FL to I1, SECTOR 2 = I1 to I2, SECTOR 3 = I2 to FL, DIFF = Difference To Personal Best Lap, P = Crossed Finish Line in Pit Lane, D = Time Disallowed

P29 39		Max MORGAN					Kawasaki - MSS Performance				
IDEAL LAP TIME : 1:55.276		BEST LAP TIME : 1:55.276					DIFFERENCE : 0.000				
LAP	SECTOR 1	SECTOR 2		SECTOR 3		LAP TIME	MPH	DIFF	TIME OF DAY		
1 -	OUTLAP	113.3	43.551	125.2	44.145	159.4	2:11.749	81.12	16.473	13:57:38.679	
2 -	37.770	113.5	42.955	124.2	42.212	160.5	2:02.937	86.93	7.661	13:59:41.616	
3 -	36.911	118.5	42.001	128.8	40.633	160.1	1:59.545	89.40	4.269	14:01:41.161	
4 -	36.807	115.5	42.541	137.2	IN PIT		5:37.777	P	31.64	3:42.501	14:07:18.938
5 -	OUTLAP	116.9	41.884	150.1	39.633	157.5	2:03.700	86.40	8.424	14:09:22.638	
6 -	36.385	116.1	41.642	154.9	39.152	157.9	1:57.179	91.21	1.903	14:11:19.817	
7 -	36.448	119.1	40.828	161.7	38.843	157.9	1:56.119	(3)	92.04	0.843	14:13:15.936
8 -	36.112	118.5	40.838	160.9	38.691	158.6	1:55.641	(2)	92.42	0.365	14:15:11.577
9 -	36.281	128.0	41.078	158.2	38.842	157.9	1:56.201	91.97	0.925	14:17:07.778	
10 -	35.913	124.2	40.713	163.6	38.650	158.2	1:55.276	(1)	92.71		14:19:03.054
11 -	37.219	118.5	41.705	145.5	39.364	159.7	1:58.288	90.35	3.012	14:21:01.342	
12 -	36.219	123.1	41.378	145.2	39.616	159.4	1:57.213	91.18	1.937	14:22:58.555	
13 -	37.585	108.2	47.074	130.5	IN PIT		2:44.051	P	65.15	48.775	14:25:42.606

P30 76		Luke VERWEY					BMW - WSE Racing				
IDEAL LAP TIME : 1:55.897		BEST LAP TIME : 1:56.359					DIFFERENCE : 0.462				
LAP	SECTOR 1	SECTOR 2		SECTOR 3		LAP TIME	MPH	DIFF	TIME OF DAY		
1 -	OUTLAP	97.8	48.285	122.9	44.320	161.7	2:25.012	73.70	28.653	13:57:58.231	
2 -	39.210	110.9	42.381	133.1	41.338	163.2	2:02.929	86.94	6.570	14:00:01.160	
3 -	38.599	122.6	41.307	144.3	39.901	163.6	1:59.807	89.21	3.448	14:02:00.967	
4 -	37.005	124.2	40.981	141.5	39.978	163.2	1:57.964	90.60	1.605	14:03:58.931	
5 -	36.966	119.6	41.060	145.2	39.668	163.2	1:57.694	90.81	1.335	14:05:56.625	
6 -	37.201	120.6	40.912	142.7	40.491	161.7	1:58.604	90.11	2.245	14:07:55.229	
7 -	37.558	123.8	40.924	141.2	39.705	162.8	1:58.187	90.43	1.828	14:09:53.416	
8 -	36.783	126.3	40.743	144.3	39.304	163.6	1:56.830	(3)	91.48	0.471	14:11:50.246
9 -	36.638	123.8	41.133	147.4	39.494	164.0	1:57.265	91.14	0.906	14:13:47.511	
10 -	36.568	123.8	40.773	139.8	39.181	164.0	1:56.522	(2)	91.72	0.163	14:15:44.033
11 -	36.670	122.6	40.683	143.0	39.006	163.2	1:56.359	(1)	91.85		14:17:40.392
12 -	36.208	128.3	41.008	143.7	39.713	164.8	1:56.929	91.40	0.570	14:19:37.321	
13 -	38.530	116.3	46.319	116.7	IN PIT		2:45.634	P	64.52	49.275	14:22:22.955

P31 73		David BROOK					Honda - Guildford Audio by Brook Motorsport				
IDEAL LAP TIME : 1:56.338		BEST LAP TIME : 1:56.578					DIFFERENCE : 0.240				
LAP	SECTOR 1	SECTOR 2		SECTOR 3		LAP TIME	MPH	DIFF	TIME OF DAY		
1 -	OUTLAP	103.2	47.705	117.9	46.412	159.0	2:21.974	75.28	25.396	13:57:34.128	
2 -	41.109	109.2	43.658	124.2	42.356	160.9	2:07.123	84.07	10.545	13:59:41.251	
3 -	37.855	118.1	42.107	138.0	41.408	160.5	2:01.370	88.06	4.792	14:01:42.621	
4 -	37.494	119.4	41.626	143.3	40.693	159.7	1:59.813	89.20	3.235	14:03:42.434	
5 -	37.209	129.0	41.698	148.4	40.587	159.0	1:59.494	89.44	2.916	14:05:41.928	
6 -	37.216	129.0	41.536	149.7	IN PIT		7:48.449	P	22.81	5:51.871	14:13:30.377
7 -	OUTLAP	127.0	41.397	157.1	39.566	158.6	2:02.591	87.18	6.013	14:15:32.968	
8 -	36.665	121.7	40.896	150.8	39.479	159.4	1:57.040	91.31	0.462	14:17:30.008	
9 -	36.547	128.3	40.887	151.8	39.331	159.4	1:56.765	(3)	91.53	0.187	14:19:26.773
10 -	36.389	128.5	40.867	151.4	39.480	159.4	1:56.736	(2)	91.55	0.158	14:21:23.509
11 -	36.229	124.7	41.107	143.0	39.242	160.9	1:56.578	(1)	91.68		14:23:20.087
12 -	36.420	125.2	41.183	154.6	39.344	156.4	1:56.947	91.39	0.369	14:25:17.034	

QUALIFYING - SECTOR ANALYSIS



SECTOR 1 = FL to I1, SECTOR 2 = I1 to I2, SECTOR 3 = I2 to FL, DIFF = Difference To Personal Best Lap, P = Crossed Finish Line in Pit Lane, D = Time Disallowed

P32 22		Dave MACKAY					Suzuki - True Heroes Racing			
IDEAL LAP TIME : 1:56.817		BEST LAP TIME : 1:56.910					DIFFERENCE : 0.093			
LAP	SECTOR 1	SECTOR 2		SECTOR 3		LAP TIME	MPH	DIFF	TIME OF DAY	
1 -	OUTLAP	106.1	47.298	108.9	46.500	154.2	2:23.162	74.65	26.252	13:57:34.857
2 -	39.921	111.4	43.738	127.3	41.919	156.0	2:05.578	85.11	8.668	13:59:40.435
3 -	37.622	120.4	42.199	123.3	40.433	155.7	2:00.254	88.87	3.344	14:01:40.689
4 -	37.001	118.5	41.664	137.5	39.791	155.7	1:58.456	90.22	1.546	14:03:39.145
5 -	36.871	115.7	41.463	130.5	39.982	156.4	1:58.316	90.33	1.406	14:05:37.461
6 -	37.553	116.1	42.810	145.8	39.612	153.9	1:59.975	89.08	3.065	14:07:37.436
7 -	36.753	113.9	41.798	142.4	39.832	154.2	1:58.383	90.28	1.473	14:09:35.819
8 -	36.987	112.5	41.666	137.5	39.269	155.3	1:57.922	90.63	1.012	14:11:33.741
9 -	37.014	117.9	41.460	142.1	39.226	156.0	1:57.700	90.80	0.790	14:13:31.441
10 -	36.936	112.9	41.356	138.9	39.352	154.9	1:57.644	90.85	0.734	14:15:29.085
11 -	36.660	119.1	41.152	137.5	39.538	155.7	1:57.350 (2)	91.07	0.440	14:17:26.435
12 -	36.517	117.9	41.205	143.7	39.188	153.2	1:56.910 (1)	91.42		14:19:23.345
13 -	36.772	113.5	41.378	140.3	39.491	155.3	1:57.641	90.85	0.731	14:21:20.986
14 -	36.477	115.9	42.173	134.7	40.263	154.9	1:58.913	89.88	2.003	14:23:19.899
15 -	36.600	117.7	41.602	144.3	39.401	155.7	1:57.603 (3)	90.88	0.693	14:25:17.502

P33 79		Jason BURRILL					BMW - Burrill Racing			
IDEAL LAP TIME : 2:00.723		BEST LAP TIME : 2:00.968					DIFFERENCE : 0.245			
LAP	SECTOR 1	SECTOR 2		SECTOR 3		LAP TIME	MPH	DIFF	TIME OF DAY	
1 -	OUTLAP	103.7	47.302	113.9	45.635	153.2	2:19.404	76.66	18.436	13:59:21.168
2 -	40.132	110.1	44.980	123.1	42.725	156.7	2:07.837	83.60	6.869	14:01:29.005
3 -	38.875	118.1	43.762	131.8	41.627	157.1	2:04.264	86.01	3.296	14:03:33.269
4 -	38.579	118.7	43.285	140.6	41.471	155.7	2:03.335	86.65	2.367	14:05:36.604
5 -	38.358	116.3	43.062	127.3	41.452	154.9	2:02.872	86.98	1.904	14:07:39.476
6 -	38.847	118.3	43.541	136.9	IN PIT		11:01.580 P	16.15	9:00.612	14:18:41.056
7 -	OUTLAP	112.0	43.947	134.4	41.156	156.7	2:08.428	83.22	7.460	14:20:49.484
8 -	37.886	115.7	42.625	131.5	40.669	156.7	2:01.180 (3)	88.20	0.212	14:22:50.664
9 -	37.863	117.1	42.375	136.6	40.941	159.4	2:01.179 (2)	88.20	0.211	14:24:51.843
10 -	37.679	118.5	42.608	135.5	40.681	158.6	2:00.968 (1)	88.35		14:26:52.811

MCRCB BULLETIN TK183

2022 Bennetts British Superbike Championship - Round 8

2022 Pirelli National Superstock Championship with MotoNovo

QUALIFYING - BEST SECTORS

SECTOR 1			SECTOR 2			SECTOR 3			IDEAL / BEST COMPARISON						
POS	NO	NAME	TIME	NO	NAME	TIME	NO	NAME	TIME	POS	NO	NAME	IDEAL	BEST	DIFF
													PERFECT LAP	1:49.429	
1	74	TODD	34.272	74	TODD	38.467	86	NESBITT	36.690	1	74	TODD	1:49.506	1:49.574	0.068
2	86	NESBITT	34.328	4	LINFOOT	38.556	74	TODD	36.767	2	86	NESBITT	1:49.815	1:50.062	0.247
3	3	McCONNELL	34.368	75	OLSEN	38.607	75	OLSEN	36.772	3	75	OLSEN	1:49.841	1:49.841	0.000
4	4	LINFOOT	34.437	3	McCONNELL	38.747	51	ELLIOTT	36.885	4	4	LINFOOT	1:49.939	1:50.010	0.071
5	75	OLSEN	34.462	86	NESBITT	38.797	4	LINFOOT	36.946	5	3	McCONNELL	1:50.149	1:50.225	0.076
6	51	ELLIOTT	34.531	51	ELLIOTT	38.816	14	NEAVE	37.021	6	51	ELLIOTT	1:50.232	1:50.232	0.000
7	21	WARD	34.598	8	ROLLO	38.880	3	McCONNELL	37.034	7	21	WARD	1:50.574	1:50.624	0.050
8	40	FRANCIS	34.765	21	WARD	38.901	77	HARRAN	37.054	8	14	NEAVE	1:50.790	1:50.958	0.168
9	14	NEAVE	34.780	57	DAY	38.986	21	WARD	37.075	9	57	DAY	1:50.986	1:51.163	0.177
10	27	ESTMENT	34.795	14	NEAVE	38.989	57	DAY	37.176	10	8	ROLLO	1:50.994	1:51.230	0.236
11	8	ROLLO	34.796	12	CHIODO	39.033	8	ROLLO	37.318	11	77	HARRAN	1:51.005	1:51.005	0.000
12	12	CHIODO	34.804	77	HARRAN	39.048	40	FRANCIS	37.425	12	40	FRANCIS	1:51.441	1:51.994	0.553
13	57	DAY	34.824	5	KERR	39.191	18	WINFIELD	37.476	13	5	KERR	1:51.545	1:51.616	0.071
14	5	KERR	34.855	27	ESTMENT	39.193	5	KERR	37.499	14	27	ESTMENT	1:51.668	1:51.901	0.233
15	77	HARRAN	34.903	40	FRANCIS	39.251	24	CUMMINS	37.537	15	18	WINFIELD	1:51.815	1:51.815	0.000
16	55	BEECH	34.950	59	TRUELOVE	39.327	99	LUXTON	37.630	16	55	BEECH	1:52.120	1:52.269	0.149
17	18	WINFIELD	35.010	18	WINFIELD	39.329	27	ESTMENT	37.680	17	24	CUMMINS	1:52.126	1:52.126	0.000
18	59	TRUELOVE	35.036	55	BEECH	39.338	55	BEECH	37.832	18	12	CHIODO	1:52.161	1:52.526	0.365
19	24	CUMMINS	35.146	24	CUMMINS	39.443	7	VERWEY	37.959	19	59	TRUELOVE	1:52.419	1:52.494	0.075
20	2	TOMS	35.210	99	LUXTON	39.542	2	TOMS	38.002	20	99	LUXTON	1:52.605	1:52.607	0.002
21	19	TALBOT	35.391	56	WHITE	39.583	59	TRUELOVE	38.056	21	2	TOMS	1:52.824	1:53.064	0.240
22	99	LUXTON	35.433	2	TOMS	39.612	56	WHITE	38.095	22	7	VERWEY	1:53.042	1:53.042	0.000
23	7	VERWEY	35.451	7	VERWEY	39.632	19	TALBOT	38.166	23	56	WHITE	1:53.175	1:53.323	0.148
24	56	WHITE	35.497	19	TALBOT	39.745	31	COX	38.235	24	19	TALBOT	1:53.302	1:53.575	0.273
25	31	COX	35.580	94	STAINTON	40.206	12	CHIODO	38.324	25	31	COX	1:54.139	1:54.519	0.380
26	25	BOERBOOM	35.759	30	McNEALY	40.249	30	McNEALY	38.513	26	25	BOERBOOM	1:54.794	1:54.854	0.060
27	94	STAINTON	35.762	31	COX	40.324	25	BOERBOOM	38.638	27	94	STAINTON	1:54.873	1:55.266	0.393
28	39	MORGAN	35.913	25	BOERBOOM	40.397	39	MORGAN	38.650	28	30	McNEALY	1:54.977	1:55.136	0.159
29	76	VERWEY	36.208	76	VERWEY	40.683	94	STAINTON	38.905	29	39	MORGAN	1:55.276	1:55.276	0.000
30	30	McNEALY	36.215	39	MORGAN	40.713	76	VERWEY	39.006	30	76	VERWEY	1:55.897	1:56.359	0.462
31	73	BROOK	36.229	73	BROOK	40.867	22	MACKAY	39.188	31	73	BROOK	1:56.338	1:56.578	0.240
32	22	MACKAY	36.477	22	MACKAY	41.152	73	BROOK	39.242	32	22	MACKAY	1:56.817	1:56.910	0.093
33	79	BURRILL	37.679	79	BURRILL	42.375	79	BURRILL	40.669	33	79	BURRILL	2:00.723	2:00.968	0.245

MCRCB BULLETIN TK184**2022 Bennetts British Superbike Championship - Round 8****2022 Pirelli National Superstock Championship with MotoNovo****QUALIFYING - BEST SPEEDS**

POS	INTERMEDIATE 1			INTERMEDIATE 2			FINISH LINE		
	NO	NAME	MPH	NO	NAME	MPH	NO	NAME	MPH
1	21	WARD	138.6	74	TODD	173.8	74	TODD	169.4
2	74	TODD	138.3	14	NEAVE	172.9	75	OLSEN	169.4
3	3	McCONNELL	138.3	57	DAY	170.3	56	WHITE	168.6
4	51	ELLIOTT	137.5	75	OLSEN	169.4	4	LINFOOT	168.1
5	12	CHIODO	137.5	86	NESBITT	169.4	8	ROLLO	167.7
6	4	LINFOOT	137.2	4	LINFOOT	168.6	77	HARRAN	166.9
7	14	NEAVE	136.9	51	ELLIOTT	167.3	5	KERR	166.5
8	40	FRANCIS	136.9	40	FRANCIS	166.1	18	WINFIELD	166.5
9	57	DAY	136.3	21	WARD	164.4	99	LUXTON	166.5
10	75	OLSEN	136.1	3	McCONNELL	163.6	51	ELLIOTT	166.1
11	18	WINFIELD	135.5	39	MORGAN	163.6	7	VERWEY	166.1
12	19	TALBOT	135.5	77	HARRAN	162.0	14	NEAVE	165.6
13	86	NESBITT	135.2	5	KERR	162.0	24	CUMMINS	165.6
14	5	KERR	133.9	59	TRUELOVE	161.7	55	BEECH	165.6
15	55	BEECH	133.9	2	TOMS	161.7	86	NESBITT	165.2
16	8	ROLLO	132.3	27	ESTMENT	161.3	12	CHIODO	165.2
17	27	ESTMENT	132.1	55	BEECH	161.3	21	WARD	164.8
18	94	STANTON	131.8	12	CHIODO	161.3	59	TRUELOVE	164.8
19	59	TRUELOVE	131.5	19	TALBOT	161.3	76	VERWEY	164.8
20	2	TOMS	131.5	7	VERWEY	160.9	3	McCONNELL	164.4
21	25	BOERBOOM	131.0	24	CUMMINS	159.0	57	DAY	164.4
22	24	CUMMINS	130.8	18	WINFIELD	158.6	27	ESTMENT	164.0
23	77	HARRAN	129.8	8	ROLLO	157.5	2	TOMS	164.0
24	73	BROOK	129.0	56	WHITE	157.1	94	STANTON	162.8
25	7	VERWEY	128.5	25	BOERBOOM	157.1	31	COX	162.4
26	76	VERWEY	128.3	73	BROOK	157.1	25	BOERBOOM	162.4
27	39	MORGAN	128.0	99	LUXTON	154.9	40	FRANCIS	161.3
28	56	WHITE	127.0	94	STANTON	152.5	73	BROOK	160.9
29	30	McNEALY	125.2	31	COX	151.8	19	TALBOT	160.5
30	31	COX	124.2	30	McNEALY	149.7	39	MORGAN	160.5
31	99	LUXTON	121.3	76	VERWEY	147.4	79	BURRILL	159.4
32	22	MACKAY	120.4	22	MACKAY	145.8	30	McNEALY	158.6
33	79	BURRILL	118.7	79	BURRILL	140.6	22	MACKAY	156.4

MCRCB BULLETIN TK185

2022 Bennetts British Superbike Championship - Round 8

2022 Pirelli National Superstock Championship with MotoNovo

QUALIFYING - STATISTICS

Competitors Started 33
Planned Start 2022-09-10 @ 13:55:00.000
Actual Start 2022-09-10 @ 13:55:01.004
Finish Time 2022-09-10 @ 14:25:01.004
Track Length 2.9689mi.
Total Laps 396
Total Distance Covered 1175.6889mi.

Session Fastest Lap History

NO	NAME	LAP TIME	TIME OF DAY	LAP	VEHICLE
18	Shaun WINFIELD	1:57.461	13:59:14.727	2	Honda
86	Charlie NESBITT	1:56.869	13:59:14.821	2	Suzuki
21	Tom WARD	1:55.438	13:59:28.806	2	Aprilia
74	Davey TODD	1:51.995	14:00:10.651	2	Honda
74	Davey TODD	1:51.147	14:02:01.798	3	Honda
74	Davey TODD	1:50.988	14:05:46.486	5	Honda
86	Charlie NESBITT	1:50.627	14:06:40.600	6	Suzuki
75	Alex OLSEN	1:50.577	14:14:26.232	7	BMW
74	Davey TODD	1:50.204	14:16:22.550	8	Honda
74	Davey TODD	1:49.808	14:18:12.358	9	Honda
74	Davey TODD	1:49.574	14:21:56.756	11	Honda

Flag History

TYPE	TIME OF DAY
GREEN	13:55:01.004
FINISH	14:25:01.004

Flag Statistics

TYPE	COUNT	TOTAL LAPS	TOTAL TIME
Green	1	15	34:30.543
Red	0	0	0.000
Safety Car	0	0	0.000
FCY	0	0	0.000

MCRCB BULLETIN TK186

2022 Bennetts British Superbike Championship - Round 8

2022 Pirelli National Superstock Championship with MotoNovo

QUALIFYING - SESSION NOTES

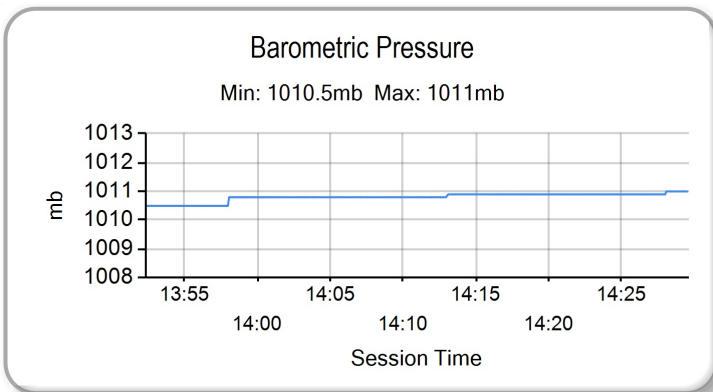
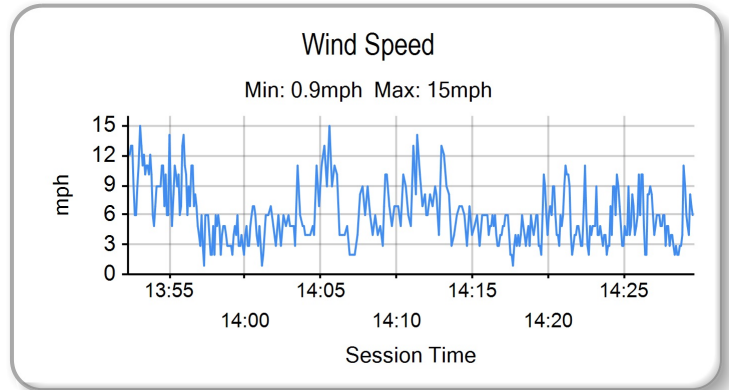
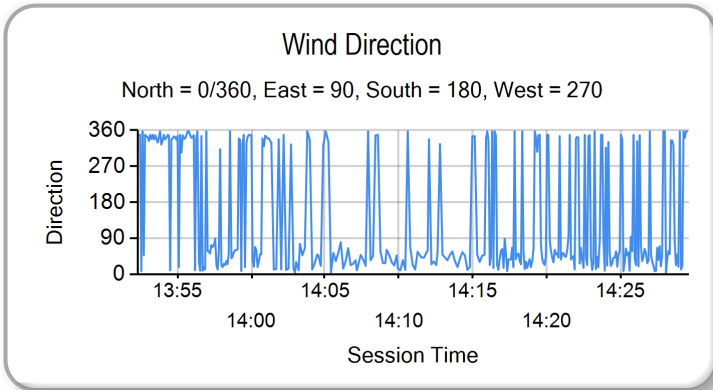
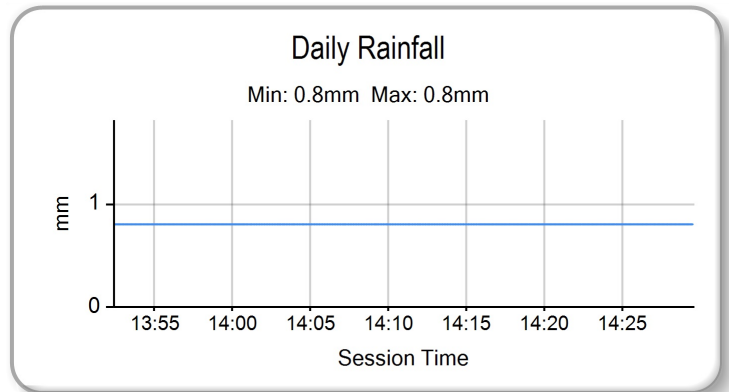
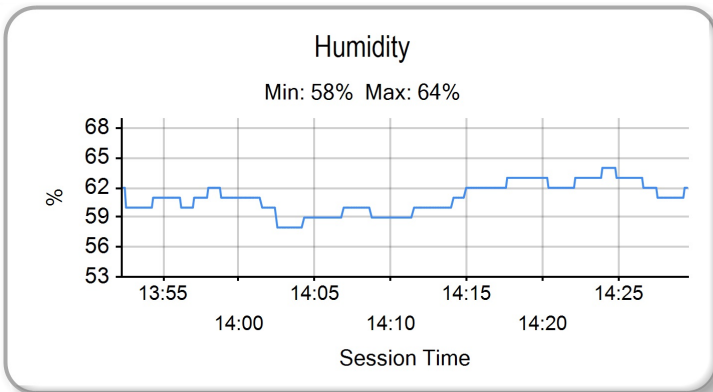
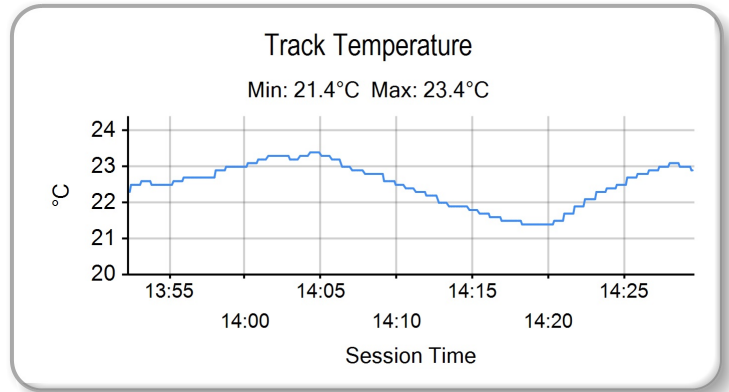
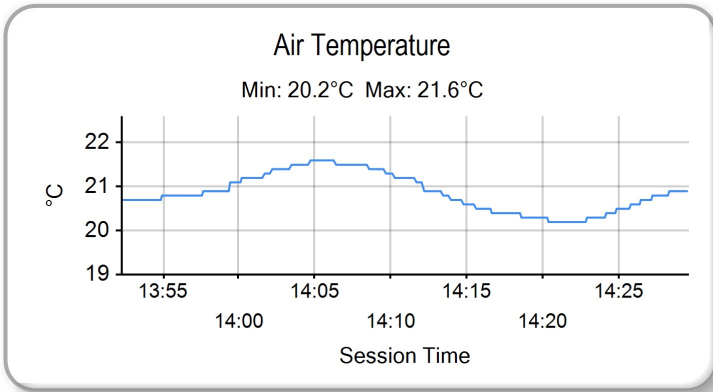
TIME	MESSAGE
14:23:42	NO. 12 FALLER AT T8 BRUNDLE - RIDER OK
14:24:09	NO. 59 FALLER AT T9 NELSON - RIDER OK

MCRCB BULLETIN TK187

2022 Bennetts British Superbike Championship - Round 8

2022 Pirelli National Superstock Championship with MotoNovo

QUALIFYING - WEATHER CONDITIONS





ROW 11			32	22	Dave MACKAY	1:56.910	31	73	David BROOK	1:56.578			
ROW 10	30	76	Luke VERWEY	1:56.359	29	39	Max MORGAN	1:55.276	28	94	Max STANTON	1:55.266	
ROW 9		27	30	Rob McNEALY	1:55.136	26	25	Jorel BOERBOOM	1:54.854	25	31	Sam COX	1:54.519
ROW 8	24	19	Joe TALBOT	1:53.575	23	56	Richard WHITE	1:53.323	22	2	TJ TOMS	1:53.064	
ROW 7		21	7	Kade VERWEY	1:53.042	20	99	Ben LUXTON	1:52.607	19	12	Mark CHIODO	1:52.526
ROW 6	18	59	Matt TRUELOVE	1:52.494	17	55	Ash BEECH	1:52.269	16	24	Conor CUMMINS	1:52.126	
ROW 5		15	40	Joe FRANCIS	1:51.994	14	27	Bjorn ESTMENT	1:51.901	13	18	Shaun WINFIELD	1:51.815
ROW 4	12	5	Richard KERR	1:51.616	11	8	Lewis ROLLO	1:51.230	10	57	Levi DAY	1:51.163	
ROW 3		9	77	Brent HARRAN	1:51.005	8	14	Tim NEAVE	1:50.958	7	21	Tom WARD	1:50.624
ROW 2	6	51	Brayden ELLIOTT	1:50.232	5	3	Billy McCONNELL	1:50.225	4	86	Charlie NESBITT	1:50.062	
ROW 1		3	4	Dan LINFOOT	1:50.010	2	75	Alex OLSEN	1:49.841	1	74	Davey TODD	1:49.574
												Pole	

Snetterton 300: 2.9689 miles

These results are provisional until the conclusion of any judicial and technical matters.

Race Director : <i>S. Higgs</i>	Stewards :	Timekeeper : Richard Evans <i>R. EVANS</i>
<small>Digitally Approved at 14:53 Saturday, 10 September 2022</small>		<small>Digitally Approved at 14:51 Saturday, 10 September 2022</small>

Results can be found at www.britishsuperbike.com

Printed - 14:46 Saturday, 10 September 2022





POS	NO	NAME	NAT	ENTRY	TIME	ON	LAPS	GAP	DIFF	MPH
1	4	Dan LINFOOT	GBR	Honda - Optimum Bikes Racing	1:50.339	5	5			96.86
2	8	Lewis ROLLO	GBR	Honda - Milenco by Padgetts Motorcycles	1:50.465	5	5	0.126	0.126	96.75
3	74	Davey TODD	GBR	Honda - Milenco by Padgetts Motorcycles	1:50.733	5	5	0.394	0.268	96.52
4	86	Charlie NESBITT	GBR	Suzuki - VisionTrack Suzuki	1:50.826	5	5	0.487	0.093	96.44
5	75	Alex OLSEN	GBR	BMW - FHO Racing with Kobelco	1:51.100	5	5	0.761	0.274	96.20
6	57	Levi DAY	AUS	Suzuki - Powerslide Motorcycles Racing	1:51.234	4	4	0.895	0.134	96.08
7	21	Tom WARD	GBR	Aprilia - IN Competition / Aprilia	1:51.251	3	5	0.912	0.017	96.07
8	40	Joe FRANCIS	GBR	Kawasaki - Stauff Fluid Power Kawasaki	1:51.273	4	4	0.934	0.022	96.05
9	51	Brayden ELLIOTT	AUS	Honda - CFS Filtration No Bull Racing	1:51.362	2	4	1.023	0.089	95.97
10	3	Billy McCONNELL	AUS	Honda - C&L Fairburn Properties / Jackson Racing	1:51.405	4	4	1.066	0.043	95.93
11	5	Richard KERR	IRL	Honda - AMD Motorsport	1:51.633	5	5	1.294	0.228	95.74
12	59	Matt TRUELOVE	GBR	Aprilia - IN Competition / Aprilia	1:51.979	4	5	1.640	0.346	95.44
13	18	Shaun WINFIELD	GBR	Honda - TAG Racing Honda	1:52.304	5	5	1.965	0.325	95.17
14	77	Brent HARRAN	RSA	Honda - Optimum Bikes Racing	1:52.358	4	5	2.019	0.054	95.12
15	14	Tim NEAVE	GBR	Yamaha - Edwards Yamaha	1:52.453	3	4	2.114	0.095	95.04
16	19	Joe TALBOT	GBR	Kawasaki - Cheshire Mouldings Kawasaki by JR Perfor	1:52.880	5	5	2.541	0.427	94.68
17	99	Ben LUXTON	GBR	BMW - Team XG Racing	1:53.445	3	5	3.106	0.565	94.21
18	27	Bjorn ESTMENT	RSA	Suzuki - Specsavers Suzuki by Hawk Racing	1:53.495	2	4	3.156	0.050	94.17
19	55	Ash BEECH	GBR	Honda - Jones Dorling Racing	1:53.520	3	4	3.181	0.025	94.15
20	2	TJ TOMS	GBR	Kawasaki - Platform Hire Racing	1:53.769	3	4	3.430	0.249	93.94
21	30	Rob McNEALY	GBR	BMW - McNealy Brown	1:53.939	2	2	3.600	0.170	93.80
22	12	Mark CHIODO	AUS	Yamaha - Tamworth Yamaha by Alpinestars	1:54.024	3	4	3.685	0.085	93.73
23	31	Sam COX	GBR	BMW - Sam Cox Racing	1:54.383	3	5	4.044	0.359	93.44
24	7	Kade VERWEY	GBR	BMW - Team XG Racing	1:54.482	3	4	4.143	0.099	93.36
25	25	Jorel BOERBOOM	NLD	Kawasaki - G&S Bict Groep Racing	1:54.641	3	5	4.302	0.159	93.23
26	56	Richard WHITE	GBR	BMW - Trackdudes Motorcycle Test & Trackdays	1:54.972	5	5	4.633	0.331	92.96
27	39	Max MORGAN	GBR	Kawasaki - MSS Performance	1:55.190	4	4	4.851	0.218	92.78
28	24	Conor CUMMINS	GBR	Honda - Milenco by Padgetts Motorcycles	1:55.201	2	4	4.862	0.011	92.77
29	73	David BROOK	GBR	Honda - Guildford Audio by Brook Motorsport	1:55.266	3	5	4.927	0.065	92.72
30	94	Max STAINTON	GBR	BMW - PHR Performance	1:56.740	4	4	6.401	1.474	91.55

Weather / Track : Cloudy / Dry

Snetterton 300: 2.9689 miles

These results are provisional until the conclusion of any judicial and technical matters.

Date: 11/09/2022 Start: 10:41 Finish: 10:49

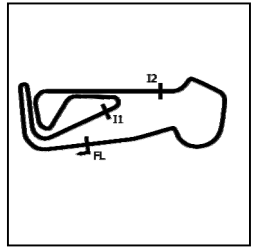
Race Director : Stuart Higgs	Clerk of Course :	Timekeeper : Richard Evans
<i>S. Higgs</i>		<i>R. EVANS</i>
<small>Digitally Approved at 11:00 Sunday, 11 September 2022</small>		<small>Digitally Approved at 10:58 Sunday, 11 September 2022</small>

Results can be found at www.britishsuperbike.com

Printed - 10:53 Sunday, 11 September 2022



WARM UP - SECTOR ANALYSIS



SECTOR 1 = FL to I1, SECTOR 2 = I1 to I2, SECTOR 3 = I2 to FL, DIFF = Difference To Personal Best Lap, P = Crossed Finish Line in Pit Lane, D = Time Disallowed

P1		4		Dan LINFOOT		Honda - Optimum Bikes Racing					
IDEAL LAP TIME :		1:50.339		BEST LAP TIME :		1:50.339		DIFFERENCE : 0.000			
LAP	SECTOR 1	SECTOR 2		SECTOR 3		LAP TIME	MPH	DIFF	TIME OF DAY		
1 -	OUTLAP	121.5	40.703	159.4	37.719	165.2	1:58.346	90.31	8.007	10:43:03.408	
2 -	34.737	135.5	39.297	168.6	37.375	164.8	1:51.409 (3)	95.93	1.070	10:44:54.817	
3 -	34.548	133.1	38.861	167.3	37.219	164.4	1:50.628 (2)	96.61	0.289	10:46:45.445	
4 -	36.991	90.1	40.783	159.7	38.249	165.6	1:56.023	92.12	5.684	10:48:41.468	
5 -	34.522	134.4	38.692	171.1	37.125	165.2	1:50.339 (1)	96.86		10:50:31.807	

P2		8		Lewis ROLLO		Honda - Milenco by Padgetts Motorcycles					
IDEAL LAP TIME :		1:50.266		BEST LAP TIME :		1:50.465		DIFFERENCE : 0.199			
LAP	SECTOR 1	SECTOR 2		SECTOR 3		LAP TIME	MPH	DIFF	TIME OF DAY		
1 -	OUTLAP	113.9	40.372	150.4	37.525	167.3	2:01.327	88.09	10.862	10:43:23.747	
2 -	35.486	127.0	39.386	160.9	37.311	168.1	1:52.183	95.27	1.718	10:45:15.930	
3 -	35.053	127.5	38.913	152.8	37.042	169.0	1:51.008 (2)	96.28	0.543	10:47:06.938	
4 -	34.774	125.2	39.013	156.4	37.695	169.0	1:51.482 (3)	95.87	1.017	10:48:58.420	
5 -	34.973	124.5	38.693	160.5	36.799	168.1	1:50.465 (1)	96.75		10:50:48.885	

P3		74		Davey TODD		Honda - Milenco by Padgetts Motorcycles					
IDEAL LAP TIME :		1:50.343		BEST LAP TIME :		1:50.733		DIFFERENCE : 0.390			
LAP	SECTOR 1	SECTOR 2		SECTOR 3		LAP TIME	MPH	DIFF	TIME OF DAY		
1 -	OUTLAP	117.5	40.396	162.0	37.359	166.1	2:01.983	87.61	11.250	10:43:23.392	
2 -	35.340	130.5	39.162	171.1	37.546	163.2	1:52.048	95.38	1.315	10:45:15.440	
3 -	34.944	130.5	39.166	157.9	37.356	164.0	1:51.466 (3)	95.88	0.733	10:47:06.906	
4 -	34.478	130.0	39.026	158.6	37.716	164.0	1:51.220 (2)	96.09	0.487	10:48:58.126	
5 -	34.868	128.5	38.752	169.0	37.113	165.6	1:50.733 (1)	96.52		10:50:48.859	

P4		86		Charlie NESBITT		Suzuki - VisionTrack Suzuki					
IDEAL LAP TIME :		1:50.813		BEST LAP TIME :		1:50.826		DIFFERENCE : 0.013			
LAP	SECTOR 1	SECTOR 2		SECTOR 3		LAP TIME	MPH	DIFF	TIME OF DAY		
1 -	OUTLAP	128.5	40.304	167.3	37.958	160.1	1:57.760	90.76	6.934	10:43:20.560	
2 -	35.144	133.9	39.591	168.1	37.168	162.4	1:51.903 (3)	95.51	1.077	10:45:12.463	
3 -	36.262	130.5	39.725	163.6	37.371	160.5	1:53.358	94.28	2.532	10:47:05.821	
4 -	34.836	129.0	38.970	159.7	37.139	161.7	1:50.945 (2)	96.33	0.119	10:48:56.766	
5 -	34.759	129.8	38.915	167.7	37.152	166.5	1:50.826 (1)	96.44		10:50:47.592	

P5		75		Alex OLSEN		BMW - FHO Racing with Kobelco					
IDEAL LAP TIME :		1:50.809		BEST LAP TIME :		1:51.100		DIFFERENCE : 0.291			
LAP	SECTOR 1	SECTOR 2		SECTOR 3		LAP TIME	MPH	DIFF	TIME OF DAY		
1 -	OUTLAP	115.9	40.977	138.6	40.286	166.1	2:07.200	84.02	16.100	10:43:15.123	
2 -	35.446	124.7	39.865	151.8	37.872	165.6	1:53.183 (3)	94.43	2.083	10:45:08.306	
3 -	41.114	113.7	39.881	159.0	37.060	165.6	1:58.055	90.53	6.955	10:47:06.361	
4 -	34.812	129.0	38.963	160.1	38.122	168.6	1:51.897 (2)	95.51	0.797	10:48:58.258	
5 -	34.835	124.2	39.231	160.5	37.034	168.1	1:51.100 (1)	96.20		10:50:49.358	

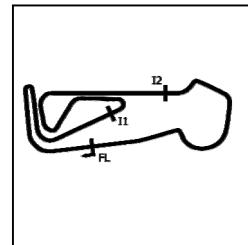
P6		57		Levi DAY		Suzuki - Powerslide Motorcycles Racing					
IDEAL LAP TIME :		1:51.234		BEST LAP TIME :		1:51.234		DIFFERENCE : 0.000			
LAP	SECTOR 1	SECTOR 2		SECTOR 3		LAP TIME	MPH	DIFF	TIME OF DAY		
1 -	OUTLAP	128.0	40.724	153.5	39.022	161.3	2:00.464	88.72	9.230	10:43:54.483	
2 -	35.515	133.1	39.613	169.8	37.614	161.3	1:52.742 (3)	94.80	1.508	10:45:47.225	
3 -	35.251	127.3	39.277	162.8	37.905	162.0	1:52.433 (2)	95.06	1.199	10:47:39.658	
4 -	34.984	129.0	39.023	164.8	37.227	164.8	1:51.234 (1)	96.08		10:49:30.892	

MCRCB BULLETIN TK293

2022 Bennetts British Superbike Championship - Round 8

2022 Pirelli National Superstock Championship with MotoNovo

WARM UP - SECTOR ANALYSIS



SECTOR 1 = FL to I1, SECTOR 2 = I1 to I2, SECTOR 3 = I2 to FL, DIFF = Difference To Personal Best Lap, P = Crossed Finish Line in Pit Lane, D = Time Disallowed

P7 21		Tom WARD					Aprilia - IN Competition / Aprilia			
IDEAL LAP TIME : 1:51.027		BEST LAP TIME : 1:51.251			DIFFERENCE : 0.224					
LAP	SECTOR 1	SECTOR 2		SECTOR 3		LAP TIME	MPH	DIFF	TIME OF DAY	
1 -	OUTLAP	121.7	43.374	145.5	39.803	164.8	2:06.894	84.22	15.643	10:43:15.664
2 -	35.179	119.8	39.869	145.2	39.588	162.0	1:54.636	93.23	3.385	10:45:10.300
3 -	34.796	133.6	39.008	166.9	37.447	164.0	1:51.251 (1)	96.07		10:47:01.551
4 -	35.070	132.6	39.123	166.1	37.223	165.6	1:51.416 (2)	95.92	0.165	10:48:52.967
5 -	37.088	133.9	39.157	148.7	38.327	162.8	1:54.572 (3)	93.28	3.321	10:50:47.539

P8 40		Joe FRANCIS					Kawasaki - Stauff Fluid Power Kawasaki			
IDEAL LAP TIME : 1:51.273		BEST LAP TIME : 1:51.273			DIFFERENCE : 0.000					
LAP	SECTOR 1	SECTOR 2		SECTOR 3		LAP TIME	MPH	DIFF	TIME OF DAY	
1 -	OUTLAP	109.1	41.196	164.0	37.760	161.3	2:05.980	84.83	14.707	10:43:44.040
2 -	35.209	133.1	39.415	158.2	37.822	159.0	1:52.446 (3)	95.05	1.173	10:45:36.486
3 -	35.094	133.9	39.423	166.1	37.325	159.4	1:51.842 (2)	95.56	0.569	10:47:28.328
4 -	34.740	133.1	39.287	166.5	37.246	160.1	1:51.273 (1)	96.05		10:49:19.601

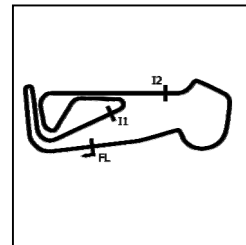
P9 51		Brayden ELLIOTT					Honda - CFS Filtration No Bull Racing			
IDEAL LAP TIME : 1:51.261		BEST LAP TIME : 1:51.362			DIFFERENCE : 0.101					
LAP	SECTOR 1	SECTOR 2		SECTOR 3		LAP TIME	MPH	DIFF	TIME OF DAY	
1 -	OUTLAP	126.1	40.076	161.3	37.936	166.9	2:02.682	87.12	11.320	10:43:55.937
2 -	35.006	127.3	39.180	160.9	37.176	168.1	1:51.362 (1)	95.97		10:45:47.299
3 -	34.916	129.5	39.228	162.4	37.714	165.2	1:51.858 (3)	95.55	0.496	10:47:39.157
4 -	35.027	131.0	39.266	162.8	37.165	166.9	1:51.458 (2)	95.89	0.096	10:49:30.615

P10 3		Billy McCONNELL					Honda - C&L Fairburn Properties / Jackson Racing			
IDEAL LAP TIME : 1:51.318		BEST LAP TIME : 1:51.405			DIFFERENCE : 0.087					
LAP	SECTOR 1	SECTOR 2		SECTOR 3		LAP TIME	MPH	DIFF	TIME OF DAY	
1 -	OUTLAP	124.2	41.595	152.1	39.580	161.7	2:05.731	85.00	14.326	10:43:35.483
2 -	35.092	131.3	39.138	161.7	37.528	162.0	1:51.758 (3)	95.63	0.353	10:45:27.241
3 -	34.822	138.9	39.196	161.3	37.459	162.8	1:51.477 (2)	95.87	0.072	10:47:18.718
4 -	34.721	131.5	39.200	165.6	37.484	163.2	1:51.405 (1)	95.93		10:49:10.123

P11 5		Richard KERR					Honda - AMD Motorsport			
IDEAL LAP TIME : 1:51.534		BEST LAP TIME : 1:51.633			DIFFERENCE : 0.099					
LAP	SECTOR 1	SECTOR 2		SECTOR 3		LAP TIME	MPH	DIFF	TIME OF DAY	
1 -	OUTLAP	115.7	41.810	136.9	38.140	164.0	1:59.941	89.11	8.308	10:43:03.930
2 -	34.894	131.0	39.315	159.7	37.467	165.2	1:51.676 (2)	95.70	0.043	10:44:55.606
3 -	35.102	129.3	39.187	159.4	37.743	163.6	1:52.032	95.40	0.399	10:46:47.638
4 -	34.940	135.2	39.260	161.3	37.566	163.2	1:51.766 (3)	95.62	0.133	10:48:39.404
5 -	34.975	132.3	39.173	162.4	37.485	164.8	1:51.633 (1)	95.74		10:50:31.037

P12 59		Matt TRUELOVE					Aprilia - IN Competition / Aprilia			
IDEAL LAP TIME : 1:51.926		BEST LAP TIME : 1:51.979			DIFFERENCE : 0.053					
LAP	SECTOR 1	SECTOR 2		SECTOR 3		LAP TIME	MPH	DIFF	TIME OF DAY	
1 -	OUTLAP	120.0	41.054	145.2	38.904	164.0	2:01.453	88.00	9.474	10:43:05.746
2 -	35.543	130.8	39.591	157.1	37.651	165.6	1:52.785	94.76	0.806	10:44:58.531
3 -	35.225	125.9	39.511	159.0	37.724	162.8	1:52.460 (3)	95.03	0.481	10:46:50.991
4 -	35.040	128.8	39.311	162.4	37.628	165.2	1:51.979 (1)	95.44		10:48:42.970
5 -	34.987	130.0	39.541	158.6	37.823	163.6	1:52.351 (2)	95.13	0.372	10:50:35.321

WARM UP - SECTOR ANALYSIS



SECTOR 1 = FL to I1, SECTOR 2 = I1 to I2, SECTOR 3 = I2 to FL, DIFF = Difference To Personal Best Lap, P = Crossed Finish Line in Pit Lane, D = Time Disallowed

P13 18		Shaun WINFIELD					Honda - TAG Racing Honda			
IDEAL LAP TIME : 1:52.275		BEST LAP TIME : 1:52.304					DIFFERENCE : 0.029			
LAP	SECTOR 1	SECTOR 2		SECTOR 3		LAP TIME	MPH	DIFF	TIME OF DAY	
1 -	OUTLAP	122.4	40.990	135.2	39.136	168.1	2:00.497	88.69	8.193	10:43:06.422
2 -	36.004	123.5	39.608	159.0	37.629	167.7	1:53.241	94.38	0.937	10:44:59.663
3 -	35.263	129.8	39.570	153.5	37.672	164.8	1:52.505 (3)	95.00	0.201	10:46:52.168
4 -	35.256	130.8	39.418	161.7	37.658	164.8	1:52.332 (2)	95.14	0.028	10:48:44.500
5 -	35.228	124.9	39.425	156.0	37.651	166.1	1:52.304 (1)	95.17		10:50:36.804

P14 77		Brent HARRAN					Honda - Optimum Bikes Racing			
IDEAL LAP TIME : 1:52.358		BEST LAP TIME : 1:52.358					DIFFERENCE : 0.000			
LAP	SECTOR 1	SECTOR 2		SECTOR 3		LAP TIME	MPH	DIFF	TIME OF DAY	
1 -	OUTLAP	116.3	41.411	141.5	38.212	165.6	2:00.058	89.02	7.700	10:43:04.870
2 -	35.401	123.3	40.113	159.4	37.850	165.2	1:53.364	94.28	1.006	10:44:58.234
3 -	35.768	120.4	39.670	156.0	37.689	166.1	1:53.127 (3)	94.47	0.769	10:46:51.361
4 -	35.307	123.8	39.436	161.3	37.615	166.1	1:52.358 (1)	95.12		10:48:43.719
5 -	35.664	123.1	39.512	160.9	37.624	165.6	1:52.800 (2)	94.75	0.442	10:50:36.519

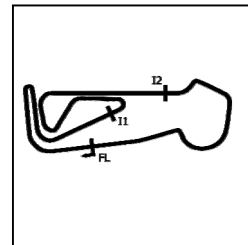
P15 14		Tim NEAVE					Yamaha - Edwards Yamaha			
IDEAL LAP TIME : 1:52.014		BEST LAP TIME : 1:52.453					DIFFERENCE : 0.439			
LAP	SECTOR 1	SECTOR 2		SECTOR 3		LAP TIME	MPH	DIFF	TIME OF DAY	
1 -	OUTLAP	117.1	41.443	151.1	40.123	163.6	2:05.248	85.33	12.795	10:43:14.676
2 -	35.621	129.3	39.964	171.1	37.990	165.2	1:53.575 (2)	94.10	1.122	10:45:08.251
3 -	35.452	133.4	39.504	166.5	37.497	164.4	1:52.453 (1)	95.04		10:47:00.704
4 -	35.013	138.9	51.077	172.5	37.864	166.1	2:03.954 (3)	86.22	11.501	10:49:04.658

P16 19		Joe TALBOT					Kawasaki - Cheshire Mouldings Kawasaki by JR Performance			
IDEAL LAP TIME : 1:52.880		BEST LAP TIME : 1:52.880					DIFFERENCE : 0.000			
LAP	SECTOR 1	SECTOR 2		SECTOR 3		LAP TIME	MPH	DIFF	TIME OF DAY	
1 -	OUTLAP	117.1	41.675	140.6	39.647	157.9	2:01.840	87.72	8.960	10:43:06.252
2 -	35.671	127.3	39.805	164.0	37.854	162.0	1:53.330 (3)	94.30	0.450	10:44:59.582
3 -	35.813	126.6	39.812	159.0	37.843	162.4	1:53.468	94.19	0.588	10:46:53.050
4 -	35.351	124.0	39.749	164.0	37.954	160.9	1:53.054 (2)	94.53	0.174	10:48:46.104
5 -	35.340	127.8	39.731	166.1	37.809	162.8	1:52.880 (1)	94.68		10:50:38.984

P17 99		Ben LUXTON					BMW - Team XG Racing			
IDEAL LAP TIME : 1:53.188		BEST LAP TIME : 1:53.445					DIFFERENCE : 0.257			
LAP	SECTOR 1	SECTOR 2		SECTOR 3		LAP TIME	MPH	DIFF	TIME OF DAY	
1 -	OUTLAP	118.3	40.975	134.2	39.415	167.3	2:01.656	87.85	8.211	10:43:07.235
2 -	35.873	116.7	40.357	148.1	38.124	166.5	1:54.354 (3)	93.46	0.909	10:45:01.589
3 -	35.667	118.3	40.030	152.5	37.748	165.2	1:53.445 (1)	94.21		10:46:55.034
4 -	35.459	122.6	39.981	149.4	44.325	165.6	1:59.765	89.24	6.320	10:48:54.799
5 -	35.947	121.1	40.059	146.5	37.756	168.6	1:53.762 (2)	93.95	0.317	10:50:48.561

P18 27		Bjorn ESTMENT					Suzuki - Specsavers Suzuki by Hawk Racing			
IDEAL LAP TIME : 1:53.368		BEST LAP TIME : 1:53.495					DIFFERENCE : 0.127			
LAP	SECTOR 1	SECTOR 2		SECTOR 3		LAP TIME	MPH	DIFF	TIME OF DAY	
1 -	OUTLAP	116.3	41.064	148.7	38.919	158.6	2:00.051	89.02	6.556	10:43:23.100
2 -	35.553	126.3	40.097	148.7	37.845	163.2	1:53.495 (1)	94.17		10:45:16.595
3 -	35.744	121.3	40.348	144.0	38.309	159.7	1:54.401 (3)	93.42	0.906	10:47:10.996
4 -	35.426	132.3	40.428	159.0	38.288	161.7	1:54.142 (2)	93.63	0.647	10:49:05.138

WARM UP - SECTOR ANALYSIS



SECTOR 1 = FL to I1, SECTOR 2 = I1 to I2, SECTOR 3 = I2 to FL, DIFF = Difference To Personal Best Lap, P = Crossed Finish Line in Pit Lane, D = Time Disallowed

P19 55		Ash BEECH		Honda - Jones Dorling Racing							
IDEAL LAP TIME : 1:53.023		BEST LAP TIME : 1:53.520		DIFFERENCE : 0.497							
LAP	SECTOR 1	SECTOR 2		SECTOR 3		LAP TIME	MPH	DIFF	TIME OF DAY		
1 -	OUTLAP	122.2	42.485	149.7	39.581	165.6	2:03.185	86.76	9.665	10:43:42.304	
2 -	37.329	123.3	40.163	159.0	37.988	165.6	1:55.480 (3)	92.55	1.960	10:45:37.784	
3 -	35.731	128.5	39.534	163.2	38.255	167.3	1:53.520 (1)	94.15		10:47:31.304	
4 -	36.391	127.3	39.669	164.4	37.758	164.8	1:53.818 (2)	93.90	0.298	10:49:25.122	

P20 2		TJ TOMS		Kawasaki - Platform Hire Racing							
IDEAL LAP TIME : 1:52.841		BEST LAP TIME : 1:53.769		DIFFERENCE : 0.928							
LAP	SECTOR 1	SECTOR 2		SECTOR 3		LAP TIME	MPH	DIFF	TIME OF DAY		
1 -	OUTLAP	115.5	41.096	145.8	38.836	164.4	2:02.678	87.12	8.909	10:43:23.248	
2 -	36.443	119.6	39.889	161.7	37.781	164.8	1:54.113 (3)	93.66	0.344	10:45:17.361	
3 -	35.171	120.0	40.325	144.3	38.273	166.9	1:53.769 (1)	93.94		10:47:11.130	
4 -	35.502	123.5	40.596	153.9	37.967	167.3	1:54.065 (2)	93.70	0.296	10:49:05.195	

P21 30		Rob McNEALY		BMW - McNealy Brown							
IDEAL LAP TIME : 1:53.939		BEST LAP TIME : 1:53.939		DIFFERENCE : 0.000							
LAP	SECTOR 1	SECTOR 2		SECTOR 3		LAP TIME	MPH	DIFF	TIME OF DAY		
1 -	OUTLAP	108.9	41.794	138.6	39.143	156.7	2:02.218	87.45	8.279	10:43:16.421	
2 -	35.640	121.7	39.951	149.4	38.348	156.4	1:53.939 (1)	93.80		10:45:10.360	

P22 12		Mark CHIDO		Yamaha - Tamworth Yamaha by Alpinestars							
IDEAL LAP TIME : 1:54.024		BEST LAP TIME : 1:54.024		DIFFERENCE : 0.000							
LAP	SECTOR 1	SECTOR 2		SECTOR 3		LAP TIME	MPH	DIFF	TIME OF DAY		
1 -	OUTLAP	111.4	42.880	144.3	40.250	162.0	2:06.540	84.46	12.516	10:43:42.250	
2 -	36.073	130.3	40.029	159.4	38.841	164.8	1:54.943 (2)	92.98	0.919	10:45:37.193	
3 -	35.441	132.1	39.836	154.9	38.747	163.6	1:54.024 (1)	93.73		10:47:31.217	
4 -	38.269	132.1	40.119	159.7	38.786	165.2	1:57.174 (3)	91.21	3.150	10:49:28.391	

P23 31		Sam COX		BMW - Sam Cox Racing							
IDEAL LAP TIME : 1:54.136		BEST LAP TIME : 1:54.383		DIFFERENCE : 0.247							
LAP	SECTOR 1	SECTOR 2		SECTOR 3		LAP TIME	MPH	DIFF	TIME OF DAY		
1 -	OUTLAP	117.9	41.380	136.9	39.605	163.6	2:01.616	87.88	7.233	10:43:07.227	
2 -	36.302	121.7	40.383	150.1	38.231	163.6	1:54.916 (2)	93.00	0.533	10:45:02.143	
3 -	36.247	123.3	40.053	149.7	38.083	163.2	1:54.383 (1)	93.44		10:46:56.526	
4 -	36.000	121.7	40.297	145.8	39.013	162.8	1:55.310	92.68	0.927	10:48:51.836	
5 -	36.116	114.3	40.446	146.5	38.415	161.7	1:54.977 (3)	92.95	0.594	10:50:46.813	

P24 7		Kade VERWEY		BMW - Team XG Racing							
IDEAL LAP TIME : 1:54.280		BEST LAP TIME : 1:54.482		DIFFERENCE : 0.202							
LAP	SECTOR 1	SECTOR 2		SECTOR 3		LAP TIME	MPH	DIFF	TIME OF DAY		
1 -	OUTLAP	114.7	41.331	141.8	39.514	167.3	2:01.518	87.95	7.036	10:43:08.543	
2 -	36.380	121.5	40.630	150.4	38.593	166.5	1:55.603 (2)	92.45	1.121	10:45:04.146	
3 -	35.880	124.5	40.255	154.9	38.347	166.1	1:54.482 (1)	93.36		10:46:58.628	
4 -	35.678	131.8	45.041	131.0	IN PIT		2:32.348 P	70.15	37.866	10:49:30.976	

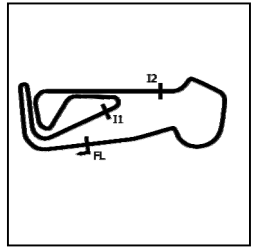
P25 25		Jorel BOERBOOM		Kawasaki - G&S Bict Groep Racing							
IDEAL LAP TIME : 1:54.577		BEST LAP TIME : 1:54.641		DIFFERENCE : 0.064							
LAP	SECTOR 1	SECTOR 2		SECTOR 3		LAP TIME	MPH	DIFF	TIME OF DAY		
1 -	OUTLAP	119.6	41.524	138.0	39.312	162.4	2:02.013	87.59	7.372	10:43:07.854	
2 -	36.182	120.9	40.420	148.4	38.507	161.7	1:55.109 (3)	92.85	0.468	10:45:02.963	
3 -	35.874	121.3	40.250	155.3	38.517	160.9	1:54.641 (1)	93.23		10:46:57.604	
4 -	35.820	129.8	40.366	151.4	38.515	160.9	1:54.701 (2)	93.18	0.060	10:48:52.305	
5 -	36.109	122.6	40.420	148.1	38.694	159.7	1:55.223	92.75	0.582	10:50:47.528	

MCRCB BULLETIN TK293

2022 Bennetts British Superbike Championship - Round 8

2022 Pirelli National Superstock Championship with MotoNovo

WARM UP - SECTOR ANALYSIS



SECTOR 1 = FL to I1, SECTOR 2 = I1 to I2, SECTOR 3 = I2 to FL, DIFF = Difference To Personal Best Lap, P = Crossed Finish Line in Pit Lane, D = Time Disallowed

P26 56		Richard WHITE		BMW - Trackdudes Motorcycle Test & Trackdays						
IDEAL LAP TIME : 1:54.348		BEST LAP TIME : 1:54.972		DIFFERENCE : 0.624						
LAP	SECTOR 1	SECTOR 2		SECTOR 3		LAP TIME	MPH	DIFF	TIME OF DAY	
1 -	OUTLAP	110.3	41.899	133.6	39.887	165.6	2:01.506	87.96	6.534	10:43:06.213
2 -	36.204	113.3	40.525	148.1	38.492	164.8	1:55.221	92.76	0.249	10:45:01.434
3 -	36.140	116.3	40.302	148.7	38.581	165.2	1:55.023 (2)	92.92	0.051	10:46:56.457
4 -	35.790	119.4	40.435	152.1	38.800	164.4	1:55.025 (3)	92.91	0.053	10:48:51.482
5 -	36.236	113.1	40.066	146.2	38.670	164.4	1:54.972 (1)	92.96		10:50:46.454

P27 39		Max MORGAN		Kawasaki - MSS Performance						
IDEAL LAP TIME : 1:55.189		BEST LAP TIME : 1:55.190		DIFFERENCE : 0.001						
LAP	SECTOR 1	SECTOR 2		SECTOR 3		LAP TIME	MPH	DIFF	TIME OF DAY	
1 -	OUTLAP	98.9	42.383	148.7	39.620	159.0	2:03.725	86.38	8.535	10:43:18.843
2 -	36.844	125.9	40.947	152.5	39.027	161.3	1:56.818 (3)	91.49	1.628	10:45:15.661
3 -	36.313	123.8	40.455	157.9	38.590	157.5	1:55.358 (2)	92.65	0.168	10:47:11.019
4 -	36.285	124.7	40.456	162.8	38.449	162.0	1:55.190 (1)	92.78		10:49:06.209

P28 24		Conor CUMMINS		Honda - Milenco by Padgetts Motorcycles						
IDEAL LAP TIME : 1:54.139		BEST LAP TIME : 1:55.201		DIFFERENCE : 1.062						
LAP	SECTOR 1	SECTOR 2		SECTOR 3		LAP TIME	MPH	DIFF	TIME OF DAY	
1 -	OUTLAP	99.4	42.686	147.1	39.054	160.9	2:16.344	78.39	21.143	10:43:27.395
2 -	35.757	130.3	40.557	151.4	38.887	159.4	1:55.201 (1)	92.77		10:45:22.596
3 -	40.336	124.7	40.388	152.5	37.994	160.9	1:58.718 (2)	90.02	3.517	10:47:21.314
4 -	35.839	132.3	45.706	143.7	38.042	161.3	1:59.587 (3)	89.37	4.386	10:49:20.901

P29 73		David BROOK		Honda - Guildford Audio by Brook Motorsport						
IDEAL LAP TIME : 1:54.777		BEST LAP TIME : 1:55.266		DIFFERENCE : 0.489						
LAP	SECTOR 1	SECTOR 2		SECTOR 3		LAP TIME	MPH	DIFF	TIME OF DAY	
1 -	OUTLAP	114.5	41.685	146.8	39.372	161.7	2:01.921	87.66	6.655	10:43:09.529
2 -	36.625	122.6	40.666	154.2	38.657	160.5	1:55.948 (3)	92.17	0.682	10:45:05.477
3 -	36.407	120.0	40.254	154.9	38.605	159.4	1:55.266 (1)	92.72		10:47:00.743
4 -	36.358	120.0	40.578	159.7	39.330	156.0	1:56.266	91.92	1.000	10:48:57.009
5 -	35.918	127.5	41.111	153.5	38.658	160.1	1:55.687 (2)	92.38	0.421	10:50:52.696

P30 94		Max STANTON		BMW - PHR Performance						
IDEAL LAP TIME : 1:56.615		BEST LAP TIME : 1:56.740		DIFFERENCE : 0.125						
LAP	SECTOR 1	SECTOR 2		SECTOR 3		LAP TIME	MPH	DIFF	TIME OF DAY	
1 -	OUTLAP	104.3	43.246	138.9	40.634	165.2	2:06.581	84.43	9.841	10:43:43.322
2 -	36.994	116.3	41.450	154.9	39.127	162.4	1:57.571 (2)	90.90	0.831	10:45:40.893
3 -	37.483	126.3	41.725	156.7	39.959	163.6	1:59.167 (3)	89.68	2.427	10:47:40.060
4 -	36.038	129.3	41.524	157.5	39.178	164.0	1:56.740 (1)	91.55		10:49:36.800

MCRCB BULLETIN TK294

2022 Bennetts British Superbike Championship - Round 8

2022 Pirelli National Superstock Championship with MotoNovo

WARM UP - BEST SECTORS

SECTOR 1			SECTOR 2			SECTOR 3			IDEAL / BEST COMPARISON						
POS	NO	NAME	TIME	NO	NAME	TIME	NO	NAME	TIME	POS	NO	NAME	IDEAL	BEST	DIFF
													PERFECT LAP	1:49.969	
1	74	TODD	34.478	4	LINFOOT	38.692	8	ROLLO	36.799	1	8	ROLLO	1:50.266	1:50.465	0.199
2	4	LINFOOT	34.522	8	ROLLO	38.693	75	OLSEN	37.034	2	4	LINFOOT	1:50.339	1:50.339	0.000
3	3	McCONNELL	34.721	74	TODD	38.752	74	TODD	37.113	3	74	TODD	1:50.343	1:50.733	0.390
4	40	FRANCIS	34.740	86	NESBITT	38.915	4	LINFOOT	37.125	4	75	OLSEN	1:50.809	1:51.100	0.291
5	86	NESBITT	34.759	75	OLSEN	38.963	86	NESBITT	37.139	5	86	NESBITT	1:50.813	1:50.826	0.013
6	8	ROLLO	34.774	21	WARD	39.008	51	ELLIOTT	37.165	6	21	WARD	1:51.027	1:51.251	0.224
7	21	WARD	34.796	57	DAY	39.023	21	WARD	37.223	7	57	DAY	1:51.234	1:51.234	0.000
8	75	OLSEN	34.812	3	McCONNELL	39.138	57	DAY	37.227	8	51	ELLIOTT	1:51.261	1:51.362	0.101
9	5	KERR	34.894	5	KERR	39.173	40	FRANCIS	37.246	9	40	FRANCIS	1:51.273	1:51.273	0.000
10	51	ELLIOTT	34.916	51	ELLIOTT	39.180	3	McCONNELL	37.459	10	3	McCONNELL	1:51.318	1:51.405	0.087
11	57	DAY	34.984	40	FRANCIS	39.287	5	KERR	37.467	11	5	KERR	1:51.534	1:51.633	0.099
12	59	TRUELOVE	34.987	59	TRUELOVE	39.311	14	NEAVE	37.497	12	59	TRUELOVE	1:51.926	1:51.979	0.053
13	14	NEAVE	35.013	18	WINFIELD	39.418	77	HARRAN	37.615	13	14	NEAVE	1:52.014	1:52.453	0.439
14	2	TOMS	35.171	77	HARRAN	39.436	59	TRUELOVE	37.628	14	18	WINFIELD	1:52.275	1:52.304	0.029
15	18	WINFIELD	35.228	14	NEAVE	39.504	18	WINFIELD	37.629	15	77	HARRAN	1:52.358	1:52.358	0.000
16	77	HARRAN	35.307	55	BEECH	39.534	99	LUXTON	37.748	16	2	TOMS	1:52.841	1:53.769	0.928
17	19	TALBOT	35.340	19	TALBOT	39.731	55	BEECH	37.758	17	19	TALBOT	1:52.880	1:52.880	0.000
18	27	ESTMENT	35.426	12	CHIODO	39.836	2	TOMS	37.781	18	55	BEECH	1:53.023	1:53.520	0.497
19	12	CHIODO	35.441	2	TOMS	39.889	19	TALBOT	37.809	19	99	LUXTON	1:53.188	1:53.445	0.257
20	99	LUXTON	35.459	30	McNEALY	39.951	27	ESTMENT	37.845	20	27	ESTMENT	1:53.368	1:53.495	0.127
21	30	McNEALY	35.640	99	LUXTON	39.981	24	CUMMINS	37.994	21	30	McNEALY	1:53.939	1:53.939	0.000
22	7	VERWEY	35.678	31	COX	40.053	31	COX	38.083	22	12	CHIODO	1:54.024	1:54.024	0.000
23	55	BEECH	35.731	56	WHITE	40.066	7	VERWEY	38.347	23	31	COX	1:54.136	1:54.383	0.247
24	24	CUMMINS	35.757	27	ESTMENT	40.097	30	McNEALY	38.348	24	24	CUMMINS	1:54.139	1:55.201	1.062
25	56	WHITE	35.790	25	BOERBOOM	40.250	39	MORGAN	38.449	25	7	VERWEY	1:54.280	1:54.482	0.202
26	25	BOERBOOM	35.820	73	BROOK	40.254	56	WHITE	38.492	26	56	WHITE	1:54.348	1:54.972	0.624
27	73	BROOK	35.918	7	VERWEY	40.255	25	BOERBOOM	38.507	27	25	BOERBOOM	1:54.577	1:54.641	0.064
28	31	COX	36.000	24	CUMMINS	40.388	73	BROOK	38.605	28	73	BROOK	1:54.777	1:55.266	0.489
29	94	STANTON	36.038	39	MORGAN	40.455	12	CHIODO	38.747	29	39	MORGAN	1:55.189	1:55.190	0.001
30	39	MORGAN	36.285	94	STANTON	41.450	94	STANTON	39.127	30	94	STANTON	1:56.615	1:56.740	0.125

MCRCB BULLETIN TK295**2022 Bennetts British Superbike Championship - Round 8****2022 Pirelli National Superstock Championship with MotoNovo****WARM UP - BEST SPEEDS**

POS	INTERMEDIATE 1			INTERMEDIATE 2			FINISH LINE		
	NO	NAME	MPH	NO	NAME	MPH	NO	NAME	MPH
1	3	McCONNELL	138.9	14	NEAVE	172.5	8	ROLLO	169.0
2	14	NEAVE	138.9	4	LINFOOT	171.1	75	OLSEN	168.6
3	4	LINFOOT	135.5	74	TODD	171.1	99	LUXTON	168.6
4	5	KERR	135.2	57	DAY	169.8	51	ELLIOTT	168.1
5	86	NESBITT	133.9	86	NESBITT	168.1	18	WINFIELD	168.1
6	21	WARD	133.9	21	WARD	166.9	55	BEECH	167.3
7	40	FRANCIS	133.9	40	FRANCIS	166.5	2	TOMS	167.3
8	57	DAY	133.1	19	TALBOT	166.1	7	VERWEY	167.3
9	27	ESTMENT	132.3	3	McCONNELL	165.6	86	NESBITT	166.5
10	24	CUMMINS	132.3	55	BEECH	164.4	74	TODD	166.1
11	12	CHiodo	132.1	51	ELLIOTT	162.8	77	HARRAN	166.1
12	7	VERWEY	131.8	39	MORGAN	162.8	14	NEAVE	166.1
13	51	ELLIOTT	131.0	5	KERR	162.4	4	LINFOOT	165.6
14	59	TRUELOVE	130.8	59	TRUELOVE	162.4	21	WARD	165.6
15	18	WINFIELD	130.8	18	WINFIELD	161.7	59	TRUELOVE	165.6
16	74	TODD	130.5	2	TOMS	161.7	56	WHITE	165.6
17	25	BOERBOOM	129.8	77	HARRAN	161.3	5	KERR	165.2
18	94	STANTON	129.3	8	ROLLO	160.9	12	CHiodo	165.2
19	75	OLSEN	129.0	75	OLSEN	160.5	94	STANTON	165.2
20	55	BEECH	128.5	12	CHiodo	159.7	57	DAY	164.8
21	19	TALBOT	127.8	73	BROOK	159.7	31	COX	163.6
22	8	ROLLO	127.5	27	ESTMENT	159.0	3	McCONNELL	163.2
23	73	BROOK	127.5	94	STANTON	157.5	27	ESTMENT	163.2
24	39	MORGAN	125.9	25	BOERBOOM	155.3	19	TALBOT	162.8
25	77	HARRAN	123.8	7	VERWEY	154.9	25	BOERBOOM	162.4
26	2	TOMS	123.5	99	LUXTON	152.5	39	MORGAN	162.0
27	31	COX	123.3	24	CUMMINS	152.5	73	BROOK	161.7
28	99	LUXTON	122.6	56	WHITE	152.1	40	FRANCIS	161.3
29	30	McNEALY	121.7	31	COX	150.1	24	CUMMINS	161.3
30	56	WHITE	119.4	30	McNEALY	149.4	30	McNEALY	156.7

MCRCB BULLETIN TK296

2022 Bennetts British Superbike Championship - Round 8

2022 Pirelli National Superstock Championship with MotoNovo

WARM UP - STATISTICS

Competitors Started 30
Planned Start 2022-09-11 @ 09:47:00.000
Actual Start 2022-09-11 @ 10:41:02.012
Finish Time 2022-09-11 @ 10:49:02.012
Track Length 2.9689mi.
Total Laps 134
Total Distance Covered 397.8341mi.

Session Fastest Lap History

NO	NAME	LAP TIME	TIME OF DAY	LAP	VEHICLE
4	Dan LINFOOT	1:51.409	10:44:54.817	2	Honda
51	Brayden ELLIOTT	1:51.362	10:45:47.299	2	Honda
4	Dan LINFOOT	1:50.628	10:46:45.445	3	Honda
4	Dan LINFOOT	1:50.339	10:50:31.807	5	Honda

Flag History

TYPE	TIME OF DAY
GREEN	10:41:02.012
FINISH	10:49:02.012

Flag Statistics

TYPE	COUNT	TOTAL LAPS	TOTAL TIME
Green	1	5	12:30.656
Red	0	0	0.000
Safety Car	0	0	0.000
FCY	0	0	0.000

MCRCB BULLETIN TK297

2022 Bennetts British Superbike Championship - Round 8

2022 Pirelli National Superstock Championship with MotoNovo

WARM UP - SESSION NOTES

TIME

MESSAGE

10:46:25

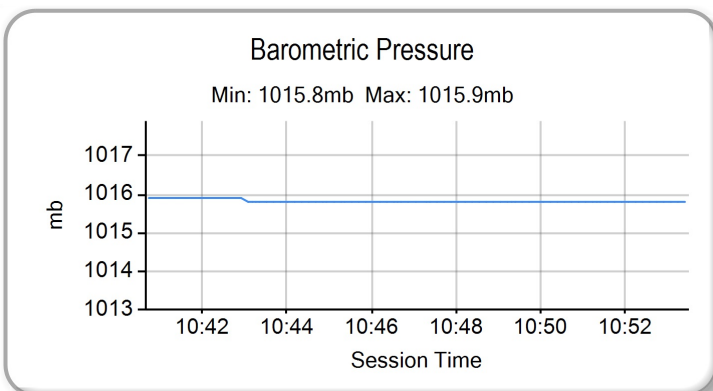
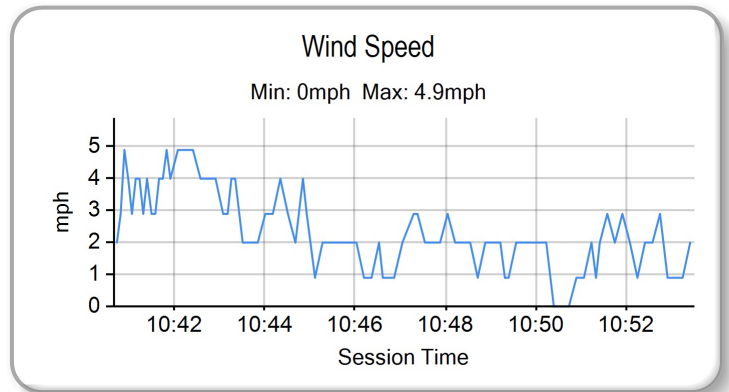
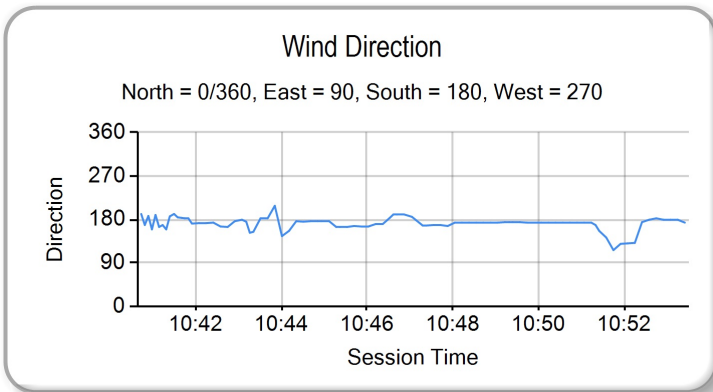
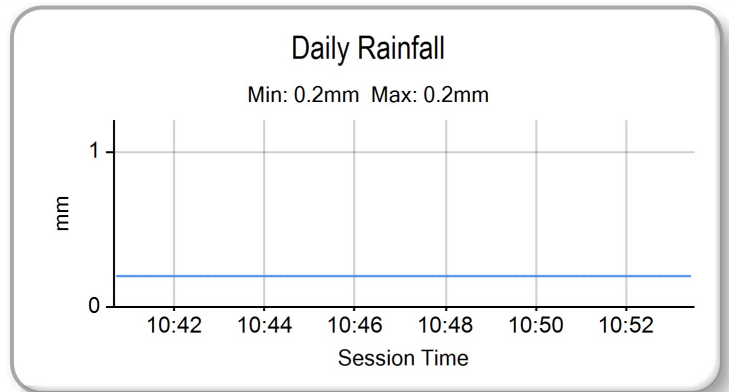
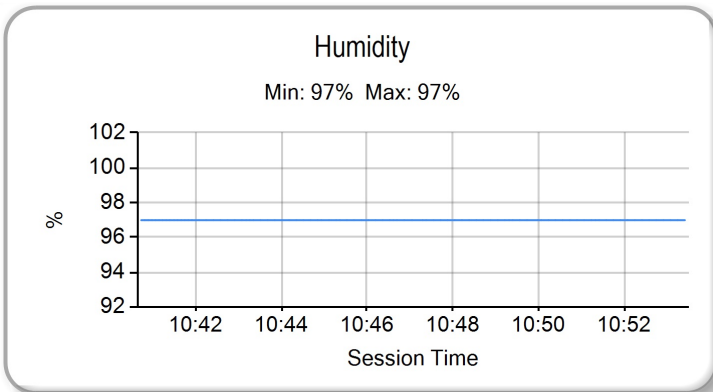
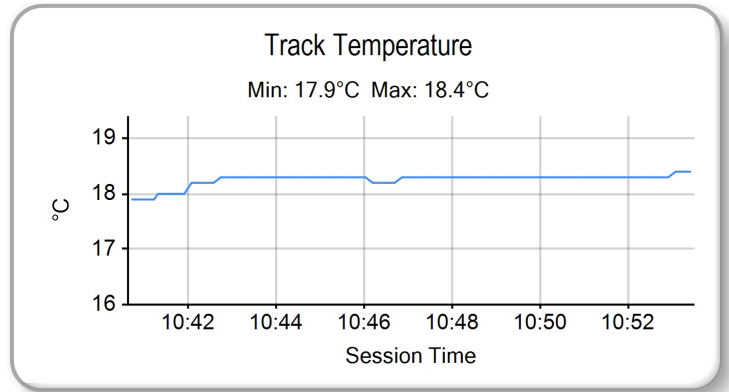
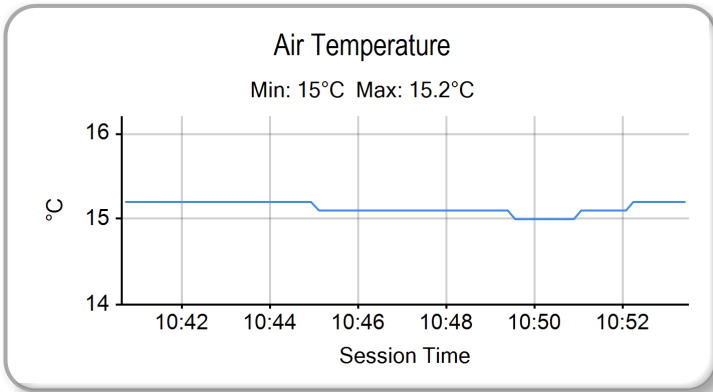
NO. 30 FALLER AT T1 RICHES - RIDER OK

MCRCB BULLETIN TK298

2022 Bennetts British Superbike Championship - Round 8

2022 Pirelli National Superstock Championship with MotoNovo

WARM UP - WEATHER CONDITIONS





ROW 11				31	56 Richard WHITE		
ROW 10	30	1:56.910 22 Dave MACKAY	29	1:56.578 73 David BROOK	28	1:56.359 76 Luke VERWEY	
ROW 9		27	1:55.276 39 Max MORGAN	26	1:55.266 94 Max STANTON	25	1:54.854 25 Jorel BOERBOOM
ROW 8	24	1:54.519 31 Sam COX	23	1:53.575 19 Joe TALBOT	22	1:53.064 2 TJ TOMS	
ROW 7		21	1:53.042 7 Kade VERWEY	20	1:52.607 99 Ben LUXTON	19	1:52.526 12 Mark CHIODO
ROW 6	18	1:52.494 59 Matt TRUELOVE	17	1:52.269 55 Ash BEECH	16	1:52.126 24 Conor CUMMINS	
ROW 5		15	1:51.994 40 Joe FRANCIS	14	1:51.901 27 Bjorn ESTMENT	13	1:51.815 18 Shaun WINFIELD
ROW 4	12	1:51.616 5 Richard KERR	11	1:51.230 8 Lewis ROLLO	10	1:51.163 57 Levi DAY	
ROW 3		9	1:51.005 77 Brent HARRAN	8	1:50.958 14 Tim NEAVE	7	1:50.624 21 Tom WARD
ROW 2	6	1:50.232 51 Brayden ELLIOTT	5	1:50.225 3 Billy McCONNELL	4	1:50.062 86 Charlie NESBITT	
ROW 1		3	1:50.010 4 Dan LINFOOT	2	1:49.841 75 Alex OLSEN	1	1:49.574 74 Davey TODD Pole

Snetterton 300: 2.9689 miles

Race Director : <i>S. Higgs</i>	Stewards :	Timekeeper : Richard Evans <i>R. EVANS</i>
<small>Digitally Approved at 11:39 Sunday, 11 September 2022</small>		<small>Digitally Approved at 11:29 Sunday, 11 September 2022</small>

Results can be found at www.britishsuperbike.com

Printed - 11:25 Sunday, 11 September 2022





POS	NO	NAME	NAT	ENTRY	LAPS	TIME	GAP	DIFF	MPH	BEST	ON
1	74	Davey TODD	GBR	Honda - Milenco by Padgetts Motorcycles	12	23:09.959			92.27	1:49.854	8
2	75	Alex OLSEN	GBR	BMW - FHO Racing with Kobelco	12	23:10.595	0.636	0.636	92.23	1:49.772	9
3	14	Tim NEAVE	GBR	Yamaha - Edwards Yamaha	12	23:15.387	5.428	4.792	91.91	1:50.365	2
4	5	Richard KERR	IRL	Honda - AMD Motorsport	12	23:15.625	5.666	0.238	91.89	1:50.401	8
5	18	Shaun WINFIELD	GBR	Honda - TAG Racing Honda	12	23:22.247	12.288	6.622	91.46	1:51.153	9
6	57*	Levi DAY	AUS	Suzuki - Powerslide Motorcycles Racing	12	23:17.088			91.80	1:50.244	8
7	40	Joe FRANCIS	GBR	Kawasaki - Stauff Fluid Power Kawasaki	12	23:22.282	12.323		91.46	1:51.186	8
8	27	Bjorn ESTMENT	RSA	Suzuki - Specsavers Suzuki by Hawk Racing	12	23:22.441	12.482	0.159	91.45	1:51.271	8
9	21	Tom WARD	GBR	Aprilia - IN Competition / Aprilia	12	23:22.531	12.572	0.090	91.44	1:51.014	9
10	19	Joe TALBOT	GBR	Kawasaki - Cheshire Mouldings Kawasaki by JR Pe	12	23:26.958	16.999	4.427	91.15	1:52.133	9
11	2	TJ TOMS	GBR	Kawasaki - Platform Hire Racing	12	23:27.154	17.195	0.196	91.14	1:51.877	9
12	55	Ash BEECH	GBR	Honda - Jones Dorling Racing	12	23:27.303	17.344	0.149	91.13	1:51.426	11
13	24	Conor CUMMINS	GBR	Honda - Milenco by Padgetts Motorcycles	12	23:27.785	17.826	0.482	91.10	1:52.084	9
14	99	Ben LUXTON	GBR	BMW - Team XG Racing	12	23:31.366	21.407	3.581	90.87	1:52.243	9
15	12	Mark CHIDO	AUS	Yamaha - Tamworth Yamaha by Alpinestars	12	23:34.917	24.958	3.551	90.64	1:52.743	2
16	7	Kade VERWEY	GBR	BMW - Team XG Racing	12	23:35.054	25.095	0.137	90.63	1:52.983	11
17	94	Max STAINTON	GBR	BMW - PHR Performance	12	23:35.894	25.935	0.840	90.58	1:53.005	9
18	56	Richard WHITE	GBR	BMW - Trackdudes Motorcycle Test & Trackdays	12	23:35.897	25.938	0.003	90.58	1:52.867	8
19	25	Jorel BOERBOOM	NLD	Kawasaki - G&S Bict Groep Racing	12	23:41.168	31.209	5.271	90.24	1:53.913	8
20	31	Sam COX	GBR	BMW - Sam Cox Racing	12	23:41.320	31.361	0.152	90.23	1:53.999	9
21	73	David BROOK	GBR	Honda - Guildford Audio by Brook Motorsport	12	23:46.418	36.459	5.098	89.91	1:53.922	8
22	76	Luke VERWEY	GBR	BMW - WSE Racing	12	23:54.774	44.815	8.356	89.39	1:55.629	10
23	22	Dave MACKAY	GBR	Suzuki - True Heroes Racing	12	23:55.023	45.064	0.249	89.37	1:55.833	12

NOT CLASSIFIED

DNF	39	Max MORGAN	GBR	Kawasaki - MSS Performance	11	21:47.271	1 Lap	1 Lap	89.93	1:53.454	9
DNF	4	Dan LINFOOT	GBR	Honda - Optimum Bikes Racing	2	3:45.061	10 Laps	9 Laps	94.97	1:49.843	2
DNF	86	Charlie NESBITT	GBR	Suzuki - VisionTrack Suzuki	2	3:46.101	10 Laps	1.040	94.54	1:50.121	2
DNF	77	Brent HARRAN	RSA	Honda - Optimum Bikes Racing	2	3:49.424	10 Laps	3.323	93.17	1:51.848	2
DNF	59	Matt TRUELOVE	GBR	Aprilia - IN Competition / Aprilia	1	2:03.517	11 Laps	1 Lap	86.53		
DNF	3	Billy McCONNELL	AUS	Honda - C&L Fairburn Properties / Jackson Racing	0						
DNF	51	Brayden ELLIOTT	AUS	Honda - CFS Filtration No Bull Racing	0						
DNF	8	Lewis ROLLO	GBR	Honda - Milenco by Padgetts Motorcycles	0						

FASTEST LAP

75	Alex OLSEN	GBR	BMW - FHO Racing with Kobelco	9	1:49.772	97.36 mph	156.69 kph
----	------------	-----	-------------------------------	---	----------	-----------	------------

#57 - Drop of 1 position - Overtaking under safety car flag

Weather / Track : Cloudy / Dry

These results are provisional until the conclusion of any judicial and technical matters.

Race Distance: 12 Laps / 35.62 miles

Snetterton 300: 2.9689 miles

Date: 11/09/2022 Start: 14:25 Finish: 14:49

Race Director : Stuart Higgs

Stewards :

Timekeeper : Richard Evans

S. Higgs

R. EVANS

Digitally Approved at 15:14 Sunday, 11 September 2022

Digitally Approved at 15:14 Sunday, 11 September 2022

Results can be found at www.britishsuperbike.com

Printed - 15:10 Sunday, 11 September 2022



MCRCB BULLETIN TK356

2022 Bennetts British Superbike Championship - Round 8

2022 Pirelli National Superstock Championship with MotoNovo

RACE - LAP CHART

LAP 1 @ 14:27:51.923

NO	BEHIND	LAP TIME
74		1:54.791
75	0.043	1:54.834
4	0.427	1:55.218
86	1.189	1:55.980
5	1.228	1:56.019
14	1.759	1:56.550
77	2.785	1:57.576
18	3.025	1:57.816
27	3.416	1:58.207
57	4.253	1:59.044
12	4.584	1:59.375
19	4.905	1:59.696
24	5.120	1:59.911
2	5.847	2:00.638
40	6.480	2:01.271
99	6.558	2:01.349
55	7.207	2:01.998
25	7.808	2:02.599
7	8.292	2:03.083
94	8.406	2:03.197
59	8.726	2:03.517
31	8.911	2:03.702
56	9.005	2:03.796
73	10.367	2:05.158
21	10.565	2:05.356
39	10.718	2:05.509
76	11.318	2:06.109
22	11.614	2:06.405

LAP 2 @ 14:29:42.193

NO	BEHIND	LAP TIME
4		1:49.843
75	0.177	1:50.404
74	0.446	1:50.716
86	1.040	1:50.121
5	1.535	1:50.577
14	1.854	1:50.365
77	4.363	1:51.848
18	4.519	1:51.764
27	5.009	1:51.863
57	5.067	1:51.084
12	7.057	1:52.743
19	7.228	1:52.593
40	7.542	1:51.332
24	7.797	1:52.947
2	7.824	1:52.247
55	9.039	1:52.102
99	9.412	1:53.124
25	12.457	1:54.919
7	12.514	1:54.492
21	12.935	1:52.640
56	13.306	1:54.571
94	13.324	1:55.188
31	13.842	1:55.201
39	15.501	1:55.053
73	15.938	1:55.841
22	17.954	1:56.610
76	18.517	1:57.469

LAP 3 @ 14:31:33.638

NO	BEHIND	LAP TIME
75		1:51.268

74	0.417	1:51.416
14	0.902	1:50.493
5	1.032	1:50.942
18	5.994	1:52.920
57	6.008	1:52.386
27	6.395	1:52.831
40	7.344	1:51.247
19	8.469	1:52.686
12	8.967	1:53.355
2	9.025	1:52.646
24	9.350	1:52.998
55	9.919	1:52.325
99	10.301	1:52.334
21	13.934	1:52.444
7	15.418	1:54.349
25	15.430	1:54.418
56	15.544	1:53.683
94	15.801	1:53.922
31	16.537	1:54.140
39	18.700	1:54.644
73	19.883	1:55.390
22	23.300	1:56.791
76	23.519	1:56.447

LAP 4 @ 14:33:31.404

NO	BEHIND	LAP TIME
75		1:57.766
74	0.595	1:57.944
14	0.800	1:57.664
5	1.225	1:57.959
57	1.773	1:53.531
18	2.099	1:53.871
27	2.418	1:53.789
40	2.698	1:53.120
19	4.244	1:53.541
12	8.417	1:57.216
2	8.501	1:57.242
24	8.967	1:57.383
55	9.157	1:57.004
99	9.500	1:56.965
21	10.682	1:54.514
7	12.284	1:54.632
56	12.573	1:54.795
25	14.184	1:56.520
94	14.337	1:56.302
31	14.774	1:56.003
39	17.702	1:56.768
73	18.024	1:55.907
22	23.522	1:57.988
76	23.690	1:57.937

LAP 5 @ 14:35:50.124

NO	BEHIND	LAP TIME
75		2:18.720
74	0.362	2:18.487
14	0.706	2:18.626
5	0.927	2:18.422
57	1.309	2:18.256
18	1.485	2:18.106
27	1.889	2:18.191
40	2.236	2:18.258
19	2.529	2:17.005
12	2.714	2:13.017
2	2.806	2:13.025
24	3.126	2:12.879

55	3.557	2:13.120
99	3.901	2:13.121
21	4.030	2:12.068
7	4.296	2:10.732
25	4.580	2:09.116
56	4.765	2:10.912
94	5.121	2:09.504
31	5.506	2:09.452
39	5.746	2:06.764
73	6.070	2:06.766
22	6.380	2:01.578
76	6.523	2:01.553

LAP 6 @ 14:38:06.511

NO	BEHIND	LAP TIME
75		2:16.387
74	0.062	2:16.087
14	0.616	2:16.297
5	0.673	2:16.133
57	0.877	2:15.955
18	0.989	2:15.891
27	1.557	2:16.055
40	1.719	2:15.870
19	1.815	2:15.673
12	2.363	2:16.036
2	2.621	2:16.202
24	2.905	2:16.166
55	3.076	2:15.906
99	3.363	2:15.849
21	3.673	2:16.030
7	3.935	2:16.026
25	4.467	2:16.274
56	4.523	2:16.145
94	4.909	2:16.175
31	5.387	2:16.268
39	5.868	2:16.509
73	6.282	2:16.599
22	6.753	2:16.760
76	7.086	2:16.950
SC1	5 Laps	2:58.105 P

LAP 7 @ 14:39:56.998

NO	BEHIND	LAP TIME
75		1:50.487
74	0.097	1:50.522
5	1.251	1:51.065
14	1.352	1:51.223
57	1.904	1:51.514
18	2.370	1:51.868
27	2.976	1:51.906
40	3.534	1:52.302
19	4.632	1:53.304
24	4.999	1:52.581
2	5.074	1:52.940
12	5.180	1:53.304
21	5.186	1:52.000
99	5.813	1:52.937
7	7.569	1:54.121
55	7.853	1:55.264
56	8.620	1:54.584
25	8.673	1:54.693
94	8.864	1:54.442
31	9.409	1:54.509
39	9.985	1:54.604
73	10.738	1:54.943

22	12.847	1:56.581
76	13.559	1:56.960

LAP 8 @ 14:41:46.949

NO	BEHIND	LAP TIME
74		1:49.854
75	0.433	1:50.384
5	1.701	1:50.401
14	1.804	1:50.403
57	2.197	1:50.244
18	3.780	1:51.361
27	4.296	1:51.271
40	4.769	1:51.186
19	6.951	1:52.270
21	6.990	1:51.755
24	7.396	1:52.348
2	7.624	1:52.501
12	9.124	1:53.895
99	9.129	1:53.267
55	9.725	1:51.823
7	11.251	1:53.633
56	11.536	1:52.867
25	12.635	1:53.913
94	12.757	1:53.844
31	13.554	1:54.096
39	13.925	1:53.891
73	14.709	1:53.922
22	19.161	1:56.265
76	20.043	1:56.435

LAP 9 @ 14:43:36.910

NO	BEHIND	LAP TIME
74		1:49.961
75	0.244	1:49.772
14	2.592	1:50.749
5	2.791	1:51.051
57	2.957	1:50.721
18	4.972	1:51.153
27	5.896	1:51.561
40	6.069	1:51.261
21	8.043	1:51.014
19	9.123	1:52.133
24	9.519	1:52.084
2	9.540	1:51.877
99	11.411	1:52.243
55	11.963	1:52.199
12	13.748	1:54.585
56	14.911	1:53.336
7	15.174	1:53.884
94	15.801	1:53.005
25	17.013	1:54.339
39	17.418	1:53.454
31	17.592	1:53.999
73	19.005	1:54.257
76	25.784	1:55.702
22	26.114	1:56.914

LAP 10 @ 14:45:27.020

NO	BEHIND	LAP TIME
74		1:50.110
75	0.453	1:50.319
14	3.134	1:50.652
5	3.644	1:50.963
57	4.290	1:51.443

18	7.115	1:52.253
27	7.378	1:51.592
40	7.623	1:51.664
21	8.996	1:51.063
19	11.466	1:52.453
2	11.590	1:52.160
24	11.883	1:52.474
55	13.682	1:51.829
99	14.475	1:53.174
12	17.760	1:54.122
7	18.567	1:53.503
56	18.651	1:53.850
94	18.753	1:53.062
39	21.469	1:54.161
25	21.703	1:54.800
31	21.896	1:54.414
73	24.388	1:55.493
76	31.303	1:55.629
22	32.922	1:56.918

LAP 11 @ 14:47:16.935

NO	BEHIND	LAP TIME
74		1:49.915
75	0.358	1:49.820
14	4.195	1:50.976
5	4.850	1:51.121
57	5.445	1:51.070
18	9.436	1:52.236
40	9.572	1:51.864
27	9.979	1:52.516
21	11.233	1:52.152
19	14.347	1:52.796
24	14.558	1:52.590
2	14.815	1:53.140
55	15.193	1:51.426
99	17.315	1:52.755
12	21.444	1:53.599
7	21.635	1:52.983
56	22.084	1:53.348
94	22.678	1:53.840
25	26.534	1:54.746
31	26.890	1:54.909
39	27.468	1:55.914
73	30.384	1:55.911
76	38.152	1:56.764
22	39.387	1:56.380

LAP 12 @ 14:49:07.091

NO	BEHIND	LAP TIME
74		1:50.156
75	0.636	1:50.434
14	5.428	1:51.389
5	5.666	1:50.972
57	7.129	1:51.840
18	12.288	1:53.008
40	12.323	1:52.907
27	12.482	1:52.659
21	12.572	1:51.495
19	16.999	1:52.808
2	17.195	1:52.536
55	17.344	1:52.307
24	17.826	1:53.424
99	21.407	1:54.248
12	24.958	1:53.670
7	25.095	1:53.616

MCRCB BULLETIN TK356

2022 Bennetts British Superbike Championship - Round 8

2022 Pirelli National Superstock Championship with MotoNovo

RACE - LAP CHART

94	25.935	1:53.413
56	25.938	1:54.010
25	31.209	1:54.831
31	31.361	1:54.627
73	36.459	1:56.231
76	44.815	1:56.819
22	45.064	1:55.833

MCRCB BULLETIN TK357

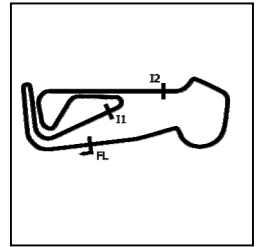
2022 Bennetts British Superbike Championship - Round 8

2022 Pirelli National Superstock Championship with MotoNovo

RACE - POSITION CHART

No	Name	Lap Pos	Lap												
			1	2	3	4	5	6	7	8	9	10	11	12	
74	TODD	1	74	4	75	75	75	75	75	75	74	74	74	74	74
75	OLSEN	2	75	75	74	74	74	74	74	75	75	75	75	75	75
4	LINFOOT	3	4	74	14	14	14	14	5	5	14	14	14	14	14
86	NESBITT	4	86	86	5	5	5	5	14	14	5	5	5	5	5
3	McCONNELL	5	5	5	18	57	57	57	57	57	57	57	57	57	57
51	ELLIOTT	6	14	14	57	18	18	18	18	18	18	18	18	18	18
21	WARD	7	77	77	27	27	27	27	27	27	27	27	40	40	40
14	NEAVE	8	18	18	40	40	40	40	40	40	40	40	27	27	27
77	HARRAN	9	27	27	19	19	19	19	19	19	21	21	21	21	21
57	DAY	10	57	57	12	12	12	12	24	21	19	19	19	19	19
8	ROLLO	11	12	12	2	2	2	2	2	24	24	2	24	2	2
5	KERR	12	19	19	24	24	24	24	12	2	2	24	2	55	55
18	WINFIELD	13	24	40	55	55	55	55	21	12	99	55	55	24	24
27	ESTMENT	14	2	24	99	99	99	99	99	99	55	99	99	99	99
40	FRANCIS	15	40	2	21	21	21	21	7	55	12	12	12	12	12
24	CUMMINS	16	99	55	7	7	7	7	55	7	56	7	7	7	7
55	BEECH	17	55	99	25	56	25	25	56	56	7	56	56	94	94
59	TRUELOVE	18	25	25	56	25	56	56	25	25	94	94	94	56	56
12	CHiodo	19	7	7	94	94	94	94	94	94	25	39	25	25	25
99	LUXTON	20	94	21	31	31	31	31	31	31	39	25	31	31	31
7	VERWEY	21	59	56	39	39	39	39	39	39	31	31	39	73	73
2	TOMS	22	31	94	73	73	73	73	73	73	73	73	73	76	76
19	TALBOT	23	56	31	22	22	22	22	22	22	76	76	76	22	22
31	COX	24	73	39	76	76	76	76	76	76	22	22	22	22	22
25	BOERBOOM	25	21	73											
94	STAINTON	26	39	22											
39	MORGAN	27	76	76											
76	VERWEY	28	22												
73	BROOK	29	SC1												
22	MACKAY	30													
56	WHITE	31													

RACE - SECTOR ANALYSIS



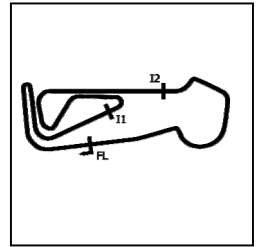
SECTOR 1 = FL to I1, SECTOR 2 = I1 to I2, SECTOR 3 = I2 to FL, DIFF = Difference To Personal Best Lap, P = Crossed Finish Line in Pit Lane, D = Time Disallowed

P1 74		Davey TODD				Honda - Milenco by Padgetts Motorcycles					
IDEAL LAP TIME : 1:49.489		BEST LAP TIME : 1:49.854				DIFFERENCE : 0.365					
LAP	SECTOR 1		SECTOR 2		SECTOR 3		LAP TIME	MPH	DIFF	TIME OF DAY	
1 -		132.3	38.914	164.8	36.935	161.7	1:54.791	93.10	4.937	14:27:51.923	
2 -	34.767	132.1	38.982	160.1	36.967	164.0	1:50.716	96.53	0.862	14:29:42.639	
3 -	34.444	133.6	38.531	162.8	38.441	161.7	1:51.416	95.92	1.562	14:31:34.055	
4 -	34.622	131.0	39.264	161.7	44.058	143.0	1:57.944	90.61	8.090	14:33:31.999	
5 -	40.245	88.0	50.985	106.1	47.257	104.5	2:18.487	77.17	28.633	14:35:50.486	
6 -	44.702	63.4	48.154	105.8	43.231	165.6	2:16.087	78.53	26.233	14:38:06.573	
7 -	34.735	136.6	39.163	160.5	36.624	166.5	1:50.522	96.70	0.668	14:39:57.095	
8 -	34.334	136.1	38.666	166.5	36.854	162.0	1:49.854 (1)	97.29		14:41:46.949	
9 -	34.482	135.8	38.548	168.1	36.931	162.4	1:49.961 (3)	97.19	0.107	14:43:36.910	
10 -	34.417	133.6	38.882	168.1	36.811	161.7	1:50.110	97.06	0.256	14:45:27.020	
11 -	34.429	137.2	38.568	169.8	36.918	162.0	1:49.915 (2)	97.23	0.061	14:47:16.935	
12 -	34.424	137.7	38.661	168.6	37.071	162.0	1:50.156	97.02	0.302	14:49:07.091	

P2 75		Alex OLSEN				BMW - FHO Racing with Kobelco					
IDEAL LAP TIME : 1:49.612		BEST LAP TIME : 1:49.772				DIFFERENCE : 0.160					
LAP	SECTOR 1		SECTOR 2		SECTOR 3		LAP TIME	MPH	DIFF	TIME OF DAY	
1 -		130.3	38.633	160.9	36.925	169.0	1:54.834	93.07	5.062	14:27:51.966	
2 -	34.534	136.6	38.948	164.4	36.922	166.9	1:50.404	96.80	0.632	14:29:42.370	
3 -	34.440	133.9	38.654	164.4	38.174	162.0	1:51.268	96.05	1.496	14:31:33.638	
4 -	34.444	136.1	39.222	137.7	44.100	149.7	1:57.766	90.75	7.994	14:33:31.404	
5 -	40.506	90.1	50.961	104.2	47.253	109.6	2:18.720	77.04	28.948	14:35:50.124	
6 -	44.684	67.1	48.310	109.2	43.393	163.2	2:16.387	78.36	26.615	14:38:06.511	
7 -	34.719	137.5	39.096	172.5	36.672	164.0	1:50.487	96.73	0.715	14:39:56.998	
8 -	34.621	130.3	38.971	166.9	36.792	165.2	1:50.384	96.82	0.612	14:41:47.382	
9 -	34.572	132.1	38.563	167.3	36.637	166.5	1:49.772 (1)	97.36		14:43:37.154	
10 -	34.412	132.8	38.853	164.0	37.054	164.0	1:50.319 (3)	96.88	0.547	14:45:27.473	
11 -	34.440	131.0	38.568	166.9	36.812	165.6	1:49.820 (2)	97.32	0.048	14:47:17.293	
12 -	34.507	130.8	38.816	165.6	37.111	164.4	1:50.434	96.78	0.662	14:49:07.727	

P3 14		Tim NEAVE				Yamaha - Edwards Yamaha					
IDEAL LAP TIME : 1:49.932		BEST LAP TIME : 1:50.365				DIFFERENCE : 0.433					
LAP	SECTOR 1		SECTOR 2		SECTOR 3		LAP TIME	MPH	DIFF	TIME OF DAY	
1 -		127.8	39.123	165.2	36.787	166.5	1:56.550	91.70	6.185	14:27:53.682	
2 -	34.565	131.8	39.019	164.8	36.781	167.7	1:50.365 (1)	96.84		14:29:44.047	
3 -	34.494	131.0	38.657	167.7	37.342	165.6	1:50.493 (3)	96.73	0.128	14:31:34.540	
4 -	34.683	124.5	39.177	167.7	43.804	147.8	1:57.664	90.83	7.299	14:33:32.204	
5 -	40.396	89.9	50.826	104.5	47.404	103.2	2:18.626	77.10	28.261	14:35:50.830	
6 -	44.491	66.3	48.305	101.6	43.501	164.4	2:16.297	78.41	25.932	14:38:07.127	
7 -	35.158	130.8	39.118	167.7	36.947	167.7	1:51.223	96.09	0.858	14:39:58.350	
8 -	34.729	129.0	38.661	162.4	37.013	167.3	1:50.403 (2)	96.80	0.038	14:41:48.753	
9 -	34.884	132.1	38.851	171.6	37.014	163.2	1:50.749	96.50	0.384	14:43:39.502	
10 -	34.725	131.8	38.915	172.9	37.012	164.0	1:50.652	96.59	0.287	14:45:30.154	
11 -	34.841	135.2	38.972	172.0	37.163	163.2	1:50.976	96.30	0.611	14:47:21.130	
12 -	35.104	135.8	39.066	171.1	37.219	163.6	1:51.389	95.95	1.024	14:49:12.519	

RACE - SECTOR ANALYSIS



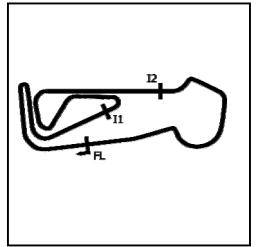
SECTOR 1 = FL to I1, SECTOR 2 = I1 to I2, SECTOR 3 = I2 to FL, DIFF = Difference To Personal Best Lap, P = Crossed Finish Line in Pit Lane, D = Time Disallowed

P4		5		Richard KERR			Honda - AMD Motorsport				
IDEAL LAP TIME : 1:50.135		BEST LAP TIME : 1:50.401			DIFFERENCE : 0.266						
LAP	SECTOR 1		SECTOR 2		SECTOR 3		LAP TIME	MPH	DIFF	TIME OF DAY	
1 -		131.8	38.897	157.1	36.788	167.3	1:56.019	92.12	5.618	14:27:53.151	
2 -	34.674	132.3	39.121	161.7	36.782	167.3	1:50.577 (2)	96.65	0.176	14:29:43.728	
3 -	34.766	132.6	39.059	169.0	37.117	168.6	1:50.942 (3)	96.33	0.541	14:31:34.670	
4 -	35.052	123.8	39.762	149.4	43.145	160.5	1:57.959	90.60	7.558	14:33:32.629	
5 -	40.601	85.4	50.554	99.4	47.267	104.8	2:18.422	77.21	28.021	14:35:51.051	
6 -	44.730	67.5	48.161	98.3	43.242	165.6	2:16.133	78.51	25.732	14:38:07.184	
7 -	34.979	130.3	39.101	164.8	36.985	166.5	1:51.065	96.23	0.664	14:39:58.249	
8 -	34.655	135.8	38.698	164.0	37.048	165.2	1:50.401 (1)	96.81		14:41:48.650	
9 -	34.854	133.1	39.022	161.3	37.175	168.1	1:51.051	96.24	0.650	14:43:39.701	
10 -	34.791	130.8	39.062	165.6	37.110	164.8	1:50.963	96.32	0.562	14:45:30.664	
11 -	34.847	132.3	39.147	166.9	37.127	166.5	1:51.121	96.18	0.720	14:47:21.785	
12 -	34.931	132.1	38.893	164.0	37.148	165.2	1:50.972	96.31	0.571	14:49:12.757	

P5		57		Levi DAY			Suzuki - Powerslide Motorcycles Racing				
IDEAL LAP TIME : 1:50.223		BEST LAP TIME : 1:50.244			DIFFERENCE : 0.021						
LAP	SECTOR 1		SECTOR 2		SECTOR 3		LAP TIME	MPH	DIFF	TIME OF DAY	
1 -		125.4	39.451	154.2	37.478	162.8	1:59.044	89.78	8.800	14:27:56.176	
2 -	34.821	131.5	38.984	159.0	37.279	164.8	1:51.084	96.21	0.840	14:29:47.260	
3 -	35.044	126.3	39.269	159.4	38.073	159.0	1:52.386	95.10	2.142	14:31:39.646	
4 -	35.103	127.3	39.409	164.0	39.019	156.7	1:53.531	94.14	3.287	14:33:33.177	
5 -	40.297	86.9	50.665	103.2	47.294	105.3	2:18.256	77.30	28.012	14:35:51.433	
6 -	44.612	65.3	48.115	102.1	43.228	164.8	2:15.955	78.61	25.711	14:38:07.388	
7 -	35.012	127.8	39.477	165.2	37.025	164.0	1:51.514	95.84	1.270	14:39:58.902	
8 -	34.565	129.3	38.760	165.2	36.919	164.0	1:50.244 (1)	96.94		14:41:49.146	
9 -	34.656	128.3	39.167	165.2	36.898	166.5	1:50.721 (2)	96.53	0.477	14:43:39.867	
10 -	34.835	131.8	39.393	165.2	37.215	162.8	1:51.443	95.90	1.199	14:45:31.310	
11 -	34.806	132.3	38.981	164.0	37.283	161.7	1:51.070 (3)	96.22	0.826	14:47:22.380	
12 -	34.976	129.0	39.316	164.0	37.548	162.0	1:51.840	95.56	1.596	14:49:14.220	

P6		18		Shaun WINFIELD			Honda - TAG Racing Honda				
IDEAL LAP TIME : 1:50.981		BEST LAP TIME : 1:51.153			DIFFERENCE : 0.172						
LAP	SECTOR 1		SECTOR 2		SECTOR 3		LAP TIME	MPH	DIFF	TIME OF DAY	
1 -		127.0	39.174	159.4	37.276	166.1	1:57.816	90.71	6.663	14:27:54.948	
2 -	34.952	126.3	39.366	156.0	37.446	165.6	1:51.764 (3)	95.63	0.611	14:29:46.712	
3 -	35.077	128.3	39.093	154.2	38.750	159.7	1:52.920	94.65	1.767	14:31:39.632	
4 -	35.177	124.5	39.563	152.1	39.131	150.8	1:53.871	93.86	2.718	14:33:33.503	
5 -	40.087	87.8	50.744	106.3	47.275	107.0	2:18.106	77.39	26.953	14:35:51.609	
6 -	44.636	63.9	48.288	96.2	42.967	168.1	2:15.891	78.65	24.738	14:38:07.500	
7 -	35.272	123.8	39.357	164.4	37.239	166.1	1:51.868	95.54	0.715	14:39:59.368	
8 -	34.875	127.0	39.176	160.5	37.310	164.4	1:51.361 (2)	95.97	0.208	14:41:50.729	
9 -	34.649	129.8	39.194	160.9	37.310	164.4	1:51.153 (1)	96.15		14:43:41.882	
10 -	34.982	134.4	39.526	160.1	37.745	162.8	1:52.253	95.21	1.100	14:45:34.135	
11 -	35.094	133.9	39.389	161.7	37.753	162.4	1:52.236	95.22	1.083	14:47:26.371	
12 -	35.301	128.0	39.781	168.6	37.926	163.6	1:53.008	94.57	1.855	14:49:19.379	

RACE - SECTOR ANALYSIS



SECTOR 1 = FL to I1, SECTOR 2 = I1 to I2, SECTOR 3 = I2 to FL, DIFF = Difference To Personal Best Lap, P = Crossed Finish Line in Pit Lane, D = Time Disallowed

P7 40		Joe FRANCIS					Kawasaki - Stauff Fluid Power Kawasaki				
IDEAL LAP TIME : 1:50.803		BEST LAP TIME : 1:51.186					DIFFERENCE : 0.383				
LAP	SECTOR 1		SECTOR 2		SECTOR 3		LAP TIME	MPH	DIFF	TIME OF DAY	
1 -		120.9	40.053	152.1	37.916	162.0	2:01.271	88.13	10.085	14:27:58.403	
2 -	34.748	125.2	39.211	162.0	37.373	163.6	1:51.332	96.00	0.146	14:29:49.735	
3 -	34.996	132.1	38.967	166.1	37.284	161.7	1:51.247 (2)	96.07	0.061	14:31:40.982	
4 -	35.062	124.9	39.595	154.6	38.463	159.4	1:53.120	94.48	1.934	14:33:34.102	
5 -	40.090	86.2	50.761	118.5	47.407	97.9	2:18.258	77.30	27.072	14:35:52.360	
6 -	44.302	58.3	48.616	91.3	42.952	163.2	2:15.870	78.66	24.684	14:38:08.230	
7 -	35.366	123.1	39.445	156.4	37.491	160.5	1:52.302	95.17	1.116	14:40:00.532	
8 -	34.829	131.5	39.269	167.3	37.088	162.8	1:51.186 (1)	96.12		14:41:51.718	
9 -	34.776	129.0	39.196	158.2	37.289	163.6	1:51.261 (3)	96.06	0.075	14:43:42.979	
10 -	34.978	128.8	39.346	160.1	37.340	163.6	1:51.664	95.71	0.478	14:45:34.643	
11 -	35.023	131.3	39.495	165.6	37.346	162.4	1:51.864	95.54	0.678	14:47:26.507	
12 -	35.260	129.3	39.768	164.4	37.879	159.7	1:52.907	94.66	1.721	14:49:19.414	

P8 27		Bjorn ESTMENT					Suzuki - Specsavers Suzuki by Hawk Racing				
IDEAL LAP TIME : 1:50.972		BEST LAP TIME : 1:51.271					DIFFERENCE : 0.299				
LAP	SECTOR 1		SECTOR 2		SECTOR 3		LAP TIME	MPH	DIFF	TIME OF DAY	
1 -		125.9	39.433	150.4	37.182	162.4	1:58.207	90.41	6.936	14:27:55.339	
2 -	34.913	129.5	39.317	149.7	37.633	163.6	1:51.863	95.54	0.592	14:29:47.202	
3 -	35.018	128.8	39.170	153.5	38.643	159.7	1:52.831	94.72	1.560	14:31:40.033	
4 -	35.159	119.4	39.878	146.8	38.752	153.5	1:53.789	93.92	2.518	14:33:33.822	
5 -	40.235	82.8	50.561	108.9	47.395	104.6	2:18.191	77.34	26.920	14:35:52.013	
6 -	44.676	60.8	48.440	87.3	42.939	163.2	2:16.055	78.55	24.784	14:38:08.068	
7 -	35.091	121.3	39.526	151.1	37.289	163.2	1:51.906	95.50	0.635	14:39:59.974	
8 -	34.766	130.5	39.024	152.5	37.481	163.2	1:51.271 (1)	96.05		14:41:51.245	
9 -	34.931	127.5	39.235	154.2	37.395	162.8	1:51.561 (2)	95.80	0.290	14:43:42.806	
10 -	34.876	129.8	39.290	152.8	37.426	163.2	1:51.592 (3)	95.77	0.321	14:45:34.398	
11 -	35.422	118.1	39.677	151.4	37.417	163.6	1:52.516	94.99	1.245	14:47:26.914	
12 -	35.074	128.3	39.886	148.4	37.699	165.2	1:52.659	94.87	1.388	14:49:19.573	

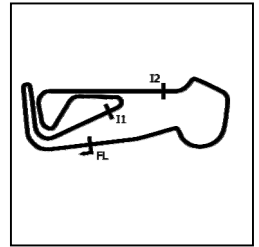
P9 21		Tom WARD					Aprilia - IN Competition / Aprilia				
IDEAL LAP TIME : 1:50.855		BEST LAP TIME : 1:51.014					DIFFERENCE : 0.159				
LAP	SECTOR 1		SECTOR 2		SECTOR 3		LAP TIME	MPH	DIFF	TIME OF DAY	
1 -		128.3	38.948	155.7	37.786	166.1	2:05.356	85.26	14.342	14:28:02.488	
2 -	35.081	123.8	39.532	143.0	38.027	164.4	1:52.640	94.88	1.626	14:29:55.128	
3 -	35.253	129.8	39.224	161.3	37.967	160.1	1:52.444	95.05	1.430	14:31:47.572	
4 -	35.058	120.4	40.755	150.4	38.701	160.1	1:54.514	93.33	3.500	14:33:42.086	
5 -	37.720	85.8	48.378	92.9	45.970	90.3	2:12.068	80.92	21.054	14:35:54.154	
6 -	43.857	64.9	49.198	92.6	42.975	167.7	2:16.030	78.57	25.016	14:38:10.184	
7 -	35.418	126.6	39.251	164.0	37.331	168.1	1:52.000	95.42	0.986	14:40:02.184	
8 -	35.050	129.3	39.168	162.8	37.537	165.2	1:51.755	95.63	0.741	14:41:53.939	
9 -	34.770	133.9	39.052	164.4	37.192	162.8	1:51.014 (1)	96.27		14:43:44.953	
10 -	34.715	133.1	39.046	166.5	37.302	163.6	1:51.063 (2)	96.23	0.049	14:45:36.016	
11 -	34.945	137.2	39.734	163.2	37.473	164.4	1:52.152	95.29	1.138	14:47:28.168	
12 -	35.036	133.4	38.949	153.2	37.510	169.0	1:51.495 (3)	95.86	0.481	14:49:19.663	

MCRCB BULLETIN TK358

2022 Bennetts British Superbike Championship - Round 8

2022 Pirelli National Superstock Championship with MotoNovo

RACE - SECTOR ANALYSIS



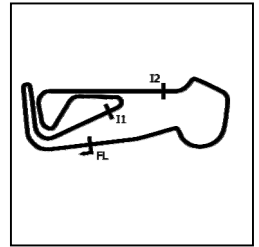
SECTOR 1 = FL to I1, SECTOR 2 = I1 to I2, SECTOR 3 = I2 to FL, DIFF = Difference To Personal Best Lap, P = Crossed Finish Line in Pit Lane, D = Time Disallowed

P10 19		Joe TALBOT					Kawasaki - Cheshire Mouldings Kawasaki by JR Performance				
IDEAL LAP TIME : 1:51.916		BEST LAP TIME : 1:52.133					DIFFERENCE : 0.217				
LAP	SECTOR 1		SECTOR 2		SECTOR 3		LAP TIME	MPH	DIFF	TIME OF DAY	
1 -		126.8	39.570	159.7	37.630	162.8	1:59.696	89.29	7.563	14:27:56.828	
2 -	35.206	125.2	39.587	159.7	37.800	163.6	1:52.593	94.92	0.460	14:29:49.421	
3 -	35.502	123.1	39.558	162.8	37.626	162.0	1:52.686	94.84	0.553	14:31:42.107	
4 -	35.401	123.3	39.972	157.1	38.168	160.5	1:53.541	94.13	1.408	14:33:35.648	
5 -	39.077	80.2	50.483	117.7	47.445	97.1	2:17.005	78.01	24.872	14:35:52.653	
6 -	44.290	58.2	48.452	93.3	42.931	166.1	2:15.673	78.77	23.540	14:38:08.326	
7 -	35.634	122.6	39.777	161.3	37.893	162.0	1:53.304	94.33	1.171	14:40:01.630	
8 -	34.980	129.8	39.412	165.2	37.878	161.7	1:52.270 (2)	95.19	0.137	14:41:53.900	
9 -	35.091	129.0	39.310	162.4	37.732	162.0	1:52.133 (1)	95.31		14:43:46.033	
10 -	35.135	128.0	39.617	165.6	37.701	160.9	1:52.453 (3)	95.04	0.320	14:45:38.486	
11 -	35.351	128.0	39.629	163.2	37.816	161.3	1:52.796	94.75	0.663	14:47:31.282	
12 -	35.333	122.0	39.694	163.6	37.781	161.3	1:52.808	94.74	0.675	14:49:24.090	

P11 2		TJ TOMS					Kawasaki - Platform Hire Racing				
IDEAL LAP TIME : 1:51.589		BEST LAP TIME : 1:51.877					DIFFERENCE : 0.288				
LAP	SECTOR 1		SECTOR 2		SECTOR 3		LAP TIME	MPH	DIFF	TIME OF DAY	
1 -		126.6	40.112	157.9	37.775	163.6	2:00.638	88.59	8.761	14:27:57.770	
2 -	35.010	125.2	39.740	159.4	37.497	168.1	1:52.247 (3)	95.21	0.370	14:29:50.017	
3 -	35.350	129.0	39.468	160.5	37.828	167.3	1:52.646	94.88	0.769	14:31:42.663	
4 -	35.397	120.9	41.424	136.3	40.421	158.2	1:57.242	91.16	5.365	14:33:39.905	
5 -	37.187	94.3	49.706	103.4	46.132	96.6	2:13.025	80.34	21.148	14:35:52.930	
6 -	44.402	59.1	48.736	89.8	43.064	165.6	2:16.202	78.47	24.325	14:38:09.132	
7 -	35.215	123.3	39.839	153.2	37.886	164.8	1:52.940	94.63	1.063	14:40:02.072	
8 -	35.394	124.0	39.521	160.9	37.586	166.5	1:52.501	95.00	0.624	14:41:54.573	
9 -	35.190	120.0	39.307	157.1	37.380	169.0	1:51.877 (1)	95.53		14:43:46.450	
10 -	34.902	125.4	39.501	153.2	37.757	164.0	1:52.160 (2)	95.29	0.283	14:45:38.610	
11 -	35.328	124.9	39.710	157.1	38.102	164.0	1:53.140	94.46	1.263	14:47:31.750	
12 -	35.416	121.7	39.376	159.7	37.744	164.8	1:52.536	94.97	0.659	14:49:24.286	

P12 55		Ash BEECH					Honda - Jones Dorling Racing				
IDEAL LAP TIME : 1:51.216		BEST LAP TIME : 1:51.426					DIFFERENCE : 0.210				
LAP	SECTOR 1		SECTOR 2		SECTOR 3		LAP TIME	MPH	DIFF	TIME OF DAY	
1 -		122.6	40.993	153.5	37.800	166.5	2:01.998	87.60	10.572	14:27:59.130	
2 -	35.426	124.9	39.382	165.6	37.294	166.5	1:52.102	95.34	0.676	14:29:51.232	
3 -	35.264	122.6	39.403	161.7	37.658	166.1	1:52.325	95.15	0.899	14:31:43.557	
4 -	35.626	122.4	40.648	133.9	40.730	149.7	1:57.004	91.34	5.578	14:33:40.561	
5 -	37.275	99.8	49.384	95.5	46.461	95.5	2:13.120	80.28	21.694	14:35:53.681	
6 -	44.064	58.1	49.027	85.3	42.815	169.0	2:15.906	78.64	24.480	14:38:09.587	
7 -	35.658	120.2	41.428	155.3	38.178	166.9	1:55.264	92.72	3.838	14:40:04.851	
8 -	35.354	129.8	39.146	166.5	37.323	165.2	1:51.823 (2)	95.58	0.397	14:41:56.674	
9 -	35.159	124.0	39.800	164.4	37.240	166.1	1:52.199	95.26	0.773	14:43:48.873	
10 -	35.027	127.8	39.614	164.8	37.188	165.2	1:51.829 (3)	95.57	0.403	14:45:40.702	
11 -	34.882	128.0	39.300	168.6	37.244	166.5	1:51.426 (1)	95.92		14:47:32.128	
12 -	35.322	122.9	39.630	160.5	37.355	168.1	1:52.307	95.16	0.881	14:49:24.435	

RACE - SECTOR ANALYSIS



SECTOR 1 = FL to I1, SECTOR 2 = I1 to I2, SECTOR 3 = I2 to FL, DIFF = Difference To Personal Best Lap, P = Crossed Finish Line in Pit Lane, D = Time Disallowed

P13 24		Conor CUMMINS				Honda - Milenco by Padgetts Motorcycles					
IDEAL LAP TIME : 1:51.737		BEST LAP TIME : 1:52.084				DIFFERENCE : 0.347					
LAP	SECTOR 1		SECTOR 2		SECTOR 3		LAP TIME	MPH	DIFF	TIME OF DAY	
1 -		122.9	40.007	153.9	37.441	165.6	1:59.911	89.13	7.827	14:27:57.043	
2 -	35.322	123.5	39.529	155.7	38.096	166.1	1:52.947	94.62	0.863	14:29:49.990	
3 -	35.362	122.4	39.574	160.1	38.062	165.2	1:52.998	94.58	0.914	14:31:42.988	
4 -	35.683	121.1	40.994	135.0	40.706	156.4	1:57.383	91.05	5.299	14:33:40.371	
5 -	37.104	97.2	49.486	99.2	46.289	98.5	2:12.879	80.43	20.795	14:35:53.250	
6 -	44.363	61.9	48.802	85.7	43.001	166.9	2:16.166	78.49	24.082	14:38:09.416	
7 -	35.297	127.8	39.423	156.7	37.861	164.8	1:52.581	94.93	0.497	14:40:01.997	
8 -	35.119	129.0	39.717	159.4	37.512	164.8	1:52.348 (2)	95.13	0.264	14:41:54.345	
9 -	35.143	125.2	39.177	159.0	37.764	164.4	1:52.084 (1)	95.35		14:43:46.429	
10 -	35.393	126.1	39.372	152.8	37.709	165.2	1:52.474 (3)	95.02	0.390	14:45:38.903	
11 -	35.339	123.8	39.382	164.4	37.869	165.2	1:52.590	94.92	0.506	14:47:31.493	
12 -	35.843	121.5	39.933	155.3	37.648	164.8	1:53.424	94.23	1.340	14:49:24.917	

P14 99		Ben LUXTON				BMW - Team XG Racing					
IDEAL LAP TIME : 1:51.882		BEST LAP TIME : 1:52.243				DIFFERENCE : 0.361					
LAP	SECTOR 1		SECTOR 2		SECTOR 3		LAP TIME	MPH	DIFF	TIME OF DAY	
1 -		122.0	40.490	149.7	37.895	166.9	2:01.349	88.07	9.106	14:27:58.481	
2 -	35.497	121.1	40.110	150.4	37.517	166.9	1:53.124	94.48	0.881	14:29:51.605	
3 -	35.219	123.3	39.451	156.7	37.664	166.5	1:52.334 (2)	95.14	0.091	14:31:43.939	
4 -	36.253	112.5	41.001	140.1	39.711	154.9	1:56.965	91.37	4.722	14:33:40.904	
5 -	37.669	99.8	48.983	96.6	46.469	94.7	2:13.121	80.28	20.878	14:35:54.025	
6 -	43.936	58.5	48.958	86.8	42.955	167.7	2:15.849	78.67	23.606	14:38:09.874	
7 -	35.979	121.7	39.746	156.7	37.212	168.6	1:52.937	94.63	0.694	14:40:02.811	
8 -	35.276	122.4	39.689	155.3	38.302	164.4	1:53.267	94.36	1.024	14:41:56.078	
9 -	35.237	123.5	39.499	157.1	37.507	166.1	1:52.243 (1)	95.22		14:43:48.321	
10 -	35.356	124.7	40.276	152.8	37.542	165.6	1:53.174	94.43	0.931	14:45:41.495	
11 -	35.421	125.6	39.616	154.9	37.718	165.6	1:52.755 (3)	94.79	0.512	14:47:34.250	
12 -	35.462	123.8	39.705	149.4	39.081	164.8	1:54.248	93.55	2.005	14:49:28.498	

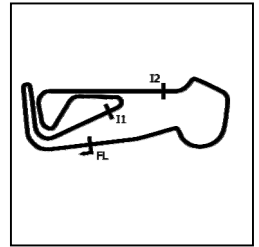
P15 12		Mark CHIODO				Yamaha - Tamworth Yamaha by Alpinestars					
IDEAL LAP TIME : 1:52.358		BEST LAP TIME : 1:52.743				DIFFERENCE : 0.385					
LAP	SECTOR 1		SECTOR 2		SECTOR 3		LAP TIME	MPH	DIFF	TIME OF DAY	
1 -		129.3	39.576	150.1	37.865	165.6	1:59.375	89.53	6.632	14:27:56.507	
2 -	35.175	135.0	39.611	153.9	37.957	164.4	1:52.743 (1)	94.80		14:29:49.250	
3 -	35.746	121.1	39.499	153.9	38.110	165.2	1:53.355 (3)	94.28	0.612	14:31:42.605	
4 -	35.243	123.1	41.504	140.6	40.469	159.4	1:57.216	91.18	4.473	14:33:39.821	
5 -	37.070	95.3	49.029	115.7	46.918	94.6	2:13.017	80.35	20.274	14:35:52.838	
6 -	44.424	58.8	48.593	91.4	43.019	165.2	2:16.036	78.56	23.293	14:38:08.874	
7 -	35.217	129.5	39.318	158.2	38.769	162.8	1:53.304 (2)	94.33	0.561	14:40:02.178	
8 -	35.509	122.9	40.060	154.2	38.326	162.4	1:53.895	93.84	1.152	14:41:56.073	
9 -	35.630	126.8	40.447	152.5	38.508	164.0	1:54.585	93.27	1.842	14:43:50.658	
10 -	35.438	135.8	40.407	154.6	38.277	163.2	1:54.122	93.65	1.379	14:45:44.780	
11 -	35.694	130.8	39.794	159.4	38.111	163.2	1:53.599	94.08	0.856	14:47:38.379	
12 -	35.378	128.5	39.679	158.2	38.613	160.5	1:53.670	94.02	0.927	14:49:32.049	

MCRCB BULLETIN TK358

2022 Bennetts British Superbike Championship - Round 8

2022 Pirelli National Superstock Championship with MotoNovo

RACE - SECTOR ANALYSIS



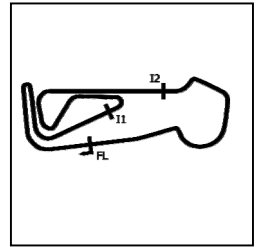
SECTOR 1 = FL to I1, SECTOR 2 = I1 to I2, SECTOR 3 = I2 to FL, DIFF = Difference To Personal Best Lap, P = Crossed Finish Line in Pit Lane, D = Time Disallowed

P16 7		Kade VERWEY				BMW - Team XG Racing				
IDEAL LAP TIME : 1:52.830		BEST LAP TIME : 1:52.983				DIFFERENCE : 0.153				
LAP	SECTOR 1		SECTOR 2		SECTOR 3		LAP TIME	MPH	DIFF	TIME OF DAY
1 -		115.5	40.735	148.4	38.663	166.5	2:03.083	86.83	10.100	14:28:00.215
2 -	35.703	121.1	40.291	153.5	38.498	167.7	1:54.492	93.35	1.509	14:29:54.707
3 -	35.923	124.0	40.062	153.2	38.364	166.9	1:54.349	93.46	1.366	14:31:49.056
4 -	35.677	120.4	40.346	155.7	38.609	165.6	1:54.632	93.23	1.649	14:33:43.688
5 -	36.710	94.7	48.381	97.9	45.641	90.0	2:10.732	81.75	17.749	14:35:54.420
6 -	44.134	61.7	49.167	95.5	42.725	170.3	2:16.026	78.57	23.043	14:38:10.446
7 -	36.007	122.0	39.967	162.0	38.147	166.9	1:54.121	93.65	1.138	14:40:04.567
8 -	35.861	125.2	39.769	162.8	38.003	166.9	1:53.633	94.05	0.650	14:41:58.200
9 -	35.648	124.5	40.374	164.4	37.862	167.7	1:53.884	93.85	0.901	14:43:52.084
10 -	35.766	122.9	39.659	162.4	38.078	164.8	1:53.503 (2)	94.16	0.520	14:45:45.587
11 -	35.363	129.5	39.605	158.6	38.015	166.9	1:52.983 (1)	94.59		14:47:38.570
12 -	35.602	124.0	39.664	157.5	38.350	165.2	1:53.616 (3)	94.07	0.633	14:49:32.186

P17 94		Max STANTON				BMW - PHR Performance				
IDEAL LAP TIME : 1:52.784		BEST LAP TIME : 1:53.005				DIFFERENCE : 0.221				
LAP	SECTOR 1		SECTOR 2		SECTOR 3		LAP TIME	MPH	DIFF	TIME OF DAY
1 -		116.1	40.793	145.8	38.554	169.0	2:03.197	86.75	10.192	14:28:00.329
2 -	36.229	122.2	39.973	138.6	38.986	166.1	1:55.188	92.78	2.183	14:29:55.517
3 -	36.084	125.4	39.801	155.3	38.037	167.7	1:53.922	93.81	0.917	14:31:49.439
4 -	36.686	121.7	40.609	144.3	39.007	164.4	1:56.302	91.89	3.297	14:33:45.741
5 -	36.752	116.5	47.373	91.5	45.379	93.0	2:09.504	82.53	16.499	14:35:55.245
6 -	43.873	59.4	49.042	100.1	43.260	168.1	2:16.175	78.48	23.170	14:38:11.420
7 -	35.923	123.8	39.824	154.6	38.695	166.5	1:54.442	93.39	1.437	14:40:05.862
8 -	35.670	127.5	39.817	155.3	38.357	167.3	1:53.844	93.88	0.839	14:41:59.706
9 -	35.596	126.3	39.590	161.3	37.819	165.6	1:53.005 (1)	94.58		14:43:52.711
10 -	35.558	125.4	39.563	159.4	37.941	163.2	1:53.062 (2)	94.53	0.057	14:45:45.773
11 -	36.065	125.2	39.646	161.3	38.129	164.0	1:53.840	93.88	0.835	14:47:39.613
12 -	35.542	129.3	39.423	153.5	38.448	162.0	1:53.413 (3)	94.24	0.408	14:49:33.026

P18 56		Richard WHITE				BMW - Trackdudes Motorcycle Test & Trackdays				
IDEAL LAP TIME : 1:52.727		BEST LAP TIME : 1:52.867				DIFFERENCE : 0.140				
LAP	SECTOR 1		SECTOR 2		SECTOR 3		LAP TIME	MPH	DIFF	TIME OF DAY
1 -		119.6	40.666	146.2	38.230	170.3	2:03.796	86.33	10.929	14:28:00.928
2 -	36.230	118.3	39.651	143.7	38.690	165.2	1:54.571	93.28	1.704	14:29:55.499
3 -	35.624	123.8	39.649	150.8	38.410	167.7	1:53.683	94.01	0.816	14:31:49.182
4 -	36.312	120.6	39.721	148.1	38.762	167.3	1:54.795	93.10	1.928	14:33:43.977
5 -	36.592	92.8	48.973	91.6	45.347	94.6	2:10.912	81.64	18.045	14:35:54.889
6 -	43.993	61.0	49.107	99.7	43.045	165.2	2:16.145	78.50	23.278	14:38:11.034
7 -	36.316	117.1	39.982	155.3	38.286	164.8	1:54.584	93.27	1.717	14:40:05.618
8 -	35.222	125.6	39.436	160.1	38.209	167.7	1:52.867 (1)	94.69		14:41:58.485
9 -	35.415	128.0	39.848	150.8	38.073	166.1	1:53.336 (2)	94.30	0.469	14:43:51.821
10 -	35.506	121.7	39.622	151.4	38.722	162.8	1:53.850	93.87	0.983	14:45:45.671
11 -	35.693	125.4	39.432	156.0	38.223	166.9	1:53.348 (3)	94.29	0.481	14:47:39.019
12 -	35.643	125.6	39.769	153.5	38.598	161.7	1:54.010	93.74	1.143	14:49:33.029

RACE - SECTOR ANALYSIS



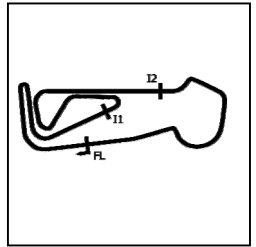
SECTOR 1 = FL to I1, SECTOR 2 = I1 to I2, SECTOR 3 = I2 to FL, DIFF = Difference To Personal Best Lap, P = Crossed Finish Line in Pit Lane, D = Time Disallowed

P19 25		Jorel BOERBOOM				Kawasaki - G&S Bict Groep Racing				
IDEAL LAP TIME : 1:53.753		BEST LAP TIME : 1:53.913				DIFFERENCE : 0.160				
LAP	SECTOR 1		SECTOR 2		SECTOR 3		LAP TIME	MPH	DIFF	TIME OF DAY
1 -		123.1	40.866	152.1	38.359	161.3	2:02.599	87.17	8.686	14:27:59.731
2 -	36.042	124.7	40.413	151.8	38.464	160.5	1:54.919	93.00	1.006	14:29:54.650
3 -	35.735	123.1	40.081	158.6	38.602	159.4	1:54.418 (3)	93.41	0.505	14:31:49.068
4 -	36.887	114.5	40.543	144.3	39.090	160.1	1:56.520	91.72	2.607	14:33:45.588
5 -	36.492	114.7	47.430	92.4	45.194	92.8	2:09.116	82.77	15.203	14:35:54.704
6 -	44.004	59.8	49.226	101.0	43.044	162.8	2:16.274	78.43	22.361	14:38:10.978
7 -	36.018	118.7	40.211	154.6	38.464	159.4	1:54.693	93.18	0.780	14:40:05.671
8 -	35.554	125.2	39.980	160.1	38.379	161.3	1:53.913 (1)	93.82		14:41:59.584
9 -	35.936	122.9	40.184	154.9	38.219	160.5	1:54.339 (2)	93.47	0.426	14:43:53.923
10 -	35.658	123.3	40.436	154.2	38.706	160.1	1:54.800	93.10	0.887	14:45:48.723
11 -	36.086	119.4	40.256	156.7	38.404	159.4	1:54.746	93.14	0.833	14:47:43.469
12 -	35.824	124.2	40.239	159.4	38.768	159.0	1:54.831	93.07	0.918	14:49:38.300

P20 31		Sam COX				BMW - Sam Cox Racing				
IDEAL LAP TIME : 1:53.342		BEST LAP TIME : 1:53.999				DIFFERENCE : 0.657				
LAP	SECTOR 1		SECTOR 2		SECTOR 3		LAP TIME	MPH	DIFF	TIME OF DAY
1 -		116.7	40.849	146.2	38.824	165.2	2:03.702	86.40	9.703	14:28:00.834
2 -	36.659	117.3	40.136	142.7	38.406	165.2	1:55.201	92.77	1.202	14:29:56.035
3 -	35.974	121.7	39.901	147.1	38.265	163.2	1:54.140 (3)	93.64	0.141	14:31:50.175
4 -	36.447	116.5	40.772	141.2	38.784	163.6	1:56.003	92.13	2.004	14:33:46.178
5 -	37.110	103.2	47.020	83.3	45.322	91.0	2:09.452	82.56	15.453	14:35:55.630
6 -	43.849	61.5	49.548	99.5	42.871	165.2	2:16.268	78.43	22.269	14:38:11.898
7 -	36.107	119.4	40.321	147.8	38.081	163.6	1:54.509	93.33	0.510	14:40:06.407
8 -	35.792	124.0	40.292	151.8	38.012	164.0	1:54.096 (2)	93.67	0.097	14:42:00.503
9 -	36.328	118.7	39.866	150.4	37.805	165.2	1:53.999 (1)	93.75		14:43:54.502
10 -	35.954	118.1	39.971	150.8	38.489	163.6	1:54.414	93.41	0.415	14:45:48.916
11 -	36.061	114.5	40.149	146.5	38.699	162.8	1:54.909	93.01	0.910	14:47:43.825
12 -	35.671	119.1	40.104	149.7	38.852	162.0	1:54.627	93.24	0.628	14:49:38.452

P21 73		David BROOK				Honda - Guildford Audio by Brook Motorsport				
IDEAL LAP TIME : 1:53.811		BEST LAP TIME : 1:53.922				DIFFERENCE : 0.111				
LAP	SECTOR 1		SECTOR 2		SECTOR 3		LAP TIME	MPH	DIFF	TIME OF DAY
1 -		119.6	41.450	158.2	38.823	156.0	2:05.158	85.39	11.236	14:28:02.290
2 -	36.162	121.7	40.600	157.9	39.079	160.1	1:55.841	92.26	1.919	14:29:58.131
3 -	36.025	126.1	40.398	148.4	38.967	160.1	1:55.390	92.62	1.468	14:31:53.521
4 -	35.947	124.9	40.865	151.4	39.095	160.5	1:55.907	92.21	1.985	14:33:49.428
5 -	36.829	121.1	45.677	104.2	44.260	79.2	2:06.766	84.31	12.844	14:35:56.194
6 -	44.114	74.8	49.077	95.1	43.408	161.3	2:16.599	78.24	22.677	14:38:12.793
7 -	36.089	120.0	40.505	159.0	38.349	160.1	1:54.943 (3)	92.98	1.021	14:40:07.736
8 -	35.485	127.8	40.312	162.0	38.125	160.5	1:53.922 (1)	93.81		14:42:01.658
9 -	35.729	128.3	40.201	157.1	38.327	159.0	1:54.257 (2)	93.54	0.335	14:43:55.915
10 -	36.005	133.1	40.890	152.1	38.598	157.9	1:55.493	92.54	1.571	14:45:51.408
11 -	36.330	127.3	40.538	156.0	39.043	156.7	1:55.911	92.20	1.989	14:47:47.319
12 -	36.360	131.5	40.966	155.3	38.905	158.6	1:56.231	91.95	2.309	14:49:43.550

RACE - SECTOR ANALYSIS



SECTOR 1 = FL to I1, SECTOR 2 = I1 to I2, SECTOR 3 = I2 to FL, DIFF = Difference To Personal Best Lap, P = Crossed Finish Line in Pit Lane, D = Time Disallowed

P22 76		Luke VERWEY				BMW - WSE Racing				
IDEAL LAP TIME : 1:55.300		BEST LAP TIME : 1:55.629				DIFFERENCE : 0.329				
LAP	SECTOR 1		SECTOR 2		SECTOR 3		LAP TIME	MPH	DIFF	TIME OF DAY
1 -		118.1	41.913	149.7	39.096	162.4	2:06.109	84.75	10.480	14:28:03.241
2 -	36.641	127.5	41.402	147.8	39.426	164.0	1:57.469	90.98	1.840	14:30:00.710
3 -	36.690	123.3	40.595	139.2	39.162	159.7	1:56.447	91.78	0.818	14:31:57.157
4 -	37.186	112.7	41.181	139.8	39.570	157.9	1:57.937	90.62	2.308	14:33:55.094
5 -	37.147	120.9	41.679	113.7	42.727	80.1	2:01.553	87.92	5.924	14:35:56.647
6 -	44.300	71.0	49.257	107.2	43.393	165.6	2:16.950	78.04	21.321	14:38:13.597
7 -	36.605	123.5	40.960	144.3	39.395	163.6	1:56.960	91.38	1.331	14:40:10.557
8 -	37.243	127.8	40.505	148.1	38.687	164.0	1:56.435 (3)	91.79	0.806	14:42:06.992
9 -	36.272	123.3	40.526	152.5	38.904	162.4	1:55.702 (2)	92.37	0.073	14:44:02.694
10 -	36.108	128.0	40.642	151.4	38.879	161.3	1:55.629 (1)	92.43		14:45:58.323
11 -	36.757	127.3	40.920	149.4	39.087	162.4	1:56.764	91.53	1.135	14:47:55.087
12 -	36.719	122.6	40.986	148.7	39.114	163.2	1:56.819	91.49	1.190	14:49:51.906

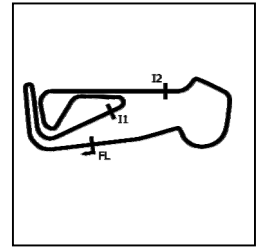
P23 22		Dave MACKAY				Suzuki - True Heroes Racing				
IDEAL LAP TIME : 1:55.753		BEST LAP TIME : 1:55.833				DIFFERENCE : 0.080				
LAP	SECTOR 1		SECTOR 2		SECTOR 3		LAP TIME	MPH	DIFF	TIME OF DAY
1 -		114.9	42.265	141.5	39.387	160.5	2:06.405	84.55	10.572	14:28:03.537
2 -	36.756	119.1	40.794	149.1	39.060	158.2	1:56.610	91.65	0.777	14:30:00.147
3 -	36.471	116.5	41.099	139.5	39.221	157.1	1:56.791	91.51	0.958	14:31:56.938
4 -	36.991	111.2	41.349	145.2	39.648	155.3	1:57.988	90.58	2.155	14:33:54.926
5 -	36.703	115.3	42.104	116.1	42.771	80.5	2:01.578	87.91	5.745	14:35:56.504
6 -	44.266	68.4	49.189	104.6	43.305	160.1	2:16.760	78.15	20.927	14:38:13.264
7 -	36.473	116.1	41.052	145.5	39.056	156.7	1:56.581	91.67	0.748	14:40:09.845
8 -	36.470	117.9	41.046	142.1	38.749	156.4	1:56.265 (2)	91.92	0.432	14:42:06.110
9 -	36.721	116.7	41.114	147.8	39.079	156.4	1:56.914	91.41	1.081	14:44:03.024
10 -	36.552	115.3	41.270	144.9	39.096	154.9	1:56.918	91.41	1.085	14:45:59.942
11 -	36.480	114.9	40.890	147.8	39.010	154.9	1:56.380 (3)	91.83	0.547	14:47:56.322
12 -	36.308	116.5	40.696	142.1	38.829	158.2	1:55.833 (1)	92.27		14:49:52.155

P24 39		Max MORGAN				Kawasaki - MSS Performance				
IDEAL LAP TIME : 1:53.345		BEST LAP TIME : 1:53.454				DIFFERENCE : 0.109				
LAP	SECTOR 1		SECTOR 2		SECTOR 3		LAP TIME	MPH	DIFF	TIME OF DAY
1 -		120.4	41.293	156.7	38.926	160.5	2:05.509	85.15	12.055	14:28:02.641
2 -	36.222	124.0	40.245	159.0	38.586	160.9	1:55.053	92.89	1.599	14:29:57.694
3 -	35.755	126.6	40.285	156.4	38.604	159.4	1:54.644	93.22	1.190	14:31:52.338
4 -	36.174	119.4	41.009	148.4	39.585	158.2	1:56.768	91.53	3.314	14:33:49.106
5 -	36.578	119.8	45.233	87.9	44.953	84.2	2:06.764	84.31	13.310	14:35:55.870
6 -	43.717	62.6	49.567	95.7	43.225	163.2	2:16.509	78.29	23.055	14:38:12.379
7 -	36.001	122.0	40.343	157.1	38.260	162.4	1:54.604	93.26	1.150	14:40:06.983
8 -	35.555	124.9	40.346	155.7	37.990	162.8	1:53.891 (2)	93.84	0.437	14:42:00.874
9 -	35.664	128.5	39.800	156.4	37.990	161.3	1:53.454 (1)	94.20		14:43:54.328
10 -	35.726	125.4	40.007	160.9	38.428	158.6	1:54.161 (3)	93.62	0.707	14:45:48.489
11 -	36.231	122.6	40.004	157.9	39.679	111.6	1:55.914	92.20	2.460	14:47:44.403

P25 4		Dan LINFOOT				Honda - Optimum Bikes Racing				
IDEAL LAP TIME : 1:49.739		BEST LAP TIME : 1:49.843				DIFFERENCE : 0.104				
LAP	SECTOR 1		SECTOR 2		SECTOR 3		LAP TIME	MPH	DIFF	TIME OF DAY
1 -		128.5	38.833	164.4	36.802	167.3	1:55.218	92.76	5.375	14:27:52.350
2 -	34.529	128.3	38.564	168.1	36.750	164.8	1:49.843 (1)	97.30		14:29:42.193

P26 86		Charlie NESBITT				Suzuki - VisionTrack Suzuki				
IDEAL LAP TIME : 1:49.486		BEST LAP TIME : 1:50.121				DIFFERENCE : 0.635				
LAP	SECTOR 1		SECTOR 2		SECTOR 3		LAP TIME	MPH	DIFF	TIME OF DAY
1 -		131.0	39.086	164.4	37.045	160.1	1:55.980	92.15	5.859	14:27:53.112
2 -	34.800	131.8	38.728	168.6	36.593	163.2	1:50.121 (1)	97.05		14:29:43.233

RACE - SECTOR ANALYSIS



SECTOR 1 = FL to I1, SECTOR 2 = I1 to I2, SECTOR 3 = I2 to FL, DIFF = Difference To Personal Best Lap, P = Crossed Finish Line in Pit Lane, D = Time Disallowed

P27	77	Brent HARRAN				Honda - Optimum Bikes Racing				
IDEAL LAP TIME : 1:51.438		BEST LAP TIME : 1:51.848		DIFFERENCE : 0.410						
LAP	SECTOR 1	SECTOR 2		SECTOR 3		LAP TIME	MPH	DIFF	TIME OF DAY	
1 -		127.5	39.331	159.0	37.184	164.8	1:57.576	90.90	5.728	14:27:54.708
2 -	34.998	126.6	39.408	157.9	37.442	164.4	1:51.848 (1)	95.55		14:29:46.556

P28	59	Matt TRUELOVE				Aprilia - IN Competition / Aprilia				
IDEAL LAP TIME : 1:55.990		BEST LAP TIME :		DIFFERENCE :						
LAP	SECTOR 1	SECTOR 2		SECTOR 3		LAP TIME	MPH	DIFF	TIME OF DAY	
1 -	124.9	40.133	156.0	40.325	164.4	2:03.517	86.53		14:28:00.649	

MCRCB BULLETIN TK359

2022 Bennetts British Superbike Championship - Round 8

2022 Pirelli National Superstock Championship with MotoNovo

RACE - BEST SECTORS

SECTOR 1			SECTOR 2			SECTOR 3			IDEAL / BEST COMPARISON						
POS	NO	NAME	TIME	NO	NAME	TIME	NO	NAME	TIME	POS	NO	NAME	IDEAL	BEST	DIFF
													PERFECT LAP	1:49.402	
1	86	NESBITT	34.278	74	TODD	38.531	86	NESBITT	36.593	1	86	NESBITT	1:49.486	1:50.121	0.635
2	74	TODD	34.334	75	OLSEN	38.563	74	TODD	36.624	2	74	TODD	1:49.489	1:49.854	0.365
3	75	OLSEN	34.412	4	LINFOOT	38.564	75	OLSEN	36.637	3	75	OLSEN	1:49.612	1:49.772	0.160
4	4	LINFOOT	34.425	86	NESBITT	38.615	4	LINFOOT	36.750	4	4	LINFOOT	1:49.739	1:49.843	0.104
5	14	NEAVE	34.494	14	NEAVE	38.657	14	NEAVE	36.781	5	14	NEAVE	1:49.932	1:50.365	0.433
6	57	DAY	34.565	5	KERR	38.698	5	KERR	36.782	6	5	KERR	1:50.135	1:50.401	0.266
7	18	WINFIELD	34.649	57	DAY	38.760	57	DAY	36.898	7	57	DAY	1:50.223	1:50.244	0.021
8	5	KERR	34.655	21	WARD	38.948	40	FRANCIS	37.088	8	40	FRANCIS	1:50.803	1:51.186	0.383
9	21	WARD	34.715	40	FRANCIS	38.967	27	ESTMENT	37.182	9	21	WARD	1:50.855	1:51.014	0.159
10	40	FRANCIS	34.748	27	ESTMENT	39.024	77	HARRAN	37.184	10	27	ESTMENT	1:50.972	1:51.271	0.299
11	27	ESTMENT	34.766	18	WINFIELD	39.093	55	BEECH	37.188	11	18	WINFIELD	1:50.981	1:51.153	0.172
12	55	BEECH	34.882	55	BEECH	39.146	21	WARD	37.192	12	55	BEECH	1:51.216	1:51.426	0.210
13	2	TOMS	34.902	24	CUMMINS	39.177	99	LUXTON	37.212	13	77	HARRAN	1:51.438	1:51.848	0.410
14	77	HARRAN	34.978	77	HARRAN	39.276	18	WINFIELD	37.239	14	2	TOMS	1:51.589	1:51.877	0.288
15	19	TALBOT	34.980	2	TOMS	39.307	2	TOMS	37.380	15	24	CUMMINS	1:51.737	1:52.084	0.347
16	24	CUMMINS	35.119	19	TALBOT	39.310	24	CUMMINS	37.441	16	99	LUXTON	1:51.882	1:52.243	0.361
17	12	CHiodo	35.175	12	CHiodo	39.318	19	TALBOT	37.626	17	19	TALBOT	1:51.916	1:52.133	0.217
18	99	LUXTON	35.219	94	STAINTON	39.423	31	COX	37.805	18	12	CHiodo	1:52.358	1:52.743	0.385
19	56	WHITE	35.222	56	WHITE	39.432	94	STAINTON	37.819	19	56	WHITE	1:52.727	1:52.867	0.140
20	7	VERWEY	35.363	99	LUXTON	39.451	7	VERWEY	37.862	20	94	STAINTON	1:52.784	1:53.005	0.221
21	73	BROOK	35.485	7	VERWEY	39.605	12	CHiodo	37.865	21	7	VERWEY	1:52.830	1:52.983	0.153
22	94	STAINTON	35.542	39	MORGAN	39.800	39	MORGAN	37.990	22	31	COX	1:53.342	1:53.999	0.657
23	25	BOERBOOM	35.554	31	COX	39.866	56	WHITE	38.073	23	39	MORGAN	1:53.345	1:53.454	0.109
24	39	MORGAN	35.555	25	BOERBOOM	39.980	73	BROOK	38.125	24	25	BOERBOOM	1:53.753	1:53.913	0.160
25	59	TRUELOVE	35.565	59	TRUELOVE	40.100	25	BOERBOOM	38.219	25	73	BROOK	1:53.811	1:53.922	0.111
26	31	COX	35.671	73	BROOK	40.201	76	VERWEY	38.687	26	76	VERWEY	1:55.300	1:55.629	0.329
27	76	VERWEY	36.108	76	VERWEY	40.505	22	MACKAY	38.749	27	22	MACKAY	1:55.753	1:55.833	0.080
28	22	MACKAY	36.308	22	MACKAY	40.696	59	TRUELOVE	40.325	28	59	TRUELOVE	1:55.990		
29															
30															
31															

MCRCB BULLETIN TK360**2022 Bennetts British Superbike Championship - Round 8****2022 Pirelli National Superstock Championship with MotoNovo****RACE - BEST SPEEDS**

POS	INTERMEDIATE 1			INTERMEDIATE 2			FINISH LINE		
	NO	NAME	MPH	NO	NAME	MPH	NO	NAME	MPH
1	74	TODD	137.7	14	NEAVE	172.9	7	VERWEY	170.3
2	75	OLSEN	137.5	75	OLSEN	172.5	56	WHITE	170.3
3	21	WARD	137.2	74	TODD	169.8	75	OLSEN	169.0
4	14	NEAVE	135.8	5	KERR	169.0	21	WARD	169.0
5	5	KERR	135.8	18	WINFIELD	168.6	2	TOMS	169.0
6	12	CHiodo	135.8	55	BEECH	168.6	55	BEECH	169.0
7	18	WINFIELD	134.4	86	NESBITT	168.6	94	STAINTON	169.0
8	86	NESBITT	133.6	4	LINFOOT	168.1	5	KERR	168.6
9	4	LINFOOT	133.4	40	FRANCIS	167.3	99	LUXTON	168.6
10	73	BROOK	133.1	21	WARD	166.5	18	WINFIELD	168.1
11	57	DAY	132.3	19	TALBOT	165.6	14	NEAVE	167.7
12	40	FRANCIS	132.1	57	DAY	165.2	4	LINFOOT	167.3
13	27	ESTMENT	130.5	24	CUMMINS	164.4	24	CUMMINS	166.9
14	19	TALBOT	129.8	7	VERWEY	164.4	74	TODD	166.5
15	55	BEECH	129.8	73	BROOK	162.0	57	DAY	166.5
16	7	VERWEY	129.5	94	STAINTON	161.3	19	TALBOT	166.1
17	94	STAINTON	129.3	2	TOMS	160.9	12	CHiodo	165.6
18	2	TOMS	129.0	39	MORGAN	160.9	76	VERWEY	165.6
19	24	CUMMINS	129.0	56	WHITE	160.1	27	ESTMENT	165.2
20	39	MORGAN	128.5	25	BOERBOOM	160.1	31	COX	165.2
21	56	WHITE	128.0	12	CHiodo	159.4	77	HARRAN	164.8
22	76	VERWEY	128.0	77	HARRAN	159.0	59	TRUELOVE	164.4
23	77	HARRAN	127.5	99	LUXTON	157.1	40	FRANCIS	163.6
24	59	TRUELOVE	127.0	59	TRUELOVE	156.0	39	MORGAN	163.2
25	99	LUXTON	125.6	27	ESTMENT	154.2	86	NESBITT	163.2
26	25	BOERBOOM	125.2	76	VERWEY	152.5	25	BOERBOOM	162.8
27	31	COX	124.0	31	COX	151.8	73	BROOK	161.3
28	22	MACKAY	119.1	22	MACKAY	149.1	22	MACKAY	160.5
29									
30									
31									

MCRCB BULLETIN TK361

2022 Bennetts British Superbike Championship - Round 8

2022 Pirelli National Superstock Championship with MotoNovo

RACE - STATISTICS

Competitors Started	31
Planned Start	2022-09-11 @ 14:25:00.000
Actual Start	2022-09-11 @ 14:25:57.131
Finish Time	2022-09-11 @ 14:49:07.090
Track Length	2.9689mi.
Total Laps	295
Total Distance Covered	875.8289mi.

Session Fastest Lap History

NO	NAME	LAP TIME	TIME OF DAY	LAP	VEHICLE
4	Dan LINFOOT	1:49.843	14:29:42.193	2	Honda
75	Alex OLSEN	1:49.772	14:43:37.154	9	BMW

Session Leader History

NO	NAME	FROM LAP	LAPS LED	DISTANCE	VEHICLE
74	Davey TODD	1	1	2.96 miles	Honda
4	Dan LINFOOT	2	1	2.96 miles	Honda
75	Alex OLSEN	3	5	14.84 miles	BMW
74	Davey TODD	8	5	14.84 miles	Honda

Flag History

TYPE	TIME OF DAY
GREEN	14:25:57.131
SAFETY	14:31:54.155
GREEN	14:38:02.625
FINISH	14:49:07.090

Flag Statistics

TYPE	COUNT	TOTAL LAPS	TOTAL TIME
Green	2	10	20:01.771
Red	0	0	0.000
Safety Car	1	2	6:08.470
FCY	0	0	0.000

MCRCB BULLETIN TK362

2022 Bennetts British Superbike Championship - Round 8

2022 Pirelli National Superstock Championship with MotoNovo

RACE - SESSION NOTES

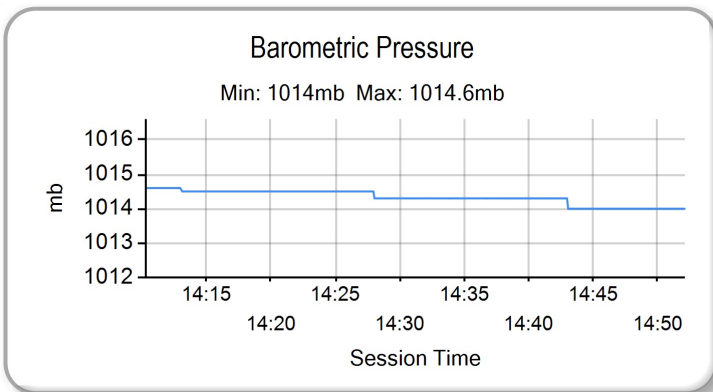
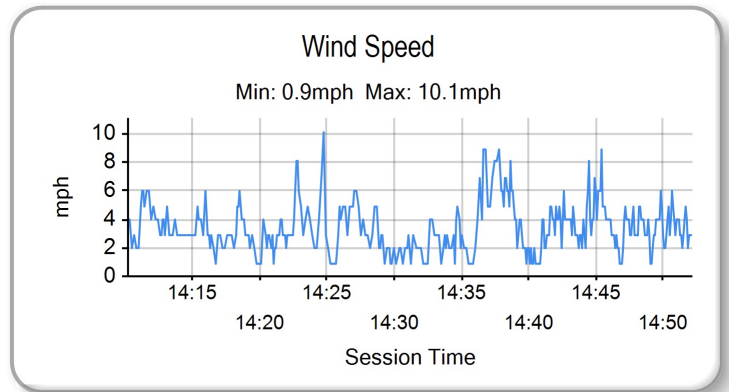
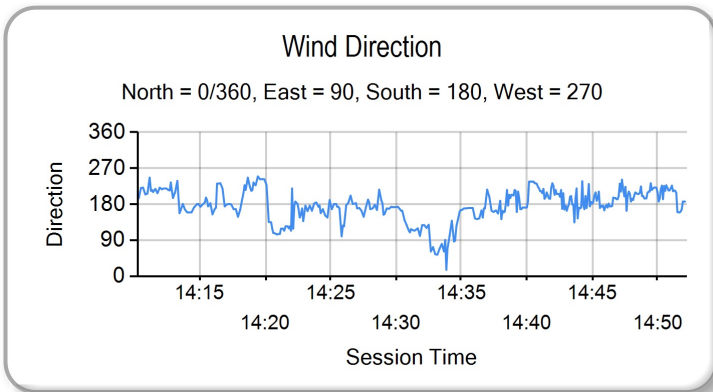
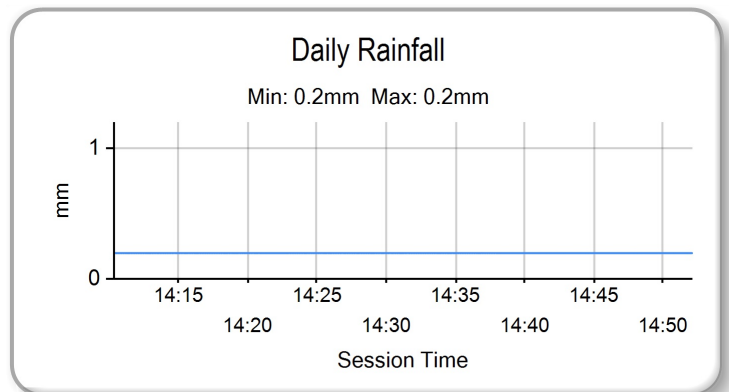
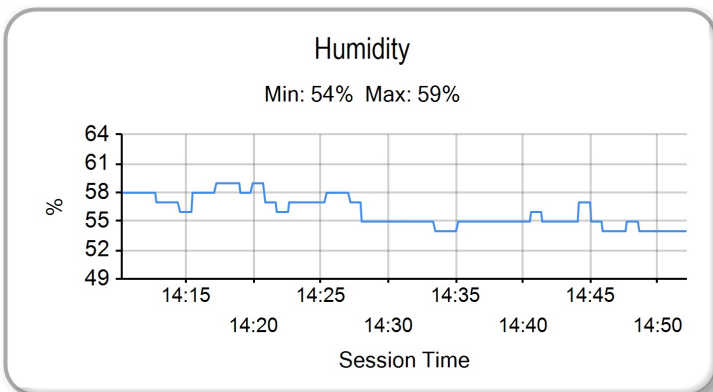
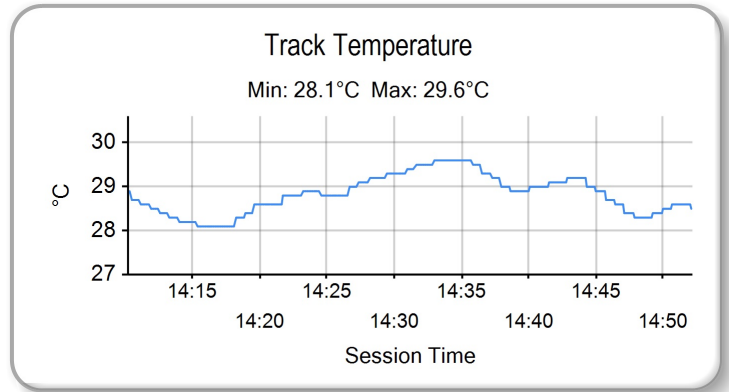
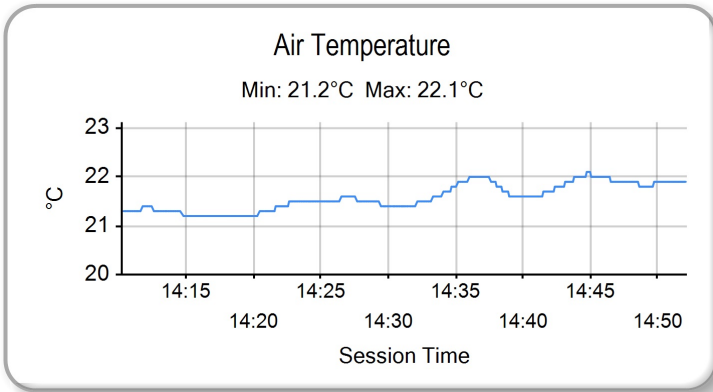
TIME	MESSAGE
14:13:08	PITLANE OPEN
14:18:04	5 MINUTES TO WARM UP LAP
14:20:01	3 MINUTES TO WARM UP LAP
14:22:02	1 MINUTE TO WARM UP LAP
14:22:32	30 SECONDS TO WARM UP LAP
14:22:45	GREEN FLAG
14:22:46	GREEN FLAG - WARM UP LAP
14:25:36	RACE START
14:27:03	NO.S 8, 3, 51 FALLERS AT T2 WILSON - RIDERS OK
14:27:23	INCIDENT ON LAP 1 AT TURN 2 UNDER INVESTIGATION
14:29:59	NO. 59 STOPPED TECHNICAL PROBLEM AT T8 BRUNDLE
14:31:53	SAFETY CAR
14:37:34	SAFETY CAR IN THIS LAP
14:38:01	GREEN FLAG
14:38:07	NO.S 4, 86 & 77 FALLERS AT T12 MURRAYS - RIDERS TO MEDICAL CENTRE
14:41:56	TWO THIRDS DISTANCE COMPLETED
14:41:56	
14:48:33	NO. 39 STOPPED TECHNICAL PROBLEM AT PIT EXIT

MCRCB BULLETIN TK363

2022 Bennetts British Superbike Championship - Round 8

2022 Pirelli National Superstock Championship with MotoNovo

RACE - WEATHER CONDITIONS



2022 Pirelli National Superstock Championship with MotoNovo
RIDERS POINTS AFTER ROUND 13 - AMENDED


	TOTAL	GAP	DIFF	1 15th - 17th April	2 Silverstone National	3 30th April - 2nd May Oulton Park International	4 20th - 22nd May	5 Donington Park National	6 17th - 19th June	7 Knockhill	8 22nd - 24th July	9 Brands Hatch GP	10 12th - 14th August	11 Thruxton	12 27th - 29th August Cadwell Park	13 9th - 11th September Snetterton 300	14 23rd - 25th September	15 Oulton Park International	16 30th Sept - 2nd Oct	17 Donington Park GP	18 14th - 16th October Brands Hatch GP	Wins	Seconds	Thirds		
1	Davey TODD (Honda)	191		10	11	16	16	20	13	16	11	20	13	20	25								1	3	3	
2	Billy McCONNELL (Honda)	186	5		16	25		10	25	20	25	16	13	20	16									3	2	3
3	Alex OLSEN (BMW)	173	18	13		20	11	13	11	11	11	13	25	25	13	20								2	2	0
4	Brayden ELLIOTT (Honda)	149	42	24	20	8	20	25	13	20	13	8	5	9	8									1	3	0
5	Richard KERR (Honda)	141	50	8	6	2	7	11	16	13	25	9	7	10	11	11	13							1	0	1
6	Tim NEAVE (Yamaha)	131	60	10	25	25	10	20	25					5	5	16								3	1	1
7	Tom WARD (Aprilia)	126	65	5	16	9	8	10	8	16	16	8	10	8	10	7								0	0	3
8	Charlie NESBITT (Suzuki)	98	93	28				7	11	10		4	9	16	16	25								1	0	2
9	Lewis ROLLO (Honda)	79	112	19		13	9		3	9	10		5	11	10	9								0	0	0
10	David ALLINGHAM (Honda)	69	122	10	9	6	13	8		3	10	20												0	1	0
11	Brent HARRAN (Honda)	67	124	2	13	7	6	5	9	7	8		1	9	2									0	0	0
12	Levi DAY (Suzuki)	56	135	11	8	5	5		6	1	2	5	6	4		4	10							0	0	0
13	Shaun WINFIELD (Honda)	53	138	3	4	1		3		4	4	6		7	7	6	11							0	0	0
14	Joe FRANCIS (Kawasaki)	46	145	7		3			5	8		7	8	6		9								0	0	0
15	Richard COOPER (Suzuki)	45	146	1								20	25											1	1	0
16	Jack NIXON (BMW)	44	147	1	11	10	3	6	7	2				2	3									0	0	0
17	Joe TALBOT (Kawasaki)	26	165	18	2		2		4	5	7					6								0	0	0
18	Luke HEDGER (Suzuki)	25	166	1				9	1			2	3	6	4									0	0	0
19	Ashley BEECH (Suzuki)	25	166	0	5		4			1			3	1	7	4								0	0	0
20	Joe SHELDON-SHAW (Suzuki)	22	169	3	1			1		6	6	3	4	1										0	0	0
21	Kade VERWEY (BMW)	12	179	10						9	1	2												0	0	0
22	TJ TOMS (Kawasaki)	12	179	0				2		5						5								0	0	0
23	Ian HUTCHINSON (BMW)	11	180	1	7	4																		0	0	0
24	Bjorn ESTMENT (Suzuki)	9	182	2											1	8								0	0	0
25	Matt TRUELOVE (Aprilia)	7	184	2	3		1								3									0	0	0
26	Tom OLIVER (Suzuki)	6	185	1				4	2															0	0	0
27	Conor CUMMINS (Honda)	5	186	1											2	3								0	0	0
28	Matthew PAULO (BMW)	3	188	2					3															0	0	0
29	Ben LUXTON (BMW)	2	189	1												2								0	0	0
30	Mark CHIODO (Yamaha)	1	190	1												1								0	0	0