

OMOLOGATO®



PIRELLI

SUPERSTOCK

NATIONAL CHAMPIONSHIP



Santander
Consumer Finance

PIRELLI NATIONAL SUPERSTOCK CHAMPIONSHIP

With Santander Consumer Finance

MSVR
MOTORSPORT VISION RACING

Round 6
Cadwell Park

26th – 28th August 2023



SPORTS TIMING

TIMING SOLUTIONS LTD

Timing & Results Provided by Timing Solutions Ltd

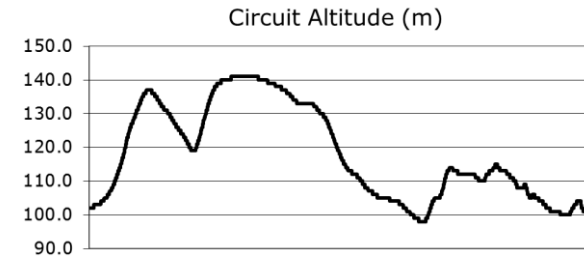
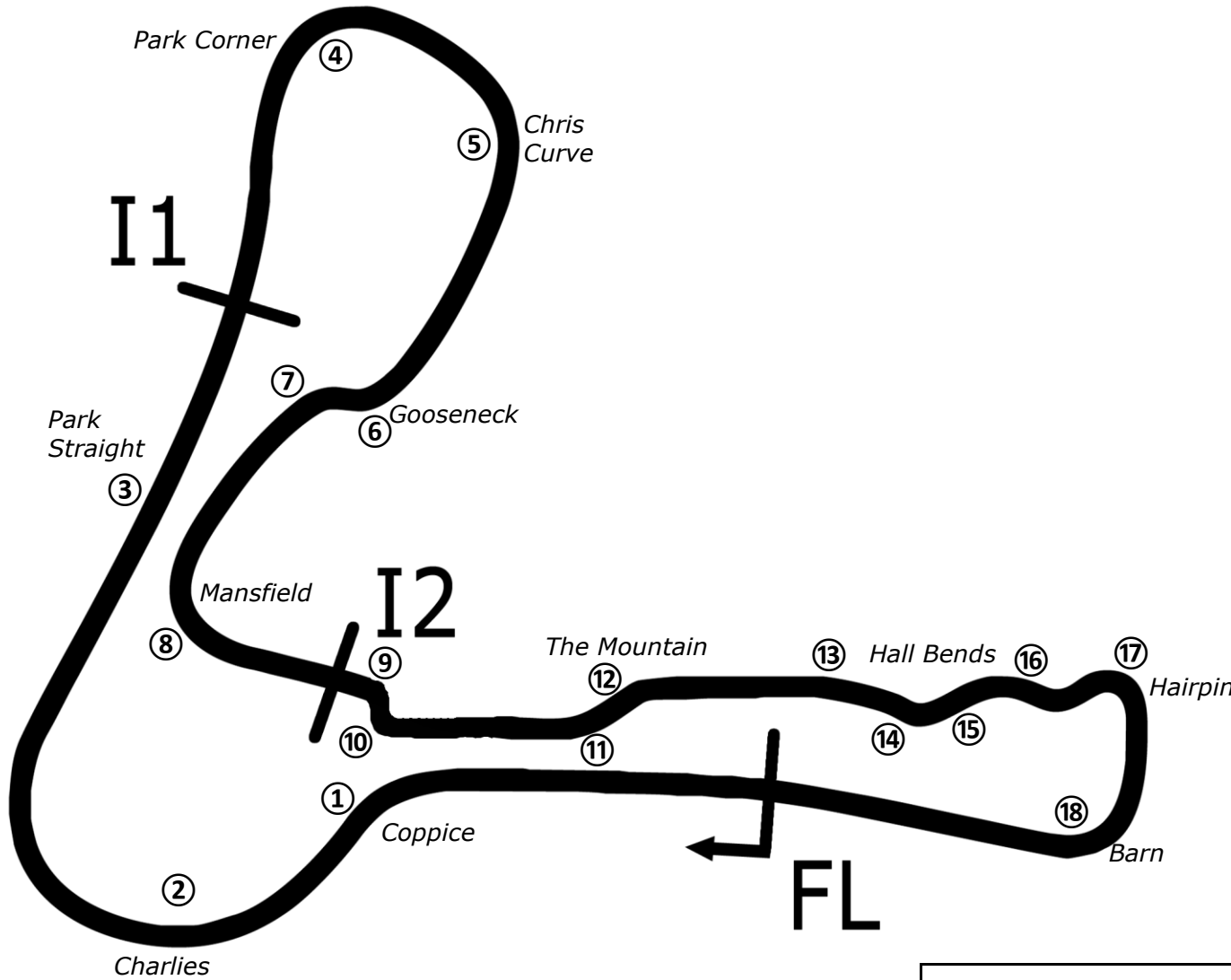
www.tsl-timing.com

Cadwell Park



SPORTS TIMING

TIMING SOLUTIONS LTD



Length	2.1800 miles	3508.4 m	
FL		53.31024 N	0.05940 W
I1	1190m	53.30746 N	0.06718 W
I2	2330m	53.30708 N	0.06270 W
Pit Entry	3472m	53.31103 N	0.05889 W
Pit Exit	0m after FL	53.31030 N	0.05940 W
Pit Entry-Pit Exit 92m, 5.5s @60kph, 4.1s @80kph			

Best Sector Information (Any Session)

Race Lap Records		Sector 1	S1 Trap (mph)	Sector 2	S2 Trap (mph)	Sector 3	F/L Trap (mph)
Superbikes	1:25.858	21.516	170.3	27.532	NONE	35.738	162.4
Superstock (1000)	1:27.604	22.267	163.6	28.225	NONE	36.692	158.6
Supersport / GP2	1:28.738	22.474	152.8	28.114	NONE	37.069	146.5
Junior Superstock (600)	1:30.896	23.065	147.8	28.907	NONE	38.030	142.4
Sidecar 600	1:31.100	23.845	131.5	28.385	NONE	38.695	118.1
BMW F900 R Cup	TBE	TBE	TBE	TBE	TBE	TBE	TBE
BSB Best Lap Ever	1:25.457	Bradley Ray - Rich Energy OMG Racing Yamaha - (QSP 28/8/22)					

START LIST



NO	CL	NAME	NAT	ENTRY
3		Billy McCONNELL	McC	AUS Honda - C&L Fairburn Properties Jackson Racing
4		Dan LINFOOT	LIN	GBR Honda - Optimum Bikes Racing Ltd
5		Richard KERR	KER	IRL Honda - AMD Motorsport
8		Lewis ROLLO	ROL	GBR Aprilia - IN Competition / Aprilia
10		Joe SHELDON-SHAW	SSH	GBR Kawasaki - Team SBR Kawasaki
11		Simon REID	REI	GBR Honda - C&L Fairburn Properties Jackson Racing
12		Luke HEDGER	HED	GBR Kawasaki - MAD Racing
16		Scott McFARLANE	SEL	GBR Suzuki - True Heroes Racing
17		Matty WHELAN	WHE	GBR Suzuki - Milestone by ATS Racing
18		Shaun WINFIELD	WIN	GBR Honda - TAG Racing
19		Joe TALBOT	TAL	GBR Honda - JR Performance Racing
23		David ALLINGHAM	ALL	GBR Honda - SMS Racing
24		Conor CUMMINS	CUM	GBR Honda - Milenco by Padgetts Motorcycles
25		Jorel BOERBOOM	BOE	NLD Kawasaki - G&S Racing
26		Joe MOORE	MOO	GBR Suzuki - Clearline Racing
27		Max SYMONDS	SYM	GBR Yamaha - Symonds Racing
31		Sam COX	COX	GBR BMW - Sam Cox Racing with Armada Marine Cables
33		Connor THOMSON	THO	GBR Kawasaki - Sound Advice Hearing Racing
34		Alastair SEELEY	SEE	GBR BMW - SYNETIQ BMW Motorrad
39		Max MORGAN	MOR	GBR Kawasaki - MSS Performance
40		Joe FRANCIS	FRA	GBR Kawasaki - STAUFF Fluid Power / GR Motosport
45		Scott SWANN	SWA	GBR Yamaha - Swann Racing
51		Brayden ELLIOTT	ELL	AUS Kawasaki - DAO Racing
54		Tim NEAVE	NEA	GBR Honda - Marvel HCL Motorsport
55		Ash BEECH	BEE	GBR Honda - Jones Dorling Racing
57		Richard WHITE	WHI	GBR BMW - Trackdudes powered by Hilltop Motorcycles
59		Matt TRUELOVE	TRU	GBR Honda - TAG Racing
66		Morgan McLAREN-WOOD	MWO	NZL Kawasaki - Team SBR Kawasaki
71		Philip CROWE	CRO	GBR BMW - Crowe Performance
80		Callum BEY	BEY	GBR Suzuki - FilterLogic by EightZero Racing
90		Rory PARKER	PAR	GBR Suzuki - RP Racing
96		Kieran SMITH	SMI	GBR Honda - Corkie Racing
99		Ben LUXTON	LUX	GBR Honda - Ben Luxton Racing

Total Competitors: 33

Cadwell Park: 2.1800 miles

Results can be found at www.britishsuperbike.com

Printed - 10:58 Wednesday, 23 August 2023



2022 Pirelli National Superstock Championship with Santander Consumer Finance
RIDER PERFORMANCE CHART



#	NAME / BIKE	7th - 9th April		Silverstone National	29th April - 1st May		19th - 21st May		16th - 18th June		7th - 9th July		21st - 23rd July		11th - 13th August		26th - 28th August		15th - 17th September		29th Sept - 1st October		13th - 15th October	
		1	2	3	4	5	6	7	8	9	10	11	12	13	14	15	16	17	18					
2	John McGUINNESS (Honda)	22	20	20																				
3	Billy McCONNELL (Honda)	3	DNF	DNF	DNF	7	4	3	3	DNF	1	3												
4	Dan LINFOOT (Honda)	4	2*	1	2	1*	1*	1	DNF	1*	3	1*												
5	Richard KERR (Honda)	5	5	2	1	2	2	4	4	4	2*	2												
6	Criag NEVE (Honda)	25	DNF	DNQ							21	22												
7	Kade VERWEY (BMW)	15	14																					
8	Lewis ROLLO (Aprilia)	8	DNF	7	5	4	14	10	5	6	4	4												
9	Michael DUNLOP (Honda)	DNF	17																					
10	Joe SHELDON-SHAW (Suzuki)	13	11	6	DNS				15	DNF	15	15												
11	Simon REID (Honda)	21	19	16	15	16	16	DNF	12	15	23	18												
12	Luke HEDGER (Kawasaki)	18	16	5	11	10	6	9	8	9	13	17												
13	Lewis PATERSON (Suzuki)					DNF	21																	
15	Nathan HARRISON (Honda)	24	DNF	15							22	20												
17	Matty WHELAN (Suzuki)	32	24	24	17	21	DNF	23	DNF	22														
18	Shaun WINFIELD (Honda)	DNF	DNF	9	14	13	15	11	14	13	9	10												
19	Joe TALBOT (Honda)	6*	4	4	4	6	8	5	2	5	8	7												
20	David JOHNSON (Honda)	DNF	29																					
22	Dave MACKAY (Suzuki)	DNQ	28								31	27												
23	David ALLINGHAM (Honda)	11	9	8	8	12	12	13	16	11	17	13												
24	Conor CUMMINS (Honda)	19	18	12				14	17	12	DNF	DNF												
25	Jorel BOERBOOM (Kawasaki)	31	25	DNF	20	DNF	DNS	20	19	DNF	26	25												
26	Joe MOORE (Suzuki)	29	22	23	18	20	19	21	21	18	28	DNF												
27	Max SYMONDS (Yamaha)	30	DNF	14	DQ			18	25	19	25	23												
28	Shane RICHARDSON (Kawasaki)			DNQ																				
30 / 38	Phil ROOKE (Kawasaki)	DNQ	DNQ		DNF			28	28	24														
31	Sam COX (BMW)	16	15	DNF	16			DQ	20	17	20	21												
33	Connor THOMSON (Kawasaki)			30	25			26	24	23	29	DNF												
34	Alastair SEELEY (BMW)	10	6	DNF	3*	5	3	6	1*	3	5	8												
35	Stephen SMITH (Honda)			27	27																			
36	Jamie COWARD (Honda)	DNQ	DNQ	22																				
37	James HILLIER (Yamaha)	23	DNS	19				15	9	14	18	16												
38	Ryan CRINGLE (Honda)										24	24												
39	Max MORGAN (Kawasaki)	DNF	DNF	29	24			19	18	21	DNF	DNS												
40	Joe FRANCIS (Kawasaki)	7	7	DNF	12	11	10	22	6	DNF	14	14												
41	Peter ECCLES				DNF																			
42	Jonathan PERRY (Kawasaki)	34	DNF																					
45	Scott SWANN (Yamaha)	DNF	DNS	18	10	DNS	DNF				16	19												
50	Michael EVANS (Suzuki)	26	27	DNF																				
51	Brayden ELLIOTT (Kawasaki)	17	12	DNS	9	14	9	7	10	8	12	9												
53	Josh WAINWRIGHT (Honda)	20	21																					
54	Franco BOURNE (Honda)	2	1	3	DNF	8	5																	
54	Tim NEAVE (Honda)										7	6												
55	Ash BEECH (Honda)	14	13	11	13	9	11	12	13	7	6	5												
57	Richard WHITE (BMW)			21	21	22	DNF	DNF	26	DNF														
59	Matt TRUELOVE (Honda)	12	10	13	DNF	19	17	DNF			10	11												
61	Dave SELLERS (Suzuki)			25	DNF																			
61	Jake ARCHER (Suzuki)							24																
61	Scott McFARLANE (Suzuki)								27	25														
62	Sam WEST (BMW)	27	23																					
66	Morgan McLAREN-WOOD (Kawasaki)										30	28												
75	Alex OLSEN (Honda)	1	3	DNF	6	3	DNF	2*	11	2	DNS	DNS												
77	Brent HARRAN (Honda)	28	DNF	DNS	7	15	7	8																
79	Jason BURRILL (BMW)				DNF			27	DNF	26														
80	Callum BEY (Suzuki)			28	19	DNS	20	25	23	20	DNF	26												
83	Forest DUNN (Suzuki)	DNQ	DNQ																					
86	Frederico LOPES-REGO (BMW)	DNQ	DNF	DNF				DNF																
90	Rory PARKER (Suzuki)			26	23			DNF																
93	James SKELDING (Kawasaki)	DNF	DNF																					
94	Lee WILLIAMS (Kawasaki)			DNF	DNF																			
96	Kieran SMITH (Honda)	33	26	17	22	18	18	17	22	16	19	DNF												
97	Andrew WILLIAMS (Suzuki)				26																			
98	Ross IRWIN (Honda)										27	DNF												
99	Ben LUXTON (Honda)	9	8	10	DNF	17	13	16	7	10	11	12												

* Denotes Fastest Lap | DNF = Did Not Finish | DNQ = Did Not Qualify | DNS = Did Not Start |

NC = Finished but Not Classified | DQ = Disqualified | Change of Team/Machine ||

Denotes Pole Position

Wildcard / None Points Scorer

2023 Pirelli National Superstock Championship with Santander Consumer Finance
LAPS LED



#	NAME / BIKE	1 7th - 9th April	2 Silverstone National	3 29th April - 1st May Oulton Park International	4 19th - 21st May Donington Park GP	5 16th - 18th June	6 Knockhill	7 7th - 9th July Snetterton 300	8 21st - 23rd July	9 Brands Hatch GP	10 11th - 13th August	11 Thruxton	12 26th - 28th August Cadwell Park	13 15th - 17th September	14 Oulton Park International	15 29th Sept - 1st October	16 Donington Park National	17 13th - 15th October	18 Brands Hatch GP	TOTAL
4	Dan LINFOOT (Honda)	5		1	5	14	21	11		13	12	11								93
54	Franco BOURNE (Honda)		21	3																24
75	Alex OLSEN (Honda)	17		1																18
5	Richard KERR (Honda)			3	6	2	3					4								18
34	Alastair SEELEY (BMW)			6	3			1	7											17
19	Joe TALBOT (Honda)				1				5	1										7
3	Billy McCONNELL (Honda)										2									2

BOLD NUMBER INDICATES RACE WINNER

FREE PRACTICE 1 - CLASSIFICATION



POS	NO	NAME	NAT	ENTRY	TIME	ON	LAPS	GAP	DIFF	MPH
1	3	Billy McCONNELL	AUS	Honda - C&L Fairburn Properties Jackson Racing	1:28.029	12	14			89.15
2	5	Richard KERR	IRL	Honda - AMD Motorsport	1:28.455	9	12	0.426	0.426	88.72
3	19	Joe TALBOT	GBR	Honda - JR Performance Racing	1:28.789	13	14	0.760	0.334	88.39
4	4	Dan LINFOOT	GBR	Honda - Optimum Bikes Racing Ltd	1:28.862	13	13	0.833	0.073	88.31
5	34	Alastair SEELEY	GBR	BMW - SYNEDIQ BMW Motorrad	1:28.987	12	15	0.958	0.125	88.19
6	54	Tim NEAVE	GBR	Honda - Marvel HCL Motorsport	1:29.035	12	14	1.006	0.048	88.14
7	99	Ben LUXTON	GBR	Honda - Ben Luxton Racing	1:29.571	12	14	1.542	0.536	87.61
8	55	Ash BEECH	GBR	Honda - Jones Dorling Racing	1:29.805	9	14	1.776	0.234	87.39
9	45	Scott SWANN	GBR	Yamaha - Swann Racing	1:30.151	10	13	2.122	0.346	87.05
10	8	Lewis ROLLO	GBR	Aprilia - IN Competition / Aprilia	1:30.192	10	15	2.163	0.041	87.01
11	59	Matt TRUELOVE	GBR	Honda - TAG Racing	1:30.212	11	15	2.183	0.020	86.99
12	51	Brayden ELLIOTT	AUS	Kawasaki - DAO Racing	1:30.249	15	15	2.220	0.037	86.96
13	11	Simon REID	GBR	Honda - C&L Fairburn Properties Jackson Racing	1:30.293	12	13	2.264	0.044	86.91
14	40	Joe FRANCIS	GBR	Kawasaki - STAUFF Fluid Power / GR Motosport	1:30.381	9	13	2.352	0.088	86.83
15	71	Philip CROWE	GBR	BMW - Crowe Performance	1:30.413	9	14	2.384	0.032	86.80
16	18	Shaun WINFIELD	GBR	Honda - TAG Racing	1:30.517	12	12	2.488	0.104	86.70
17	12	Luke HEDGER	GBR	Kawasaki - MAD Racing	1:30.534	9	14	2.505	0.017	86.68
18	10	Joe SHELDON-SHAW	GBR	Kawasaki - Team SBR Kawasaki	1:30.586	7	8	2.557	0.052	86.63
19	17	Matty WHELAN	GBR	Suzuki - Milestone by ATS Racing	1:30.720	9	14	2.691	0.134	86.50
20	23	David ALLINGHAM	GBR	Honda - SMS Racing	1:30.726	6	12	2.697	0.006	86.50
21	24	Conor CUMMINS	GBR	Honda - Milenco by Padgetts Motorcycles	1:30.909	10	12	2.880	0.183	86.32
22	33	Connor THOMSON	GBR	Kawasaki - Sound Advice Hearing Racing	1:31.039	15	16	3.010	0.130	86.20
23	31	Sam COX	GBR	BMW - Sam Cox Racing with Armada Marine Cables	1:31.189	8	14	3.160	0.150	86.06
24	96	Kieran SMITH	GBR	Honda - Corkie Racing	1:31.897	15	17	3.868	0.708	85.40
25	27	Max SYMONDS	GBR	Yamaha - Symonds Racing	1:32.107	9	13	4.078	0.210	85.20
26	25	Jorel BOERBOOM	NLD	Kawasaki - G&S Racing	1:32.112	11	13	4.083	0.005	85.20
27	57	Richard WHITE	GBR	BMW - Trackdudes powered by Hilltop Motorcycles	1:32.209	11	13	4.180	0.097	85.11
28	90	Rory PARKER	GBR	Suzuki - RP Racing	1:32.556	10	15	4.527	0.347	84.79
29	39	Max MORGAN	GBR	Kawasaki - MSS Performance	1:32.575	10	10	4.546	0.019	84.77
30	80	Callum BEY	GBR	Suzuki - FilterLogic by EightZero Racing	1:33.222	14	16	5.193	0.647	84.18
31	26	Joe MOORE	GBR	Suzuki - Clearline Racing	1:35.127	5	5	7.098	1.905	82.50
32	66	Morgan McLAREN-WOOD	NZL	Kawasaki - Team SBR Kawasaki	1:35.554	13	14	7.525	0.427	82.13

QUALIFYING LAPTIME (110.0% of 1:28.029) = 1:36.831

33	16	Scott McFARLANE	GBR	Suzuki - True Heroes Racing	1:38.359	8	14	10.330	2.805	79.79
----	----	-----------------	-----	-----------------------------	----------	---	----	--------	-------	-------

#34 - Lap 4 & 8 time cancelled - Course cut at T9/10

#24 - Lap 4, 7 & 9 time cancelled - Course cut at T9/10

#55 - Lap 5 time cancelled - Course cut at T9/10

Weather / Track : Cloudy / Dry

These results are provisional until the conclusion of any judicial and technical matters.

Cadwell Park: 2.1800 miles

Date: 26/08/2023 Start: 10:20 Finish: 10:50

Race Director : Stuart Higgs

Stewards :

Timekeeper : Richard Evans

S. Higgs

R. EVANS

Digitally Approved at 11:04 Saturday, 26 August 2023

Digitally Approved at 10:59 Saturday, 26 August 2023

Results can be found at www.britishsuperbike.com

Printed - 10:53 Saturday, 26 August 2023

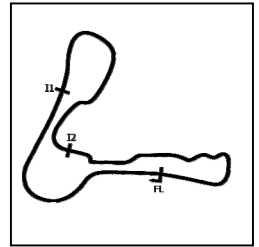


MCRCB BULLETIN TK016

2023 Bennetts British Superbike Championship - Round 8

2023 Pirelli National Superstock with Santander Consumer Finance

FREE PRACTICE 1 - SECTOR ANALYSIS



SECTOR 1 = FL to I1, SECTOR 2 = I1 to I2, SECTOR 3 = I2 to FL, DIFF = Difference To Personal Best Lap, P = Crossed Finish Line in Pit Lane, D = Time Disallowed

P1		3		Billy McCONNELL		Honda - C&L Fairburn Properties Jackson Racing				
IDEAL LAP TIME : 1:28.029		BEST LAP TIME : 1:28.029		DIFFERENCE : 0.000						
LAP	SECTOR 1		SECTOR 2		SECTOR 3		LAP TIME	MPH	DIFF	TIME OF DAY
1 -	26.312	134.2	34.795	44.310	139.5	1:45.417	74.44	17.388	10:22:39.746	
2 -	24.234	156.0	32.770	41.742	143.0	1:38.746	79.47	10.717	10:24:18.492	
3 -	23.094	158.6	29.191	37.861	143.3	1:30.146	87.05	2.117	10:25:48.638	
4 -	OUTLAP				141.8	1:54.847	68.33	26.818	10:27:43.485	
5 -	22.935	156.7	28.639	37.581	143.0	1:29.155	88.02	1.126	10:29:12.640	
6 -	22.704	157.9	29.133	37.624	142.7	1:29.461	87.72	1.432	10:30:42.101	
7 -	22.849	156.4	28.669	37.353	143.0	1:28.871 (2)	88.30	0.842	10:32:10.972	
8 -	OUTLAP				142.1	4:15.228	30.74	2:47.199	10:36:26.200	
9 -	25.194	143.7	30.576	39.908	142.4	1:35.678	82.02	7.649	10:38:01.878	
10 -	22.852	156.7	28.747	37.308	143.3	1:28.907 (3)	88.27	0.878	10:39:30.785	
11 -	22.766	157.1	28.620	37.521	143.3	1:28.907 (3)	88.27	0.878	10:40:59.692	
12 -	22.648	157.5	28.454	36.927	146.2	1:28.029 (1)	89.15		10:42:27.721	
13 -	OUTLAP				106.3	5:19.183	24.58	3:51.154	10:47:46.904	
14 -	OUTLAP				115.1	2:30.048	52.30	1:02.019	10:50:16.952	

P2		5		Richard KERR		Honda - AMD Motorsport				
IDEAL LAP TIME : 1:28.183		BEST LAP TIME : 1:28.455		DIFFERENCE : 0.272						
LAP	SECTOR 1		SECTOR 2		SECTOR 3		LAP TIME	MPH	DIFF	TIME OF DAY
1 -	23.600	151.8	31.720	39.410	140.1	1:34.730	82.84	6.275	10:22:47.448	
2 -	22.869	159.4	29.158	38.165	144.6	1:30.192	87.01	1.737	10:24:17.640	
3 -	22.950	153.9	30.836	38.424	145.8	1:32.210	85.11	3.755	10:25:49.850	
4 -	22.688	146.2	30.945	40.886	143.7	1:34.519	83.03	6.064	10:27:24.369	
5 -	22.681	159.7	28.865	37.385	145.8	1:28.931 (2)	88.24	0.476	10:28:53.300	
6 -	23.465	144.3	30.977	39.957	145.2	1:34.399	83.13	5.944	10:30:27.699	
7 -	22.576	159.7	28.781	39.046	145.5	1:30.403	86.81	1.948	10:31:58.102	
8 -	23.177	158.2	29.804	38.200	144.0	1:31.181	86.07	2.726	10:33:29.283	
9 -	22.642	158.2	28.521	37.292	144.6	1:28.455 (1)	88.72		10:34:57.738	
10 -	OUTLAP				142.7	5:39.515	23.11	4:11.060	10:40:37.253	
11 -	22.998	150.1	29.865	38.202	146.8	1:31.065	86.18	2.610	10:42:08.318	
12 -	22.955	149.4	29.203	37.447	146.5	1:29.605 (3)	87.58	1.150	10:43:37.923	

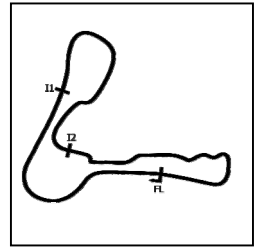
P3		19		Joe TALBOT		Honda - JR Performance Racing				
IDEAL LAP TIME : 1:28.603		BEST LAP TIME : 1:28.789		DIFFERENCE : 0.186						
LAP	SECTOR 1		SECTOR 2		SECTOR 3		LAP TIME	MPH	DIFF	TIME OF DAY
1 -	24.052	152.8	31.437	38.923	143.0	1:34.412	83.12	5.623	10:22:07.102	
2 -	23.146	159.7	29.588	37.638	145.2	1:30.372	86.84	1.583	10:23:37.474	
3 -	22.834	161.3	28.858	37.855	144.9	1:29.547	87.64	0.758	10:25:07.021	
4 -	23.037	160.5	28.974	38.384	144.6	1:30.395	86.81	1.606	10:26:37.416	
5 -	22.777	160.5	29.006	37.455	143.7	1:29.238 (2)	87.94	0.449	10:28:06.654	
6 -	25.082	144.9	29.192	37.568	144.3	1:31.842	85.45	3.053	10:29:38.496	
7 -	22.875	159.4	29.168	37.443	145.2	1:29.486	87.70	0.697	10:31:07.982	
8 -	OUTLAP				144.3	9:09.429	14.28	7:40.640	10:40:17.411	
9 -	22.891	161.7	28.649	37.742	145.8	1:29.282 (3)	87.90	0.493	10:41:46.693	
10 -	22.662	161.7	28.794	38.379	148.7	1:29.835	87.36	1.046	10:43:16.528	
11 -	22.702	156.4	28.947	37.722	148.7	1:29.371	87.81	0.582	10:44:45.899	
12 -	22.957	145.8	31.274	39.431	146.5	1:33.662	83.79	4.873	10:46:19.561	
13 -	22.729	158.6	28.768	37.292	146.8	1:28.789 (1)	88.39		10:47:48.350	
14 -	22.790	159.7	32.084	39.143	144.6	1:34.017	83.47	5.228	10:49:22.367	

MCRCB BULLETIN TK016

2023 Bennetts British Superbike Championship - Round 8

2023 Pirelli National Superstock with Santander Consumer Finance

FREE PRACTICE 1 - SECTOR ANALYSIS



SECTOR 1 = FL to I1, SECTOR 2 = I1 to I2, SECTOR 3 = I2 to FL, DIFF = Difference To Personal Best Lap, P = Crossed Finish Line in Pit Lane, D = Time Disallowed

P4		4		Dan LINFOOT		Honda - Optimum Bikes Racing Ltd				
IDEAL LAP TIME : 1:28.837		BEST LAP TIME : 1:28.862		DIFFERENCE : 0.025						
LAP	SECTOR 1		SECTOR 2		SECTOR 3		LAP TIME	MPH	DIFF	TIME OF DAY
1 -	24.820	144.0	31.020	40.891	142.7	1:36.731	81.13	7.869	10:23:32.985	
2 -	23.360	153.9	30.433	39.415	144.6	1:33.208	84.19	4.346	10:25:06.193	
3 -	23.125	156.4	29.420	39.727	144.6	1:32.272	85.05	3.410	10:26:38.465	
4 -	22.602	157.9	29.063	37.913	145.2	1:29.578	87.61	0.716	10:28:08.043	
5 -	22.627	157.9	28.986	37.827	145.2	1:29.440	87.74	0.578	10:29:37.483	
6 -	25.045	138.0	30.849	39.163	144.6	1:35.057	82.56	6.195	10:31:12.540	
7 -	22.738	158.6	28.874	37.714	144.0	1:29.326 (3)	87.85	0.464	10:32:41.866	
8 -	OUTLAP				141.2	7:30.529	17.41	6:01.667	10:40:12.395	
9 -	23.448	155.7	30.321	39.772	144.0	1:33.541	83.89	4.679	10:41:45.936	
10 -	22.694	159.7	29.240	38.571	145.2	1:30.505	86.71	1.643	10:43:16.441	
11 -	22.628	157.9	28.917	37.756	146.2	1:29.301 (2)	87.88	0.439	10:44:45.742	
12 -	22.836	155.3	31.358	38.600	145.5	1:32.794	84.57	3.932	10:46:18.536	
13 -	22.627	160.1	28.632	37.603	145.2	1:28.862 (1)	88.31		10:47:47.398	

P5		34		Alastair SEELEY		BMW - SYNETIQ BMW Motorrad				
IDEAL LAP TIME : 1:28.876		BEST LAP TIME : 1:28.987		DIFFERENCE : 0.111						
LAP	SECTOR 1		SECTOR 2		SECTOR 3		LAP TIME	MPH	DIFF	TIME OF DAY
1 -	OUTLAP	136.9	32.313	39.742	146.8	1:43.060	76.15	14.073	10:21:51.205	
2 -	22.958	157.5	30.698	39.021	148.1	1:32.677	84.68	3.690	10:23:23.882	
3 -	22.737	159.0	29.245	38.137	146.2	1:30.119	87.08	1.132	10:24:54.001	
4 -	22.740	159.0	28.997	39.338	147.8	4:34.075 D	86.17	2.088	10:26:25.076	
5 -	22.726	155.3	29.201	37.601	148.1	1:29.528	87.66	0.541	10:27:54.604	
6 -	22.674	154.9	28.983	37.792	147.4	1:29.449	87.73	0.462	10:29:24.053	
7 -	22.658	160.9	28.829	37.758	148.4	1:29.245 (2)	87.93	0.258	10:30:53.298	
8 -	22.676	159.0	30.757	43.619	147.4	4:37.052 D	80.86	8.065	10:32:30.350	
9 -	22.685	159.0	28.994	37.667	147.8	1:29.346 (3)	87.83	0.359	10:33:59.696	
10 -	22.665	159.4	29.431	37.939	148.4	1:30.035	87.16	1.048	10:35:29.731	
11 -	24.168	144.6	31.618	40.557	148.1	1:36.343	81.45	7.356	10:37:06.074	
12 -	22.531	159.7	28.940	37.516	148.4	1:28.987 (1)	88.19		10:38:35.061	
13 -	22.641	150.1	35.266	41.619	148.1	1:39.526	78.85	10.539	10:40:14.587	
14 -	22.615	159.7	28.868	40.787	150.4	1:32.270	85.05	3.283	10:41:46.857	
15 -	24.618	131.5	31.477	IN PIT		7:43.266 P	16.94	6:14.279	10:49:30.123	

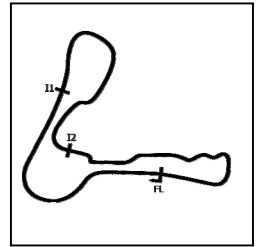
P6		54		Tim NEAVE		Honda - Marvel HCL Motorsport				
IDEAL LAP TIME : 1:29.035		BEST LAP TIME : 1:29.035		DIFFERENCE : 0.000						
LAP	SECTOR 1		SECTOR 2		SECTOR 3		LAP TIME	MPH	DIFF	TIME OF DAY
1 -	24.644	148.4	33.686	41.225	146.2	1:39.555	78.83	10.520	10:22:31.675	
2 -	23.605	155.7	30.608	39.223	145.2	1:33.436	83.99	4.401	10:24:05.111	
3 -	23.125	158.6	29.652	38.671	145.5	1:31.448	85.81	2.413	10:25:36.559	
4 -	23.117	159.0	29.271	39.980	147.1	1:32.368	84.96	3.333	10:27:08.927	
5 -	23.151	160.9	29.295	37.897	145.2	1:30.343	86.86	1.308	10:28:39.270	
6 -	22.812	161.3	29.549	38.096	145.5	1:30.457	86.76	1.422	10:30:09.727	
7 -	22.927	159.7	29.217	37.784	145.5	1:29.928	87.27	0.893	10:31:39.655	
8 -	OUTLAP				143.0	8:50.289	14.79	7:21.254	10:40:29.944	
9 -	23.306	154.9	30.156	38.847	145.5	1:32.309	85.01	3.274	10:42:02.253	
10 -	22.769	159.7	29.181	37.901	146.2	1:29.851 (3)	87.34	0.816	10:43:32.104	
11 -	22.616	160.9	29.071	37.659	146.2	1:29.346 (2)	87.83	0.311	10:45:01.450	
12 -	22.526	162.8	28.884	37.625	147.4	1:29.035 (1)	88.14		10:46:30.485	
13 -	23.329	157.1	29.193	38.530	146.5	1:31.052	86.19	2.017	10:48:01.537	
14 -	22.976	159.0	31.012	43.680	144.0	1:37.668	80.35	8.633	10:49:39.205	

MCRCB BULLETIN TK016

2023 Bennetts British Superbike Championship - Round 8

2023 Pirelli National Superstock with Santander Consumer Finance

FREE PRACTICE 1 - SECTOR ANALYSIS



SECTOR 1 = FL to I1, SECTOR 2 = I1 to I2, SECTOR 3 = I2 to FL, DIFF = Difference To Personal Best Lap, P = Crossed Finish Line in Pit Lane, D = Time Disallowed

P7 99		Ben LUXTON		Honda - Ben Luxton Racing						
IDEAL LAP TIME : 1:29.520		BEST LAP TIME : 1:29.571		DIFFERENCE : 0.051						
LAP	SECTOR 1		SECTOR 2		SECTOR 3		LAP TIME	MPH	DIFF	TIME OF DAY
1 -	24.229	150.4	32.381	41.004	144.0	1:37.614	80.39	8.043	10:22:11.764	
2 -	23.490	155.7	30.566	39.010	146.5	1:33.066	84.32	3.495	10:23:44.830	
3 -	23.073	155.3	29.973	38.624	147.8	1:31.670	85.61	2.099	10:25:16.500	
4 -	23.752	150.1	31.671	40.513	144.9	1:35.936	81.80	6.365	10:26:52.436	
5 -	23.078	157.5	29.504	38.551	145.8	1:31.133	86.11	1.562	10:28:23.569	
6 -	22.900	157.1	29.315	38.378	145.2	1:30.593 (3)	86.62	1.022	10:29:54.162	
7 -	24.498	140.6	30.153	38.756	144.9	1:33.407	84.02	3.836	10:31:27.569	
8 -	22.947	152.5	29.389	37.854	145.5	1:30.190 (2)	87.01	0.619	10:32:57.759	
9 -	OUTLAP				144.3	7:40.655	17.03	6:11.084	10:40:38.414	
10 -	23.171	158.6	29.465	38.154	146.5	1:30.790	86.44	1.219	10:42:09.204	
11 -	22.762	150.8	30.088	38.464	146.5	1:31.314	85.94	1.743	10:43:40.518	
12 -	22.813	161.3	29.079	37.679	146.2	1:29.571 (1)	87.61		10:45:10.089	
13 -	23.877	150.4	30.627	39.650	143.3	1:34.154	83.35	4.583	10:46:44.243	
14 -	24.160	152.1	30.007	38.827	143.3	1:32.994	84.39	3.423	10:48:17.237	

P8 55		Ash BEECH		Honda - Jones Dorling Racing						
IDEAL LAP TIME : 1:29.801		BEST LAP TIME : 1:29.805		DIFFERENCE : 0.004						
LAP	SECTOR 1		SECTOR 2		SECTOR 3		LAP TIME	MPH	DIFF	TIME OF DAY
1 -	23.643	150.8	31.464	39.182	144.6	1:34.289	83.23	4.484	10:22:47.700	
2 -	23.239	154.9	29.967	39.014	143.7	1:32.220	85.10	2.415	10:24:19.920	
3 -	23.007	154.2	29.752	38.437	144.3	1:31.196	86.05	1.391	10:25:51.116	
4 -	OUTLAP				139.5	5:33.236	23.55	4:03.431	10:31:24.352	
5 -	23.506	150.8	30.750	42.949	143.0	1:37.205 D	80.73	7.400	10:33:01.557	
6 -	22.879	152.8	33.816	44.529	141.2	1:41.224	77.53	11.419	10:34:42.781	
7 -	22.892	151.4	29.354	39.250	142.4	1:31.496	85.77	1.691	10:36:14.277	
8 -	22.882	155.7	29.151	38.329	143.7	1:30.362 (2)	86.85	0.557	10:37:44.639	
9 -	22.822	154.2	29.056	37.927	142.1	1:29.805 (1)	87.39		10:39:14.444	
10 -	OUTLAP				140.6	3:10.940	41.10	1:41.135	10:42:25.384	
11 -	27.119	110.7	30.693	39.672	142.7	1:37.484	80.50	7.679	10:44:02.868	
12 -	22.970	148.7	29.593	39.139	144.6	1:31.702	85.58	1.897	10:45:34.570	
13 -	22.878	155.7	29.912	38.162	144.0	1:30.952 (3)	86.28	1.147	10:47:05.522	
14 -	22.818	153.9	30.019	38.202	143.3	1:31.039	86.20	1.234	10:48:36.561	

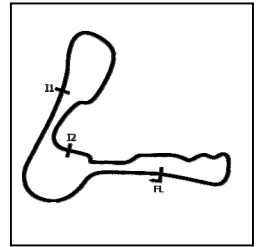
P9 45		Scott SWANN		Yamaha - Swann Racing						
IDEAL LAP TIME : 1:30.040		BEST LAP TIME : 1:30.151		DIFFERENCE : 0.111						
LAP	SECTOR 1		SECTOR 2		SECTOR 3		LAP TIME	MPH	DIFF	TIME OF DAY
1 -	26.445	150.4	33.962	42.933	137.2	1:43.340	75.94	13.189	10:24:32.106	
2 -	24.619	153.2	30.930	39.945	137.2	1:35.494	82.18	5.343	10:26:07.600	
3 -	24.078	154.9	47.577	41.039	138.3	1:52.694	69.64	22.543	10:28:00.294	
4 -	24.110	154.6	29.885	39.010	140.1	1:33.005	84.38	2.854	10:29:33.299	
5 -	23.534	153.5	29.689	38.753	138.9	1:31.976	85.32	1.825	10:31:05.275	
6 -	23.466	153.5	29.473	38.693	138.3	1:31.632	85.64	1.481	10:32:36.907	
7 -	OUTLAP				124.9	6:31.965	20.02	5:01.814	10:39:08.872	
8 -	24.562	149.7	30.155	38.682	140.3	1:33.399	84.02	3.248	10:40:42.271	
9 -	23.419	154.6	29.697	38.143	140.6	1:31.259 (3)	85.99	1.108	10:42:13.530	
10 -	23.234	154.9	29.077	37.840	140.1	1:30.151 (1)	87.05		10:43:43.681	
11 -	23.123	154.9	29.759	38.971	140.6	1:31.853	85.44	1.702	10:45:15.534	
12 -	23.364	154.2	29.609	38.369	140.3	1:31.342	85.91	1.191	10:46:46.876	
13 -	23.304	155.3	29.133	38.103	141.8	1:30.540 (2)	86.68	0.389	10:48:17.416	

MCRCB BULLETIN TK016

2023 Bennetts British Superbike Championship - Round 8

2023 Pirelli National Superstock with Santander Consumer Finance

FREE PRACTICE 1 - SECTOR ANALYSIS



SECTOR 1 = FL to I1, SECTOR 2 = I1 to I2, SECTOR 3 = I2 to FL, DIFF = Difference To Personal Best Lap, P = Crossed Finish Line in Pit Lane, D = Time Disallowed

P10 8		Lewis ROLLO		Aprilia - IN Competition / Aprilia						
IDEAL LAP TIME : 1:29.929		BEST LAP TIME : 1:30.192		DIFFERENCE : 0.263						
LAP	SECTOR 1		SECTOR 2		SECTOR 3		LAP TIME	MPH	DIFF	TIME OF DAY
1 -	24.282	151.1	31.416	40.308	143.0	1:36.006	81.74	5.814	10:22:40.981	
2 -	23.507	152.5	30.185	39.360	142.7	1:33.052	84.34	2.860	10:24:14.033	
3 -	23.181	154.9	29.641	38.841	140.3	1:31.663	85.61	1.471	10:25:45.696	
4 -	23.213	155.3	29.264	38.252	143.0	1:30.729	86.50	0.537	10:27:16.425	
5 -	22.796	158.2	29.206	38.231	145.8	1:30.233 (3)	86.97	0.041	10:28:46.658	
6 -	25.113	136.3	31.131	IN PIT		4:47.744 P	27.27	3:17.552	10:33:34.402	
7 -	OUTLAP	147.1	30.352	39.277	143.3	1:38.449	79.71	8.257	10:35:12.851	
8 -	23.142	157.1	29.228	38.392	143.3	1:30.762	86.46	0.570	10:36:43.613	
9 -	22.947	156.7	29.224	38.187	144.3	1:30.358	86.85	0.166	10:38:13.971	
10 -	23.059	156.4	29.060	38.073	143.3	1:30.192 (1)	87.01		10:39:44.163	
11 -	22.973	158.6	29.082	38.156	144.9	1:30.211 (2)	86.99	0.019	10:41:14.374	
12 -	22.924	156.7	29.517	38.630	143.7	1:31.071	86.17	0.879	10:42:45.445	
13 -	23.018	157.5	29.134	38.223	143.7	1:30.375	86.83	0.183	10:44:15.820	
14 -	24.075	149.7	30.479	IN PIT		2:54.826 P	44.89	1:24.634	10:47:10.646	
15 -	OUTLAP	146.8	30.264	38.971	144.0	1:37.423	80.55	7.231	10:48:48.069	

P11 59		Matt TRUELOVE		Honda - TAG Racing						
IDEAL LAP TIME : 1:30.121		BEST LAP TIME : 1:30.212		DIFFERENCE : 0.091						
LAP	SECTOR 1		SECTOR 2		SECTOR 3		LAP TIME	MPH	DIFF	TIME OF DAY
1 -	24.197	150.8	31.121	39.178	141.8	1:34.496	83.05	4.284	10:22:07.822	
2 -	23.317	156.7	29.616	38.581	142.1	1:31.514	85.75	1.302	10:23:39.336	
3 -	23.133	157.9	29.295	38.697	144.3	1:31.125	86.12	0.913	10:25:10.461	
4 -	23.067	154.2	29.663	39.802	143.3	1:32.532	84.81	2.320	10:26:42.993	
5 -	23.173	158.2	29.499	39.258	139.8	1:31.930	85.37	1.718	10:28:14.923	
6 -	OUTLAP				142.7	5:19.897	24.53	3:49.685	10:33:34.820	
7 -	23.228	154.9	29.285	38.584	140.3	1:31.097	86.15	0.885	10:35:05.917	
8 -	22.980	156.4	29.107	38.541	142.7	1:30.628	86.59	0.416	10:36:36.545	
9 -	OUTLAP				143.0	4:47.420	27.30	3:17.208	10:41:23.965	
10 -	23.571	140.6	31.011	39.248	142.7	1:33.830	83.64	3.618	10:42:57.795	
11 -	22.888	155.7	29.105	38.219	143.7	1:30.212 (1)	86.99		10:44:28.007	
12 -	22.797	157.9	29.181	38.309	143.3	1:30.287 (2)	86.92	0.075	10:45:58.294	
13 -	22.853	158.6	29.152	38.374	141.8	1:30.379 (3)	86.83	0.167	10:47:28.673	
14 -	26.226	109.4	32.886	39.258	142.7	1:38.370	79.78	8.158	10:49:07.043	
15 -	23.127	142.4	34.136	44.499	123.8	1:41.762	77.12	11.550	10:50:48.805	

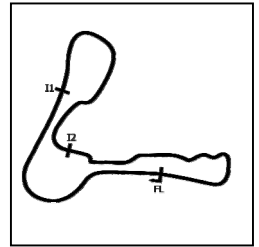
P12 51		Brayden ELLIOTT		Kawasaki - DAO Racing						
IDEAL LAP TIME : 1:30.151		BEST LAP TIME : 1:30.249		DIFFERENCE : 0.098						
LAP	SECTOR 1		SECTOR 2		SECTOR 3		LAP TIME	MPH	DIFF	TIME OF DAY
1 -	24.640	131.5	33.085	41.024	140.3	1:38.749	79.47	8.500	10:22:14.491	
2 -	24.205	137.2	31.883	IN PIT		1:44.235 P	75.29	13.986	10:23:58.726	
3 -	OUTLAP	143.7	30.162	41.074	141.8	1:46.919	73.40	16.670	10:25:45.645	
4 -	23.260	151.8	29.573	38.435	142.4	1:31.268	85.98	1.019	10:27:16.913	
5 -	23.039	149.7	29.406	38.259	143.0	1:30.704	86.52	0.455	10:28:47.617	
6 -	24.384	131.8	31.522	39.756	141.8	1:35.662	82.03	5.413	10:30:23.279	
7 -	23.142	154.2	29.298	38.247	142.4	1:30.687	86.54	0.438	10:31:53.966	
8 -	OUTLAP				140.9	5:42.457	22.91	4:12.208	10:37:36.423	
9 -	23.195	151.1	29.339	IN PIT		1:41.273 P	77.49	11.024	10:39:17.696	
10 -	OUTLAP	150.4	29.710	38.507	141.2	1:38.784	79.44	8.535	10:40:56.480	
11 -	23.058	153.9	29.374	38.326	141.8	1:30.758	86.47	0.509	10:42:27.238	
12 -	OUTLAP				141.5	1:56.343	67.45	26.094	10:44:23.581	
13 -	23.155	155.3	29.283	38.206	142.1	1:30.644 (3)	86.58	0.395	10:45:54.225	
14 -	23.141	157.1	29.043	38.088	141.5	1:30.272 (2)	86.93	0.023	10:47:24.497	
15 -	23.123	157.1	29.057	38.069	142.4	1:30.249 (1)	86.96		10:48:54.746	

MCRCB BULLETIN TK016

2023 Bennetts British Superbike Championship - Round 8

2023 Pirelli National Superstock with Santander Consumer Finance

FREE PRACTICE 1 - SECTOR ANALYSIS



SECTOR 1 = FL to I1, SECTOR 2 = I1 to I2, SECTOR 3 = I2 to FL, DIFF = Difference To Personal Best Lap, P = Crossed Finish Line in Pit Lane, D = Time Disallowed

P13 11		Simon REID		Honda - C&L Fairburn Properties Jackson Racing						
IDEAL LAP TIME : 1:30.268		BEST LAP TIME : 1:30.293		DIFFERENCE : 0.025						
LAP	SECTOR 1		SECTOR 2		SECTOR 3		LAP TIME	MPH	DIFF	TIME OF DAY
1 -	26.482	135.0	34.001	41.214	140.9	1:41.697	77.17	11.404	10:22:29.572	
2 -	24.861	148.7	30.977	39.668	141.2	1:35.506	82.17	5.213	10:24:05.078	
3 -	23.629	149.7	29.856	38.564	143.7	1:32.049	85.25	1.756	10:25:37.127	
4 -	23.333	147.4	30.002	38.674	146.2	1:32.009	85.29	1.716	10:27:09.136	
5 -	24.357	147.1	31.190	41.112	140.3	1:36.659	81.19	6.366	10:28:45.795	
6 -	24.156	152.1	30.154	39.138	138.0	1:33.448	83.98	3.155	10:30:19.243	
7 -	23.489	153.9	29.806	38.012	143.7	1:31.307	85.95	1.014	10:31:50.550	
8 -	23.286	152.5	29.491	37.893	143.0	1:30.670 (3)	86.55	0.377	10:33:21.220	
9 -	OUTLAP				139.8	8:01.773	16.28	6:31.480	10:41:22.993	
10 -	24.078	145.2	30.180	38.916	142.1	1:33.174	84.23	2.881	10:42:56.167	
11 -	23.334	154.9	29.245	38.063	142.4	1:30.642 (2)	86.58	0.349	10:44:26.809	
12 -	23.262	156.4	29.195	37.836	142.7	1:30.293 (1)	86.91		10:45:57.102	
13 -	OUTLAP				138.6	2:21.811	55.34	51.518	10:48:18.913	

P14 40		Joe FRANCIS		Kawasaki - STAUFF Fluid Power / GR Motosport						
IDEAL LAP TIME : 1:30.363		BEST LAP TIME : 1:30.381		DIFFERENCE : 0.018						
LAP	SECTOR 1		SECTOR 2		SECTOR 3		LAP TIME	MPH	DIFF	TIME OF DAY
1 -	OUTLAP	142.7	31.995	39.689	138.9	1:43.506	75.82	13.125	10:21:48.794	
2 -	23.828	152.8	30.021	39.348	139.2	1:33.197	84.20	2.816	10:23:21.991	
3 -	23.628	152.5	29.853	38.619	139.2	1:32.100	85.21	1.719	10:24:54.091	
4 -	23.522	152.8	29.606	38.633	141.2	1:31.761	85.52	1.380	10:26:25.852	
5 -	24.749	138.6	32.018	IN PIT		11:55.577 P	10.96	10:25.196	10:38:21.429	
6 -	OUTLAP	140.1	32.089	38.766	139.5	1:45.729	74.22	15.348	10:40:07.158	
7 -	23.329	155.3	29.317	38.367	141.5	1:31.013	86.23	0.632	10:41:38.171	
8 -	23.399	147.1	33.404	39.989	140.6	1:36.792	81.08	6.411	10:43:14.963	
9 -	23.130	156.4	29.230	38.021	140.6	1:30.381 (1)	86.83		10:44:45.344	
10 -	23.185	156.0	29.212	38.147	140.1	1:30.544 (2)	86.67	0.163	10:46:15.888	
11 -	25.619	117.9	34.502	39.266	140.1	1:39.387	78.96	9.006	10:47:55.275	
12 -	23.287	156.0	29.529	38.125	140.1	1:30.941 (3)	86.29	0.560	10:49:26.216	
13 -	23.511	144.0	34.704	45.843	123.8	1:44.058	75.42	13.677	10:51:10.274	

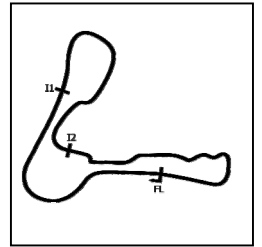
P15 71		Philip CROWE		BMW - Crowe Performance						
IDEAL LAP TIME : 1:30.024		BEST LAP TIME : 1:30.413		DIFFERENCE : 0.389						
LAP	SECTOR 1		SECTOR 2		SECTOR 3		LAP TIME	MPH	DIFF	TIME OF DAY
1 -	24.677	143.3	32.943	41.050	140.6	1:38.670	79.53	8.257	10:22:14.786	
2 -	24.068	141.8	31.044	39.227	141.8	1:34.339	83.19	3.926	10:23:49.125	
3 -	24.043	140.9	30.698	38.087	141.2	1:32.828	84.54	2.415	10:25:21.953	
4 -	23.338	149.1	29.921	38.915	140.9	1:32.174	85.14	1.761	10:26:54.127	
5 -	OUTLAP				138.6	4:22.683	29.87	2:52.270	10:31:16.810	
6 -	23.740	150.8	30.045	38.258	139.2	1:32.043	85.26	1.630	10:32:48.853	
7 -	23.200	151.4	29.576	37.944	138.6	1:30.720 (2)	86.50	0.307	10:34:19.573	
8 -	23.339	150.4	29.559	37.993	138.9	1:30.891 (3)	86.34	0.478	10:35:50.464	
9 -	23.160	151.4	29.467	37.786	139.8	1:30.413 (1)	86.80		10:37:20.877	
10 -	OUTLAP				138.6	4:46.802	27.36	3:16.389	10:42:07.679	
11 -	23.710	141.2	30.586	39.773	139.8	1:34.069	83.42	3.656	10:43:41.748	
12 -	OUTLAP				139.5	2:20.300	55.93	49.887	10:46:02.048	
13 -	23.326	152.1	29.776	38.128	139.2	1:31.230	86.02	0.817	10:47:33.278	
14 -	23.054	151.8	29.184	39.242	138.9	1:31.480	85.78	1.067	10:49:04.758	

MCRCB BULLETIN TK016

2023 Bennetts British Superbike Championship - Round 8

2023 Pirelli National Superstock with Santander Consumer Finance

FREE PRACTICE 1 - SECTOR ANALYSIS



SECTOR 1 = FL to I1, SECTOR 2 = I1 to I2, SECTOR 3 = I2 to FL, DIFF = Difference To Personal Best Lap, P = Crossed Finish Line in Pit Lane, D = Time Disallowed

P16 18		Shaun WINFIELD				Honda - TAG Racing				
IDEAL LAP TIME : 1:30.209		BEST LAP TIME : 1:30.517		DIFFERENCE : 0.308						
LAP	SECTOR 1		SECTOR 2		SECTOR 3		LAP TIME	MPH	DIFF	TIME OF DAY
1 -	23.798	150.8	35.766	40.773	143.3	1:40.337	78.21	9.820	10:22:11.139	
2 -	23.785	143.3	30.585	39.066	145.5	1:33.436	83.99	2.919	10:23:44.575	
3 -	23.069	155.3	29.905	38.671	147.1	1:31.645	85.63	1.128	10:25:16.220	
4 -	23.098	151.1	29.818	38.332	145.5	1:31.248 (3)	86.00	0.731	10:26:47.468	
5 -	23.004	148.1	32.280	42.522	143.7	1:37.806	80.24	7.289	10:28:25.274	
6 -	OUTLAP				143.0	8:25.008	15.54	6:54.491	10:36:50.282	
7 -	23.318	153.9	30.187	39.615	144.6	1:33.120	84.27	2.603	10:38:23.402	
8 -	24.276	148.1	29.997	38.938	144.3	1:33.211	84.19	2.694	10:39:56.613	
9 -	23.094	153.9	29.814	38.641	145.2	1:31.549	85.72	1.032	10:41:28.162	
10 -	OUTLAP				143.7	3:51.065	33.96	2:20.548	10:45:19.227	
11 -	23.107	156.7	29.322	38.146	145.2	1:30.575 (2)	86.64	0.058	10:46:49.802	
12 -	22.877	155.7	29.393	38.247	144.9	1:30.517 (1)	86.70		10:48:20.319	

P17 12		Luke HEDGER				Kawasaki - MAD Racing				
IDEAL LAP TIME : 1:30.468		BEST LAP TIME : 1:30.534		DIFFERENCE : 0.066						
LAP	SECTOR 1		SECTOR 2		SECTOR 3		LAP TIME	MPH	DIFF	TIME OF DAY
1 -	24.371	151.8	35.292	40.237	142.1	1:39.900	78.55	9.366	10:22:09.507	
2 -	23.540	157.1	29.989	39.235	142.7	1:32.764	84.60	2.230	10:23:42.271	
3 -	23.444	157.9	29.698	38.730	142.7	1:31.872	85.42	1.338	10:25:14.143	
4 -	23.370	157.9	29.535	38.480	143.3	1:31.385	85.87	0.851	10:26:45.528	
5 -	OUTLAP				142.1	4:49.603	27.09	3:19.069	10:31:35.131	
6 -	23.774	157.5	29.989	39.271	142.4	1:33.034	84.35	2.500	10:33:08.165	
7 -	23.517	157.1	29.516	38.793	142.7	1:31.826	85.46	1.292	10:34:39.991	
8 -	23.375	157.9	29.248	38.586	142.7	1:31.209 (3)	86.04	0.675	10:36:11.200	
9 -	23.193	159.4	29.242	38.099	144.0	1:30.534 (1)	86.68		10:37:41.734	
10 -	OUTLAP				141.2	5:32.118	23.63	4:01.584	10:43:13.852	
11 -	23.638	158.6	33.683	38.914	143.3	1:36.235	81.55	5.701	10:44:50.087	
12 -	23.156	159.4	29.389	38.757	144.3	1:31.302	85.95	0.768	10:46:21.389	
13 -	23.310	159.0	29.213	38.210	144.0	1:30.733 (2)	86.49	0.199	10:47:52.122	
14 -	23.217	159.7	33.023	38.737	144.9	1:34.977	82.63	4.443	10:49:27.099	

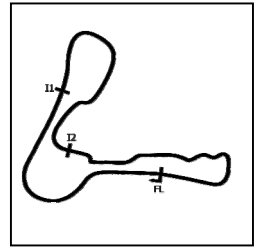
P18 10		Joe SHELDON-SHAW				Kawasaki - Team SBR Kawasaki				
IDEAL LAP TIME : 1:30.586		BEST LAP TIME : 1:30.586		DIFFERENCE : 0.000						
LAP	SECTOR 1		SECTOR 2		SECTOR 3		LAP TIME	MPH	DIFF	TIME OF DAY
1 -	24.864	147.8	32.667	40.071	141.8	1:37.602	80.40	7.016	10:22:16.116	
2 -	23.706	142.7	30.864	40.110	141.2	1:34.680	82.89	4.094	10:23:50.796	
3 -	23.282	152.1	30.050	38.183	142.7	1:31.515 (3)	85.75	0.929	10:25:22.311	
4 -	23.317	153.9	29.936	38.726	144.9	1:31.979	85.32	1.393	10:26:54.290	
5 -	26.171	128.8	34.034	46.482	141.5	1:46.687	73.56	16.101	10:28:40.977	
6 -	23.327	154.6	29.390	38.018	141.2	1:30.735 (2)	86.49	0.149	10:30:11.712	
7 -	23.189	154.9	29.389	38.008	141.8	1:30.586 (1)	86.63		10:31:42.298	
8 -	OUTLAP				54.5	6:36.265	19.80	5:05.679	10:38:18.563	

MCRCB BULLETIN TK016

2023 Bennetts British Superbike Championship - Round 8

2023 Pirelli National Superstock with Santander Consumer Finance

FREE PRACTICE 1 - SECTOR ANALYSIS



SECTOR 1 = FL to I1, SECTOR 2 = I1 to I2, SECTOR 3 = I2 to FL, DIFF = Difference To Personal Best Lap, P = Crossed Finish Line in Pit Lane, D = Time Disallowed

P19 17		Matty WHELAN			Suzuki - Milestone by ATS Racing				
IDEAL LAP TIME : 1:30.653		BEST LAP TIME : 1:30.720			DIFFERENCE : 0.067				
LAP	SECTOR 1		SECTOR 2	SECTOR 3		LAP TIME	MPH	DIFF	TIME OF DAY
1 -	25.355	134.4	33.873	41.185	136.9	1:40.413	78.15	9.693	10:22:18.487
2 -	24.396	146.8	31.344	40.217	136.6	1:35.957	81.78	5.237	10:23:54.444
3 -	23.986	148.7	30.095	39.643	137.2	1:33.724	83.73	3.004	10:25:28.168
4 -	23.685	147.8	29.978	39.185	136.9	1:32.848	84.52	2.128	10:27:01.016
5 -	23.601	151.4	29.612	39.011	137.2	1:32.224	85.09	1.504	10:28:33.240
6 -	OUTLAP				137.5	8:07.684	16.09	6:36.964	10:36:40.924
7 -	23.886	151.4	29.777	38.962	137.5	1:32.625	84.72	1.905	10:38:13.549
8 -	23.547	148.4	29.340	38.285	139.8	1:31.172 (2)	86.07	0.452	10:39:44.721
9 -	23.219	153.5	29.149	38.352	139.2	1:30.720 (1)	86.50		10:41:15.441
10 -	23.520	151.4	29.487	38.772	139.2	1:31.779	85.51	1.059	10:42:47.220
11 -	23.446	152.1	29.460	38.677	139.2	1:31.583 (3)	85.69	0.863	10:44:18.803
12 -	23.247	151.4	29.986	38.821	138.0	1:32.054	85.25	1.334	10:45:50.857
13 -	23.293	146.5	29.810	40.991	128.3	1:34.094	83.40	3.374	10:47:24.951
14 -	23.433	154.6	29.699	39.015	136.9	1:32.147	85.16	1.427	10:48:57.098

P20 23		David ALLINGHAM			Honda - SMS Racing				
IDEAL LAP TIME :		BEST LAP TIME : 1:30.726			DIFFERENCE :				
LAP	SECTOR 1		SECTOR 2	SECTOR 3		LAP TIME	MPH	DIFF	TIME OF DAY
1 -						1:35.704	82.00	4.978	10:24:23.175
2 -						1:32.120	85.19	1.394	10:25:55.295
3 -						1:31.247 (3)	86.00	0.521	10:27:26.542
4 -						1:33.402	84.02	2.676	10:28:59.944
5 -						1:30.841 (2)	86.39	0.115	10:30:30.785
6 -						1:30.726 (1)	86.50		10:32:01.511
7 -						8:21.056	15.66	6:50.330	10:40:22.567
8 -						1:32.674	84.68	1.948	10:41:55.241
9 -						1:31.987	85.31	1.261	10:43:27.228
10 -						1:31.422	85.84	0.696	10:44:58.650
11 -						1:31.360	85.90	0.634	10:46:30.010
12 -						1:32.341	84.99	1.615	10:48:02.351

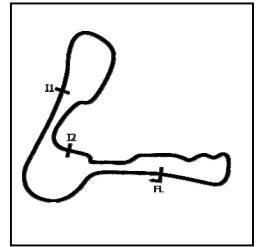
P21 24		Conor CUMMINS			Honda - Milenco by Padgetts Motorcycles				
IDEAL LAP TIME : 1:30.651		BEST LAP TIME : 1:30.909			DIFFERENCE : 0.258				
LAP	SECTOR 1		SECTOR 2	SECTOR 3		LAP TIME	MPH	DIFF	TIME OF DAY
1 -	26.457	132.1	35.501	41.440	140.6	1:43.398	75.90	12.489	10:22:31.571
2 -	24.527	148.4	30.852	39.276	142.1	1:34.655	82.91	3.746	10:24:06.226
3 -	24.225	150.8	30.395	39.404	141.5	1:34.024	83.46	3.115	10:25:40.250
4 -	23.608	151.8	31.302	53.505	141.8	4:48.445 D	72.38	17.506	10:27:28.665
5 -	23.382	150.8	30.871	38.876	142.1	1:33.129	84.27	2.220	10:29:01.794
6 -	23.223	156.4	29.516	38.311	141.5	1:31.050 (2)	86.19	0.141	10:30:32.844
7 -	23.579	147.8	31.968	43.993	141.2	4:39.540 D	78.84	8.631	10:32:12.384
8 -	OUTLAP				136.6	9:29.325	13.78	7:58.416	10:41:41.709
9 -		157.9	29.662	38.389	142.7	3:17.511	39.73	1:46.602	10:44:59.220
10 -	23.045	154.6	29.774	38.090	145.8	1:30.909 (1)	86.32		10:46:30.129
11 -	23.797	145.5	29.679	38.993	141.2	1:32.469 (3)	84.87	1.560	10:48:02.598
12 -	23.191	157.5	34.084	41.840	139.8	1:39.115	79.18	8.206	10:49:41.713

MCRCB BULLETIN TK016

2023 Bennetts British Superbike Championship - Round 8

2023 Pirelli National Superstock with Santander Consumer Finance

FREE PRACTICE 1 - SECTOR ANALYSIS



SECTOR 1 = FL to I1, SECTOR 2 = I1 to I2, SECTOR 3 = I2 to FL, DIFF = Difference To Personal Best Lap, P = Crossed Finish Line in Pit Lane, D = Time Disallowed

P22 33		Connor THOMSON			Kawasaki - Sound Advice Hearing Racing					
IDEAL LAP TIME : 1:30.983		BEST LAP TIME : 1:31.039			DIFFERENCE : 0.056					
LAP	SECTOR 1		SECTOR 2		SECTOR 3		LAP TIME	MPH	DIFF	TIME OF DAY
1 -	25.116	147.4	31.235	40.369	136.9	1:36.720	81.14	5.681	10:23:32.145	
2 -	24.298	150.8	30.591	40.037	138.6	1:34.926	82.67	3.887	10:25:07.071	
3 -	23.768	152.8	29.720	38.816	138.0	1:32.304	85.02	1.265	10:26:39.375	
4 -	23.804	153.5	31.043	39.058	138.0	1:33.905	83.57	2.866	10:28:13.280	
5 -	24.141	150.4	30.153	38.799	137.7	1:33.093	84.30	2.054	10:29:46.373	
6 -	23.770	153.2	29.716	38.609	138.9	1:32.095	85.21	1.056	10:31:18.468	
7 -	23.661	152.1	29.746	38.811	138.0	1:32.218	85.10	1.179	10:32:50.686	
8 -	23.892	151.4	29.860	38.680	138.0	1:32.432	84.90	1.393	10:34:23.118	
9 -	23.853	150.1	30.126	39.389	136.9	1:33.368	84.05	2.329	10:35:56.486	
10 -	23.567	153.2	29.393	38.441	137.2	1:31.401 (2)	85.86	0.362	10:37:27.887	
11 -	OUTLAP				135.5	3:01.368	43.27	1:30.329	10:40:29.255	
12 -	23.802	150.4	30.528	40.233	138.9	1:34.563	82.99	3.524	10:42:03.818	
13 -	24.032	152.8	29.770	38.648	137.5	1:32.450	84.88	1.411	10:43:36.268	
14 -	23.776	153.9	29.426	38.280	138.3	1:31.482 (3)	85.78	0.443	10:45:07.750	
15 -	23.463	154.2	29.240	38.336	138.6	1:31.039 (1)	86.20		10:46:38.789	
16 -	23.562	153.9	29.638	38.738	138.3	1:31.938	85.36	0.899	10:48:10.727	

P23 31		Sam COX			BMW - Sam Cox Racing with Armada Marine Cables					
IDEAL LAP TIME : 1:30.889		BEST LAP TIME : 1:31.189			DIFFERENCE : 0.300					
LAP	SECTOR 1		SECTOR 2		SECTOR 3		LAP TIME	MPH	DIFF	TIME OF DAY
1 -	24.302	143.7	35.304	41.257	143.3	1:40.863	77.80	9.674	10:22:13.279	
2 -	23.906	143.3	30.800	39.782	144.0	1:34.488	83.05	3.299	10:23:47.767	
3 -	23.507	150.8	30.380	39.287	144.3	1:33.174	84.23	1.985	10:25:20.941	
4 -	23.028	154.2	29.886	39.163	144.6	1:32.077	85.23	0.888	10:26:53.018	
5 -	22.963	151.4	29.521	38.807	144.6	1:31.291 (2)	85.96	0.102	10:28:24.309	
6 -	23.069	155.3	29.439	38.922	143.7	1:31.430 (3)	85.83	0.241	10:29:55.739	
7 -	23.221	145.8	30.189	39.004	144.3	1:32.414	84.92	1.225	10:31:28.153	
8 -	22.928	155.3	29.154	39.107	142.7	1:31.189 (1)	86.06		10:32:59.342	
9 -	OUTLAP				142.1	7:20.204	17.82	5:49.015	10:40:19.546	
10 -	23.697	146.2	29.862	39.426	143.3	1:32.985	84.40	1.796	10:41:52.531	
11 -	23.004	155.7	29.630	39.035	143.3	1:31.669	85.61	0.480	10:43:24.200	
12 -	23.075	154.9	29.496	39.527	142.1	1:32.098	85.21	0.909	10:44:56.298	
13 -	23.101	153.9	29.573	39.024	143.7	1:31.698	85.58	0.509	10:46:27.996	
14 -	23.417	149.7	30.266	39.383	143.0	1:33.066	84.32	1.877	10:48:01.062	

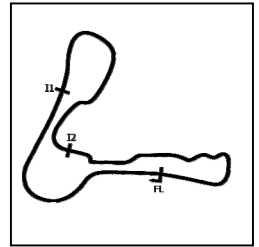
P24 96		Kieran SMITH			Honda - Corkie Racing					
IDEAL LAP TIME :		BEST LAP TIME : 1:31.897			DIFFERENCE :					
LAP	SECTOR 1		SECTOR 2		SECTOR 3		LAP TIME	MPH	DIFF	TIME OF DAY
1 -						1:41.454	77.35	9.557	10:22:23.454	
2 -						1:38.152	79.95	6.255	10:24:01.606	
3 -						1:34.862	82.73	2.965	10:25:36.468	
4 -						1:33.671	83.78	1.774	10:27:10.139	
5 -						1:35.879	81.85	3.982	10:28:46.018	
6 -						1:33.598	83.84	1.701	10:30:19.616	
7 -						1:32.888	84.48	0.991	10:31:52.504	
8 -						4:42.447	27.78	3:10.550	10:36:34.951	
9 -						1:32.991	84.39	1.094	10:38:07.942	
10 -						1:32.913	84.46	1.016	10:39:40.855	
11 -						1:32.061 (3)	85.24	0.164	10:41:12.916	
12 -						1:32.427	84.91	0.530	10:42:45.343	
13 -						1:32.483	84.85	0.586	10:44:17.826	
14 -						1:32.582	84.76	0.685	10:45:50.408	
15 -						1:31.897 (1)	85.40		10:47:22.305	
16 -						1:32.057 (2)	85.25	0.160	10:48:54.362	
17 -						1:43.800	75.60	11.903	10:50:38.162	

MCRCB BULLETIN TK016

2023 Bennetts British Superbike Championship - Round 8

2023 Pirelli National Superstock with Santander Consumer Finance

FREE PRACTICE 1 - SECTOR ANALYSIS



SECTOR 1 = FL to I1, SECTOR 2 = I1 to I2, SECTOR 3 = I2 to FL, DIFF = Difference To Personal Best Lap, P = Crossed Finish Line in Pit Lane, D = Time Disallowed

P25 27		Max SYMONDS			Yamaha - Symonds Racing				
IDEAL LAP TIME : 1:31.836		BEST LAP TIME : 1:32.107			DIFFERENCE : 0.271				
LAP	SECTOR 1		SECTOR 2	SECTOR 3		LAP TIME	MPH	DIFF	TIME OF DAY
1 -	24.274	152.8	32.078	40.364	138.3	1:36.716	81.14	4.609	10:22:09.835
2 -	23.675	153.2	29.964	40.062	137.7	1:33.701	83.75	1.594	10:23:43.536
3 -	23.726	152.1	29.830	39.170	138.0	1:32.726	84.63	0.619	10:25:16.262
4 -	23.601	152.5	30.119	39.220	139.2	1:32.940	84.44	0.833	10:26:49.202
5 -	OUTLAP				137.5	5:17.555	24.71	3:45.448	10:32:06.757
6 -	24.394	148.4	30.521	39.955	137.7	1:34.870	82.72	2.763	10:33:41.627
7 -	23.605	151.1	29.969	39.021	137.7	1:32.595 (3)	84.75	0.488	10:35:14.222
8 -	23.423	153.5	29.773	38.930	139.5	1:32.126 (2)	85.18	0.019	10:36:46.348
9 -	23.527	154.2	29.620	38.960	139.8	1:32.107 (1)	85.20		10:38:18.455
10 -	OUTLAP				137.2	5:42.896	22.88	4:10.789	10:44:01.351
11 -	23.693	153.5	30.017	39.564	138.0	1:33.274	84.13	1.167	10:45:34.625
12 -	23.577	152.8	29.720	43.335	136.1	1:36.632	81.21	4.525	10:47:11.257
13 -	23.531	155.3	29.483	39.784	130.3	1:32.798	84.57	0.691	10:48:44.055

P26 25		Jorel BOERBOOM			Kawasaki - G&S Racing				
IDEAL LAP TIME : 1:31.972		BEST LAP TIME : 1:32.112			DIFFERENCE : 0.140				
LAP	SECTOR 1		SECTOR 2	SECTOR 3		LAP TIME	MPH	DIFF	TIME OF DAY
1 -	25.046	151.8	32.686	41.175	140.6	1:38.907	79.34	6.795	10:22:13.877
2 -	23.851	149.4	30.775	39.646	140.1	1:34.272	83.24	2.160	10:23:48.149
3 -	23.654	153.5	30.210	39.296	143.3	1:33.160	84.24	1.048	10:25:21.309
4 -	23.509	153.5	29.868	38.993	142.1	1:32.370 (3)	84.96	0.258	10:26:53.679
5 -	OUTLAP				137.2	8:30.348	15.37	6:58.236	10:35:24.027
6 -	24.246	152.5	30.594	39.711	141.2	1:34.551	83.00	2.439	10:36:58.578
7 -	23.641	153.2	30.231	39.223	140.6	1:33.095	84.30	0.983	10:38:31.673
8 -	24.091	150.1	30.270	39.281	138.6	1:33.642	83.80	1.530	10:40:05.315
9 -	23.687	153.9	29.859	39.089	141.2	1:32.635	84.72	0.523	10:41:37.950
10 -	23.388	152.8	29.793	39.155	141.8	1:32.336 (2)	84.99	0.224	10:43:10.286
11 -	23.388	154.9	29.762	38.962	140.9	1:32.112 (1)	85.20		10:44:42.398
12 -	OUTLAP				137.7	2:36.717	50.07	1:04.605	10:47:19.115
13 -	23.865	156.0	30.057	38.822	140.6	1:32.744	84.62	0.632	10:48:51.859

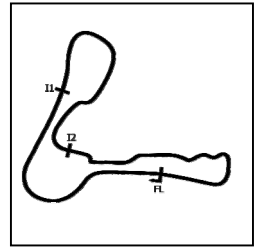
P27 57		Richard WHITE			BMW - Trackdudes powered by Hilltop Motorcycles				
IDEAL LAP TIME : 1:31.905		BEST LAP TIME : 1:32.209			DIFFERENCE : 0.304				
LAP	SECTOR 1		SECTOR 2	SECTOR 3		LAP TIME	MPH	DIFF	TIME OF DAY
1 -	25.575	134.4	34.741	42.197	142.7	1:42.513	76.55	10.304	10:22:37.241
2 -	25.104	149.1	31.525	40.071	140.9	1:36.700	81.15	4.491	10:24:13.941
3 -	23.732	147.8	30.082	38.975	145.5	1:32.789	84.57	0.580	10:25:46.730
4 -	23.557	151.4	30.001	38.945	144.6	1:32.503	84.84	0.294	10:27:19.233
5 -	23.531	147.8	30.102	38.707	142.4	1:32.340 (3)	84.99	0.131	10:28:51.573
6 -	23.607	152.8	30.264	39.699	141.8	1:33.570	83.87	1.361	10:30:25.143
7 -	23.574	154.9	30.156	38.950	143.0	1:32.680	84.67	0.471	10:31:57.823
8 -	OUTLAP				138.0	8:51.460	14.76	7:19.251	10:40:49.283
9 -	24.333	145.5	30.745	39.106	144.6	1:34.184	83.32	1.975	10:42:23.467
10 -	23.614	154.9	29.813	39.140	144.9	1:32.567	84.78	0.358	10:43:56.034
11 -	23.389	156.4	30.064	38.756	140.3	1:32.209 (1)	85.11		10:45:28.243
12 -	23.443	157.5	29.923	40.438	143.7	1:33.804	83.66	1.595	10:47:02.047
13 -	23.403	154.9	30.057	38.839	140.9	1:32.299 (2)	85.02	0.090	10:48:34.346

MCRCB BULLETIN TK016

2023 Bennetts British Superbike Championship - Round 8

2023 Pirelli National Superstock with Santander Consumer Finance

FREE PRACTICE 1 - SECTOR ANALYSIS



SECTOR 1 = FL to I1, SECTOR 2 = I1 to I2, SECTOR 3 = I2 to FL, DIFF = Difference To Personal Best Lap, P = Crossed Finish Line in Pit Lane, D = Time Disallowed

P28 90		Rory PARKER			Suzuki - RP Racing					
IDEAL LAP TIME : 1:32.465		BEST LAP TIME : 1:32.556		DIFFERENCE : 0.091						
LAP	SECTOR 1	SECTOR 2	SECTOR 3	LAP TIME	MPH	DIFF	TIME OF DAY			
1 -	25.358	148.1	33.515	41.661	137.2	1:40.534	78.06	7.978	10:22:21.039	
2 -	24.780	151.8	31.320	39.937	138.3	1:36.037	81.71	3.481	10:23:57.076	
3 -	24.123	150.8	30.386	40.369	140.9	1:34.878	82.71	2.322	10:25:31.954	
4 -	24.681	147.1	31.284	40.967	141.8	1:36.932	80.96	4.376	10:27:08.886	
5 -	24.482	148.1	30.913	39.420	138.3	1:34.815	82.77	2.259	10:28:43.701	
6 -	23.679	153.5	30.171	IN PIT		3:21.552	P	38.93	1:48.996	10:32:05.253
7 -	OUTLAP	150.1	30.829	40.588	137.2	1:43.962	75.48	11.406	10:33:49.215	
8 -	23.868	151.4	29.942	39.384	138.0	1:33.194	84.21	0.638	10:35:22.409	
9 -	23.564	153.5	30.081	39.178	137.7	1:32.823	(2)	84.54	0.267	10:36:55.232
10 -	23.392	153.5	29.895	39.269	138.9	1:32.556	(1)	84.79		10:38:27.788
11 -	23.477	153.5	30.122	39.572	138.9	1:33.171	(3)	84.23	0.615	10:40:00.959
12 -	23.765	147.4	30.074	39.567	138.9	1:33.406	84.02	0.850	10:41:34.365	
13 -	23.477	153.5	30.229	39.736	138.0	1:33.442	83.98	0.886	10:43:07.807	
14 -	23.511	152.8	30.153	IN PIT		5:13.340	P	25.04	3:40.784	10:48:21.147
15 -	OUTLAP	150.4	33.190	44.739	129.5	1:48.730	72.17	16.174	10:50:09.877	

P29 39		Max MORGAN			Kawasaki - MSS Performance					
IDEAL LAP TIME : 1:32.575		BEST LAP TIME : 1:32.575		DIFFERENCE : 0.000						
LAP	SECTOR 1	SECTOR 2	SECTOR 3	LAP TIME	MPH	DIFF	TIME OF DAY			
1 -	27.188	137.7	35.147	43.485	135.2	1:45.820	74.16	13.245	10:23:28.905	
2 -	25.631	146.8	32.181	42.242	138.3	1:40.054	78.43	7.479	10:25:08.959	
3 -	24.410	148.4	31.194	40.744	138.6	1:36.348	81.45	3.773	10:26:45.307	
4 -	OUTLAP				137.5	5:22.986	24.29	3:50.411	10:32:08.293	
5 -	24.440	152.1	30.836	40.440	137.2	1:35.716	81.99	3.141	10:33:44.009	
6 -	23.930	152.5	30.339	40.226	136.6	1:34.495	83.05	1.920	10:35:18.504	
7 -	23.857	151.1	30.192	39.651	138.9	1:33.700	(3)	83.75	1.125	10:36:52.204
8 -	23.653	153.9	29.800	39.240	140.1	1:32.693	(2)	84.66	0.118	10:38:24.897
9 -	24.215	148.7	31.276	40.462	138.3	1:35.953	81.79	3.378	10:40:00.850	
10 -	23.624	151.1	29.731	39.220	138.9	1:32.575	(1)	84.77		10:41:33.425

P30 80		Callum BEY			Suzuki - FilterLogic by EightZero Racing					
IDEAL LAP TIME : 1:33.222		BEST LAP TIME : 1:33.222		DIFFERENCE : 0.000						
LAP	SECTOR 1	SECTOR 2	SECTOR 3	LAP TIME	MPH	DIFF	TIME OF DAY			
1 -	28.058	133.4	35.511	45.109	134.7	1:48.678	72.21	15.456	10:23:25.338	
2 -	26.124	149.4	32.451	42.182	136.9	1:40.757	77.89	7.535	10:25:06.095	
3 -	24.641	152.8	31.387	41.444	139.2	1:37.472	80.51	4.250	10:26:43.567	
4 -	24.349	151.8	30.522	40.533	137.2	1:35.404	82.26	2.182	10:28:18.971	
5 -	24.272	152.1	30.935	40.126	138.3	1:35.333	82.32	2.111	10:29:54.304	
6 -	25.907	115.3	31.983	IN PIT		3:02.289	P	43.05	1:29.067	10:32:56.593
7 -	OUTLAP	90.8	32.329	40.781	138.0	1:48.634	72.24	15.412	10:34:45.227	
8 -	24.360	152.5	30.801	40.081	138.0	1:35.242	82.40	2.020	10:36:20.469	
9 -	24.024	152.8	30.469	39.705	138.3	1:34.198	(3)	83.31	0.976	10:37:54.667
10 -	24.153	151.1	30.321	39.472	139.2	1:33.946	(2)	83.53	0.724	10:39:28.613
11 -	27.190	110.7	32.029	IN PIT		3:16.805	P	39.87	1:43.583	10:42:45.418
12 -	OUTLAP	87.6	33.248	40.778	138.0	1:48.496	72.33	15.274	10:44:33.914	
13 -	24.160	152.8	30.329	39.746	139.2	1:34.235	83.28	1.013	10:46:08.149	
14 -	23.847	152.8	29.930	39.445	140.1	1:33.222	(1)	84.18		10:47:41.371
15 -	23.881	151.8	31.994	40.754	138.3	1:36.629	81.21	3.407	10:49:18.000	
16 -	24.178	146.2	33.830	43.084	136.1	1:41.092	77.63	7.870	10:50:59.092	

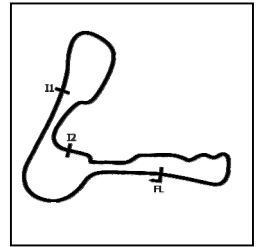
P31 26		Joe MOORE			Suzuki - Clearline Racing					
IDEAL LAP TIME : 1:34.312		BEST LAP TIME : 1:35.127		DIFFERENCE : 0.815						
LAP	SECTOR 1	SECTOR 2	SECTOR 3	LAP TIME	MPH	DIFF	TIME OF DAY			
1 -	24.472	147.8	32.825	41.051	136.9	1:38.348	79.79	3.221	10:22:12.236	
2 -	25.282	141.2	31.629	39.877	137.5	1:36.788	(3)	81.08	1.661	10:23:49.024
3 -	23.967	146.8	31.775	39.699	136.9	1:35.441	(2)	82.22	0.314	10:25:24.465
4 -	OUTLAP				136.6	8:09.679	16.02	6:34.552	10:33:34.144	
5 -	24.027	144.0	30.646	40.454	135.5	1:35.127	(1)	82.50		10:35:09.271

MCRCB BULLETIN TK016

2023 Bennetts British Superbike Championship - Round 8

2023 Pirelli National Superstock with Santander Consumer Finance

FREE PRACTICE 1 - SECTOR ANALYSIS



SECTOR 1 = FL to I1, SECTOR 2 = I1 to I2, SECTOR 3 = I2 to FL, DIFF = Difference To Personal Best Lap, P = Crossed Finish Line in Pit Lane, D = Time Disallowed

P32 66		Morgan McLAREN-WOOD			Kawasaki - Team SBR Kawasaki				
IDEAL LAP TIME : 1:34.903		BEST LAP TIME : 1:35.554			DIFFERENCE : 0.651				
LAP	SECTOR 1	SECTOR 2	SECTOR 3	LAP TIME	MPH	DIFF	TIME OF DAY		
1 -	25.722	140.3	32.491	41.058	138.3	1:39.271	79.05	3.717	10:22:19.818
2 -	24.503	149.4	31.100	40.445	141.5	1:36.048	81.70	0.494	10:23:55.866
3 -	24.436	149.1	30.605	40.970	137.5	1:36.011 (3)	81.74	0.457	10:25:31.877
4 -	24.594	148.1	31.349	40.986	140.3	1:36.929	80.96	1.375	10:27:08.806
5 -	24.432	150.4	31.372	41.365	138.0	1:37.169	80.76	1.615	10:28:45.975
6 -	OUTLAP				138.3	5:09.534	25.35	3:33.980	10:33:55.509
7 -	25.154	148.7	31.049	42.033	139.5	1:38.236	79.88	2.682	10:35:33.745
8 -	24.443	150.4	30.707	41.157	140.1	1:36.307	81.49	0.753	10:37:10.052
9 -	25.177	139.8	34.474	43.011	133.9	1:42.662	76.44	7.108	10:38:52.714
10 -	OUTLAP				138.9	3:26.253	38.05	1:50.699	10:42:18.967
11 -	24.601	150.4	30.846	42.037	125.6	1:37.484	80.50	1.930	10:43:56.451
12 -	24.747	144.3	30.769	40.424	139.2	1:35.940 (2)	81.80	0.386	10:45:32.391
13 -	24.443	150.8	30.755	40.356	141.5	1:35.554 (1)	82.13		10:47:07.945
14 -	24.514	147.4	31.084	40.990	142.4	1:36.588	81.25	1.034	10:48:44.533

P33 16		Scott McFARLANE			Suzuki - True Heroes Racing				
IDEAL LAP TIME :		BEST LAP TIME : 1:38.359			DIFFERENCE :				
LAP	SECTOR 1	SECTOR 2	SECTOR 3	LAP TIME	MPH	DIFF	TIME OF DAY		
1 -				1:42.061	76.89	3.702	10:22:24.326		
2 -				1:40.769	77.88	2.410	10:24:05.095		
3 -				1:40.483	78.10	2.124	10:25:45.579		
4 -				1:40.428	78.14	2.069	10:27:26.007		
5 -				1:40.257	78.27	1.898	10:29:06.264		
6 -				6:22.128	20.53	4:43.769	10:35:28.392		
7 -				1:40.147	78.36	1.788	10:37:08.539		
8 -				1:38.359 (1)	79.79		10:38:46.898		
9 -				1:38.789 (2)	79.44	0.430	10:40:25.687		
10 -				1:39.116	79.18	0.757	10:42:04.803		
11 -				1:39.112	79.18	0.753	10:43:43.915		
12 -				1:39.066 (3)	79.22	0.707	10:45:22.981		
13 -				1:39.848	78.60	1.489	10:47:02.829		
14 -				1:39.245	79.07	0.886	10:48:42.074		

MCRCB BULLETIN TK017

2023 Bennetts British Superbike Championship - Round 8

2023 Pirelli National Superstock with Santander Consumer Finance

FREE PRACTICE 1 - BEST SECTORS

SECTOR 1				SECTOR 2				SECTOR 3				IDEAL / BEST COMPARISON			
POS	NO	NAME	TIME	NO	NAME	TIME	NO	NAME	TIME	POS	NO	NAME	IDEAL	BEST	DIFF
													PERFECT LAP	1:27.751	
1	5	KERR	22.370	3	McCONNELL	28.454	3	McCONNELL	36.927	1	3	McCONNELL	1:28.029	1:28.029	0.000
2	54	NEAVE	22.526	5	KERR	28.521	5	KERR	37.292	2	5	KERR	1:28.183	1:28.455	0.272
3	34	SEELEY	22.531	4	LINFOOT	28.632	19	TALBOT	37.292	3	19	TALBOT	1:28.603	1:28.789	0.186
4	4	LINFOOT	22.602	19	TALBOT	28.649	34	SEELEY	37.516	4	4	LINFOOT	1:28.837	1:28.862	0.025
5	3	McCONNELL	22.648	34	SEELEY	28.829	4	LINFOOT	37.603	5	34	SEELEY	1:28.876	1:28.987	0.111
6	19	TALBOT	22.662	54	NEAVE	28.884	54	NEAVE	37.625	6	54	NEAVE	1:29.035	1:29.035	0.000
7	18	WINFIELD	22.741	51	ELLIOTT	29.043	99	LUXTON	37.679	7	99	LUXTON	1:29.520	1:29.571	0.051
8	99	LUXTON	22.762	55	BEECH	29.056	71	CROWE	37.786	8	55	BEECH	1:29.801	1:29.805	0.004
9	8	ROLLO	22.796	8	ROLLO	29.060	11	REID	37.836	9	8	ROLLO	1:29.929	1:30.192	0.263
10	59	TRUELOVE	22.797	45	SWANN	29.077	45	SWANN	37.840	10	71	CROWE	1:30.024	1:30.413	0.389
11	55	BEECH	22.818	99	LUXTON	29.079	55	BEECH	37.927	11	45	SWANN	1:30.040	1:30.151	0.111
12	31	COX	22.928	59	TRUELOVE	29.105	10	SHELDON-SHAW	38.008	12	59	TRUELOVE	1:30.121	1:30.212	0.091
13	51	ELLIOTT	23.039	17	WHELAN	29.149	40	FRANCIS	38.021	13	51	ELLIOTT	1:30.151	1:30.249	0.098
14	24	CUMMINS	23.045	31	COX	29.154	51	ELLIOTT	38.069	14	18	WINFIELD	1:30.209	1:30.517	0.308
15	71	CROWE	23.054	71	CROWE	29.184	8	ROLLO	38.073	15	11	REID	1:30.268	1:30.293	0.025
16	45	SWANN	23.123	11	REID	29.195	24	CUMMINS	38.090	16	40	FRANCIS	1:30.363	1:30.381	0.018
17	40	FRANCIS	23.130	40	FRANCIS	29.212	12	HEDGER	38.099	17	12	HEDGER	1:30.468	1:30.534	0.066
18	12	HEDGER	23.156	12	HEDGER	29.213	18	WINFIELD	38.146	18	10	SHELDON-SHAW	1:30.586	1:30.586	0.000
19	10	SHELDON-SHAW	23.189	33	THOMSON	29.240	59	TRUELOVE	38.219	19	24	CUMMINS	1:30.651	1:30.909	0.258
20	17	WHELAN	23.219	18	WINFIELD	29.322	33	THOMSON	38.280	20	17	WHELAN	1:30.653	1:30.720	0.067
21	11	REID	23.237	10	SHELDON-SHAW	29.389	17	WHELAN	38.285	21	31	COX	1:30.889	1:31.189	0.300
22	57	WHITE	23.385	27	SYMONDS	29.483	57	WHITE	38.707	22	33	THOMSON	1:30.983	1:31.039	0.056
23	25	BOERBOOM	23.388	24	CUMMINS	29.516	31	COX	38.807	23	27	SYMONDS	1:31.836	1:32.107	0.271
24	90	PARKER	23.392	39	MORGAN	29.731	25	BOERBOOM	38.822	24	57	WHITE	1:31.905	1:32.209	0.304
25	27	SYMONDS	23.423	25	BOERBOOM	29.762	27	SYMONDS	38.930	25	25	BOERBOOM	1:31.972	1:32.112	0.140
26	33	THOMSON	23.463	57	WHITE	29.813	90	PARKER	39.178	26	90	PARKER	1:32.465	1:32.556	0.091
27	39	MORGAN	23.624	90	PARKER	29.895	39	MORGAN	39.220	27	39	MORGAN	1:32.575	1:32.575	0.000
28	80	BEY	23.847	80	BEY	29.930	80	BEY	39.445	28	80	BEY	1:33.222	1:33.222	0.000
29	66	McLAREN-WOOD	23.942	66	McLAREN-WOOD	30.605	26	MOORE	39.699	29	26	MOORE	1:34.312	1:35.127	0.815
30	26	MOORE	23.967	26	MOORE	30.646	66	McLAREN-WOOD	40.356	30	66	McLAREN-WOOD	1:34.903	1:35.554	0.651
31										31	23	ALLINGHAM		1:30.726	
32										32	96	SMITH		1:31.897	
33										33	16	McFARLANE		1:38.359	

MCRCB BULLETIN TK018**2023 Bennetts British Superbike Championship - Round 8****2023 Pirelli National Superstock with Santander Consumer Finance****FREE PRACTICE 1 - BEST SPEEDS**

POS	INTERMEDIATE 1			INTERMEDIATE 2			FINISH LINE		
	NO	NAME	MPH	NO	NAME	MPH	NO	NAME	MPH
1	5	KERR	163.6				34	SEELEY	150.4
2	54	NEAVE	162.8				19	TALBOT	148.7
3	19	TALBOT	161.7				99	LUXTON	147.8
4	99	LUXTON	161.3				54	NEAVE	147.4
5	34	SEELEY	160.9				18	WINFIELD	147.1
6	4	LINFOOT	160.1				5	KERR	146.8
7	12	HEDGER	159.7				3	McCONNELL	146.2
8	8	ROLLO	159.0				4	LINFOOT	146.2
9	3	McCONNELL	158.6				11	REID	146.2
10	59	TRUELOVE	158.6				8	ROLLO	145.8
11	24	CUMMINS	157.9				24	CUMMINS	145.8
12	57	WHITE	157.5				57	WHITE	145.5
13	51	ELLIOTT	157.1				12	HEDGER	144.9
14	18	WINFIELD	156.7				10	SHELDON-SHAW	144.9
15	11	REID	156.4				55	BEECH	144.6
16	40	FRANCIS	156.4				31	COX	144.6
17	25	BOERBOOM	156.0				59	TRUELOVE	144.3
18	55	BEECH	155.7				25	BOERBOOM	143.3
19	31	COX	155.7				51	ELLIOTT	143.0
20	45	SWANN	155.3				66	McLAREN-WOOD	142.4
21	27	SYMONDS	155.3				45	SWANN	141.8
22	10	SHELDON-SHAW	154.9				71	CROWE	141.8
23	17	WHELAN	154.6				90	PARKER	141.8
24	33	THOMSON	154.2				40	FRANCIS	141.5
25	39	MORGAN	153.9				39	MORGAN	140.1
26	90	PARKER	153.5				80	BEY	140.1
27	80	BEY	152.8				17	WHELAN	139.8
28	71	CROWE	152.5				27	SYMONDS	139.8
29	66	McLAREN-WOOD	150.8				33	THOMSON	138.9
30	26	MOORE	150.4				26	MOORE	137.5
31									
32									
33									

MCRCB BULLETIN TK019

2023 Bennetts British Superbike Championship - Round 8

2023 Pirelli National Superstock with Santander Consumer Finance

FREE PRACTICE 1 - STATISTICS

Competitors Started	33
Planned Start	2023-08-26 @ 10:20:00.000
Actual Start	2023-08-26 @ 10:20:01.827
Finish Time	2023-08-26 @ 10:50:01.827
Track Length	2.1800mi.
Total Laps	440
Total Distance Covered	959.2082mi.

Session Fastest Lap History

NO	NAME	LAP TIME	TIME OF DAY	LAP	VEHICLE
19	Joe TALBOT	1:34.412	10:22:07.102	1	Honda
55	Ash BEECH	1:34.289	10:22:47.700	1	Honda
40	Joe FRANCIS	1:33.197	10:23:21.991	2	Kawasaki
34	Alastair SEELEY	1:32.677	10:23:23.882	2	BMW
19	Joe TALBOT	1:30.372	10:23:37.474	2	Honda
5	Richard KERR	1:30.192	10:24:17.640	2	Honda
34	Alastair SEELEY	1:30.119	10:24:54.001	3	BMW
19	Joe TALBOT	1:29.547	10:25:07.021	3	Honda
34	Alastair SEELEY	1:29.528	10:27:54.604	5	BMW
19	Joe TALBOT	1:29.238	10:28:06.654	5	Honda
5	Richard KERR	1:28.931	10:28:53.300	5	Honda
3	Billy McCONNELL	1:28.871	10:32:10.972	7	Honda
5	Richard KERR	1:28.455	10:34:57.738	9	Honda
3	Billy McCONNELL	1:28.029	10:42:27.721	12	Honda

Flag History

TYPE	TIME OF DAY
GREEN	10:20:01.827
FINISH	10:50:01.827

Flag Statistics

TYPE	COUNT	TOTAL LAPS	TOTAL TIME
Green	1	17	32:35.378
Red	0	0	0.000
Safety Car	0	0	0.000
FCY	0	0	0.000

MCRCB BULLETIN TK020

2023 Bennetts British Superbike Championship - Round 8

2023 Pirelli National Superstock with Santander Consumer Finance

FREE PRACTICE 1 - SESSION NOTES

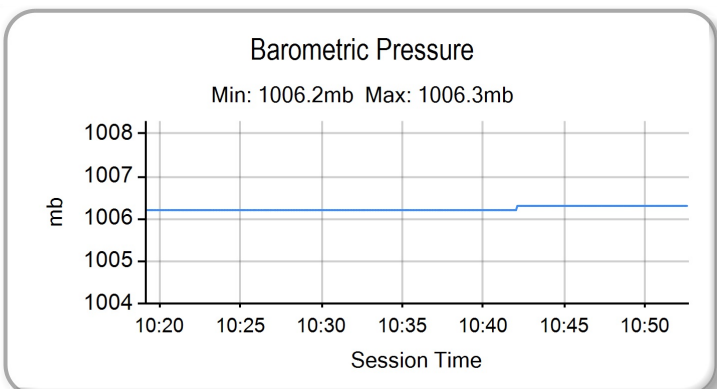
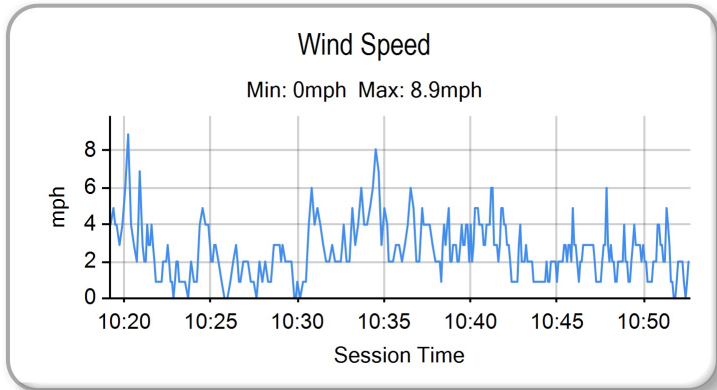
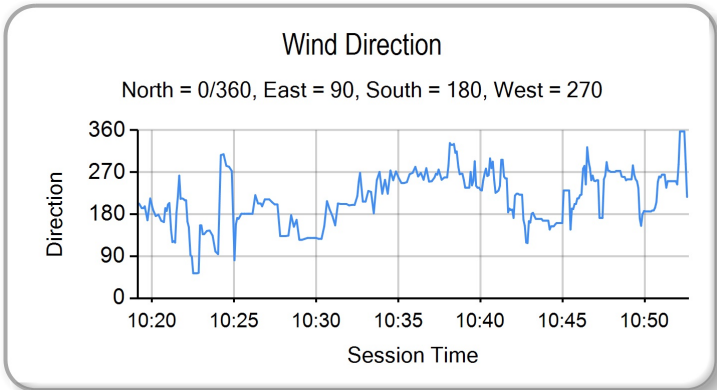
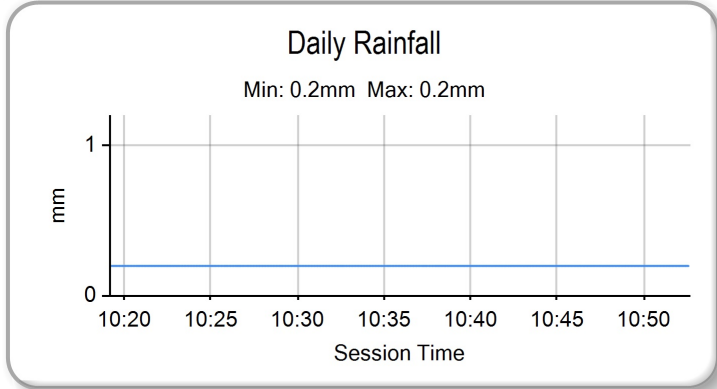
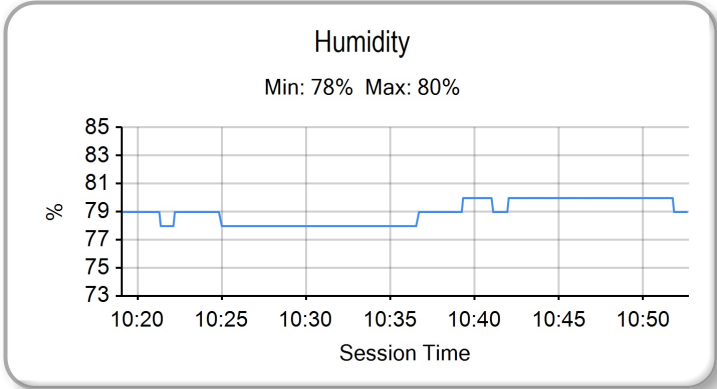
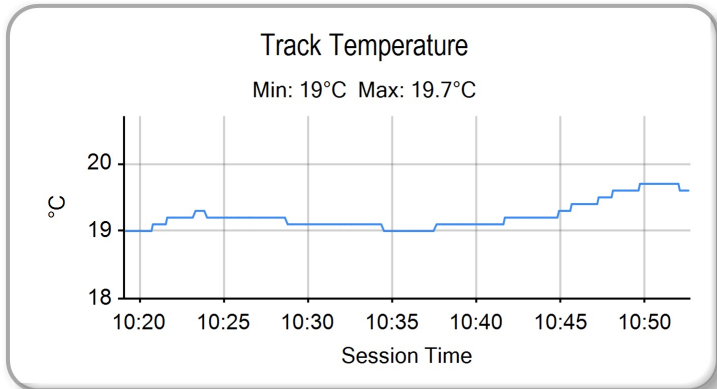
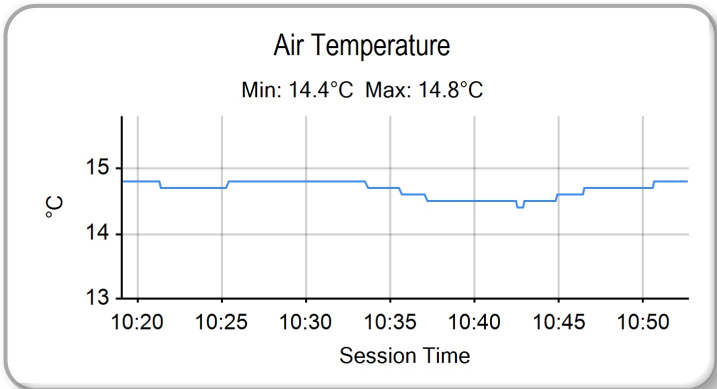
TIME	MESSAGE
10:24:24	#16, #23 & #96 - NO WORKING TRANSPONDER
10:26:03	NO. 34 - COURSE CUT T9/10 - LAP TIME CANCELLED
10:26:35	NO. 26 - COURSE CUT T9/10 - LAP TIME CANCELLED
10:26:47	NO. 24 - COURSE CUT T9/10 - LAP TIME CANCELLED
10:28:03	NO. 25 - COURSE CUT T9/10 - LAP TIME CANCELLED
10:31:42	NO. 24 - COURSE CUT T9/10 - LAP TIME CANCELLED
10:31:57	NO. 34 - COURSE CUT T9/10 - LAP TIME CANCELLED
10:32:34	NO. 55 - COURSE CUT T9/10 - LAP TIME CANCELLED
10:33:46	NO. 45 - COURSE CUT T9/10 - LAP TIME CANCELLED
10:39:50	NO. 10 - COURSE CUT T9/10 - LAP TIME CANCELLED
10:42:57	NO. 24 - COURSE CUT T9/10 - LAP TIME CANCELLED
10:44:35	NO. 5 FALLER AT T4 PARK - RIDER OK
10:49:18	NO. 4 - COURSE CUT T9/10 - LAP TIME CANCELLED
10:49:37	DROPS OF RAIN IN SECTOR 2
10:51:00	NO. 34 - COURSE CUT T9/10 - LAP TIME CANCELLED

MCRCB BULLETIN TK021

2023 Bennetts British Superbike Championship - Round 8

2023 Pirelli National Superstock with Santander Consumer Finance

FREE PRACTICE 1 - WEATHER CONDITIONS



FREE PRACTICE 2 - CLASSIFICATION



POS	NO	NAME	NAT	ENTRY	TIME	ON	LAPS	GAP	DIFF	MPH
1	34	Alastair SEELEY	GBR	BMW - SYNETIQ BMW Motorrad	1:48.419	3	4			72.38
2	40	Joe FRANCIS	GBR	Kawasaki - STAUFF Fluid Power / GR Motosport	1:51.499	3	3	3.080	3.080	70.38
3	16	Scott McFARLANE	GBR	Suzuki - True Heroes Racing	1:54.475	2	5	6.056	2.976	68.55
4	57	Richard WHITE	GBR	BMW - Trackdudes powered by Hilltop Motorcycles	1:57.896	3	3	9.477	3.421	66.56
QUALIFYING LAPTIME (110.0% of 1:48.419) = 1:59.260										
5	80	Callum BEY	GBR	Suzuki - FilterLogic by EightZero Racing	2:10.452	1	1	22.033	12.556	60.16
6	33	Connor THOMSON	GBR	Kawasaki - Sound Advice Hearing Racing						
7	96	Kieran SMITH	GBR	Honda - Corkie Racing						
8	23	David ALLINGHAM	GBR	Honda - SMS Racing						

Weather / Track : Rain / Wet

These results are provisional until the conclusion of any judicial and technical matters.

Cadwell Park: 2.1800 miles

Date: 26/08/2023 Start: 15:37 Finish: 15:57

Race Director : Stuart Higgs S. Higgs Digitally Approved at 16:12 Saturday, 26 August 2023	Stewards :	Timekeeper : Richard Evans R. EVANS Digitally Approved at 16:08 Saturday, 26 August 2023
--	------------	--

Results can be found at www.britishsuperbike.com

Printed - 15:59 Saturday, 26 August 2023

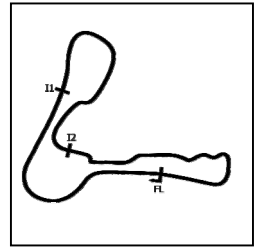


MCRCB BULLETIN TK054

2023 Bennetts British Superbike Championship - Round 8

2023 Pirelli National Superstock with Santander Consumer Finance

FREE PRACTICE 2 - SECTOR ANALYSIS



SECTOR 1 = FL to I1, SECTOR 2 = I1 to I2, SECTOR 3 = I2 to FL, DIFF = Difference To Personal Best Lap, P = Crossed Finish Line in Pit Lane, D = Time Disallowed

P1		34		Alastair SEELEY		BMW - SYNETIQ BMW Motorrad			
IDEAL LAP TIME : 1:48.104		BEST LAP TIME : 1:48.419		DIFFERENCE : 0.315					
LAP	SECTOR 1	SECTOR 2	SECTOR 3	LAP TIME	MPH	DIFF	TIME OF DAY		
1 -	OUTLAP	119.8	37.586	47.675	136.3	2:01.022	64.84	12.603	15:41:25.252
2 -	27.020	132.1	36.098	46.480	140.3	1:49.598 (3)	71.60	1.179	15:43:14.850
3 -	26.429	139.5	35.481	46.509	140.9	1:48.419 (1)	72.38		15:45:03.269
4 -	26.216	133.6	36.813	46.407	140.1	1:49.436 (2)	71.71	1.017	15:46:52.705

P2		40		Joe FRANCIS		Kawasaki - STAUFF Fluid Power / GR Motosport			
IDEAL LAP TIME : 1:51.499		BEST LAP TIME : 1:51.499		DIFFERENCE : 0.000					
LAP	SECTOR 1	SECTOR 2	SECTOR 3	LAP TIME	MPH	DIFF	TIME OF DAY		
1 -	OUTLAP	124.0	38.660	48.246	131.5	2:03.864	63.36	12.365	15:42:33.914
2 -	28.295	128.8	37.828	46.713	132.6	1:52.836 (2)	69.55	1.337	15:44:26.750
3 -	27.845	132.6	37.175	46.479	131.8	1:51.499 (1)	70.38		15:46:18.249

P3		16		Scott McFARLANE		Suzuki - True Heroes Racing			
IDEAL LAP TIME : 1:54.299		BEST LAP TIME : 1:54.475		DIFFERENCE : 0.176					
LAP	SECTOR 1	SECTOR 2	SECTOR 3	LAP TIME	MPH	DIFF	TIME OF DAY		
1 -	29.326	124.9	38.130	49.354	131.3	1:56.810 (3)	67.18	2.335	15:43:06.325
2 -	28.158	122.2	37.152	49.165	132.3	1:54.475 (1)	68.55		15:45:00.800
3 -	28.247	115.9	38.666	48.989	131.5	1:55.902 (2)	67.71	1.427	15:46:56.702
4 -	29.349	118.1	39.322	50.200	123.5	1:58.871	66.02	4.396	15:48:55.573
5 -	30.142	110.9	38.821	49.258	126.8	1:58.221	66.38	3.746	15:50:53.794

P4		57		Richard WHITE		BMW - Trackdudes powered by Hilltop Motorcycles			
IDEAL LAP TIME : 1:57.261		BEST LAP TIME : 1:57.896		DIFFERENCE : 0.635					
LAP	SECTOR 1	SECTOR 2	SECTOR 3	LAP TIME	MPH	DIFF	TIME OF DAY		
1 -	30.850	115.1	42.781	51.713	131.5	2:05.344 (3)	62.61	7.448	15:41:01.524
2 -	29.411	123.3	39.299	49.683	133.1	1:58.393 (2)	66.28	0.497	15:42:59.917
3 -	28.762	131.8	38.882	50.252	133.4	1:57.896 (1)	66.56		15:44:57.813

P5		80		Callum BEY		Suzuki - FilterLogic by EightZero Racing			
IDEAL LAP TIME : 2:05.962		BEST LAP TIME : 2:10.452		DIFFERENCE : 4.490					
LAP	SECTOR 1	SECTOR 2	SECTOR 3	LAP TIME	MPH	DIFF	TIME OF DAY		
1 -	33.701	105.0	43.227	53.524	122.4	2:10.452 (1)	60.16		15:54:38.864

MCRCB BULLETIN TK055**2023 Bennetts British Superbike Championship - Round 8****2023 Pirelli National Superstock with Santander Consumer Finance****FREE PRACTICE 2 - BEST SECTORS**

SECTOR 1			SECTOR 2			SECTOR 3			IDEAL / BEST COMPARISON						
POS	NO	NAME	TIME	NO	NAME	TIME	NO	NAME	TIME	POS	NO	NAME	IDEAL	BEST	DIFF
													PERFECT LAP	1:48.104	
1	34	SEELEY	26.216	34	SEELEY	35.481	34	SEELEY	46.407	1	34	SEELEY	1:48.104	1:48.419	0.315
2	40	FRANCIS	27.845	16	McFARLANE	37.152	40	FRANCIS	46.479	2	40	FRANCIS	1:51.499	1:51.499	0.000
3	16	McFARLANE	28.158	40	FRANCIS	37.175	16	McFARLANE	48.989	3	16	McFARLANE	1:54.299	1:54.475	0.176
4	57	WHITE	28.696	57	WHITE	38.882	57	WHITE	49.683	4	57	WHITE	1:57.261	1:57.896	0.635
5	80	BEY	31.612	80	BEY	40.826	80	BEY	53.524	5	80	BEY	2:05.962	2:10.452	4.490
6				23	ALLINGHAM	43.715									
7															
8															

MCRCB BULLETIN TK056

2023 Bennetts British Superbike Championship - Round 8

2023 Pirelli National Superstock with Santander Consumer Finance

FREE PRACTICE 2 - BEST SPEEDS

POS	INTERMEDIATE 1			INTERMEDIATE 2			FINISH LINE		
	NO	NAME	MPH	NO	NAME	MPH	NO	NAME	MPH
1	34	SEELEY	139.5				34	SEELEY	140.9
2	40	FRANCIS	132.6				57	WHITE	133.4
3	57	WHITE	131.8				40	FRANCIS	132.6
4	16	McFARLANE	124.9				16	McFARLANE	132.3
5	23	ALLINGHAM	121.5				80	BEY	122.4
6	80	BEY	115.9						
7									
8									

MCRCB BULLETIN TK057

2023 Bennetts British Superbike Championship - Round 8

2023 Pirelli National Superstock with Santander Consumer Finance

FREE PRACTICE 2 - STATISTICS

Competitors Started 8
Planned Start 2023-08-26 @ 15:20:00.000
Actual Start 2023-08-26 @ 15:37:00.509
Finish Time 2023-08-26 @ 15:57:24.223
Track Length 2.1800mi.
Total Laps 16
Total Distance Covered 34.8802mi.

Session Fastest Lap History

NO	NAME	LAP TIME	TIME OF DAY	LAP	VEHICLE
57	Richard WHITE	2:05.344	15:41:01.524	1	BMW
57	Richard WHITE	1:58.393	15:42:59.917	2	BMW
16	Scott McFARLANE	1:56.810	15:43:06.325	1	Suzuki
34	Alastair SEELEY	1:49.598	15:43:14.850	2	BMW
34	Alastair SEELEY	1:48.419	15:45:03.269	3	BMW

Flag History

TYPE	TIME OF DAY
GREEN	15:37:00.509
RED	15:56:17.461
FINISH	15:57:24.223

Flag Statistics

TYPE	COUNT	TOTAL LAPS	TOTAL TIME
Green	1	5	19:16.952
Red	1	0	1:06.762
Safety Car	0	0	0.000
FCY	0	0	0.000

MCRCB BULLETIN TK058

2023 Bennetts British Superbike Championship - Round 8

2023 Pirelli National Superstock with Santander Consumer Finance

FREE PRACTICE 2 - SESSION NOTES

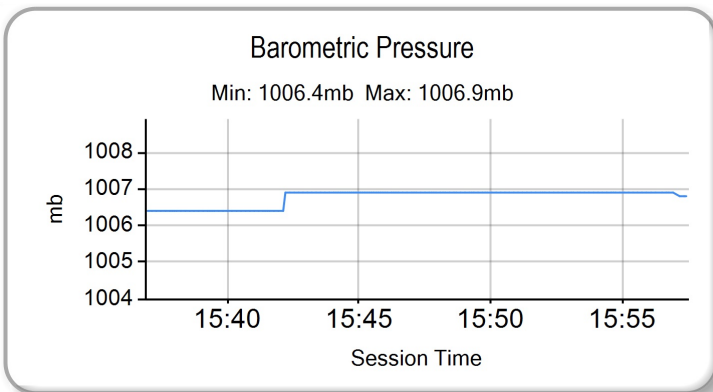
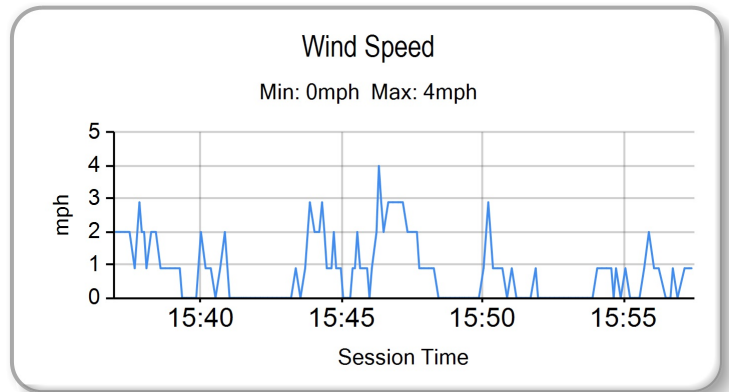
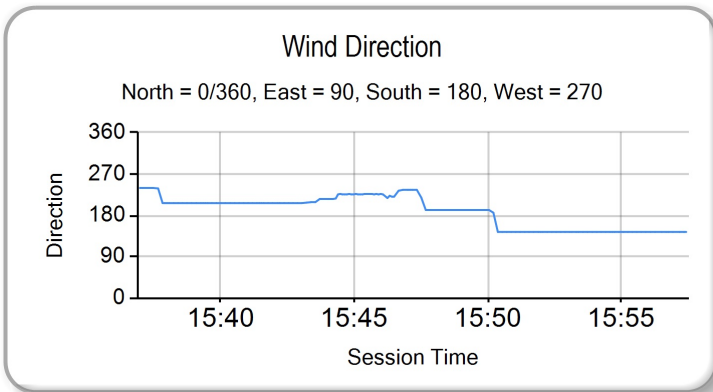
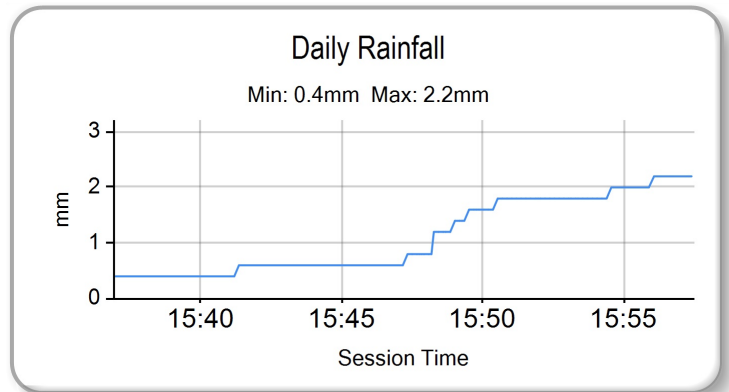
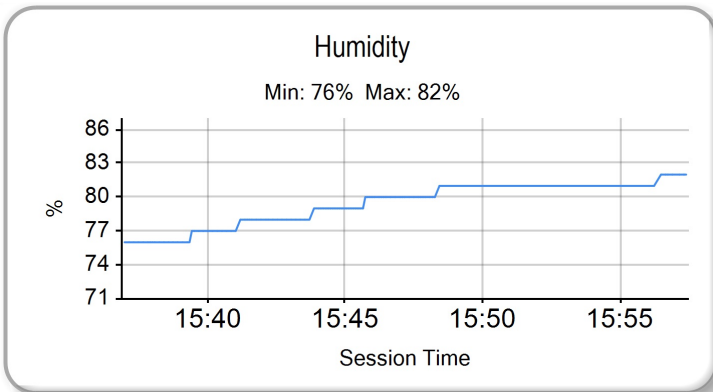
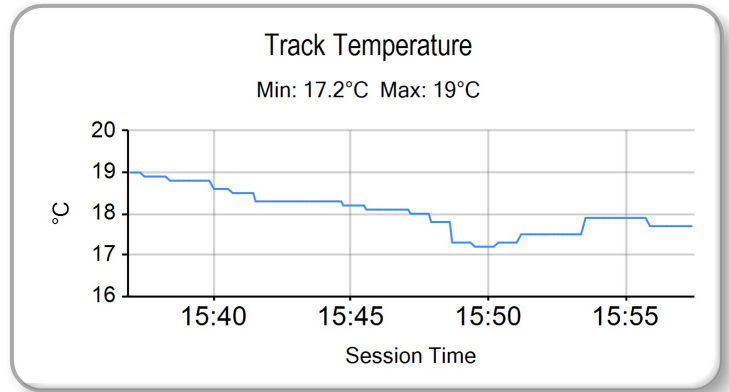
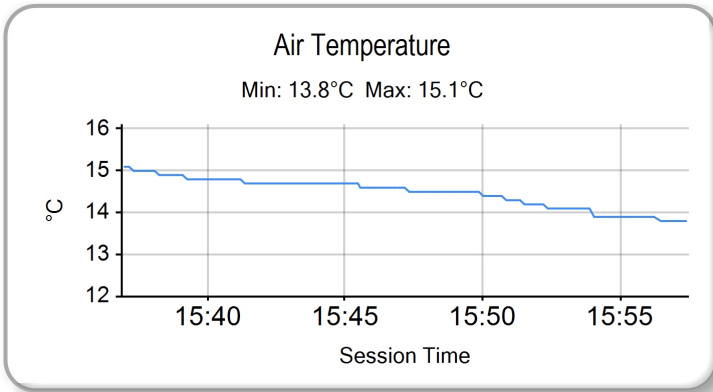
TIME	MESSAGE
15:45:54	NO. 33 FALLER AT T11/15/16 HALL BENDS - RIDER OK
15:46:01	NO. 33 FALLER AT T14/15/16 HALL BENDS - RIDER OK
15:48:05	NO. 96 FALLER AT T14/15/16 HALL BENDS - RIDER OK

MCRCB BULLETIN TK059

2023 Bennetts British Superbike Championship - Round 8

2023 Pirelli National Superstock with Santander Consumer Finance

FREE PRACTICE 2 - WEATHER CONDITIONS





POS	NO	NAME	NAT	ENTRY	FIRST		SECOND		GAP	DIFF
					TIME	LAPS	TIME	LAPS		
1	3	Billy McCONNELL	AUS	Honda - C&L Fairburn Properties Jackson Racing	1:28.029	14		0		
2	5	Richard KERR	IRL	Honda - AMD Motorsport	1:28.455	12		0	0.426	0.426
3	19	Joe TALBOT	GBR	Honda - JR Performance Racing	1:28.789	14		0	0.760	0.334
4	4	Dan LINFOOT	GBR	Honda - Optimum Bikes Racing Ltd	1:28.862	13		0	0.833	0.073
5	34	Alastair SEELEY	GBR	BMW - SYNETIQ BMW Motorrad	1:28.987	15	1:48.419	4	0.958	0.125
6	54	Tim NEAVE	GBR	Honda - Marvel HCL Motorsport	1:29.035	14		0	1.006	0.048
7	99	Ben LUXTON	GBR	Honda - Ben Luxton Racing	1:29.571	14		0	1.542	0.536
8	55	Ash BEECH	GBR	Honda - Jones Dorling Racing	1:29.805	14		0	1.776	0.234
9	45	Scott SWANN	GBR	Yamaha - Swann Racing	1:30.151	13		0	2.122	0.346
10	8	Lewis ROLLO	GBR	Aprilia - IN Competition / Aprilia	1:30.192	15		0	2.163	0.041
11	59	Matt TRUELOVE	GBR	Honda - TAG Racing	1:30.212	15		0	2.183	0.020
12	51	Brayden ELLIOTT	AUS	Kawasaki - DAO Racing	1:30.249	15		0	2.220	0.037
13	11	Simon REID	GBR	Honda - C&L Fairburn Properties Jackson Racing	1:30.293	13		0	2.264	0.044
14	40	Joe FRANCIS	GBR	Kawasaki - STAUFF Fluid Power / GR Motosport	1:30.381	13	1:51.499	3	2.352	0.088
15	71	Philip CROWE	GBR	BMW - Crowe Performance	1:30.413	14		0	2.384	0.032
16	18	Shaun WINFIELD	GBR	Honda - TAG Racing	1:30.517	12		0	2.488	0.104
17	12	Luke HEDGER	GBR	Kawasaki - MAD Racing	1:30.534	14		0	2.505	0.017
18	10	Joe SHELDON-SHAW	GBR	Kawasaki - Team SBR Kawasaki	1:30.586	8		0	2.557	0.052
19	17	Matty WHELAN	GBR	Suzuki - Milestone by ATS Racing	1:30.720	14		0	2.691	0.134
20	23	David ALLINGHAM	GBR	Honda - SMS Racing	1:30.726	12		0	2.697	0.006
21	24	Conor CUMMINS	GBR	Honda - Milenco by Padgetts Motorcycles	1:30.909	12		0	2.880	0.183
22	33	Connor THOMSON	GBR	Kawasaki - Sound Advice Hearing Racing	1:31.039	16		0	3.010	0.130
23	31	Sam COX	GBR	BMW - Sam Cox Racing with Armada Marine Cables	1:31.189	14		0	3.160	0.150
24	96	Kieran SMITH	GBR	Honda - Corkie Racing	1:31.897	17		0	3.868	0.708
25	27	Max SYMONDS	GBR	Yamaha - Symonds Racing	1:32.107	13		0	4.078	0.210
26	25	Jorel BOERBOOM	NLD	Kawasaki - G&S Racing	1:32.112	13		0	4.083	0.005
27	57	Richard WHITE	GBR	BMW - Trackdudes powered by Hilltop Motorcycles	1:32.209	13	1:57.896	3	4.180	0.097
28	90	Rory PARKER	GBR	Suzuki - RP Racing	1:32.556	15		0	4.527	0.347
29	39	Max MORGAN	GBR	Kawasaki - MSS Performance	1:32.575	10		0	4.546	0.019
30	80	Callum BEY	GBR	Suzuki - FilterLogic by EightZero Racing	1:33.222	16	2:10.452	1	5.193	0.647
31	26	Joe MOORE	GBR	Suzuki - Clearline Racing	1:35.127	5		0	7.098	1.905
32	66	Morgan McLAREN-WOOD	NZL	Kawasaki - Team SBR Kawasaki	1:35.554	14		0	7.525	0.427
QUALIFYING LAPTIME (110.0% of 1:28.029) = 1:36.831										
33	16	Scott McFARLANE	GBR	Suzuki - True Heroes Racing	1:38.359	14	1:54.475	5	10.330	2.805

Weather / Track : Rain / Wet

Cadwell Park: 2.1800 miles

These results are provisional until the conclusion of any judicial and technical matters.

Race Director : Stuart Higgs <i>S. Higgs</i>	Stewards :	Timekeeper : Richard Evans <i>R. EVANS</i>
<small>Digitally Approved at 16:13 Saturday, 26 August 2023</small>		<small>Digitally Approved at 16:08 Saturday, 26 August 2023</small>

Results can be found at www.britishsuperbike.com

Printed - 16:03 Saturday, 26 August 2023



QUALIFYING - Q1 - START LIST



NO	NAME	NAT	ENTRY
16	Scott McFARLANE	GBR	Suzuki - True Heroes Racing
17	Matty WHELAN	GBR	Suzuki - Milestone by ATS Racing
23	David ALLINGHAM	GBR	Honda - SMS Racing
24	Conor CUMMINS	GBR	Honda - Milenco by Padgetts Motorcycles
25	Jorel BOERBOOM	NLD	Kawasaki - G&S Racing
26	Joe MOORE	GBR	Suzuki - Clearline Racing
27	Max SYMONDS	GBR	Yamaha - Symonds Racing
31	Sam COX	GBR	BMW - Sam Cox Racing with Armada Marine Cables
33	Connor THOMSON	GBR	Kawasaki - Sound Advice Hearing Racing
39	Max MORGAN	GBR	Kawasaki - MSS Performance
57	Richard WHITE	GBR	BMW - Trackdudes powered by Hilltop Motorcycles
66	Morgan McLAREN-WOOD	NZL	Kawasaki - Team SBR Kawasaki
80	Callum BEY	GBR	Suzuki - FilterLogic by EightZero Racing
90	Rory PARKER	GBR	Suzuki - RP Racing
96	Kieran SMITH	GBR	Honda - Corkie Racing

Total Competitors: 15

QUALIFYING - Q2 - START LIST

NO	NAME	NAT	ENTRY
3	Billy McCONNELL	AUS	Honda - C&L Fairburn Properties Jackson Racing
4	Dan LINFOOT	GBR	Honda - Optimum Bikes Racing Ltd
5	Richard KERR	IRL	Honda - AMD Motorsport
8	Lewis ROLLO	GBR	Aprilia - IN Competition / Aprilia
10	Joe SHELDON-SHAW	GBR	Kawasaki - Team SBR Kawasaki
11	Simon REID	GBR	Honda - C&L Fairburn Properties Jackson Racing
12	Luke HEDGER	GBR	Kawasaki - MAD Racing
18	Shaun WINFIELD	GBR	Honda - TAG Racing
19	Joe TALBOT	GBR	Honda - JR Performance Racing
34	Alastair SEELEY	GBR	BMW - SYNETIQ BMW Motorrad
40	Joe FRANCIS	GBR	Kawasaki - STAUFF Fluid Power / GR Motosport
45	Scott SWANN	GBR	Yamaha - Swann Racing
51	Brayden ELLIOTT	AUS	Kawasaki - DAO Racing
54	Tim NEAVE	GBR	Honda - Marvel HCL Motorsport
55	Ash BEECH	GBR	Honda - Jones Dorling Racing
59	Matt TRUELOVE	GBR	Honda - TAG Racing
71	Philip CROWE	GBR	BMW - Crowe Performance
99	Ben LUXTON	GBR	Honda - Ben Luxton Racing

POSITION 1 FROM RESULT OF Q1
 POSITION 2 FROM RESULT OF Q1
 POSITION 3 FROM RESULT OF Q1
 POSITION 4 FROM RESULT OF Q1
 POSITION 5 FROM RESULT OF Q1
 POSITION 6 FROM RESULT OF Q1
 POSITION 7 FROM RESULT OF Q1
 POSITION 8 FROM RESULT OF Q1
 POSITION 9 FROM RESULT OF Q1

Total Competitors: 27

Cadwell Park: 2.1800 miles

Results can be found at www.britishsuperbike.com

Printed - 15:59 Saturday, 26 August 2023





POS	NO	NAME	NAT	ENTRY	TIME	ON	LAPS	GAP	DIFF	MPH
1	3	Billy McCONNELL	AUS	Honda - C&L Fairburn Properties Jackson Racing	1:27.965	14	17			89.21
2	5	Richard KERR	IRL	Honda - AMD Motorsport	1:28.191	8	11	0.226	0.226	88.98
3	54	Tim NEAVE	GBR	Honda - Marvel HCL Motorsport	1:28.290	12	20	0.325	0.099	88.88
4	55	Ash BEECH	GBR	Honda - Jones Dorling Racing	1:28.567	15	24	0.602	0.277	88.61
5	19	Joe TALBOT	GBR	Honda - JR Performance Racing	1:28.615	4	20	0.650	0.048	88.56
6	34	Alastair SEELEY	GBR	BMW - SYNETIQ BMW Motorrad	1:28.687	12	21	0.722	0.072	88.49
7	4	Dan LINFOOT	GBR	Honda - Optimum Bikes Racing Ltd	1:28.704	12	19	0.739	0.017	88.47
8	8	Lewis ROLLO	GBR	Aprilia - IN Competition / Aprilia	1:28.849	13	22	0.884	0.145	88.33
9	23	David ALLINGHAM	GBR	Honda - SMS Racing	1:28.923	12	21	0.958	0.074	88.25
10	99	Ben LUXTON	GBR	Honda - Ben Luxton Racing	1:28.978	8	21	1.013	0.055	88.20
11	11	Simon REID	GBR	Honda - C&L Fairburn Properties Jackson Racing	1:29.435	13	14	1.470	0.457	87.75
12	18	Shaun WINFIELD	GBR	Honda - TAG Racing	1:29.440	3	18	1.475	0.005	87.74
13	40	Joe FRANCIS	GBR	Kawasaki - STAUFF Fluid Power / GR Motosport	1:29.446	8	16	1.481	0.006	87.74
14	51	Brayden ELLIOTT	AUS	Kawasaki - DAO Racing	1:29.524	7	20	1.559	0.078	87.66
15	12	Luke HEDGER	GBR	Kawasaki - MAD Racing	1:29.558	19	20	1.593	0.034	87.63
16	10	Joe SHELDON-SHAW	GBR	Kawasaki - Team SBR Kawasaki	1:29.715	8	8	1.750	0.157	87.47
17	45	Scott SWANN	GBR	Yamaha - Swann Racing	1:29.732	18	20	1.767	0.017	87.46
18	71	Philip CROWE	GBR	BMW - Crowe Performance	1:29.748	3	15	1.783	0.016	87.44
19	59	Matt TRUELOVE	GBR	Honda - TAG Racing	1:29.778	19	20	1.813	0.030	87.41
20	24	Conor CUMMINS	GBR	Honda - Milenco by Padgetts Motorcycles	1:30.262	6	9	2.297	0.484	86.94
21	25	Jorel BOERBOOM	NLD	Kawasaki - G&S Racing	1:30.692	15	20	2.727	0.430	86.53
22	17	Matty WHELAN	GBR	Suzuki - Milestone by ATS Racing	1:30.872	11	21	2.907	0.180	86.36
23	33	Connor THOMSON	GBR	Kawasaki - Sound Advice Hearing Racing	1:30.881	15	24	2.916	0.009	86.35
24	96	Kieran SMITH	GBR	Honda - Corkie Racing	1:31.017	13	23	3.052	0.136	86.22
25	31	Sam COX	GBR	BMW - Sam Cox Racing with Armada Marine Cables	1:31.258	11	21	3.293	0.241	85.99
26	57	Richard WHITE	GBR	BMW - Trackdudes powered by Hilltop Motorcycles	1:31.287	11	18	3.322	0.029	85.97
27	27	Max SYMONDS	GBR	Yamaha - Symonds Racing	1:31.327	11	19	3.362	0.040	85.93
28	90	Rory PARKER	GBR	Suzuki - RP Racing	1:31.381	12	16	3.416	0.054	85.88
29	39	Max MORGAN	GBR	Kawasaki - MSS Performance	1:32.163	11	17	4.198	0.782	85.15
30	80	Callum BEY	GBR	Suzuki - FilterLogic by EightZero Racing	1:32.249	19	20	4.284	0.086	85.07
31	26	Joe MOORE	GBR	Suzuki - Clearline Racing	1:32.696	17	17	4.731	0.447	84.66

QUALIFYING LAPTIME (110.0% of 1:27.965) = 1:36.761

32	16	Scott McFARLANE	GBR	Suzuki - True Heroes Racing	1:37.255	12	21	9.290	4.559	80.69
DQ	66	Morgan McLAREN-WOOD	NZL	Kawasaki - Team SBR Kawasaki						

#66 - Disqualified from the Qualifying session - Failed post Qualifying technical inspection.

- #24 - Lap 5 time cancelled - Course cut at T9/10.
- #55 - Laps 7, 16 & 18 time cancelled - Course cut at T9/10.
- #99 - Laps 12 & 13 time cancelled - Course cut at T9/10.
- #19 - Lap 10 time cancelled - Course cut at T9/10.
- #51 - Lap 14 time cancelled - Course cut at T9/10.
- #26 - Lap 13 time cancelled - Course cut at T9/10.
- #18 - Lap 15 time cancelled - Course cut at T9/10.
- #59 - Lap 18 time cancelled - Course cut at T9/10.
- #23 - Lap 19 time cancelled - Course cut at T9/10.

Weather / Track : Cloudy / Dry

These results are provisional until the conclusion of any judicial and technical matters.

Cadwell Park: 2.1800 miles

Date: 27/08/2023 Start: 10:35 Finish: 11:26

Race Director : Stuart Higgs	Stewards :	Timekeeper : Richard Evans
<i>S. Higgs</i>		<i>R. EVANS</i>
<small>Digitally Approved at 18:34 Sunday, 27 August 2023</small>		<small>Digitally Approved at 18:32 Sunday, 27 August 2023</small>

Results can be found at www.britishsuperbike.com

Printed - 18:28 Sunday, 27 August 2023

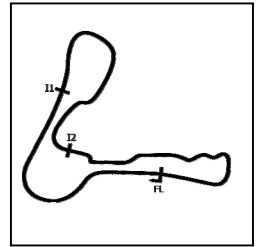


MCRCB BULLETIN TK097

2023 Bennetts British Superbike Championship - Round 8

2023 Pirelli National Superstock with Santander Consumer Finance

QUALIFYING - SECTOR ANALYSIS



SECTOR 1 = FL to I1, SECTOR 2 = I1 to I2, SECTOR 3 = I2 to FL, DIFF = Difference To Personal Best Lap, P = Crossed Finish Line in Pit Lane, D = Time Disallowed

P1		3		Billy McCONNELL		Honda - C&L Fairburn Properties Jackson Racing				
IDEAL LAP TIME : 1:27.823		BEST LAP TIME : 1:27.965		DIFFERENCE : 0.142						
LAP	SECTOR 1		SECTOR 2		SECTOR 3		LAP TIME	MPH	DIFF	TIME OF DAY
1 -	25.032	144.3	31.007	39.278	142.1	1:35.317	82.33	7.352	10:39:35.242	
2 -	22.790	157.5	28.703	37.257	141.5	1:28.750	88.42	0.785	10:41:03.992	
3 -	22.742	157.5	28.566	37.225	142.7	1:28.533	88.64	0.568	10:42:32.525	
4 -	OUTLAP				143.0	1:53.217	69.31	25.252	10:44:25.742	
5 -	22.677	157.5	28.500	37.002	143.7	1:28.179 (3)	89.00	0.214	10:45:53.921	
6 -	OUTLAP				142.4	2:58.421	43.98	1:30.456	10:48:52.342	
7 -	22.720	156.7	29.022	40.739	143.3	1:32.481	84.86	4.516	10:50:24.823	
8 -	OUTLAP				140.9	19:18.681	6.77	17:50.716	11:09:43.504	
9 -	23.659	151.4	30.055	38.163	142.4	1:31.877	85.41	3.912	11:11:15.381	
10 -	22.601	157.5	28.403	37.072	141.5	1:28.076 (2)	89.10	0.111	11:12:43.457	
11 -	22.792	156.0	28.534	37.179	143.3	1:28.505	88.67	0.540	11:14:11.962	
12 -	26.841	107.3	34.812	38.303	142.4	1:39.956	78.51	11.991	11:15:51.918	
13 -	OUTLAP				142.4	2:22.734	54.98	54.769	11:18:14.652	
14 -	22.743	156.7	28.259	36.963	143.7	1:27.965 (1)	89.21		11:19:42.617	
15 -	22.768	157.5	28.337	46.397	143.0	1:37.502	80.49	9.537	11:21:20.119	
16 -	22.792	157.9	28.499	37.287	143.0	1:28.578	88.60	0.613	11:22:48.697	
17 -	22.753	157.9	28.477	37.392	145.2	1:28.622	88.55	0.657	11:24:17.319	

P2		5		Richard KERR		Honda - AMD Motorsport				
IDEAL LAP TIME : 1:28.131		BEST LAP TIME : 1:28.191		DIFFERENCE : 0.060						
LAP	SECTOR 1		SECTOR 2		SECTOR 3		LAP TIME	MPH	DIFF	TIME OF DAY
1 -	23.829	149.7	30.651	38.370	144.9	1:32.850	84.52	4.659	10:39:08.276	
2 -	22.509	161.7	28.595	37.239	146.5	1:28.343 (2)	88.83	0.152	10:40:36.619	
3 -	23.356	144.6	31.934	43.285	145.5	1:38.575	79.61	10.384	10:42:15.194	
4 -	22.465	159.4	32.856	41.328	146.5	1:36.649	81.20	8.458	10:43:51.843	
5 -	22.501	161.3	28.502	37.476	145.5	1:28.479 (3)	88.69	0.288	10:45:20.322	
6 -	OUTLAP				135.0	21:14.274	6.15	19:46.083	11:06:34.596	
7 -	23.644	141.2	30.333	39.452	144.9	1:33.429	84.00	5.238	11:08:08.025	
8 -	22.484	156.4	28.543	37.164	144.9	1:28.191 (1)	88.98		11:09:36.216	
9 -	24.220	139.8	32.279	39.405	144.3	1:35.904	81.83	7.713	11:11:12.120	
10 -	22.537	160.1	28.615	39.039	145.2	1:30.191	87.01	2.000	11:12:42.311	
11 -	24.363	142.7	29.699	37.852	145.2	1:31.914	85.38	3.723	11:14:14.225	

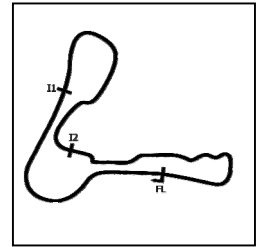
P3		54		Tim NEAVE		Honda - Marvel HCL Motorsport				
IDEAL LAP TIME : 1:28.145		BEST LAP TIME : 1:28.290		DIFFERENCE : 0.145						
LAP	SECTOR 1		SECTOR 2		SECTOR 3		LAP TIME	MPH	DIFF	TIME OF DAY
1 -	23.943	147.8	30.508	38.948	145.5	1:33.399	84.02	5.109	10:37:36.133	
2 -	22.805	158.6	29.967	38.077	146.2	1:30.849	86.38	2.559	10:39:06.982	
3 -	22.685	160.9	28.947	37.470	146.2	1:29.102	88.07	0.812	10:40:36.084	
4 -	OUTLAP				143.3	4:19.700	30.21	2:51.410	10:44:55.784	
5 -	23.476	156.4	29.957	38.144	144.3	1:31.577	85.69	3.287	10:46:27.361	
6 -	22.723	160.5	28.698	37.348	144.6	1:28.769 (3)	88.40	0.479	10:47:56.130	
7 -	22.580	159.7	28.797	37.738	146.2	1:29.115	88.06	0.825	10:49:25.245	
8 -	22.759	160.9	28.840	37.574	146.8	1:29.173	88.00	0.883	10:50:54.418	
9 -	OUTLAP				141.8	15:20.781	8.52	13:52.491	11:06:15.199	
10 -	23.457	156.4	29.568	39.195	145.8	1:32.220	85.10	3.930	11:07:47.419	
11 -	22.706	160.1	28.729	37.557	145.8	1:28.992	88.18	0.702	11:09:16.411	
12 -	22.621	161.7	28.432	37.237	146.5	1:28.290 (1)	88.88		11:10:44.701	
13 -	22.476	151.8	34.604	39.405	146.2	1:36.485	81.33	8.195	11:12:21.186	
14 -	24.219	151.1	29.493	38.579	145.5	1:32.291	85.03	4.001	11:13:53.477	
15 -	22.545	158.2	28.804	37.316	144.3	1:28.665 (2)	88.51	0.375	11:15:22.142	
16 -	24.421	142.1	31.553	39.610	146.8	1:35.584	82.10	7.294	11:16:57.726	
17 -	22.747	161.3	28.880	40.418	145.5	1:32.045	85.26	3.755	11:18:29.771	
18 -	22.657	160.5	28.906	39.703	140.3	1:31.266	85.99	2.976	11:20:01.037	
19 -	23.818	156.0	29.313	38.223	146.5	1:31.354	85.90	3.064	11:21:32.391	
20 -	22.731	160.5	28.730	37.658	145.5	1:29.119	88.06	0.829	11:23:01.510	

MCRCB BULLETIN TK097

2023 Bennetts British Superbike Championship - Round 8

2023 Pirelli National Superstock with Santander Consumer Finance

QUALIFYING - SECTOR ANALYSIS



SECTOR 1 = FL to I1, SECTOR 2 = I1 to I2, SECTOR 3 = I2 to FL, DIFF = Difference To Personal Best Lap, P = Crossed Finish Line in Pit Lane, D = Time Disallowed

P4 55		Ash BEECH				Honda - Jones Dorling Racing			
IDEAL LAP TIME : 1:28.431		BEST LAP TIME : 1:28.567		DIFFERENCE : 0.136					
LAP	SECTOR 1	SECTOR 2	SECTOR 3	LAP TIME	MPH	DIFF	TIME OF DAY		
1 -	25.023	144.9	30.503	39.630	145.8	1:35.156	82.47	6.589	10:37:43.861
2 -	22.961	155.7	29.219	38.246	145.5	1:30.426	86.78	1.859	10:39:14.287
3 -	23.562	150.8	29.630	38.431	145.2	1:31.623	85.65	3.056	10:40:45.910
4 -	22.577	150.1	28.939	40.161	144.0	1:31.677	85.60	3.110	10:42:17.587
5 -	22.699	156.7	29.003	37.697	144.0	1:29.399	87.78	0.832	10:43:46.986
6 -	25.458	106.3	34.594	IN PIT		3:27.478	P 37.82	1:58.911	10:47:14.464
7 -	OUTLAP	97.3	36.307	50.506	144.3	4:58.264	D 66.36	29.694	10:49:12.725
8 -	23.000	153.9	30.469	38.368	143.7	1:31.837	85.45	3.270	10:50:44.562
9 -	22.883	154.9	28.760	37.686	143.7	1:29.329	87.85	0.762	10:52:13.891
10 -	22.713	157.5	28.626	37.615	143.7	1:28.954	(3) 88.22	0.387	10:53:42.845
11 -	OUTLAP			IN PIT		13:04.843	P 9.99	11:36.276	11:06:47.688
12 -	OUTLAP	90.8	35.773	43.708	143.3	2:04.324	63.12	35.757	11:08:52.012
13 -	22.795	157.9	28.586	37.699	146.2	1:29.080	88.10	0.513	11:10:21.092
14 -	22.873	154.9	30.210	38.333	145.8	1:31.416	85.85	2.849	11:11:52.508
15 -	22.681	156.7	28.538	37.348	144.3	1:28.567	(1) 88.61		11:13:21.075
16 -	22.652	156.4	29.722	44.169	143.7	4:36.543	D 81.29	7.976	11:14:57.618
17 -	22.576	156.4	28.573	37.503	144.0	1:28.652	(2) 88.52	0.085	11:16:26.270
18 -	22.772	158.6	36.259	50.352	141.2	4:49.383	D 71.74	20.816	11:18:15.653
19 -	22.863	157.1	28.832	37.617	144.3	1:29.312	87.87	0.745	11:19:44.965
20 -	22.658	157.5	28.507	40.728	144.0	1:31.893	85.40	3.326	11:21:16.858
21 -	22.604	157.5	28.772	37.745	144.9	1:29.121	88.06	0.554	11:22:45.979
22 -	22.611	159.0	28.824	42.258	142.4	1:33.693	83.76	5.126	11:24:19.672
23 -	23.622	149.4	31.526	44.117	144.0	1:39.265	79.06	10.698	11:25:58.937
24 -	22.691	157.9	28.601	38.317	116.3	1:29.609	87.58	1.042	11:27:28.546

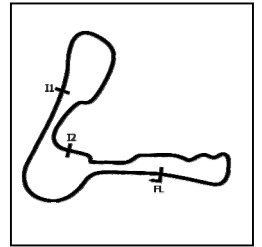
P5 19		Joe TALBOT				Honda - JR Performance Racing			
IDEAL LAP TIME : 1:28.412		BEST LAP TIME : 1:28.615		DIFFERENCE : 0.203					
LAP	SECTOR 1	SECTOR 2	SECTOR 3	LAP TIME	MPH	DIFF	TIME OF DAY		
1 -	24.477	154.6	29.246	39.192	145.8	1:32.915	84.46	4.300	10:39:10.276
2 -	22.572	157.5	28.843	37.642	146.8	1:29.057	(3) 88.12	0.442	10:40:39.333
3 -	25.034	122.2	31.048	40.011	147.4	1:36.093	81.67	7.478	10:42:15.426
4 -	22.550	159.0	28.869	37.196	145.5	1:28.615	(1) 88.56		10:43:44.041
5 -	23.866	151.4	29.286	37.486	145.8	1:30.638	86.58	2.023	10:45:14.679
6 -	22.819	160.5	28.761	37.508	144.9	1:29.088	88.09	0.473	10:46:43.767
7 -	OUTLAP			143.0		18:43.668	6.98	17:15.053	11:05:27.435
8 -	23.028	158.2	28.858	38.114	144.9	1:30.000	87.20	1.385	11:06:57.435
9 -	23.003	160.9	28.675	37.731	145.5	1:29.409	87.77	0.794	11:08:26.844
10 -	24.886	144.0	31.492	56.537	147.1	4:52.945	D 69.50	24.300	11:10:19.759
11 -	22.880	159.4	28.808	37.514	143.7	1:29.202	87.98	0.587	11:11:48.961
12 -	22.792	160.1	28.666	37.318	146.2	1:28.776	(2) 88.40	0.161	11:13:17.737
13 -	OUTLAP			141.8		2:46.430	47.15	1:17.815	11:16:04.167
14 -	23.005	140.9	33.269	44.094	144.6	1:40.368	78.19	11.753	11:17:44.535
15 -	25.185	103.0	32.233	38.552	144.6	1:35.970	81.77	7.355	11:19:20.505
16 -	22.804	159.7	28.913	37.747	145.2	1:29.464	87.72	0.849	11:20:49.969
17 -	22.891	158.6	28.884	37.406	144.3	1:29.181	88.00	0.566	11:22:19.150
18 -	26.013	114.5	35.148	38.898	144.6	1:40.059	78.43	11.444	11:23:59.209
19 -	22.849	161.3	28.676	37.885	139.5	1:29.410	87.77	0.795	11:25:28.619
20 -	23.165	157.1	35.615	38.991	143.3	1:37.771	80.26	9.156	11:27:06.390

MCRCB BULLETIN TK097

2023 Bennetts British Superbike Championship - Round 8

2023 Pirelli National Superstock with Santander Consumer Finance

QUALIFYING - SECTOR ANALYSIS

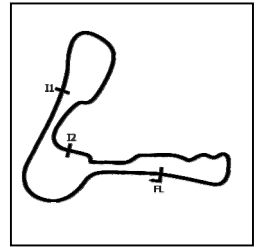


SECTOR 1 = FL to I1, SECTOR 2 = I1 to I2, SECTOR 3 = I2 to FL, DIFF = Difference To Personal Best Lap, P = Crossed Finish Line in Pit Lane, D = Time Disallowed

P6		34		Alastair SEELEY		BMW - SYNETIQ BMW Motorrad				
IDEAL LAP TIME : 1:28.559		BEST LAP TIME : 1:28.687		DIFFERENCE : 0.128						
LAP	SECTOR 1	SECTOR 2	SECTOR 3	LAP TIME	MPH	DIFF	TIME OF DAY			
1 -	OUTLAP	138.3	31.807	38.976	147.1	1:44.743	74.92	16.056	10:36:48.927	
2 -	22.774	155.3	29.489	38.043	148.4	1:30.306	86.90	1.619	10:38:19.233	
3 -	22.574	157.5	28.841	37.843	148.1	1:29.258	87.92	0.571	10:39:48.491	
4 -	22.615	157.1	29.247	37.847	147.1	1:29.709	87.48	1.022	10:41:18.200	
5 -	22.766	160.5	29.040	37.996	147.8	1:29.802	87.39	1.115	10:42:48.002	
6 -	26.505	120.6	32.353	42.449	148.1	1:41.307	77.46	12.620	10:44:29.309	
7 -	22.674	158.2	28.825	38.023	147.4	1:29.522	87.66	0.835	10:45:58.831	
8 -	22.683	159.4	28.996	IN PIT		7:27.171	P	17.55	5:58.484	10:53:26.002
9 -	OUTLAP	96.2	37.384	IN PIT		13:17.405	P	9.84	11:48.718	11:06:43.407
10 -	OUTLAP	67.6	35.374	42.075	148.4	2:33.971	50.97	1:05.284	11:09:17.378	
11 -	22.647	157.9	28.677	37.602	149.4	1:28.926	(3)	88.25	0.239	11:10:46.304
12 -	22.454	156.4	28.763	37.470	149.1	1:28.687	(1)	88.49		11:12:14.991
13 -	24.265	138.9	30.644	38.468	149.1	1:33.377	84.04	4.690	11:13:48.368	
14 -	22.574	159.0	28.699	37.753	148.4	1:29.026	88.15	0.339	11:15:17.394	
15 -	22.611	158.6	28.856	37.713	147.8	1:29.180	88.00	0.493	11:16:46.574	
16 -	26.050	121.5	32.213	39.204	146.2	1:37.467	80.52	8.780	11:18:24.041	
17 -	22.715	146.5	29.776	39.521	148.1	1:32.012	85.29	3.325	11:19:56.053	
18 -	22.611	158.6	28.706	37.428	149.7	1:28.745	(2)	88.43	0.058	11:21:24.798
19 -	25.138	122.0	31.633	40.956	149.4	1:37.727	80.30	9.040	11:23:02.525	
20 -	25.856	114.5	34.282	41.512	148.7	1:41.650	77.20	12.963	11:24:44.175	
21 -	24.547	140.9	31.061	38.186	146.5	1:33.794	83.67	5.107	11:26:17.969	

P7		4		Dan LINFOOT		Honda - Optimum Bikes Racing Ltd				
IDEAL LAP TIME : 1:28.492		BEST LAP TIME : 1:28.704		DIFFERENCE : 0.212						
LAP	SECTOR 1	SECTOR 2	SECTOR 3	LAP TIME	MPH	DIFF	TIME OF DAY			
1 -	24.820	153.9	30.658	39.738	143.7	1:35.216	82.42	6.512	10:37:43.723	
2 -	22.818	158.6	29.141	37.919	145.8	1:29.878	87.31	1.174	10:39:13.601	
3 -	23.873	151.4	29.652	38.495	144.9	1:32.020	85.28	3.316	10:40:45.621	
4 -	22.680	159.7	28.670	37.539	144.3	1:28.889	(2)	88.29	0.185	10:42:14.510
5 -	22.686	157.9	31.294	41.606	144.0	1:35.586	82.10	6.882	10:43:50.096	
6 -	22.721	160.9	28.613	37.752	145.2	1:29.086	(3)	88.09	0.382	10:45:19.182
7 -	OUTLAP			142.1		6:32.602	19.98	5:03.898	10:51:51.784	
8 -	23.453	156.0	30.663	39.465	143.7	1:33.581	83.86	4.877	10:53:25.365	
9 -	OUTLAP			141.5		16:33.619	7.89	15:04.915	11:09:58.984	
10 -	24.401	140.9	31.285	38.792	144.9	1:34.478	83.06	5.774	11:11:33.462	
11 -	22.618	159.4	28.690	42.621	144.6	1:33.929	83.55	5.225	11:13:07.391	
12 -	22.721	159.4	28.503	37.480	146.2	1:28.704	(1)	88.47		11:14:36.095
13 -	23.778	141.8	31.088	40.724	145.2	1:35.590	82.10	6.886	11:16:11.685	
14 -	22.680	159.4	28.599	43.340	103.5	1:34.619	82.94	5.915	11:17:46.304	
15 -	26.519	121.3	30.462	38.975	145.2	1:35.956	81.78	7.252	11:19:22.260	
16 -	22.607	161.3	28.782	40.582	145.2	1:31.971	85.33	3.267	11:20:54.231	
17 -	22.509	159.0	29.313	38.516	145.2	1:30.338	86.87	1.634	11:22:24.569	
18 -	25.262	120.9	32.068	38.606	145.8	1:35.936	81.80	7.232	11:24:00.505	
19 -	22.633	158.6	30.073	38.283	144.9	1:30.989	86.25	2.285	11:25:31.494	

QUALIFYING - SECTOR ANALYSIS



SECTOR 1 = FL to I1, SECTOR 2 = I1 to I2, SECTOR 3 = I2 to FL, DIFF = Difference To Personal Best Lap, P = Crossed Finish Line in Pit Lane, D = Time Disallowed

P8		8		Lewis ROLLO		Aprilia - IN Competiion / Aprilia				
IDEAL LAP TIME : 1:28.593		BEST LAP TIME : 1:28.849		DIFFERENCE : 0.256						
LAP	SECTOR 1	SECTOR 2	SECTOR 3	LAP TIME	MPH	DIFF	TIME OF DAY			
1 -	23.533	156.4	29.770	38.301	145.2	1:31.604	85.67	2.755	10:38:08.574	
2 -	22.919	159.4	29.016	37.938	145.2	1:29.873	87.32	1.024	10:39:38.447	
3 -	22.884	160.5	28.889	37.511	144.6	1:29.284	87.90	0.435	10:41:07.731	
4 -	22.747	158.6	28.764	37.553	144.6	1:29.064 (3)	88.11	0.215	10:42:36.795	
5 -	23.936	142.1	30.596	IN PIT		5:51.007 P	22.35	4:22.158	10:48:27.802	
6 -	OUTLAP	152.1	29.718	38.914	143.7	1:35.637	82.06	6.788	10:50:03.439	
7 -	23.051	158.6	29.043	37.890	142.7	1:29.984	87.21	1.135	10:51:33.423	
8 -	22.829	159.4	28.823	37.843	144.9	1:29.495	87.69	0.646	10:53:02.918	
9 -	22.908	159.4	28.738	IN PIT		12:00.901 P	10.88	10:32.052	11:05:03.819	
10 -	OUTLAP	142.1	30.129	39.103	144.3	1:37.887	80.17	9.038	11:06:41.706	
11 -	22.850	160.1	28.579	37.814	144.3	1:29.243	87.94	0.394	11:08:10.949	
12 -	22.726	160.5	28.596	37.854	144.0	1:29.176	88.00	0.327	11:09:40.125	
13 -	22.584	160.5	28.617	37.648	145.2	1:28.849 (1)	88.33		11:11:08.974	
14 -	24.327	142.1	30.338	39.065	147.1	1:33.730	83.73	4.881	11:12:42.704	
15 -	24.248	142.4	29.645	37.866	145.5	1:31.759	85.52	2.910	11:14:14.463	
16 -	22.670	159.0	28.498	IN PIT		3:36.294 P	36.28	2:07.445	11:17:50.757	
17 -	OUTLAP	149.7	30.996	38.980	144.6	1:39.110	79.18	10.261	11:19:29.867	
18 -	22.733	162.0	28.739	37.911	143.0	1:29.383	87.80	0.534	11:20:59.250	
19 -	22.766	160.1	28.737	37.911	144.3	1:29.414	87.77	0.565	11:22:28.664	
20 -	22.681	160.5	28.805	37.537	145.2	1:29.023 (2)	88.15	0.174	11:23:57.687	
21 -	24.954	138.9	29.168	37.632	144.9	1:31.754	85.53	2.905	11:25:29.441	
22 -	24.510	138.6	33.645	40.181	120.2	1:38.336	79.80	9.487	11:27:07.777	

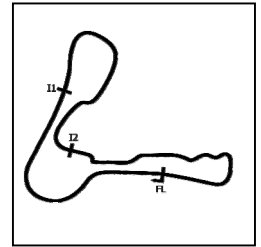
P9		23		David ALLINGHAM		Honda - SMS Racing				
IDEAL LAP TIME : 1:28.834		BEST LAP TIME : 1:28.923		DIFFERENCE : 0.089						
LAP	SECTOR 1	SECTOR 2	SECTOR 3	LAP TIME	MPH	DIFF	TIME OF DAY			
1 -	OUTLAP	152.8	31.318	39.227	143.0	1:40.878	77.79	11.955	10:37:53.991	
2 -	23.104	160.5	29.272	39.058	143.0	1:31.434	85.83	2.511	10:39:25.425	
3 -	22.825	161.7	28.958	38.155	144.6	1:29.938	87.26	1.015	10:40:55.363	
4 -	22.801	150.1	29.940	38.194	146.2	1:30.935	86.30	2.012	10:42:26.298	
5 -	23.141	160.9	29.982	38.625	146.2	1:31.748	85.53	2.825	10:43:58.046	
6 -	22.884	160.9	28.795	37.733	145.2	1:29.412	87.77	0.489	10:45:27.458	
7 -	22.841	161.7	28.826	38.036	144.0	1:29.703	87.48	0.780	10:46:57.161	
8 -	24.913	137.7	31.822	IN PIT		6:32.853 P	19.97	5:03.930	10:53:30.014	
9 -	OUTLAP	95.7	35.726	IN PIT		13:13.818 P	9.88	11:44.895	11:06:43.832	
10 -	OUTLAP	128.5	31.835	40.045	145.2	2:17.354	57.13	48.431	11:09:01.186	
11 -	22.894	160.5	28.622	37.509	145.2	1:29.025 (2)	88.15	0.102	11:10:30.211	
12 -	22.772	161.7	28.553	37.598	147.1	1:28.923 (1)	88.25		11:11:59.134	
13 -	22.777	160.9	30.546	40.321	144.0	1:33.644	83.80	4.721	11:13:32.778	
14 -	22.835	160.1	28.780	38.938	144.9	1:30.553	86.66	1.630	11:15:03.331	
15 -	22.848	160.1	28.760	39.215	147.1	1:30.823	86.41	1.900	11:16:34.154	
16 -	23.007	161.3	29.254	38.497	144.0	1:30.758	86.47	1.835	11:18:04.912	
17 -	22.852	160.1	28.879	37.676	144.9	1:29.407	87.77	0.484	11:19:34.319	
18 -	24.139	149.7	30.288	IN PIT		2:55.194 P	44.79	1:26.271	11:22:29.513	
19 -	OUTLAP	138.3	33.151	43.395	147.4	1:47.364 D	73.09	18.441	11:24:16.877	
20 -	23.107	161.7	29.265	44.770	145.8	1:37.142	80.78	8.219	11:25:54.019	
21 -	22.777	161.3	28.741	37.691	144.9	1:29.209 (3)	87.97	0.286	11:27:23.228	

MCRCB BULLETIN TK097

2023 Bennetts British Superbike Championship - Round 8

2023 Pirelli National Superstock with Santander Consumer Finance

QUALIFYING - SECTOR ANALYSIS

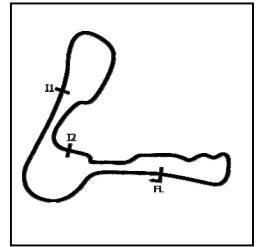


SECTOR 1 = FL to I1, SECTOR 2 = I1 to I2, SECTOR 3 = I2 to FL, DIFF = Difference To Personal Best Lap, P = Crossed Finish Line in Pit Lane, D = Time Disallowed

P10 99		Ben LUXTON			Honda - Ben Luxton Racing				
IDEAL LAP TIME : 1:28.978		BEST LAP TIME : 1:28.978			DIFFERENCE : 0.000				
LAP	SECTOR 1		SECTOR 2	SECTOR 3		LAP TIME	MPH	DIFF	TIME OF DAY
1 -	25.205	150.4	30.617	39.547	144.3	1:35.369	82.29	6.391	10:37:08.848
2 -	23.328	156.0	29.769	38.170	144.3	1:31.267	85.99	2.289	10:38:40.115
3 -	23.045	158.2	29.387	37.978	144.9	1:30.410	86.80	1.432	10:40:10.525
4 -	26.442	128.3	31.560	39.602	143.3	1:37.604	80.40	8.626	10:41:48.129
5 -	22.880	159.4	29.156	37.554	144.9	1:29.590	87.59	0.612	10:43:17.719
6 -	23.804	152.8	29.711	45.978	143.3	1:39.493	78.88	10.515	10:44:57.212
7 -	23.251	151.8	29.512	38.160	148.4	1:30.923	86.31	1.945	10:46:28.135
8 -	22.725	162.0	28.843	37.410	145.8	1:28.978 (1)	88.20		10:47:57.113
9 -	22.841	156.0	29.098	37.786	145.5	1:29.725	87.46	0.747	10:49:26.838
10 -	OUTLAP				126.3	16:55.523	7.72	15:26.545	11:06:22.361
11 -	OUTLAP				133.4	2:04.105	63.23	35.127	11:08:26.466
12 -	26.224	138.3	31.224	51.843	142.1	1:49.291 D	71.80	20.313	11:10:15.757
13 -	24.114	150.8	30.655	40.976	146.2	1:35.745 D	81.96	6.767	11:11:51.502
14 -	23.727	144.6	29.450	38.055	146.8	1:31.232	86.02	2.254	11:13:22.734
15 -	22.777	159.4	29.536	39.657	144.6	1:31.970	85.33	2.992	11:14:54.704
16 -	22.776	156.7	28.864	37.757	146.5	1:29.397 (3)	87.78	0.419	11:16:24.101
17 -	OUTLAP				146.2	4:57.506	26.37	3:28.528	11:21:21.607
18 -	23.316	154.2	29.378	38.428	146.5	1:31.122	86.12	2.144	11:22:52.729
19 -	28.740	106.5	31.460	39.321	145.8	1:39.521	78.85	10.543	11:24:32.250
20 -	22.821	159.4	28.872	37.548	147.4	1:29.241 (2)	87.94	0.263	11:26:01.491
21 -	22.843	158.6	28.981	37.573	146.5	1:29.397 (3)	87.78	0.419	11:27:30.888

P11 11		Simon REID			Honda - C&L Fairburn Properties Jackson Racing				
IDEAL LAP TIME : 1:29.367		BEST LAP TIME : 1:29.435			DIFFERENCE : 0.068				
LAP	SECTOR 1		SECTOR 2	SECTOR 3		LAP TIME	MPH	DIFF	TIME OF DAY
1 -	24.486	139.5	31.266	38.697	141.5	1:34.449	83.09	5.014	10:38:08.477
2 -	23.417	156.7	29.215	38.068	144.0	1:30.700	86.52	1.265	10:39:39.177
3 -	23.083	157.1	29.184	38.070	143.0	1:30.337	86.87	0.902	10:41:09.514
4 -	22.963	159.0	29.063	37.599	143.3	1:29.625 (2)	87.56	0.190	10:42:39.139
5 -	OUTLAP				140.1	10:00.077	13.07	8:30.642	10:52:39.216
6 -	OUTLAP				144.0	12:50.360	10.18	11:20.925	11:05:29.576
7 -	23.443	154.2	29.955	43.738	106.6	1:37.136	80.79	7.701	11:07:06.712
8 -	28.363	91.0	34.871	44.292	144.0	1:47.526	72.98	18.091	11:08:54.238
9 -	23.182	155.7	29.035	37.881	143.0	1:30.098	87.10	0.663	11:10:24.336
10 -	OUTLAP				140.1	6:06.748	21.39	4:37.313	11:16:31.084
11 -	23.257	155.7	28.995	37.816	143.0	1:30.068	87.13	0.633	11:18:01.152
12 -	22.968	156.4	28.896	38.083	142.4	1:29.947 (3)	87.25	0.512	11:19:31.099
13 -	22.933	154.6	28.964	37.538	144.0	1:29.435 (1)	87.75		11:21:00.534
14 -	23.078	139.2	34.895	40.543	140.9	1:38.516	79.66	9.081	11:22:39.050

QUALIFYING - SECTOR ANALYSIS



SECTOR 1 = FL to I1, SECTOR 2 = I1 to I2, SECTOR 3 = I2 to FL, DIFF = Difference To Personal Best Lap, P = Crossed Finish Line in Pit Lane, D = Time Disallowed

P12 18		Shaun WINFIELD				Honda - TAG Racing			
IDEAL LAP TIME : 1:29.440		BEST LAP TIME : 1:29.440				DIFFERENCE : 0.000			
LAP	SECTOR 1	SECTOR 2	SECTOR 3	LAP TIME	MPH	DIFF	TIME OF DAY		
1 -	24.397	143.0	31.053	41.975	145.8	1:37.425	80.55	7.985	10:37:37.474
2 -	22.870	153.2	30.354	39.052	145.8	1:32.276	85.04	2.836	10:39:09.750
3 -	22.618	154.2	29.020	37.802	147.8	1:29.440 (1)	87.74		10:40:39.190
4 -	22.768	159.0	29.580	38.286	146.2	1:30.634	86.59	1.194	10:42:09.824
5 -	OUTLAP				143.0	4:55.740	26.53	3:26.300	10:47:05.564
6 -	24.056	147.8	31.576	41.117	145.2	1:36.749	81.11	7.309	10:48:42.313
7 -	OUTLAP				136.6	17:41.014	7.39	16:11.574	11:06:23.327
8 -	27.388	100.9	31.679	39.261	144.6	1:38.328	79.81	8.888	11:08:01.655
9 -	22.864	156.0	29.170	38.205	145.2	1:30.239 (2)	86.96	0.799	11:09:31.894
10 -	22.823	157.9	29.167	38.339	144.9	1:30.329 (3)	86.88	0.889	11:11:02.223
11 -	OUTLAP				144.3	2:01.313	64.69	31.873	11:13:03.536
12 -	22.849	157.1	29.296	38.407	145.8	1:30.552	86.66	1.112	11:14:34.088
13 -	OUTLAP				143.3	5:04.916	25.73	3:35.476	11:19:39.004
14 -	23.082	154.2	29.419	38.667	145.5	1:31.168	86.08	1.728	11:21:10.172
15 -	22.907	157.1	30.268	41.333	145.8	1:34.508 D	83.04	5.068	11:22:44.680
16 -	22.740	154.2	29.261	39.401	145.8	1:31.402	85.86	1.962	11:24:16.082
17 -	22.721	150.8	29.573	38.323	147.8	1:30.617	86.60	1.177	11:25:46.699
18 -	22.915	154.9	29.229	38.253	144.3	1:30.397	86.81	0.957	11:27:17.096

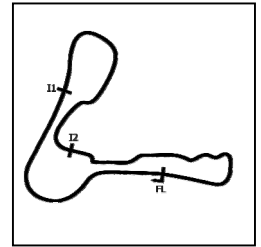
P13 40		Joe FRANCIS				Kawasaki - STAUFF Fluid Power / GR Motosport			
IDEAL LAP TIME : 1:29.446		BEST LAP TIME : 1:29.446				DIFFERENCE : 0.000			
LAP	SECTOR 1	SECTOR 2	SECTOR 3	LAP TIME	MPH	DIFF	TIME OF DAY		
1 -	OUTLAP	143.0	30.999	38.751	139.8	1:40.832	77.83	11.386	10:36:44.986
2 -	23.280	153.2	29.241	37.839	140.9	1:30.360	86.85	0.914	10:38:15.346
3 -	23.281	156.0	29.004	37.568	141.5	1:29.853 (3)	87.34	0.407	10:39:45.199
4 -	24.294	144.0	32.367	IN PIT		11:31.794 P	11.34	10:02.348	10:51:16.993
5 -	OUTLAP	151.1	30.171	39.171	140.3	1:39.328	79.01	9.882	10:52:56.321
6 -	23.362	152.8	29.164	IN PIT		12:14.893 P	10.67	10:45.447	11:05:11.214
7 -	OUTLAP	148.1	30.924	39.230	140.9	1:39.937	78.53	10.491	11:06:51.151
8 -	23.174	155.3	28.812	37.460	141.5	1:29.446 (1)	87.74		11:08:20.597
9 -	23.221	155.3	28.847	37.718	142.1	1:29.786 (2)	87.40	0.340	11:09:50.383
10 -	23.200	154.2	28.967	37.715	141.8	1:29.882	87.31	0.436	11:11:20.265
11 -	24.674	137.7	31.570	IN PIT		7:04.784 P	18.47	5:35.338	11:18:25.049
12 -	OUTLAP	122.0	31.580	39.822	140.9	1:47.543	72.97	18.097	11:20:12.592
13 -	23.212	153.2	28.918	37.767	141.8	1:29.897	87.30	0.451	11:21:42.489
14 -	23.198	155.3	31.292	39.608	141.2	1:34.098	83.40	4.652	11:23:16.587
15 -	23.193	154.9	28.962	37.858	141.5	1:30.013	87.18	0.567	11:24:46.600
16 -	24.481	135.2	30.849	38.508	140.6	1:33.838	83.63	4.392	11:26:20.438

MCRCB BULLETIN TK097

2023 Bennetts British Superbike Championship - Round 8

2023 Pirelli National Superstock with Santander Consumer Finance

QUALIFYING - SECTOR ANALYSIS



SECTOR 1 = FL to I1, SECTOR 2 = I1 to I2, SECTOR 3 = I2 to FL, DIFF = Difference To Personal Best Lap, P = Crossed Finish Line in Pit Lane, D = Time Disallowed

P14 51		Brayden ELLIOTT				Kawasaki - DAO Racing			
IDEAL LAP TIME : 1:29.425		BEST LAP TIME : 1:29.524				DIFFERENCE : 0.099			
LAP	SECTOR 1	SECTOR 2	SECTOR 3	LAP TIME	MPH	DIFF	TIME OF DAY		
1 -	OUTLAP	142.7	31.244	40.471	138.3	1:41.061	77.65	11.537	10:37:30.427
2 -	23.434	150.8	29.934	38.905	139.8	1:32.273	85.05	2.749	10:39:02.700
3 -	23.061	153.5	29.228	38.338	139.2	1:30.627	86.59	1.103	10:40:33.327
4 -	OUTLAP				142.7	4:22.997	29.84	2:53.473	10:44:56.324
5 -	23.221	145.8	30.025	38.531	143.0	1:31.777	85.51	2.253	10:46:28.101
6 -	23.159	154.9	29.013	37.764	143.7	1:29.936 (2)	87.26	0.412	10:47:58.037
7 -	22.856	155.3	28.934	37.734	144.3	1:29.524 (1)	87.66		10:49:27.561
8 -	OUTLAP			IN PIT		16:16.767 P	8.03	14:47.243	11:05:44.328
9 -	OUTLAP	150.8	30.143	38.783	140.9	1:38.661	79.54	9.137	11:07:22.989
10 -	25.415	129.5	30.543	38.603	142.4	1:34.561	82.99	5.037	11:08:57.550
11 -	22.906	156.0	28.835	38.197	142.1	1:29.938 (3)	87.26	0.414	11:10:27.488
12 -	22.985	155.3	29.027	38.092	141.2	1:30.104	87.10	0.580	11:11:57.592
13 -	25.076	130.5	31.819	IN PIT		1:48.252 P	72.49	18.728	11:13:45.844
14 -	OUTLAP	119.1	31.123	43.022	141.5	1:44.978 D	74.75	15.454	11:15:30.822
15 -	23.022	156.4	28.934	38.607	142.7	1:30.563	86.65	1.039	11:17:01.385
16 -	OUTLAP				139.5	4:05.533	31.96	2:36.009	11:21:06.918
17 -	25.989	99.4	31.862	39.138	140.9	1:36.989	80.91	7.465	11:22:43.907
18 -	23.106	154.6	29.192	39.342	143.0	1:31.640	85.64	2.116	11:24:15.547
19 -	23.188	153.2	29.455	38.357	141.2	1:31.000	86.24	1.476	11:25:46.547
20 -	23.099	150.8	29.462	38.406	141.5	1:30.967	86.27	1.443	11:27:17.514

P15 12		Luke HEDGER				Kawasaki - MAD Racing			
IDEAL LAP TIME : 1:29.460		BEST LAP TIME : 1:29.558				DIFFERENCE : 0.098			
LAP	SECTOR 1	SECTOR 2	SECTOR 3	LAP TIME	MPH	DIFF	TIME OF DAY		
1 -	23.847	151.4	30.026	40.429	133.9	1:34.302	83.22	4.744	10:37:30.899
2 -	23.041	157.1	29.276	38.447	144.0	1:30.764	86.46	1.206	10:39:01.663
3 -	22.903	157.5	29.127	38.498	144.0	1:30.528	86.69	0.970	10:40:32.191
4 -	22.860	155.7	29.003	38.012	144.0	1:29.875	87.32	0.317	10:42:02.066
5 -	22.860	158.2	29.107	38.890	145.2	1:30.857	86.37	1.299	10:43:32.923
6 -	OUTLAP				136.9	5:07.928	25.48	3:38.370	10:48:40.851
7 -	23.448	158.6	29.341	38.842	144.0	1:31.631	85.64	2.073	10:50:12.482
8 -	22.838	157.9	29.142	38.107	143.7	1:30.087	87.11	0.529	10:51:42.569
9 -	22.949	159.0	28.850	37.990	144.3	1:29.789	87.40	0.231	10:53:12.358
10 -	OUTLAP				141.2	15:03.393	8.68	13:33.835	11:08:15.751
11 -	23.979	153.5	29.374	38.387	143.0	1:31.740	85.54	2.182	11:09:47.491
12 -	23.022	156.7	28.870	37.852	145.8	1:29.744 (2)	87.44	0.186	11:11:17.235
13 -	22.922	150.8	28.908	38.169	144.9	1:29.999	87.20	0.441	11:12:47.234
14 -	22.968	158.2	29.168	37.877	144.3	1:30.013	87.18	0.455	11:14:17.247
15 -	22.947	157.9	28.875	38.121	144.3	1:29.943	87.25	0.385	11:15:47.190
16 -	OUTLAP				144.9	4:26.525	29.44	2:56.967	11:20:13.715
17 -	23.005	157.9	29.160	38.209	144.9	1:30.374	86.83	0.816	11:21:44.089
18 -	22.838	157.5	29.010	37.908	144.0	1:29.756 (3)	87.43	0.198	11:23:13.845
19 -	22.875	158.2	28.770	37.913	145.2	1:29.558 (1)	87.63		11:24:43.403
20 -	24.621	148.1	32.317	38.306	144.9	1:35.244	82.39	5.686	11:26:18.647

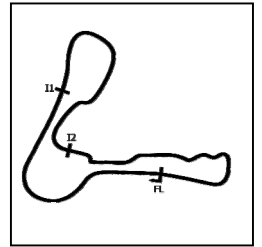
P16 10		Joe SHELDON-SHAW				Kawasaki - Team SBR Kawasaki			
IDEAL LAP TIME : 1:29.480		BEST LAP TIME : 1:29.715				DIFFERENCE : 0.235			
LAP	SECTOR 1	SECTOR 2	SECTOR 3	LAP TIME	MPH	DIFF	TIME OF DAY		
1 -	25.130	151.4	30.493	39.553	142.7	1:35.176	82.45	5.461	10:37:09.086
2 -	23.276	154.6	30.086	38.558	142.1	1:31.920	85.37	2.205	10:38:41.006
3 -	22.864	154.6	29.218	37.925	143.0	1:30.007 (2)	87.19	0.292	10:40:11.013
4 -	OUTLAP				118.7	5:30.569	23.74	4:00.854	10:45:41.582
5 -	27.072	129.3	33.058	54.901	141.5	1:55.031	68.22	25.316	10:47:36.613
6 -	23.058	156.7	29.087	44.958	143.0	1:37.103	80.82	7.388	10:49:13.716
7 -	22.976	154.9	29.918	38.754	141.5	1:31.648 (3)	85.63	1.933	10:50:45.364
8 -	22.863	156.4	29.115	37.737	143.0	1:29.715 (1)	87.47		10:52:15.079

MCRCB BULLETIN TK097

2023 Bennetts British Superbike Championship - Round 8

2023 Pirelli National Superstock with Santander Consumer Finance

QUALIFYING - SECTOR ANALYSIS

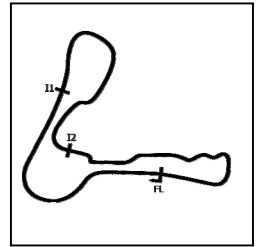


SECTOR 1 = FL to I1, SECTOR 2 = I1 to I2, SECTOR 3 = I2 to FL, DIFF = Difference To Personal Best Lap, P = Crossed Finish Line in Pit Lane, D = Time Disallowed

P17 45		Scott SWANN			Yamaha - Swann Racing					
IDEAL LAP TIME : 1:29.642		BEST LAP TIME : 1:29.732			DIFFERENCE : 0.090					
LAP	SECTOR 1		SECTOR 2		SECTOR 3		LAP TIME	MPH	DIFF	TIME OF DAY
1 -	24.808	150.8	30.940	40.268	138.3	1:36.016	81.73	6.284	10:37:25.483	
2 -	23.501	153.9	29.515	40.526	139.5	1:33.542	83.89	3.810	10:38:59.025	
3 -	23.438	155.3	29.521	38.924	140.1	1:31.883	85.41	2.151	10:40:30.908	
4 -	23.434	153.9	29.065	37.962	140.3	1:30.461	86.75	0.729	10:42:01.369	
5 -	23.233	154.6	28.907	39.147	140.9	1:31.287	85.97	1.555	10:43:32.656	
6 -	23.144	157.1	34.186	39.960	139.8	1:37.290	80.66	7.558	10:45:09.946	
7 -	23.236	154.6	29.084	37.880	140.6	1:30.200	87.00	0.468	10:46:40.146	
8 -	23.077	154.6	29.000	38.064	141.2	1:30.141 (3)	87.06	0.409	10:48:10.287	
9 -	OUTLAP				113.5	19:20.481	6.76	17:50.749	11:07:30.768	
10 -	29.348	68.0	32.960	40.140	139.2	1:42.448	76.60	12.716	11:09:13.216	
11 -	23.269	152.8	29.144	38.202	140.9	1:30.615	86.60	0.883	11:10:43.831	
12 -	23.261	154.2	29.162	38.327	140.1	1:30.750	86.48	1.018	11:12:14.581	
13 -	23.182	153.5	28.717	38.049	140.1	1:29.948 (2)	87.25	0.216	11:13:44.529	
14 -	23.133	153.2	28.850	38.601	139.5	1:30.584	86.63	0.852	11:15:15.113	
15 -	23.125	154.2	29.042	47.349	140.3	1:39.516	78.86	9.784	11:16:54.629	
16 -	23.361	152.5	30.832	47.377	141.5	1:41.570	77.26	11.838	11:18:36.199	
17 -	23.333	155.3	29.315	39.223	140.3	1:31.871	85.42	2.139	11:20:08.070	
18 -	23.078	153.9	28.806	37.848	140.9	1:29.732 (1)	87.46		11:21:37.802	
19 -	OUTLAP				140.1	3:17.302	39.77	1:47.570	11:24:55.104	
20 -	25.193	134.7	31.971	39.511	140.1	1:36.675	81.17	6.943	11:26:31.779	

P18 71		Philip CROWE			BMW - Crowe Performance					
IDEAL LAP TIME : 1:29.617		BEST LAP TIME : 1:29.748			DIFFERENCE : 0.131					
LAP	SECTOR 1		SECTOR 2		SECTOR 3		LAP TIME	MPH	DIFF	TIME OF DAY
1 -	OUTLAP				138.3	2:20.275	55.94	50.527	10:37:57.873	
2 -	23.662	151.1	30.009	37.810	140.9	1:31.481	85.78	1.733	10:39:29.354	
3 -	22.976	152.8	29.139	37.633	140.3	1:29.748 (1)	87.44		10:40:59.102	
4 -	OUTLAP				136.3	4:59.983	26.16	3:30.235	10:45:59.085	
5 -	23.449	153.2	29.868	38.982	140.6	1:32.299	85.02	2.551	10:47:31.384	
6 -	23.614	151.4	29.796	37.785	140.1	1:31.195	86.05	1.447	10:49:02.579	
7 -	23.001	152.5	29.339	37.716	140.1	1:30.056 (3)	87.14	0.308	10:50:32.635	
8 -	OUTLAP				137.2	20:52.664	6.26	19:22.916	11:11:25.299	
9 -	23.846	150.1	29.907	41.972	140.1	1:35.725	81.98	5.977	11:13:01.024	
10 -	23.119	149.7	29.361	38.070	138.3	1:30.550	86.67	0.802	11:14:31.574	
11 -	23.151	150.4	29.277	38.335	139.2	1:30.763	86.46	1.015	11:16:02.337	
12 -	23.219	150.8	29.900	37.941	138.0	1:31.060	86.18	1.312	11:17:33.397	
13 -	23.321	151.1	29.779	40.534	137.5	1:33.634	83.81	3.886	11:19:07.031	
14 -	23.526	148.7	29.613	38.739	139.2	1:31.878	85.41	2.130	11:20:38.909	
15 -	23.277	150.1	29.234	37.502	139.2	1:30.013 (2)	87.18	0.265	11:22:08.922	

QUALIFYING - SECTOR ANALYSIS



SECTOR 1 = FL to I1, SECTOR 2 = I1 to I2, SECTOR 3 = I2 to FL, DIFF = Difference To Personal Best Lap, P = Crossed Finish Line in Pit Lane, D = Time Disallowed

P19 59		Matt TRUELOVE				Honda - TAG Racing				
IDEAL LAP TIME : 1:29.600		BEST LAP TIME : 1:29.778		DIFFERENCE : 0.178						
LAP	SECTOR 1		SECTOR 2		SECTOR 3		LAP TIME	MPH	DIFF	TIME OF DAY
1 -	23.938	153.9	30.301	39.123	143.3	1:33.362	84.06	3.584	10:37:36.726	
2 -	22.924	153.2	30.779	38.599	142.7	1:32.302	85.02	2.524	10:39:09.028	
3 -	22.829	156.7	29.069	38.123	142.7	1:30.021	87.18	0.243	10:40:39.049	
4 -	22.864	156.4	29.207	38.324	143.3	1:30.395	86.81	0.617	10:42:09.444	
5 -	25.932	119.1	36.062	40.860	145.5	1:42.854	76.30	13.076	10:43:52.298	
6 -	OUTLAP				142.1	5:08.603	25.43	3:38.825	10:49:00.901	
7 -	23.106	155.7	29.082	38.201	143.0	1:30.389	86.82	0.611	10:50:31.290	
8 -	22.881	155.3	29.024	38.516	144.3	1:30.421	86.79	0.643	10:52:01.711	
9 -	OUTLAP				88.8	14:33.943	8.98	13:04.165	11:06:35.654	
10 -	24.697	156.0	29.213	39.147	143.0	1:33.057	84.33	3.279	11:08:08.711	
11 -	22.893	157.5	28.915	38.156	141.8	1:29.964 (3)	87.23	0.186	11:09:38.675	
12 -	22.954	158.6	28.886	38.420	143.0	1:30.260	86.94	0.482	11:11:08.935	
13 -	OUTLAP				142.7	4:09.259	31.48	2:39.481	11:15:18.194	
14 -	22.945	156.4	29.026	38.048	142.7	1:30.019	87.18	0.241	11:16:48.213	
15 -	22.748	158.6	28.880	38.251	142.7	1:29.879 (2)	87.31	0.101	11:18:18.092	
16 -	26.911	88.8	38.037	47.456	141.8	1:52.404	69.82	22.626	11:20:10.496	
17 -	23.012	156.4	28.881	38.649	141.2	1:30.542	86.67	0.764	11:21:41.038	
18 -	23.195	154.9	30.896	42.345	142.7	1:36.436 D	81.38	6.658	11:23:17.474	
19 -	22.870	156.4	28.804	38.104	144.3	1:29.778 (1)	87.41		11:24:47.252	
20 -	24.208	124.9	32.343	41.258	123.8	1:37.809	80.23	8.031	11:26:25.061	

P20 24		Conor CUMMINS				Honda - Milenco by Padgetts Motorcycles				
IDEAL LAP TIME : 1:30.098		BEST LAP TIME : 1:30.262		DIFFERENCE : 0.164						
LAP	SECTOR 1		SECTOR 2		SECTOR 3		LAP TIME	MPH	DIFF	TIME OF DAY
1 -	24.796	149.7	31.257	39.452	140.3	1:35.505	82.17	5.243	10:37:08.572	
2 -	23.530	153.9	30.199	38.380	142.7	1:32.109	85.20	1.847	10:38:40.681	
3 -	23.070	152.1	29.978	38.053	143.3	1:31.101 (2)	86.14	0.839	10:40:11.782	
4 -	OUTLAP				137.7	5:37.279	23.26	4:07.017	10:45:49.061	
5 -	24.411	148.4	32.113	41.970	142.7	1:38.494 D	79.68	8.232	10:47:27.555	
6 -	22.911	157.1	29.286	38.065	144.6	1:30.262 (1)	86.94		10:48:57.817	
7 -	23.398	153.2	29.984	38.768	142.4	1:32.150	85.16	1.888	10:50:29.967	
8 -	OUTLAP				141.2	19:14.722	6.79	17:44.460	11:09:44.689	
9 -	23.597	155.3	29.729	38.396	143.3	1:31.722 (3)	85.56	1.460	11:11:16.411	

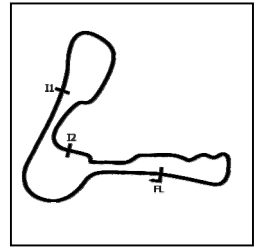
P21 25		Jorel BOERBOOM				Kawasaki - G&S Racing				
IDEAL LAP TIME : 1:30.451		BEST LAP TIME : 1:30.692		DIFFERENCE : 0.241						
LAP	SECTOR 1		SECTOR 2		SECTOR 3		LAP TIME	MPH	DIFF	TIME OF DAY
1 -	25.079	148.1	30.729	39.568	139.8	1:35.376	82.28	4.684	10:37:09.622	
2 -	23.578	153.2	30.068	39.033	139.5	1:32.679	84.68	1.987	10:38:42.301	
3 -	23.695	151.4	30.360	39.675	138.0	1:33.730	83.73	3.038	10:40:16.031	
4 -	24.586	139.8	31.423	39.928	138.6	1:35.937	81.80	5.245	10:41:51.968	
5 -	23.917	146.2	31.001	39.350	139.2	1:34.268	83.25	3.576	10:43:26.236	
6 -	OUTLAP				136.6	5:14.761	24.93	3:44.069	10:48:40.997	
7 -	23.849	154.6	29.815	38.758	140.9	1:32.422	84.91	1.730	10:50:13.419	
8 -	24.137	154.2	30.158	38.735	139.8	1:33.030	84.36	2.338	10:51:46.449	
9 -	OUTLAP				138.6	17:58.567	7.27	16:27.875	11:09:45.016	
10 -	23.578	152.1	29.727	38.657	140.9	1:31.962	85.34	1.270	11:11:16.978	
11 -	23.175	153.5	29.349	44.634	139.8	1:37.158	80.77	6.466	11:12:54.136	
12 -	23.575	154.9	1:04.197	41.374	140.3	2:09.146	60.76	38.454	11:15:03.282	
13 -	23.227	157.1	28.993	38.540	138.6	1:30.760 (2)	86.47	0.068	11:16:34.042	
14 -	23.585	158.2	29.142	38.640	140.6	1:31.367	85.89	0.675	11:18:05.409	
15 -	23.138	157.9	29.069	38.485	139.5	1:30.692 (1)	86.53		11:19:36.101	
16 -	24.220	144.0	32.135	38.320	140.9	1:34.675	82.89	3.983	11:21:10.776	
17 -	23.138	156.4	29.198	38.776	140.3	1:31.112 (3)	86.13	0.420	11:22:41.888	
18 -	24.331	146.8	30.713	39.815	141.8	1:34.859	82.73	4.167	11:24:16.747	
19 -	23.226	157.1	29.574	40.393	140.1	1:33.193	84.21	2.501	11:25:49.940	
20 -	23.638	154.9	29.524	38.610	138.6	1:31.772	85.51	1.080	11:27:21.712	

MCRCB BULLETIN TK097

2023 Bennetts British Superbike Championship - Round 8

2023 Pirelli National Superstock with Santander Consumer Finance

QUALIFYING - SECTOR ANALYSIS



SECTOR 1 = FL to I1, SECTOR 2 = I1 to I2, SECTOR 3 = I2 to FL, DIFF = Difference To Personal Best Lap, P = Crossed Finish Line in Pit Lane, D = Time Disallowed

P22 17		Matty WHELAN			Suzuki - Milestone by ATS Racing					
IDEAL LAP TIME : 1:30.817		BEST LAP TIME : 1:30.872			DIFFERENCE : 0.055					
LAP	SECTOR 1		SECTOR 2		SECTOR 3		LAP TIME	MPH	DIFF	TIME OF DAY
1 -	24.987	137.7	31.054	40.616	138.0	1:36.657	81.19	5.785	10:37:47.360	
2 -	23.842	151.4	29.904	39.413	139.2	1:33.159	84.24	2.287	10:39:20.519	
3 -	23.580	151.1	29.910	39.165	138.6	1:32.655	84.70	1.783	10:40:53.174	
4 -	24.088	150.8	29.640	38.863	138.3	1:32.591	84.76	1.719	10:42:25.765	
5 -	23.560	151.1	29.929	38.707	138.3	1:32.196	85.12	1.324	10:43:57.961	
6 -	23.446	153.5	29.191	38.337	138.6	1:30.974 (2)	86.26	0.102	10:45:28.935	
7 -	23.388	151.8	29.332	38.512	137.2	1:31.232	86.02	0.360	10:47:00.167	
8 -	OUTLAP				138.0	19:16.584	6.78	17:45.712	11:06:16.751	
9 -	23.626	150.8	29.293	39.496	138.3	1:32.415	84.92	1.543	11:07:49.166	
10 -	23.520	149.7	29.299	38.331	138.3	1:31.150 (3)	86.10	0.278	11:09:20.316	
11 -	23.408	151.4	29.157	38.307	138.0	1:30.872 (1)	86.36		11:10:51.188	
12 -	23.353	148.7	29.409	38.506	138.6	1:31.268	85.98	0.396	11:12:22.456	
13 -	23.484	150.1	29.491	38.690	140.1	1:31.665	85.61	0.793	11:13:54.121	
14 -	23.372	140.3	29.314	38.829	138.6	1:31.515	85.75	0.643	11:15:25.636	
15 -	23.421	150.4	30.378	39.954	136.9	1:33.753	83.71	2.881	11:16:59.389	
16 -	23.655	151.4	29.263	38.663	134.4	1:31.581	85.69	0.709	11:18:30.970	
17 -	23.452	150.4	29.460	39.091	138.3	1:32.003	85.30	1.131	11:20:02.973	
18 -	23.524	151.1	29.552	38.781	138.9	1:31.857	85.43	0.985	11:21:34.830	
19 -	23.604	150.4	29.624	38.746	138.6	1:31.974	85.32	1.102	11:23:06.804	
20 -	23.647	151.1	30.077	38.766	136.9	1:32.490	84.85	1.618	11:24:39.294	
21 -	24.167	150.4	30.100	39.202	135.2	1:33.469	83.96	2.597	11:26:12.763	

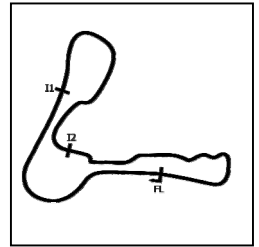
P23 33		Connor THOMSON			Kawasaki - Sound Advice Hearing Racing					
IDEAL LAP TIME : 1:30.693		BEST LAP TIME : 1:30.881			DIFFERENCE : 0.188					
LAP	SECTOR 1		SECTOR 2		SECTOR 3		LAP TIME	MPH	DIFF	TIME OF DAY
1 -	25.982	135.2	31.999	41.216	135.8	1:39.197	79.11	8.316	10:37:50.771	
2 -	24.499	148.4	30.654	39.537	136.1	1:34.690	82.88	3.809	10:39:25.461	
3 -	23.850	152.8	29.908	39.170	138.0	1:32.928	84.45	2.047	10:40:58.389	
4 -	23.790	152.1	29.735	39.559	136.9	1:33.084	84.31	2.203	10:42:31.473	
5 -	23.619	153.2	29.568	38.890	138.0	1:32.077	85.23	1.196	10:44:03.550	
6 -	23.500	154.2	29.151	38.707	138.0	1:31.358	85.90	0.477	10:45:34.908	
7 -	24.090	145.5	31.262	39.199	138.3	1:34.551	83.00	3.670	10:47:09.459	
8 -	23.524	154.2	31.623	39.528	138.6	1:34.675	82.89	3.794	10:48:44.134	
9 -	23.525	152.8	29.393	38.993	138.3	1:31.911	85.38	1.030	10:50:16.045	
10 -	OUTLAP				136.6	15:12.507	8.60	13:41.626	11:05:28.552	
11 -	23.954	149.1	30.182	39.100	139.5	1:33.236	84.17	2.355	11:07:01.788	
12 -	23.989	152.1	29.371	39.388	138.9	1:32.748	84.61	1.867	11:08:34.536	
13 -	23.625	152.8	29.342	38.789	139.2	1:31.756	85.53	0.875	11:10:06.292	
14 -	23.355	153.5	30.153	38.634	138.6	1:32.142	85.17	1.261	11:11:38.434	
15 -	23.399	153.5	29.036	38.446	137.7	1:30.881 (1)	86.35		11:13:09.315	
16 -	23.907	150.8	30.632	39.187	138.3	1:33.726	83.73	2.845	11:14:43.041	
17 -	23.457	152.5	29.424	38.495	138.9	1:31.376	85.88	0.495	11:16:14.417	
18 -	23.347	153.5	29.289	38.546	140.1	1:31.182 (2)	86.07	0.301	11:17:45.599	
19 -	23.211	154.9	29.777	40.628	131.3	1:33.616	83.83	2.735	11:19:19.215	
20 -	24.274	151.1	29.854	39.311	138.6	1:33.439	83.99	2.558	11:20:52.654	
21 -	23.500	151.8	30.146	38.719	140.3	1:32.365	84.96	1.484	11:22:25.019	
22 -	23.425	152.5	29.548	39.490	138.3	1:32.463	84.87	1.582	11:23:57.482	
23 -	23.429	152.5	29.137	38.751	127.3	1:31.317 (3)	85.94	0.436	11:25:28.799	
24 -	26.584	111.1	33.651	40.569	120.9	1:40.804	77.85	9.923	11:27:09.603	

MCRCB BULLETIN TK097

2023 Bennetts British Superbike Championship - Round 8

2023 Pirelli National Superstock with Santander Consumer Finance

QUALIFYING - SECTOR ANALYSIS



SECTOR 1 = FL to I1, SECTOR 2 = I1 to I2, SECTOR 3 = I2 to FL, DIFF = Difference To Personal Best Lap, P = Crossed Finish Line in Pit Lane, D = Time Disallowed

P24 96		Kieran SMITH			Honda - Corkie Racing					
IDEAL LAP TIME : 1:30.796		BEST LAP TIME : 1:31.017			DIFFERENCE : 0.221					
LAP	SECTOR 1	SECTOR 2	SECTOR 3	LAP TIME	MPH	DIFF	TIME OF DAY			
1 -	25.439	140.1	32.966	41.473	139.8	1:39.878	78.57	8.861	10:37:16.642	
2 -	24.084	151.8	30.762	39.104	144.0	1:33.950	83.53	2.933	10:38:50.592	
3 -	23.632	153.5	29.900	39.178	144.3	1:32.710	84.65	1.693	10:40:23.302	
4 -	23.361	155.3	29.902	38.295	143.0	1:31.558	85.71	0.541	10:41:54.860	
5 -	23.216	152.8	29.785	38.681	144.6	1:31.682	85.60	0.665	10:43:26.542	
6 -	23.978	149.1	30.073	38.762	143.0	1:32.813	84.55	1.796	10:44:59.355	
7 -	23.304	156.7	29.631	38.230	142.1	1:31.165	86.08	0.148	10:46:30.520	
8 -	23.262	156.4	29.820	IN PIT		3:35.628	P	36.39	2:04.611	10:50:06.148
9 -	OUTLAP	147.8	30.405	39.960	140.6	1:41.934	76.99	10.917	10:51:48.082	
10 -	23.465	154.6	29.798	39.113	141.5	1:32.376	84.95	1.359	10:53:20.458	
11 -	23.310	155.3	32.103	IN PIT		13:00.175	P	10.05	11:29.158	11:06:20.633
12 -	OUTLAP	138.6	31.034	39.949	143.3	1:41.620	77.22	10.603	11:08:02.253	
13 -	23.169	152.1	29.579	38.269	143.0	1:31.017 (1)	86.22		11:09:33.270	
14 -	23.296	154.2	29.755	39.087	141.8	1:32.138	85.17	1.121	11:11:05.408	
15 -	23.515	151.8	29.678	38.416	140.6	1:31.609	85.66	0.592	11:12:37.017	
16 -	23.321	153.9	29.562	38.777	140.9	1:31.660	85.62	0.643	11:14:08.677	
17 -	23.508	150.8	29.930	38.534	141.8	1:31.972	85.33	0.955	11:15:40.649	
18 -	23.354	152.8	29.627	38.578	141.5	1:31.559	85.71	0.542	11:17:12.208	
19 -	23.361	155.3	29.432	38.498	141.8	1:31.291	85.96	0.274	11:18:43.499	
20 -	23.411	153.9	29.795	IN PIT		4:04.239	P	32.13	2:33.222	11:22:47.738
21 -	OUTLAP	152.5	29.634	38.376	143.3	1:36.531	81.30	5.514	11:24:24.269	
22 -	23.181	155.3	29.416	38.532	143.0	1:31.129	(2)	86.12	0.112	11:25:55.398
23 -	23.373	154.6	29.569	38.211	142.4	1:31.153	(3)	86.09	0.136	11:27:26.551

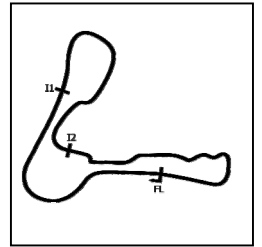
P25 31		Sam COX			BMW - Sam Cox Racing with Armada Marine Cables					
IDEAL LAP TIME : 1:31.069		BEST LAP TIME : 1:31.258			DIFFERENCE : 0.189					
LAP	SECTOR 1	SECTOR 2	SECTOR 3	LAP TIME	MPH	DIFF	TIME OF DAY			
1 -	OUTLAP			141.2		7:10.036	18.24	5:38.778	10:42:44.778	
2 -	24.141	150.8	30.559	39.832	143.0	1:34.532	83.02	3.274	10:44:19.310	
3 -	23.461	154.2	29.973	39.826	143.0	1:33.260	84.15	2.002	10:45:52.570	
4 -	23.469	153.5	30.128	39.318	142.7	1:32.915	84.46	1.657	10:47:25.485	
5 -	23.242	154.6	29.879	38.784	143.7	1:31.905	85.39	0.647	10:48:57.390	
6 -	23.248	154.9	29.733	38.861	142.7	1:31.842	85.45	0.584	10:50:29.232	
7 -	23.165	157.1	29.388	39.541	143.0	1:32.094	85.21	0.836	10:52:01.326	
8 -	OUTLAP			142.7		14:17.060	9.15	12:45.802	11:06:18.386	
9 -	23.469	155.3	29.696	39.290	144.6	1:32.455	84.88	1.197	11:07:50.841	
10 -	23.628	152.1	29.642	38.967	143.7	1:32.237	85.08	0.979	11:09:23.078	
11 -	23.050	156.4	29.283	38.925	144.0	1:31.258 (1)	85.99		11:10:54.336	
12 -	23.275	155.3	29.378	38.794	143.7	1:31.447	85.82	0.189	11:12:25.783	
13 -	23.195	156.4	29.316	39.204	143.7	1:31.715	85.57	0.457	11:13:57.498	
14 -	23.203	155.3	29.303	38.924	142.7	1:31.430	(3)	85.83	0.172	11:15:28.928
15 -	23.276	156.4	29.520	39.422	143.0	1:32.218	85.10	0.960	11:17:01.146	
16 -	23.141	154.9	29.363	39.097	144.0	1:31.601	85.67	0.343	11:18:32.747	
17 -	OUTLAP			144.3		2:49.282	46.36	1:18.024	11:21:22.029	
18 -	23.146	151.1	29.502	38.736	143.0	1:31.384	(2)	85.88	0.126	11:22:53.413
19 -	26.087	142.1	29.990	39.218	141.8	1:35.295	82.35	4.037	11:24:28.708	
20 -	23.349	151.8	29.863	39.121	142.7	1:32.333	84.99	1.075	11:26:01.041	
21 -	23.220	156.4	29.754	39.098	142.4	1:32.072	85.23	0.814	11:27:33.113	

MCRCB BULLETIN TK097

2023 Bennetts British Superbike Championship - Round 8

2023 Pirelli National Superstock with Santander Consumer Finance

QUALIFYING - SECTOR ANALYSIS



SECTOR 1 = FL to I1, SECTOR 2 = I1 to I2, SECTOR 3 = I2 to FL, DIFF = Difference To Personal Best Lap, P = Crossed Finish Line in Pit Lane, D = Time Disallowed

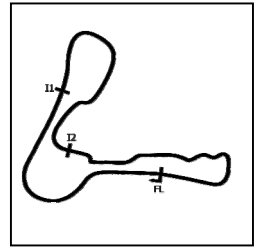
P26 57		Richard WHITE				BMW - Trackdudes powered by Hilltop Motorcycles				
IDEAL LAP TIME : 1:30.959		BEST LAP TIME : 1:31.287		DIFFERENCE : 0.328						
LAP	SECTOR 1		SECTOR 2		SECTOR 3		LAP TIME	MPH	DIFF	TIME OF DAY
1 -	25.389	129.0	32.090	40.913	145.2	1:38.392	79.76	7.105	10:37:17.317	
2 -	23.825	140.9	30.765	38.907	146.5	1:33.497	83.93	2.210	10:38:50.814	
3 -	23.617	140.3	29.936	39.471	145.2	1:33.024	84.36	1.737	10:40:23.838	
4 -	23.412	142.4	29.948	39.109	144.9	1:32.469	84.87	1.182	10:41:56.307	
5 -	23.734	143.7	30.564	38.600	142.4	1:32.898	84.48	1.611	10:43:29.205	
6 -	23.418	147.8	30.001	38.648	141.2	1:32.067	85.24	0.780	10:45:01.272	
7 -	23.575	156.4	29.808	38.676	144.0	1:32.059	85.25	0.772	10:46:33.331	
8 -	23.199	157.1	29.703	38.820	144.3	1:31.722	85.56	0.435	10:48:05.053	
9 -	OUTLAP				142.7	17:23.770	7.51	15:52.483	11:05:28.823	
10 -	23.613	148.7	29.558	38.703	145.2	1:31.874	85.42	0.587	11:07:00.697	
11 -	23.184	155.7	29.578	38.525	145.8	1:31.287 (1)	85.97		11:08:31.984	
12 -	22.968	156.4	29.567	38.811	146.2	1:31.346 (2)	85.91	0.059	11:10:03.330	
13 -	23.225	155.3	29.708	38.433	143.7	1:31.366 (3)	85.89	0.079	11:11:34.696	
14 -	23.341	151.1	29.840	39.700	148.4	1:32.881	84.49	1.594	11:13:07.577	
15 -	23.167	157.5	29.751	38.606	143.7	1:31.524	85.74	0.237	11:14:39.101	
16 -	23.333	151.1	30.184	39.588	145.2	1:33.105	84.29	1.818	11:16:12.206	
17 -	23.158	150.8	30.430	39.075	145.8	1:32.663	84.69	1.376	11:17:44.869	
18 -	23.365	153.9	30.047	38.777	142.1	1:32.189	85.13	0.902	11:19:17.058	

P27 27		Max SYMONDS				Yamaha - Symonds Racing				
IDEAL LAP TIME : 1:31.110		BEST LAP TIME : 1:31.327		DIFFERENCE : 0.217						
LAP	SECTOR 1		SECTOR 2		SECTOR 3		LAP TIME	MPH	DIFF	TIME OF DAY
1 -	25.294	143.7	31.064	43.293	137.5	1:39.651	78.75	8.324	10:37:15.228	
2 -	23.662	154.9	30.276	41.259	138.9	1:35.197	82.44	3.870	10:38:50.425	
3 -	23.355	151.8	29.467	38.985	138.3	1:31.807	85.48	0.480	10:40:22.232	
4 -	23.416	153.9	29.753	38.794	138.3	1:31.963	85.33	0.636	10:41:54.195	
5 -	23.478	151.4	29.832	38.903	138.9	1:32.213	85.10	0.886	10:43:26.408	
6 -	OUTLAP				135.5	6:44.822	19.38	5:13.495	10:50:11.230	
7 -	23.940	151.1	29.836	39.025	138.0	1:32.801	84.56	1.474	10:51:44.031	
8 -	23.434	153.5	29.500	38.754	138.6	1:31.688 (3)	85.59	0.361	10:53:15.719	
9 -	OUTLAP				137.5	12:13.843	10.69	10:42.516	11:05:29.562	
10 -	23.998	151.8	29.878	40.886	140.1	1:34.762	82.81	3.435	11:07:04.324	
11 -	23.387	153.5	29.230	38.710	140.1	1:31.327 (1)	85.93		11:08:35.651	
12 -	23.170	153.2	29.457	38.958	141.5	1:31.585 (2)	85.69	0.258	11:10:07.236	
13 -	23.194	153.9	29.733	39.108	139.8	1:32.035	85.27	0.708	11:11:39.271	
14 -	23.209	154.6	29.561	39.245	140.1	1:32.015	85.29	0.688	11:13:11.286	
15 -	OUTLAP				139.2	7:20.365	17.82	5:49.038	11:20:31.651	
16 -	23.663	152.8	29.740	39.198	139.2	1:32.601	84.75	1.274	11:22:04.252	
17 -	23.575	152.8	29.802	39.174	137.5	1:32.551	84.79	1.224	11:23:36.803	
18 -	23.578	152.5	29.987	39.487	134.2	1:33.052	84.34	1.725	11:25:09.855	
19 -	23.794	152.1	29.854	39.613	139.5	1:33.261	84.15	1.934	11:26:43.116	

2023 Bennetts British Superbike Championship - Round 8

2023 Pirelli National Superstock with Santander Consumer Finance

QUALIFYING - SECTOR ANALYSIS



SECTOR 1 = FL to I1, SECTOR 2 = I1 to I2, SECTOR 3 = I2 to FL, DIFF = Difference To Personal Best Lap, P = Crossed Finish Line in Pit Lane, D = Time Disallowed

P28 90		Rory PARKER			Suzuki - RP Racing				
IDEAL LAP TIME : 1:30.840		BEST LAP TIME : 1:31.381			DIFFERENCE : 0.541				
LAP	SECTOR 1	SECTOR 2	SECTOR 3	LAP TIME	MPH	DIFF	TIME OF DAY		
1 -	24.965	150.4	30.787	40.104	138.9	1:35.856	81.87	4.475	10:37:47.647
2 -	23.676	151.8	30.282	39.264	140.1	1:33.222	84.18	1.841	10:39:20.869
3 -	23.386	152.1	30.000	39.391	140.1	1:32.777	84.59	1.396	10:40:53.646
4 -	23.692	149.7	30.100	38.733	140.1	1:32.525	84.82	1.144	10:42:26.171
5 -	23.766	153.5	29.757	39.139	140.1	1:32.662	84.69	1.281	10:43:58.833
6 -	23.197	155.3	29.430	38.769	138.9	1:31.396 (2)	85.86	0.015	10:45:30.229
7 -	23.403	153.5	29.693	38.397	139.5	1:31.493 (3)	85.77	0.112	10:47:01.722
8 -	23.347	154.6	30.475	IN PIT		18:13.099 P	7.17	16:41.718	11:05:14.821
9 -	OUTLAP	149.4	31.727	40.985	138.6	1:43.523	75.80	12.142	11:06:58.344
10 -	23.818	151.8	29.749	38.922	138.9	1:32.489	84.85	1.108	11:08:30.833
11 -	23.649	152.8	29.451	39.226	138.0	1:32.326	85.00	0.945	11:10:03.159
12 -	23.326	153.2	29.451	38.604	140.3	1:31.381 (1)	85.88		11:11:34.540
13 -	23.252	153.9	29.527	41.097	140.9	1:33.876	83.60	2.495	11:13:08.416
14 -	23.215	154.2	29.614	43.160	111.6	1:35.989	81.76	4.608	11:14:44.405
15 -	25.394	151.4	30.413	40.737	138.9	1:36.544	81.29	5.163	11:16:20.949
16 -	23.522	152.5	29.428	38.558	139.5	1:31.508	85.76	0.127	11:17:52.457

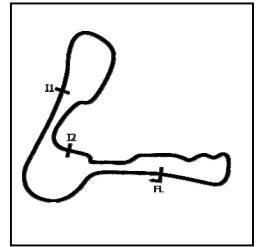
P29 39		Max MORGAN			Kawasaki - MSS Performance				
IDEAL LAP TIME : 1:32.036		BEST LAP TIME : 1:32.163			DIFFERENCE : 0.127				
LAP	SECTOR 1	SECTOR 2	SECTOR 3	LAP TIME	MPH	DIFF	TIME OF DAY		
1 -	25.402	141.5	33.061	41.685	137.2	1:40.148	78.36	7.985	10:37:17.188
2 -	23.848	151.4	30.867	40.115	138.9	1:34.830	82.75	2.667	10:38:52.018
3 -	23.679	149.4	29.942	39.446	139.5	1:33.067	84.32	0.904	10:40:25.085
4 -	23.537	153.2	29.723	39.525	138.9	1:32.785	84.58	0.622	10:41:57.870
5 -	23.678	152.5	29.989	40.700	139.5	1:34.367	83.16	2.204	10:43:32.237
6 -	23.650	149.4	30.363	39.597	138.0	1:33.610	83.83	1.447	10:45:05.847
7 -	23.679	151.1	29.919	50.163	138.0	1:43.761	75.63	11.598	10:46:49.608
8 -	OUTLAP				138.3	18:41.465	6.99	17:09.302	11:05:31.073
9 -	24.039	150.8	30.309	40.190	137.5	1:34.538	83.01	2.375	11:07:05.611
10 -	23.721	151.1	29.612	39.223	140.1	1:32.556	84.79	0.393	11:08:38.167
11 -	23.498	151.8	29.503	39.162	140.3	1:32.163 (1)	85.15		11:10:10.330
12 -	23.523	152.5	29.693	39.314	136.3	1:32.530 (2)	84.81	0.367	11:11:42.860
13 -	OUTLAP				138.6	6:07.696	21.34	4:35.533	11:17:50.556
14 -	23.740	150.8	29.782	39.259	139.8	1:32.781	84.58	0.618	11:19:23.337
15 -	23.371	150.1	29.825	39.355	139.8	1:32.551 (3)	84.79	0.388	11:20:55.888
16 -	23.747	150.4	30.674	1:00.099	140.1	1:54.520	68.53	22.357	11:22:50.408
17 -	23.594	151.4	29.776	39.339	140.3	1:32.709	84.65	0.546	11:24:23.117

MCRCB BULLETIN TK097

2023 Bennetts British Superbike Championship - Round 8

2023 Pirelli National Superstock with Santander Consumer Finance

QUALIFYING - SECTOR ANALYSIS

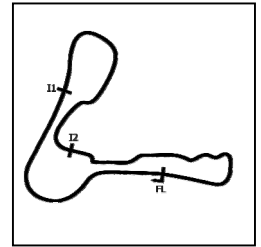


SECTOR 1 = FL to I1, SECTOR 2 = I1 to I2, SECTOR 3 = I2 to FL, DIFF = Difference To Personal Best Lap, P = Crossed Finish Line in Pit Lane, D = Time Disallowed

P30 80		Callum BEY		Suzuki - FilterLogic by EightZero Racing						
IDEAL LAP TIME : 1:31.806		BEST LAP TIME : 1:32.249		DIFFERENCE : 0.443						
LAP	SECTOR 1		SECTOR 2		SECTOR 3		LAP TIME	MPH	DIFF	TIME OF DAY
1 -	26.266	144.0	32.369	41.933	137.5	1:40.568	78.03	8.319	10:37:13.549	
2 -	24.502	151.4	31.008	40.299	138.9	1:35.809	81.91	3.560	10:38:49.358	
3 -	24.061	152.5	30.400	39.429	140.1	1:33.890	83.58	1.641	10:40:23.248	
4 -	23.900	154.9	29.872	39.069	140.3	1:32.841	84.53	0.592	10:41:56.089	
5 -	OUTLAP				137.2	4:52.642	26.81	3:20.393	10:46:48.731	
6 -	24.719	151.8	30.964	40.562	138.9	1:36.245	81.54	3.996	10:48:24.976	
7 -	23.888	151.8	29.911	39.688	138.6	1:33.487	83.94	1.238	10:49:58.463	
8 -	23.795	151.1	29.601	39.444	138.6	1:32.840	84.53	0.591	10:51:31.303	
9 -	26.560	116.7	31.609	IN PIT		13:59.319	P 9.35	12:27.070	11:05:30.622	
10 -	OUTLAP	146.8	31.417	40.727	138.3	1:44.918	74.80	12.669	11:07:15.540	
11 -	23.953	152.5	29.597	39.217	140.3	1:32.767	84.59	0.518	11:08:48.307	
12 -	23.632	152.1	29.573	39.081	141.8	1:32.286	(2) 85.04	0.037	11:10:20.593	
13 -	23.393	152.8	30.919	42.123	102.6	1:36.435	81.38	4.186	11:11:57.028	
14 -	25.047	148.4	31.251	40.498	140.9	1:36.796	81.07	4.547	11:13:33.824	
15 -	25.159	127.8	32.323	40.054	139.2	1:37.536	80.46	5.287	11:15:11.360	
16 -	23.715	151.4	29.531	39.311	140.6	1:32.557	84.79	0.308	11:16:43.917	
17 -	23.645	151.4	29.646	39.198	140.1	1:32.489	(3) 84.85	0.240	11:18:16.406	
18 -	28.294	87.3	34.402	41.059	139.5	1:43.755	75.64	11.506	11:20:00.161	
19 -	23.836	151.4	29.421	38.992	138.9	1:32.249	(1) 85.07		11:21:32.410	
20 -	26.480	105.3	33.940	IN PIT		5:30.184	P 23.76	3:57.935	11:27:02.594	

P31 26		Joe MOORE		Suzuki - Clearline Racing						
IDEAL LAP TIME : 1:32.543		BEST LAP TIME : 1:32.696		DIFFERENCE : 0.153						
LAP	SECTOR 1		SECTOR 2		SECTOR 3		LAP TIME	MPH	DIFF	TIME OF DAY
1 -	25.362	144.3	33.153	41.514	138.6	1:40.029	78.45	7.333	10:37:17.268	
2 -	24.345	144.9	30.757	40.036	139.2	1:35.138	82.49	2.442	10:38:52.406	
3 -	23.655	145.2	30.136	39.430	137.7	1:33.221	(2) 84.18	0.525	10:40:25.627	
4 -	OUTLAP				136.1	6:11.843	21.10	4:39.147	10:46:37.470	
5 -	24.020	151.4	29.948	39.981	135.8	1:33.949	83.53	1.253	10:48:11.419	
6 -	OUTLAP				138.0	2:07.772	61.42	35.076	10:50:19.191	
7 -	23.689	148.1	30.086	42.023	137.5	1:35.798	81.92	3.102	10:51:54.989	
8 -	23.881	151.1	30.079	39.938	136.1	1:33.898	83.58	1.202	10:53:28.887	
9 -	OUTLAP				136.9	17:29.450	7.47	15:56.754	11:10:58.337	
10 -	23.910	149.1	29.718	40.870	138.3	1:34.498	83.05	1.802	11:12:32.835	
11 -	24.398	150.4	30.081	40.055	135.2	1:34.534	83.01	1.838	11:14:07.369	
12 -	24.904	142.7	30.523	39.600	137.2	1:35.027	82.58	2.331	11:15:42.396	
13 -	24.062	151.8	30.033	42.104	138.3	1:36.199	D 81.58	3.503	11:17:18.595	
14 -	23.930	152.8	30.078	39.385	136.9	1:33.393	84.03	0.697	11:18:51.988	
15 -	23.886	150.1	30.004	39.438	136.6	1:33.328	(3) 84.09	0.632	11:20:25.316	
16 -	23.963	151.1	30.140	39.542	137.7	1:33.645	83.80	0.949	11:21:58.961	
17 -	23.808	151.1	29.714	39.174	138.0	1:32.696	(1) 84.66		11:23:31.657	

QUALIFYING - SECTOR ANALYSIS



SECTOR 1 = FL to I1, SECTOR 2 = I1 to I2, SECTOR 3 = I2 to FL, DIFF = Difference To Personal Best Lap, P = Crossed Finish Line in Pit Lane, D = Time Disallowed

P32 66		Morgan McLAREN-WOOD				Kawasaki - Team SBR Kawasaki				
IDEAL LAP TIME : 1:34.582		BEST LAP TIME : 1:34.742		DIFFERENCE : 0.160						
LAP	SECTOR 1		SECTOR 2		SECTOR 3		LAP TIME	MPH	DIFF	TIME OF DAY
1 -	25.904	133.4	32.610	42.697	138.6	1:41.211	77.54	6.469	10:37:19.478	
2 -	24.626	149.7	31.132	41.064	141.2	1:36.822	81.05	2.080	10:38:56.300	
3 -	24.550	154.2	30.619	40.972	140.1	1:36.141	81.63	1.399	10:40:32.441	
4 -	24.152	147.8	30.850	40.785	140.1	1:35.787	81.93	1.045	10:42:08.228	
5 -	24.286	150.1	30.709	40.278	140.3	1:35.273 (3)	82.37	0.531	10:43:43.501	
6 -	24.626	149.1	30.285	40.693	141.5	1:35.604	82.08	0.862	10:45:19.105	
7 -	24.519	150.8	30.304	41.595	133.6	1:36.418	81.39	1.676	10:46:55.523	
8 -	OUTLAP				137.2	18:37.450	7.02	17:02.708	11:05:32.973	
9 -	24.817	150.4	31.001	41.040	136.6	1:36.858	81.02	2.116	11:07:09.831	
10 -	24.217	144.3	30.553	40.236	141.2	1:35.006 (2)	82.60	0.264	11:08:44.837	
11 -	24.174	152.5	30.352	40.216	140.6	1:34.742 (1)	82.83		11:10:19.579	
12 -	24.179	150.4	30.730	40.435	138.3	1:35.344	82.31	0.602	11:11:54.923	
13 -	OUTLAP				131.3	3:57.625	33.02	2:22.883	11:15:52.548	
14 -	24.713	148.1	30.678	40.326	140.1	1:35.717	81.99	0.975	11:17:28.265	
15 -	24.081	152.5	30.466	41.595	124.7	1:36.142	81.62	1.400	11:19:04.407	
16 -	27.225	139.5	30.513	42.345	127.3	1:40.083	78.41	5.341	11:20:44.490	

P33 16		Scott McFARLANE				Suzuki - True Heroes Racing				
IDEAL LAP TIME : 1:36.907		BEST LAP TIME : 1:37.255		DIFFERENCE : 0.348						
LAP	SECTOR 1		SECTOR 2		SECTOR 3		LAP TIME	MPH	DIFF	TIME OF DAY
1 -	25.678	135.8	32.939	42.690	136.3	1:41.307	77.46	4.052	10:37:33.204	
2 -	24.935	141.5	32.227	42.573	137.5	1:39.735	78.68	2.480	10:39:12.939	
3 -	25.265	143.3	32.001	42.136	136.6	1:39.402	78.95	2.147	10:40:52.341	
4 -	25.302	136.9	32.437	42.345	137.7	1:40.084	78.41	2.829	10:42:32.425	
5 -	24.954	139.8	32.169	43.259	133.6	1:40.382	78.18	3.127	10:44:12.807	
6 -	25.135	138.3	32.252	42.358	136.6	1:39.745	78.68	2.490	10:45:52.552	
7 -	24.722	140.3	31.885	41.641	136.9	1:38.248	79.88	0.993	10:47:30.800	
8 -	24.904	140.1	32.236	41.458	136.9	1:38.598	79.59	1.343	10:49:09.398	
9 -	24.847	141.5	32.327	41.992	137.2	1:39.166	79.14	1.911	10:50:48.564	
10 -	OUTLAP				133.9	15:22.186	8.51	13:44.931	11:06:10.750	
11 -	25.328	138.6	31.881	41.746	137.7	1:38.955	79.30	1.700	11:07:49.705	
12 -	25.058	140.9	31.525	40.672	137.5	1:37.255 (1)	80.69		11:09:26.960	
13 -	25.210	142.4	31.720	41.475	137.5	1:38.405	79.75	1.150	11:11:05.365	
14 -	24.710	142.7	31.595	41.874	138.0	1:38.179	79.93	0.924	11:12:43.544	
15 -	24.861	140.3	31.688	41.391	137.5	1:37.940 (2)	80.13	0.685	11:14:21.484	
16 -	24.717	142.4	31.872	41.851	136.6	1:38.440	79.72	1.185	11:15:59.924	
17 -	24.775	141.2	31.795	41.503	137.7	1:38.073 (3)	80.02	0.818	11:17:37.997	
18 -	24.938	142.4	31.829	41.555	136.9	1:38.322	79.82	1.067	11:19:16.319	
19 -	24.788	141.8	31.877	41.791	138.6	1:38.456	79.71	1.201	11:20:54.775	
20 -	24.818	136.6	31.726	42.154	138.0	1:38.698	79.51	1.443	11:22:33.473	
21 -	25.032	142.1	31.845	41.424	137.2	1:38.301	79.83	1.046	11:24:11.774	

MCRCB BULLETIN TK098

2023 Bennetts British Superbike Championship - Round 8

2023 Pirelli National Superstock with Santander Consumer Finance

QUALIFYING - BEST SECTORS

SECTOR 1			SECTOR 2			SECTOR 3			IDEAL / BEST COMPARISON						
POS	NO	NAME	TIME	NO	NAME	TIME	NO	NAME	TIME	POS	NO	NAME	IDEAL	BEST	DIFF
													PERFECT LAP	1:27.676	
1	34	SEELEY	22.454	3	McCONNELL	28.259	3	McCONNELL	36.963	1	3	McCONNELL	1:27.823	1:27.965	0.142
2	5	KERR	22.465	54	NEAVE	28.432	5	KERR	37.164	2	5	KERR	1:28.131	1:28.191	0.060
3	54	NEAVE	22.476	8	ROLLO	28.498	19	TALBOT	37.196	3	54	NEAVE	1:28.145	1:28.290	0.145
4	4	LINFOOT	22.509	5	KERR	28.502	54	NEAVE	37.237	4	19	TALBOT	1:28.412	1:28.615	0.203
5	19	TALBOT	22.550	4	LINFOOT	28.503	55	BEECH	37.348	5	55	BEECH	1:28.431	1:28.567	0.136
6	55	BEECH	22.576	55	BEECH	28.507	99	LUXTON	37.410	6	4	LINFOOT	1:28.492	1:28.704	0.212
7	8	ROLLO	22.584	23	ALLINGHAM	28.553	34	SEELEY	37.428	7	34	SEELEY	1:28.559	1:28.687	0.128
8	3	McCONNELL	22.601	19	TALBOT	28.666	40	FRANCIS	37.460	8	8	ROLLO	1:28.593	1:28.849	0.256
9	18	WINFIELD	22.618	34	SEELEY	28.677	4	LINFOOT	37.480	9	23	ALLINGHAM	1:28.834	1:28.923	0.089
10	99	LUXTON	22.725	45	SWANN	28.717	71	CROWE	37.502	10	99	LUXTON	1:28.978	1:28.978	0.000
11	59	TRUELOVE	22.748	12	HEDGER	28.770	23	ALLINGHAM	37.509	11	11	REID	1:29.367	1:29.435	0.068
12	23	ALLINGHAM	22.772	59	TRUELOVE	28.804	8	ROLLO	37.511	12	51	ELLIOTT	1:29.425	1:29.524	0.099
13	12	HEDGER	22.838	40	FRANCIS	28.812	11	REID	37.538	13	18	WINFIELD	1:29.440	1:29.440	0.000
14	51	ELLIOTT	22.856	51	ELLIOTT	28.835	51	ELLIOTT	37.734	14	40	FRANCIS	1:29.446	1:29.446	0.000
15	24	CUMMINS	22.859	99	LUXTON	28.843	10	SHELDON-SHAW	37.737	15	12	HEDGER	1:29.460	1:29.558	0.098
16	10	SHELDON-SHAW	22.863	10	SHELDON-SHAW	28.880	18	WINFIELD	37.802	16	10	SHELDON-SHAW	1:29.480	1:29.715	0.235
17	11	REID	22.933	11	REID	28.896	45	SWANN	37.848	17	59	TRUELOVE	1:29.600	1:29.778	0.178
18	57	WHITE	22.968	25	BOERBOOM	28.993	12	HEDGER	37.852	18	71	CROWE	1:29.617	1:29.748	0.131
19	71	CROWE	22.976	18	WINFIELD	29.020	59	TRUELOVE	38.048	19	45	SWANN	1:29.642	1:29.732	0.090
20	31	COX	23.050	33	THOMSON	29.036	24	CUMMINS	38.053	20	24	CUMMINS	1:30.098	1:30.262	0.164
21	45	SWANN	23.077	71	CROWE	29.139	96	SMITH	38.211	21	25	BOERBOOM	1:30.451	1:30.692	0.241
22	25	BOERBOOM	23.138	17	WHELAN	29.157	17	WHELAN	38.307	22	33	THOMSON	1:30.693	1:30.881	0.188
23	96	SMITH	23.169	24	CUMMINS	29.186	25	BOERBOOM	38.320	23	96	SMITH	1:30.796	1:31.017	0.221
24	27	SYMONDS	23.170	27	SYMONDS	29.230	90	PARKER	38.397	24	17	WHELAN	1:30.817	1:30.872	0.055
25	40	FRANCIS	23.174	90	PARKER	29.246	57	WHITE	38.433	25	90	PARKER	1:30.840	1:31.381	0.541
26	90	PARKER	23.197	31	COX	29.283	33	THOMSON	38.446	26	57	WHITE	1:30.959	1:31.287	0.328
27	33	THOMSON	23.211	96	SMITH	29.416	27	SYMONDS	38.710	27	31	COX	1:31.069	1:31.258	0.189
28	17	WHELAN	23.353	80	BEY	29.421	31	COX	38.736	28	27	SYMONDS	1:31.110	1:31.327	0.217
29	39	MORGAN	23.371	39	MORGAN	29.503	80	BEY	38.992	29	80	BEY	1:31.806	1:32.249	0.443
30	80	BEY	23.393	57	WHITE	29.558	39	MORGAN	39.162	30	39	MORGAN	1:32.036	1:32.163	0.127
31	26	MOORE	23.655	26	MOORE	29.714	26	MOORE	39.174	31	26	MOORE	1:32.543	1:32.696	0.153
32	66	McLAREN-WOOD	24.081	66	McLAREN-WOOD	30.285	66	McLAREN-WOOD	40.216	32	66	McLAREN-WOOD	1:34.582	1:34.742	0.160
33	16	McFARLANE	24.710	16	McFARLANE	31.525	16	McFARLANE	40.672	33	16	McFARLANE	1:36.907	1:37.255	0.348

MCRCB BULLETIN TK099**2023 Bennetts British Superbike Championship - Round 8****2023 Pirelli National Superstock with Santander Consumer Finance****QUALIFYING - BEST SPEEDS**

POS	INTERMEDIATE 1			INTERMEDIATE 2			FINISH LINE		
	NO	NAME	MPH	NO	NAME	MPH	NO	NAME	MPH
1	8	ROLLO	162.0				34	SEELEY	149.7
2	99	LUXTON	162.0				99	LUXTON	148.4
3	5	KERR	161.7				57	WHITE	148.4
4	54	NEAVE	161.7				18	WINFIELD	147.8
5	23	ALLINGHAM	161.7				19	TALBOT	147.4
6	19	TALBOT	161.3				23	ALLINGHAM	147.4
7	4	LINFOOT	161.3				8	ROLLO	147.1
8	34	SEELEY	160.5				54	NEAVE	146.8
9	55	BEECH	159.0				5	KERR	146.5
10	11	REID	159.0				55	BEECH	146.2
11	18	WINFIELD	159.0				4	LINFOOT	146.2
12	12	HEDGER	159.0				12	HEDGER	145.8
13	59	TRUELOVE	158.6				59	TRUELOVE	145.5
14	25	BOERBOOM	158.2				3	McCONNELL	145.2
15	3	McCONNELL	157.9				24	CUMMINS	144.6
16	24	CUMMINS	157.5				96	SMITH	144.6
17	57	WHITE	157.5				31	COX	144.6
18	45	SWANN	157.1				51	ELLIOTT	144.3
19	31	COX	157.1				11	REID	144.0
20	10	SHELDON-SHAW	156.7				10	SHELDON-SHAW	143.0
21	96	SMITH	156.7				40	FRANCIS	142.1
22	51	ELLIOTT	156.4				25	BOERBOOM	141.8
23	40	FRANCIS	156.0				80	BEY	141.8
24	90	PARKER	155.3				45	SWANN	141.5
25	33	THOMSON	154.9				27	SYMONDS	141.5
26	27	SYMONDS	154.9				66	McLAREN-WOOD	141.5
27	80	BEY	154.9				71	CROWE	140.9
28	66	McLAREN-WOOD	154.2				90	PARKER	140.9
29	39	MORGAN	153.9				33	THOMSON	140.3
30	17	WHELAN	153.5				39	MORGAN	140.3
31	71	CROWE	153.2				17	WHELAN	140.1
32	26	MOORE	152.8				26	MOORE	139.2
33	16	McFARLANE	143.3				16	McFARLANE	138.6

MCRCB BULLETIN TK100

2023 Bennetts British Superbike Championship - Round 8

2023 Pirelli National Superstock with Santander Consumer Finance

QUALIFYING - STATISTICS

Competitors Started	33
Planned Start	2023-08-27 @ 10:35:00.000
Actual Start	2023-08-27 @ 10:35:01.059
Finish Time	2023-08-27 @ 11:26:03.407
Track Length	2.1800mi.
Total Laps	609
Total Distance Covered	1327.6313mi.

Session Fastest Lap History

NO	NAME	LAP TIME	TIME OF DAY	LAP	VEHICLE
24	Conor CUMMINS	1:35.505	10:37:08.572	1	Honda
99	Ben LUXTON	1:35.369	10:37:08.848	1	Honda
10	Joe SHELDON-SHAW	1:35.176	10:37:09.086	1	Kawasaki
12	Luke HEDGER	1:34.302	10:37:30.899	1	Kawasaki
54	Tim NEAVE	1:33.399	10:37:36.133	1	Honda
59	Matt TRUELOVE	1:33.362	10:37:36.726	1	Honda
8	Lewis ROLLO	1:31.604	10:38:08.574	1	Aprilia
40	Joe FRANCIS	1:30.360	10:38:15.346	2	Kawasaki
34	Alastair SEELEY	1:30.306	10:38:19.233	2	BMW
4	Dan LINFOOT	1:29.878	10:39:13.601	2	Honda
8	Lewis ROLLO	1:29.873	10:39:38.447	2	Aprilia
40	Joe FRANCIS	1:29.853	10:39:45.199	3	Kawasaki
34	Alastair SEELEY	1:29.258	10:39:48.491	3	BMW
54	Tim NEAVE	1:29.102	10:40:36.084	3	Honda
5	Richard KERR	1:28.343	10:40:36.619	2	Honda
3	Billy McCONNELL	1:28.179	10:45:53.921	5	Honda
3	Billy McCONNELL	1:28.076	11:12:43.457	10	Honda
3	Billy McCONNELL	1:27.965	11:19:42.617	14	Honda

Flag History

TYPE	TIME OF DAY
GREEN	10:35:01.059
RED	10:53:58.361
GREEN	11:05:00.709
FINISH	11:26:03.407

Flag Statistics

TYPE	COUNT	TOTAL LAPS	TOTAL TIME
Green	2	24	44:06.592
Red	1	0	11:02.347
Safety Car	0	0	0.000
FCY	0	0	0.000

MCRCB BULLETIN TK101

2023 Bennetts British Superbike Championship - Round 8

2023 Pirelli National Superstock with Santander Consumer Finance

QUALIFYING - SESSION NOTES

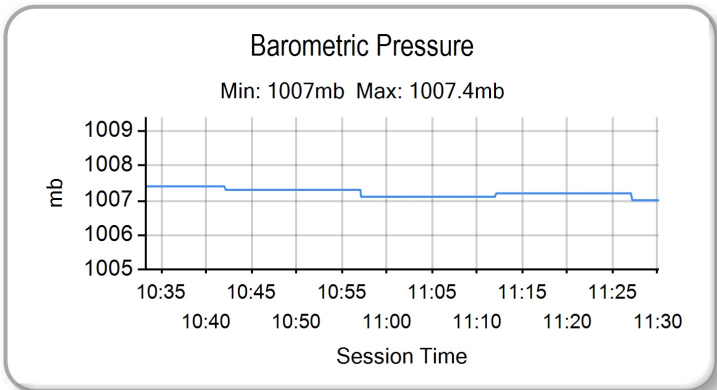
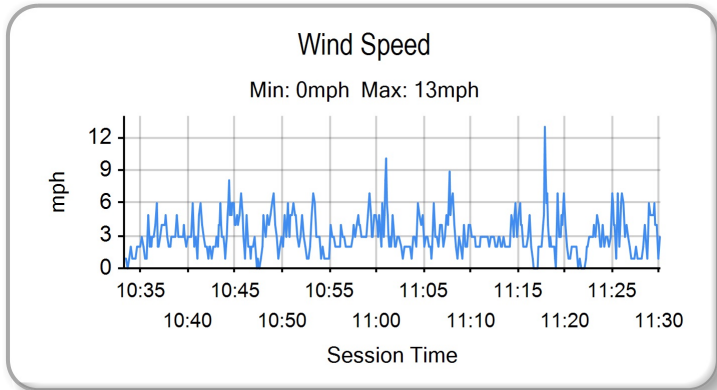
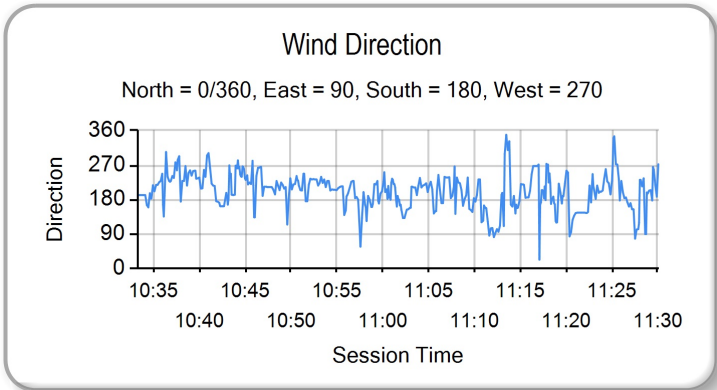
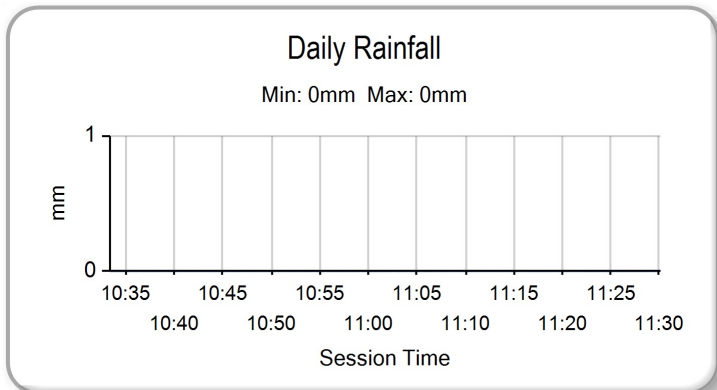
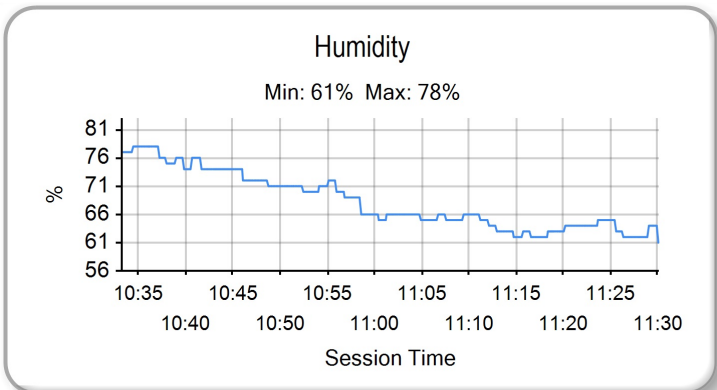
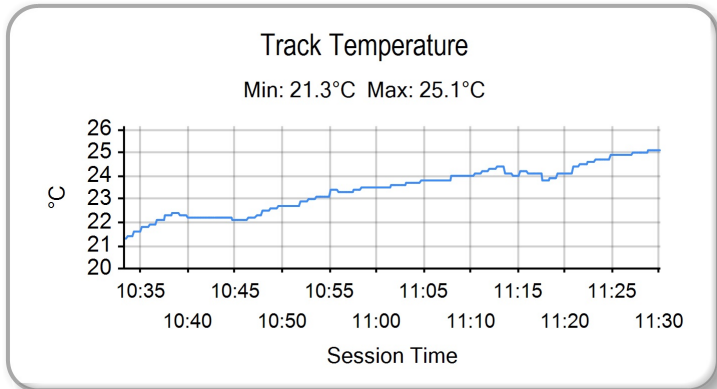
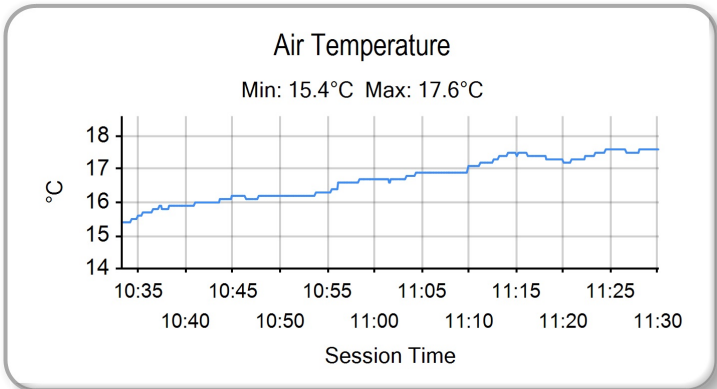
TIME	MESSAGE
10:41:31	NO.24 - COURSE CUT T9/10 - LAP TIME CANCELLED
10:44:39	NO.25 - COURSE CUT T9/10 - LAP TIME CANCELLED
10:47:02	NO.24 - COURSE CUT T9/10 - LAP TIME CANCELLED
10:48:11	NO.17 - COURSE CUT T9/10 - LAP TIME CANCELLED
10:48:36	NO.55 - COURSE CUT T9/10 - LAP TIME CANCELLED
10:49:25	NO.57 & 26 - COURSE CUT T9/10 - LAP TIME CANCELLED
10:58:02	NO. 10 FALLER AT MOUNTAIN TOP - RIDER OK
10:58:08	NO. 10 FALLER AT MOUNTAIN TOP - RIDER TO MEDICAL CENTRE
11:03:03	SESSION RESTARTS 11:05
11:09:51	NO. 19 & 99 - COURSE CUT T9/10 - LAP TIME CANCELLED
11:11:36	NO. 99 - COURSE CUT T9/10 - LAP TIME CANCELLED
11:12:40	NO. 24 FALLER AT T9/10 CHICANE - RIDER OK
11:14:35	NO. 55 - COURSE CUT T9/10 - LAP TIME CANCELLED
11:15:02	NO. 51 - COURSE CUT T9/10 - LAP TIME CANCELLED
11:16:01	NO. 5 FALLER AT MOUNTAIN TOP - RIDER OK
11:16:57	NO. 26 - COURSE CUT T9/10 - LAP TIME CANCELLED
11:17:45	NO. 99 & 55 - COURSE CUT T9/10 - LAP TIME CANCELLED
11:19:53	NO. 90 FALLER AT T17 HAIRPIN- RIDER OK
11:22:25	NO. 18 - COURSE CUT T9/10 - LAP TIME CANCELLED
11:23:02	NO. 59 & 45 & 80 - COURSE CUT T9/10 - LAP TIME CANCELLED
11:23:54	NO. 23 - COURSE CUT T9/10 - LAP TIME CANCELLED
11:25:35	NO. 39 FALLER AT T2 CHARLIES - RIDER OK
11:27:13	UPDATE NO.39 TO MEDICAL CENTRE

MCRCB BULLETIN TK102

2023 Bennetts British Superbike Championship - Round 8

2023 Pirelli National Superstock with Santander Consumer Finance

QUALIFYING - WEATHER CONDITIONS





ROW 11	31	26	Joe MOORE	1:32.696	32	66	Morgan McLAREN-WOOD	1:34.742					
ROW 10		28	90	Rory PARKER	1:31.381	29	39	Max MORGAN	1:32.163	30	80	Callum BEY	1:32.249
ROW 9	25	31	Sam COX	1:31.258	26	57	Richard WHITE	1:31.287	27	27	Max SYMONDS	1:31.327	
ROW 8		22	17	Matty WHELAN	1:30.872	23	33	Connor THOMSON	1:30.881	24	96	Kieran SMITH	1:31.017
ROW 7	19	59	Matt TRUELOVE	1:29.778	20	24	Conor CUMMINS	1:30.262	21	25	Jorel BOERBOOM	1:30.692	
ROW 6		16	10	Joe SHELDON-SHAW	1:29.715	17	45	Scott SWANN	1:29.732	18	71	Philip CROWE	1:29.748
ROW 5	13	40	Joe FRANCIS	1:29.446	14	51	Brayden ELLIOTT	1:29.524	15	12	Luke HEDGER	1:29.558	
ROW 4		10	99	Ben LUXTON	1:28.978	11	11	Simon REID	1:29.435	12	18	Shaun WINFIELD	1:29.440
ROW 3	7	4	Dan LINFOOT	1:28.704	8	8	Lewis ROLLO	1:28.849	9	23	David ALLINGHAM	1:28.923	
ROW 2		4	55	Ash BEECH	1:28.567	5	19	Joe TALBOT	1:28.615	6	34	Alastair SEELEY	1:28.687
ROW 1	1	3	Billy McCONNELL	1:27.965	2	5	Richard KERR	1:28.191	3	54	Tim NEAVE	1:28.290	

Pole

Cadwell Park: 2.1800 miles

These results are provisional until the conclusion of any judicial and technical matters.

Race Director : Stuart Higgs <i>S. Higgs</i>	Stewards :	Timekeeper : Richard Evans <i>R. EVANS</i>
<small>Digitally Approved at 11:45 Sunday, 27 August 2023</small>		<small>Digitally Approved at 11:44 Sunday, 27 August 2023</small>

Results can be found at www.britishsuperbike.com

Printed - 11:38 Sunday, 27 August 2023



WARM UP - CLASSIFICATION

POS	NO	NAME	NAT	ENTRY	TIME	ON	LAPS	GAP	DIFF	MPH
1	4	Dan LINFOOT	GBR	Honda - Optimum Bikes Racing Ltd	1:28.553	3	6			88.62
2	19	Joe TALBOT	GBR	Honda - JR Performance Racing	1:28.818	6	6	0.265	0.265	88.36
3	54	Tim NEAVE	GBR	Honda - Marvel HCL Motorsport	1:28.878	5	7	0.325	0.060	88.30
4	3	Billy McCONNELL	AUS	Honda - C&L Fairburn Properties Jackson Racing	1:29.200	5	6	0.647	0.322	87.98
5	5	Richard KERR	IRL	Honda - AMD Motorsport	1:29.323	5	6	0.770	0.123	87.86
6	12	Luke HEDGER	GBR	Kawasaki - MAD Racing	1:29.433	5	6	0.880	0.110	87.75
7	34	Alastair SEELEY	GBR	BMW - SYNETIQ BMW Motorrad	1:29.453	5	7	0.900	0.020	87.73
8	23	David ALLINGHAM	GBR	Honda - SMS Racing	1:29.491	5	6	0.938	0.038	87.69
9	99	Ben LUXTON	GBR	Honda - Ben Luxton Racing	1:29.547	4	7	0.994	0.056	87.64
10	71	Philip CROWE	GBR	BMW - Crowe Performance	1:29.811	4	6	1.258	0.264	87.38
11	8	Lewis ROLLO	GBR	Aprilia - IN Competition / Aprilia	1:29.980	4	6	1.427	0.169	87.22
12	59	Matt TRUELOVE	GBR	Honda - TAG Racing	1:30.034	3	6	1.481	0.054	87.16
13	51	Brayden ELLIOTT	AUS	Kawasaki - DAO Racing	1:30.054	4	6	1.501	0.020	87.14
14	55	Ash BEECH	GBR	Honda - Jones Dorling Racing	1:30.069	6	6	1.516	0.015	87.13
15	11	Simon REID	GBR	Honda - C&L Fairburn Properties Jackson Racing	1:30.372	5	6	1.819	0.303	86.84
16	45	Scott SWANN	GBR	Yamaha - Swann Racing	1:30.568	4	6	2.015	0.196	86.65
17	18	Shaun WINFIELD	GBR	Honda - TAG Racing	1:30.674	3	7	2.121	0.106	86.55
18	96	Kieran SMITH	GBR	Honda - Corkie Racing	1:30.844	4	7	2.291	0.170	86.39
19	24	Conor CUMMINS	GBR	Honda - Milenco by Padgetts Motorcycles	1:30.920	5	6	2.367	0.076	86.31
20	31	Sam COX	GBR	BMW - Sam Cox Racing with Armada Marine Cables	1:31.009	7	7	2.456	0.089	86.23
21	40	Joe FRANCIS	GBR	Kawasaki - STAUFF Fluid Power / GR Motosport	1:31.028	7	7	2.475	0.019	86.21
22	33	Connor THOMSON	GBR	Kawasaki - Sound Advice Hearing Racing	1:31.146	7	7	2.593	0.118	86.10
23	25	Jorel BOERBOOM	NLD	Kawasaki - G&S Racing	1:31.335	4	7	2.782	0.189	85.92
24	90	Rory PARKER	GBR	Suzuki - RP Racing	1:31.662	5	6	3.109	0.327	85.61
25	57	Richard WHITE	GBR	BMW - Trackdudes powered by Hilltop Motorcycles	1:31.664	2	7	3.111	0.002	85.61
26	17	Matty WHELAN	GBR	Suzuki - Milestone by ATS Racing	1:31.886	4	6	3.333	0.222	85.41
27	27	Max SYMONDS	GBR	Yamaha - Symonds Racing	1:32.092	4	6	3.539	0.206	85.21
28	80	Callum BEY	GBR	Suzuki - FilterLogic by EightZero Racing	1:32.499	6	6	3.946	0.407	84.84
29	26	Joe MOORE	GBR	Suzuki - Clearline Racing	1:33.193	6	7	4.640	0.694	84.21
30	66	Morgan McLAREN-WOOD	NZL	Kawasaki - Team SBR Kawasaki	1:35.541	4	6	6.988	2.348	82.14

#23 - Lap 2 time cancelled - Course cut at T9/10.

Weather / Track : Cloudy / Dry

Cadwell Park: 2.1800 miles

These results are provisional until the conclusion of any judicial and technical matters.

Date: 28/08/2023 Start: 09:40 Finish: 09:50

Race Director : Stuart Higgs

Stewards :

Timekeeper : Richard Evans

S. Higgs

R. EVANS

Digitally Approved at 10:06 Monday, 28 August 2023

Digitally Approved at 10:01 Monday, 28 August 2023

Results can be found at www.britishsuperbike.com

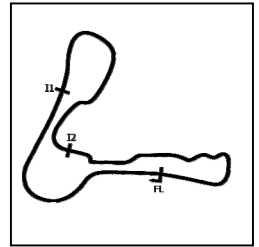
Printed - 09:55 Monday, 28 August 2023

MCRCB BULLETIN TK215

2023 Bennetts British Superbike Championship - Round 8

2023 Pirelli National Superstock with Santander Consumer Finance

WARM UP - SECTOR ANALYSIS



SECTOR 1 = FL to I1, SECTOR 2 = I1 to I2, SECTOR 3 = I2 to FL, DIFF = Difference To Personal Best Lap, P = Crossed Finish Line in Pit Lane, D = Time Disallowed

P1		4		Dan LINFOOT		Honda - Optimum Bikes Racing Ltd				
IDEAL LAP TIME : 1:28.529		BEST LAP TIME : 1:28.553		DIFFERENCE : 0.024						
LAP	SECTOR 1		SECTOR 2		SECTOR 3		LAP TIME	MPH	DIFF	TIME OF DAY
1 -	24.732	150.4	31.072	41.106	144.3	1:36.910	80.98	8.357	09:42:37.767	
2 -	22.794	160.1	29.143	37.858	145.5	1:29.795 (3)	87.39	1.242	09:44:07.562	
3 -	22.627	160.5	28.630	37.296	146.5	1:28.553 (1)	88.62		09:45:36.115	
4 -	23.255	157.1	29.086	38.255	146.8	1:30.596	86.62	2.043	09:47:06.711	
5 -	22.603	160.9	28.697	37.321	146.8	1:28.621 (2)	88.55	0.068	09:48:35.332	
6 -	24.016	145.2	30.233	38.796	145.8	1:33.045	84.34	4.492	09:50:08.377	

P2		19		Joe TALBOT		Honda - JR Performance Racing				
IDEAL LAP TIME : 1:28.738		BEST LAP TIME : 1:28.818		DIFFERENCE : 0.080						
LAP	SECTOR 1		SECTOR 2		SECTOR 3		LAP TIME	MPH	DIFF	TIME OF DAY
1 -	25.512	144.3	31.730	37.615	145.2	1:34.857	82.73	6.039	09:42:36.026	
2 -	22.887	160.5	28.885	37.248	145.5	1:29.020 (2)	88.16	0.202	09:44:05.046	
3 -	22.854	160.9	28.813	37.466	147.8	1:29.133 (3)	88.04	0.315	09:45:34.179	
4 -	22.818	159.4	28.739	37.964	146.8	1:29.521	87.66	0.703	09:47:03.700	
5 -	26.252	97.1	30.416	42.098	147.4	1:38.766	79.46	9.948	09:48:42.466	
6 -	22.751	158.2	28.754	37.313	150.1	1:28.818 (1)	88.36		09:50:11.284	

P3		54		Tim NEAVE		Honda - Marvel HCL Motorsport				
IDEAL LAP TIME : 1:28.722		BEST LAP TIME : 1:28.878		DIFFERENCE : 0.156						
LAP	SECTOR 1		SECTOR 2		SECTOR 3		LAP TIME	MPH	DIFF	TIME OF DAY
1 -	23.797	148.7	30.008	38.079	147.1	1:31.884	85.41	3.006	09:42:18.632	
2 -	23.183	150.8	29.497	38.182	147.4	1:30.862	86.37	1.984	09:43:49.494	
3 -	22.819	159.4	28.919	37.354	147.4	1:29.092 (2)	88.08	0.214	09:45:18.586	
4 -	22.520	160.1	30.126	38.121	147.8	1:30.767 (3)	86.46	1.889	09:46:49.353	
5 -	22.589	160.1	28.848	37.441	147.4	1:28.878 (1)	88.30		09:48:18.231	
6 -	22.949	160.5	30.148	38.426	149.4	1:31.523	85.74	2.645	09:49:49.754	
7 -	23.206	153.9	29.846	39.676	144.9	1:32.728	84.63	3.850	09:51:22.482	

P4		3		Billy McCONNELL		Honda - C&L Fairburn Properties Jackson Racing				
IDEAL LAP TIME : 1:29.021		BEST LAP TIME : 1:29.200		DIFFERENCE : 0.179						
LAP	SECTOR 1		SECTOR 2		SECTOR 3		LAP TIME	MPH	DIFF	TIME OF DAY
1 -	25.460	145.8	30.116	38.728	141.5	1:34.304	83.22	5.104	09:42:52.744	
2 -	23.209	153.5	29.127	37.931	142.7	1:30.267	86.94	1.067	09:44:23.011	
3 -	22.965	156.0	28.807	37.960	143.3	1:29.732 (3)	87.46	0.532	09:45:52.743	
4 -	22.964	155.7	28.880	37.581	143.0	1:29.425 (2)	87.76	0.225	09:47:22.168	
5 -	23.066	156.0	28.685	37.449	144.3	1:29.200 (1)	87.98		09:48:51.368	
6 -	22.887	156.7	28.963	38.169	137.5	1:30.019	87.18	0.819	09:50:21.387	

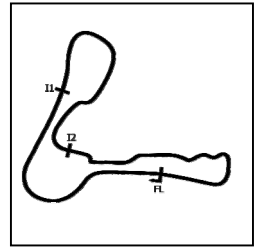
P5		5		Richard KERR		Honda - AMD Motorsport				
IDEAL LAP TIME : 1:29.042		BEST LAP TIME : 1:29.323		DIFFERENCE : 0.281						
LAP	SECTOR 1		SECTOR 2		SECTOR 3		LAP TIME	MPH	DIFF	TIME OF DAY
1 -	23.573	150.1	30.076	38.068	144.6	1:31.717	85.56	2.394	09:42:58.483	
2 -	22.672	157.5	30.205	38.266	143.7	1:31.143	86.10	1.820	09:44:29.626	
3 -	22.895	158.6	28.890	37.577	145.8	1:29.362 (2)	87.82	0.039	09:45:58.988	
4 -	23.235	145.2	30.761	39.310	145.2	1:33.306	84.11	3.983	09:47:32.294	
5 -	22.857	159.4	28.848	37.618	145.5	1:29.323 (1)	87.86		09:49:01.617	
6 -	22.812	157.1	28.793	37.856	144.9	1:29.461 (3)	87.72	0.138	09:50:31.078	

MCRCB BULLETIN TK215

2023 Bennetts British Superbike Championship - Round 8

2023 Pirelli National Superstock with Santander Consumer Finance

WARM UP - SECTOR ANALYSIS



SECTOR 1 = FL to I1, SECTOR 2 = I1 to I2, SECTOR 3 = I2 to FL, DIFF = Difference To Personal Best Lap, P = Crossed Finish Line in Pit Lane, D = Time Disallowed

P6 12		Luke HEDGER		Kawasaki - MAD Racing					
IDEAL LAP TIME : 1:29.401		BEST LAP TIME : 1:29.433		DIFFERENCE : 0.032					
LAP	SECTOR 1	SECTOR 2	SECTOR 3	LAP TIME	MPH	DIFF	TIME OF DAY		
1 -	23.731	154.6	29.419	38.654	141.2	1:31.804	85.48	2.371	09:41:59.813
2 -	23.199	156.7	28.983	38.259	143.7	1:30.441	86.77	1.008	09:43:30.254
3 -	23.069	157.9	28.940	38.052	144.0	1:30.061 (3)	87.14	0.628	09:45:00.315
4 -	22.944	156.7	28.752	37.911	144.6	1:29.607 (2)	87.58	0.174	09:46:29.922
5 -	22.850	157.9	28.784	37.799	144.0	1:29.433 (1)	87.75		09:47:59.355
6 -	OUTLAP				138.0	2:26.662	53.51	57.229	09:50:26.017

P7 34		Alastair SEELEY		BMW - SYNETIQ BMW Motorrad					
IDEAL LAP TIME : 1:29.343		BEST LAP TIME : 1:29.453		DIFFERENCE : 0.110					
LAP	SECTOR 1	SECTOR 2	SECTOR 3	LAP TIME	MPH	DIFF	TIME OF DAY		
1 -	OUTLAP	144.6	30.829	39.074	148.1	1:39.833	78.61	10.380	09:41:45.365
2 -	22.783	158.6	29.194	37.740	149.1	1:29.717 (3)	87.47	0.264	09:43:15.082
3 -	22.992	159.0	29.120	37.791	148.1	1:29.903	87.29	0.450	09:44:44.985
4 -	22.687	159.7	29.018	37.767	148.1	1:29.472 (2)	87.71	0.019	09:46:14.457
5 -	22.797	159.7	28.977	37.679	148.7	1:29.453 (1)	87.73		09:47:43.910
6 -	22.760	160.5	29.122	38.015	148.7	1:29.897	87.30	0.444	09:49:13.807
7 -	22.711	159.0	29.102	41.832	146.8	1:33.645	83.80	4.192	09:50:47.452

P8 23		David ALLINGHAM		Honda - SMS Racing					
IDEAL LAP TIME : 1:29.331		BEST LAP TIME : 1:29.491		DIFFERENCE : 0.160					
LAP	SECTOR 1	SECTOR 2	SECTOR 3	LAP TIME	MPH	DIFF	TIME OF DAY		
1 -	OUTLAP	156.7	30.087	38.447	146.5	1:35.893	81.84	6.402	09:43:04.963
2 -	22.961	159.7	28.993	39.126	145.5	1:31.080 D	86.16	1.589	09:44:36.043
3 -	22.854	160.9	28.958	37.814	146.5	1:29.626 (2)	87.56	0.135	09:46:05.669
4 -	22.648	161.7	29.085	38.665	146.5	1:30.398	86.81	0.907	09:47:36.067
5 -	22.776	162.0	28.990	37.725	146.2	1:29.491 (1)	87.69		09:49:05.558
6 -	22.858	160.1	29.096	37.815	145.8	1:29.769 (3)	87.42	0.278	09:50:35.327

P9 99		Ben LUXTON		Honda - Ben Luxton Racing					
IDEAL LAP TIME : 1:29.459		BEST LAP TIME : 1:29.547		DIFFERENCE : 0.088					
LAP	SECTOR 1	SECTOR 2	SECTOR 3	LAP TIME	MPH	DIFF	TIME OF DAY		
1 -	23.719	154.6	29.630	39.188	145.5	1:32.537	84.81	2.990	09:42:02.977
2 -	22.869	154.9	29.197	38.097	145.8	1:30.163	87.04	0.616	09:43:33.140
3 -	23.000	157.1	29.104	37.883	145.8	1:29.987 (2)	87.21	0.440	09:45:03.127
4 -	22.957	159.4	28.879	37.711	147.1	1:29.547 (1)	87.64		09:46:32.674
5 -	23.155	154.6	29.809	40.656	145.2	1:33.620	83.82	4.073	09:48:06.294
6 -	23.087	156.4	29.189	39.060	145.2	1:31.336	85.92	1.789	09:49:37.630
7 -	22.977	158.2	29.027	38.071	145.8	1:30.075 (3)	87.12	0.528	09:51:07.705

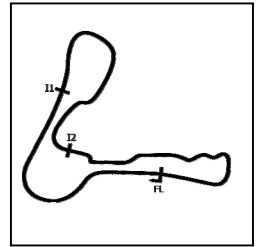
P10 71		Philip CROWE		BMW - Crowe Performance					
IDEAL LAP TIME : 1:29.783		BEST LAP TIME : 1:29.811		DIFFERENCE : 0.028					
LAP	SECTOR 1	SECTOR 2	SECTOR 3	LAP TIME	MPH	DIFF	TIME OF DAY		
1 -	24.020	144.3	31.563	39.345	140.3	1:34.928	82.67	5.117	09:42:26.460
2 -	OUTLAP				139.5	1:48.211	72.52	18.400	09:44:14.671
3 -	23.338	149.4	29.494	37.604	139.5	1:30.436 (2)	86.78	0.625	09:45:45.107
4 -	23.082	149.7	29.177	37.552	140.3	1:29.811 (1)	87.38		09:47:14.918
5 -	23.540	149.7	29.884	39.095	139.8	1:32.519	84.82	2.708	09:48:47.437
6 -	23.369	149.1	29.788	38.656	134.2	1:31.813 (3)	85.47	2.002	09:50:19.250

MCRCB BULLETIN TK215

2023 Bennetts British Superbike Championship - Round 8

2023 Pirelli National Superstock with Santander Consumer Finance

WARM UP - SECTOR ANALYSIS



SECTOR 1 = FL to I1, SECTOR 2 = I1 to I2, SECTOR 3 = I2 to FL, DIFF = Difference To Personal Best Lap, P = Crossed Finish Line in Pit Lane, D = Time Disallowed

P11 8		Lewis ROLLO		Aprilia - IN Competition / Aprilia						
IDEAL LAP TIME : 1:29.720		BEST LAP TIME : 1:29.980		DIFFERENCE : 0.260						
LAP	SECTOR 1		SECTOR 2		SECTOR 3		LAP TIME	MPH	DIFF	TIME OF DAY
1 -	23.575	151.8	30.527		38.801	148.1	1:32.903	84.47	2.923	09:42:26.594
2 -	23.257	150.1	29.425		39.660	142.4	1:32.342	84.98	2.362	09:43:58.936
3 -	23.312	159.7	29.296		37.877	144.9	1:30.485 (3)	86.73	0.505	09:45:29.421
4 -	22.830	157.5	29.013		38.137	146.2	1:29.980 (1)	87.22		09:46:59.401
5 -	22.904	160.1	29.078		38.043	143.0	1:30.025 (2)	87.17	0.045	09:48:29.426
6 -	22.847	160.9	29.248		40.797	143.7	1:32.892	84.48	2.912	09:50:02.318

P12 59		Matt TRUELOVE		Honda - TAG Racing						
IDEAL LAP TIME : 1:30.034		BEST LAP TIME : 1:30.034		DIFFERENCE : 0.000						
LAP	SECTOR 1		SECTOR 2		SECTOR 3		LAP TIME	MPH	DIFF	TIME OF DAY
1 -	23.905	154.9	29.702		39.273	144.9	1:32.880	84.49	2.846	09:42:03.453
2 -	23.204	152.8	29.302		38.234	143.7	1:30.740 (2)	86.48	0.706	09:43:34.193
3 -	22.960	158.2	28.907		38.167	143.3	1:30.034 (1)	87.16		09:45:04.227
4 -	OUTLAP					142.7	2:21.313	55.53	51.279	09:47:25.540
5 -	23.164	157.9	29.314		38.387	143.3	1:30.865 (3)	86.37	0.831	09:48:56.405
6 -	23.252	156.7	29.331		38.448	143.0	1:31.031	86.21	0.997	09:50:27.436

P13 51		Brayden ELLIOTT		Kawasaki - DAO Racing						
IDEAL LAP TIME : 1:30.054		BEST LAP TIME : 1:30.054		DIFFERENCE : 0.000						
LAP	SECTOR 1		SECTOR 2		SECTOR 3		LAP TIME	MPH	DIFF	TIME OF DAY
1 -	23.377	152.8	29.742		38.642	143.3	1:31.761	85.52	1.707	09:42:28.570
2 -	23.255	153.9	29.405		38.487	143.3	1:31.147 (3)	86.10	1.093	09:43:59.717
3 -	23.888	150.8	29.338		38.188	143.0	1:31.414	85.85	1.360	09:45:31.131
4 -	22.905	154.9	29.021		38.128	144.6	1:30.054 (1)	87.14		09:47:01.185
5 -	23.055	146.2	29.317		38.440	143.3	1:30.812 (2)	86.42	0.758	09:48:31.997
6 -	23.000	156.7	29.395		45.215	141.5	1:37.610	80.40	7.556	09:50:09.607

P14 55		Ash BEECH		Honda - Jones Dorling Racing						
IDEAL LAP TIME : 1:29.826		BEST LAP TIME : 1:30.069		DIFFERENCE : 0.243						
LAP	SECTOR 1		SECTOR 2		SECTOR 3		LAP TIME	MPH	DIFF	TIME OF DAY
1 -	27.357	120.2	34.757		41.056	142.7	1:43.170	76.06	13.101	09:42:30.968
2 -	23.393	155.7	29.715		38.277	143.3	1:31.385 (3)	85.87	1.316	09:44:02.353
3 -	23.108	157.1	29.296		38.308	142.7	1:30.712 (2)	86.51	0.643	09:45:33.065
4 -	23.170	155.7	29.101		39.359	145.5	1:31.630	85.64	1.561	09:47:04.695
5 -	22.910	157.1	29.078		44.457	143.7	1:36.445	81.37	6.376	09:48:41.140
6 -	23.032	156.0	29.199		37.838	145.2	1:30.069 (1)	87.13		09:50:11.209

P15 11		Simon REID		Honda - C&L Fairburn Properties Jackson Racing						
IDEAL LAP TIME : 1:30.254		BEST LAP TIME : 1:30.372		DIFFERENCE : 0.118						
LAP	SECTOR 1		SECTOR 2		SECTOR 3		LAP TIME	MPH	DIFF	TIME OF DAY
1 -	24.050	144.6	30.370		38.744	142.7	1:33.164	84.23	2.792	09:42:15.468
2 -	23.492	154.6	29.417		37.966	143.7	1:30.875 (3)	86.36	0.503	09:43:46.343
3 -	23.283	153.9	29.375		38.211	143.7	1:30.869 (2)	86.36	0.497	09:45:17.212
4 -	23.540	153.9	30.154		38.766	145.5	1:32.460	84.88	2.088	09:46:49.672
5 -	23.097	155.7	29.493		37.782	144.0	1:30.372 (1)	86.84		09:48:20.044
6 -	25.976	136.3	33.189		49.190	129.0	1:48.355	72.42	17.983	09:50:08.399

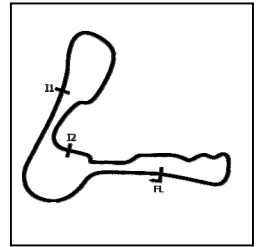
P16 45		Scott SWANN		Yamaha - Swann Racing						
IDEAL LAP TIME : 1:30.354		BEST LAP TIME : 1:30.568		DIFFERENCE : 0.214						
LAP	SECTOR 1		SECTOR 2		SECTOR 3		LAP TIME	MPH	DIFF	TIME OF DAY
1 -	24.843	150.8	30.487		40.308	142.1	1:35.638	82.06	5.070	09:42:23.889
2 -	24.132	153.5	29.296		38.426	141.8	1:31.854	85.44	1.286	09:43:55.743
3 -	23.409	154.6	29.397		38.153	142.1	1:30.959 (3)	86.28	0.391	09:45:26.702
4 -	23.322	156.4	29.105		38.141	141.8	1:30.568 (1)	86.65		09:46:57.270
5 -	23.177	154.9	29.036		38.448	143.3	1:30.661 (2)	86.56	0.093	09:48:27.931
6 -	23.266	151.1	29.914		39.256	139.5	1:32.436	84.90	1.868	09:50:00.367

MCRCB BULLETIN TK215

2023 Bennetts British Superbike Championship - Round 8

2023 Pirelli National Superstock with Santander Consumer Finance

WARM UP - SECTOR ANALYSIS



SECTOR 1 = FL to I1, SECTOR 2 = I1 to I2, SECTOR 3 = I2 to FL, DIFF = Difference To Personal Best Lap, P = Crossed Finish Line in Pit Lane, D = Time Disallowed

P17 18		Shaun WINFIELD			Honda - TAG Racing		
IDEAL LAP TIME : 1:30.660		BEST LAP TIME : 1:30.674			DIFFERENCE : 0.014		
LAP	SECTOR 1	SECTOR 2	SECTOR 3	LAP TIME	MPH	DIFF	TIME OF DAY
1 -	23.823 151.8	29.800	38.938	148.4	1:32.561	84.78	1.887 09:42:03.608
2 -	23.145 147.4	30.148	38.932	147.1	1:32.225	85.09	1.551 09:43:35.833
3 -	22.791 151.8	29.519	38.364	148.1	1:30.674 (1)	86.55	09:45:06.507
4 -	23.184 157.5	29.703	38.611	146.2	1:31.498	85.77	0.824 09:46:38.005
5 -	23.087 156.0	29.821	38.467	145.8	1:31.375 (3)	85.88	0.701 09:48:09.380
6 -	22.913 157.9	29.505	38.508	146.2	1:30.926 (2)	86.31	0.252 09:49:40.306
7 -	23.076 157.5	29.609	38.888	145.2	1:31.573	85.70	0.899 09:51:11.879

P18 96		Kieran SMITH			Honda - Corkie Racing		
IDEAL LAP TIME : 1:30.669		BEST LAP TIME : 1:30.844			DIFFERENCE : 0.175		
LAP	SECTOR 1	SECTOR 2	SECTOR 3	LAP TIME	MPH	DIFF	TIME OF DAY
1 -	24.861 147.1	30.705	38.655	143.3	1:34.221	83.29	3.377 09:42:19.788
2 -	23.347 154.2	29.993	38.168	144.3	1:31.508	85.76	0.664 09:43:51.296
3 -	23.154 155.3	29.771	40.492	143.3	1:33.417	84.01	2.573 09:45:24.713
4 -	23.214 154.9	29.596	38.034	144.9	1:30.844 (1)	86.39	09:46:55.557
5 -	23.084 154.6	29.587	38.863	144.0	1:31.534	85.73	0.690 09:48:27.091
6 -	23.176 155.7	29.580	38.293	141.5	1:31.049 (3)	86.19	0.205 09:49:58.140
7 -	23.260 151.1	29.720	38.005	144.0	1:30.985 (2)	86.25	0.141 09:51:29.125

P19 24		Conor CUMMINS			Honda - Milenco by Padgetts Motorcycles		
IDEAL LAP TIME : 1:30.920		BEST LAP TIME : 1:30.920			DIFFERENCE : 0.000		
LAP	SECTOR 1	SECTOR 2	SECTOR 3	LAP TIME	MPH	DIFF	TIME OF DAY
1 -	25.395 134.4	32.014	39.593	142.4	1:37.002	80.90	6.082 09:42:22.166
2 -	23.473 151.1	30.244	38.567	142.7	1:32.284 (3)	85.04	1.364 09:43:54.450
3 -	23.390 154.2	30.036	38.616	143.7	1:32.042 (2)	85.26	1.122 09:45:26.492
4 -	23.477 147.1	30.193	39.286	141.8	1:32.956	84.42	2.036 09:46:59.448
5 -	23.136 155.7	29.558	38.226	144.3	1:30.920 (1)	86.31	09:48:30.368
6 -	23.272 156.0	30.000	39.202	138.6	1:32.474	84.86	1.554 09:50:02.842

P20 31		Sam COX			BMW - Sam Cox Racing with Armada Marine Cables		
IDEAL LAP TIME : 1:30.979		BEST LAP TIME : 1:31.009			DIFFERENCE : 0.030		
LAP	SECTOR 1	SECTOR 2	SECTOR 3	LAP TIME	MPH	DIFF	TIME OF DAY
1 -	23.705 145.5	30.317	38.952	145.5	1:32.974	84.41	1.965 09:42:04.459
2 -	23.055 155.3	30.223	38.807	145.8	1:32.085	85.22	1.076 09:43:36.544
3 -	23.247 135.8	32.053	39.408	144.9	1:34.708	82.86	3.699 09:45:11.252
4 -	22.995 155.7	29.512	38.806	144.9	1:31.313 (2)	85.94	0.304 09:46:42.565
5 -	23.096 157.1	29.510	38.944	144.0	1:31.550	85.72	0.541 09:48:14.115
6 -	23.118 156.7	29.437	38.789	145.2	1:31.344 (3)	85.91	0.335 09:49:45.459
7 -	23.025 155.7	29.419	38.565	144.9	1:31.009 (1)	86.23	09:51:16.468

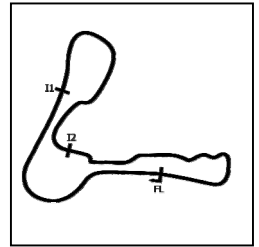
P21 40		Joe FRANCIS			Kawasaki - STAUFF Fluid Power / GR Motosport		
IDEAL LAP TIME : 1:30.909		BEST LAP TIME : 1:31.028			DIFFERENCE : 0.119		
LAP	SECTOR 1	SECTOR 2	SECTOR 3	LAP TIME	MPH	DIFF	TIME OF DAY
1 -	OUTLAP	149.1	31.841	39.104	139.2	1:42.840	76.31 11.812 09:41:43.461
2 -	23.409 153.2	29.471	38.460	140.9	1:31.340	85.92	0.312 09:43:14.801
3 -	23.473 152.5	29.579	38.200	142.1	1:31.252 (3)	86.00	0.224 09:44:46.053
4 -	23.334 153.5	29.508	38.315	141.8	1:31.157 (2)	86.09	0.129 09:46:17.210
5 -	23.478 151.8	29.558	38.407	140.9	1:31.443	85.82	0.415 09:47:48.653
6 -	23.398 153.2	29.527	38.365	141.2	1:31.290	85.96	0.262 09:49:19.943
7 -	23.382 153.2	29.375	38.271	141.5	1:31.028 (1)	86.21	09:50:50.971

MCRCB BULLETIN TK215

2023 Bennetts British Superbike Championship - Round 8

2023 Pirelli National Superstock with Santander Consumer Finance

WARM UP - SECTOR ANALYSIS



SECTOR 1 = FL to I1, SECTOR 2 = I1 to I2, SECTOR 3 = I2 to FL, DIFF = Difference To Personal Best Lap, P = Crossed Finish Line in Pit Lane, D = Time Disallowed

P22 33		Connor THOMSON			Kawasaki - Sound Advice Hearing Racing					
IDEAL LAP TIME : 1:31.101		BEST LAP TIME : 1:31.146			DIFFERENCE : 0.045					
LAP	SECTOR 1		SECTOR 2		SECTOR 3		LAP TIME	MPH	DIFF	TIME OF DAY
1 -	24.068	150.8	30.001	40.067	137.7	1:34.136	83.36	2.990	09:42:02.401	
2 -	23.514	148.1	30.483	38.678	139.2	1:32.675	84.68	1.529	09:43:35.076	
3 -	23.396	152.5	29.250	38.582	139.2	1:31.228 (2)	86.02	0.082	09:45:06.304	
4 -	23.517	153.2	29.891	38.764	140.9	1:32.172	85.14	1.026	09:46:38.476	
5 -	23.430	152.8	29.420	38.867	140.1	1:31.717	85.56	0.571	09:48:10.193	
6 -	23.412	152.8	29.362	38.510	140.3	1:31.284 (3)	85.97	0.138	09:49:41.477	
7 -	23.364	152.5	29.295	38.487	140.3	1:31.146 (1)	86.10		09:51:12.623	

P23 25		Jorel BOERBOOM			Kawasaki - G&S Racing					
IDEAL LAP TIME : 1:31.279		BEST LAP TIME : 1:31.335			DIFFERENCE : 0.056					
LAP	SECTOR 1		SECTOR 2		SECTOR 3		LAP TIME	MPH	DIFF	TIME OF DAY
1 -	24.027	148.4	30.113	39.004	142.1	1:33.144	84.25	1.809	09:42:04.024	
2 -	23.487	150.8	29.721	39.008	142.4	1:32.216	85.10	0.881	09:43:36.240	
3 -	23.365	152.8	29.892	38.758	140.3	1:32.015	85.29	0.680	09:45:08.255	
4 -	23.332	155.7	29.483	38.520	141.5	1:31.335 (1)	85.92		09:46:39.590	
5 -	23.467	154.2	29.558	39.421	140.9	1:32.446	84.89	1.111	09:48:12.036	
6 -	23.460	155.7	29.427	38.688	141.5	1:31.575 (2)	85.70	0.240	09:49:43.611	
7 -	23.444	155.7	29.453	38.727	141.2	1:31.624 (3)	85.65	0.289	09:51:15.235	

P24 90		Rory PARKER			Suzuki - RP Racing					
IDEAL LAP TIME : 1:31.662		BEST LAP TIME : 1:31.662			DIFFERENCE : 0.000					
LAP	SECTOR 1		SECTOR 2		SECTOR 3		LAP TIME	MPH	DIFF	TIME OF DAY
1 -	24.914	149.7	31.286	39.992	139.8	1:36.192	81.58	4.530	09:42:22.903	
2 -	23.681	152.5	29.982	39.006	140.3	1:32.669	84.68	1.007	09:43:55.572	
3 -	23.445	152.8	29.982	39.165	140.9	1:32.592	84.75	0.930	09:45:28.164	
4 -	23.334	153.5	29.739	39.051	142.4	1:32.124 (2)	85.19	0.462	09:47:00.288	
5 -	23.275	154.2	29.524	38.863	140.3	1:31.662 (1)	85.61		09:48:31.950	
6 -	23.562	155.3	29.767	38.999	140.3	1:32.328 (3)	85.00	0.666	09:50:04.278	

P25 57		Richard WHITE			BMW - Trackdudes powered by Hilltop Motorcycles					
IDEAL LAP TIME : 1:31.336		BEST LAP TIME : 1:31.664			DIFFERENCE : 0.328					
LAP	SECTOR 1		SECTOR 2		SECTOR 3		LAP TIME	MPH	DIFF	TIME OF DAY
1 -	23.718	137.7	30.922	39.315	145.5	1:33.955	83.53	2.291	09:42:05.728	
2 -	23.243	152.8	29.671	38.750	144.3	1:31.664 (1)	85.61		09:43:37.392	
3 -	23.198	149.1	30.210	38.738	146.8	1:32.146	85.16	0.482	09:45:09.538	
4 -	23.208	149.4	29.666	38.799	147.4	1:31.673 (2)	85.60	0.009	09:46:41.211	
5 -	23.389	147.1	30.089	42.925	146.2	1:36.403	81.40	4.739	09:48:17.614	
6 -	23.254	150.8	30.249	38.472	145.2	1:31.975 (3)	85.32	0.311	09:49:49.589	
7 -	23.309	151.4	30.279	39.385	146.5	1:32.973	84.41	1.309	09:51:22.562	

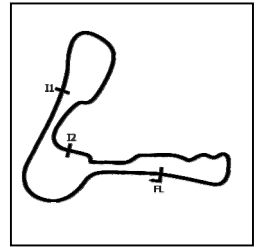
P26 17		Matty WHELAN			Suzuki - Milestone by ATS Racing					
IDEAL LAP TIME : 1:31.817		BEST LAP TIME : 1:31.886			DIFFERENCE : 0.069					
LAP	SECTOR 1		SECTOR 2		SECTOR 3		LAP TIME	MPH	DIFF	TIME OF DAY
1 -	24.267	142.1	30.796	39.726	138.3	1:34.789	82.79	2.903	09:42:18.159	
2 -	23.679	147.8	30.070	39.001	138.6	1:32.750	84.61	0.864	09:43:50.909	
3 -	23.452	152.5	29.624	39.216	138.9	1:32.292 (2)	85.03	0.406	09:45:23.201	
4 -	23.332	150.1	29.663	38.891	138.0	1:31.886 (1)	85.41		09:46:55.087	
5 -	23.395	151.1	29.594	39.601	143.0	1:32.590 (3)	84.76	0.704	09:48:27.677	
6 -	23.443	146.8	30.186	39.470	141.2	1:33.099	84.29	1.213	09:50:00.776	

MCRCB BULLETIN TK215

2023 Bennetts British Superbike Championship - Round 8

2023 Pirelli National Superstock with Santander Consumer Finance

WARM UP - SECTOR ANALYSIS



SECTOR 1 = FL to I1, SECTOR 2 = I1 to I2, SECTOR 3 = I2 to FL, DIFF = Difference To Personal Best Lap, P = Crossed Finish Line in Pit Lane, D = Time Disallowed

P27 27		Max SYMONDS		Yamaha - Symonds Racing			
IDEAL LAP TIME : 1:32.092		BEST LAP TIME : 1:32.092		DIFFERENCE : 0.000			
LAP	SECTOR 1	SECTOR 2	SECTOR 3	LAP TIME	MPH	DIFF	TIME OF DAY
1 -	23.853 146.2	30.299	40.316 139.2	1:34.468	83.07	2.376	09:42:02.984
2 -	23.602 149.4	30.185	39.047 139.5	1:32.834 (2)	84.53	0.742	09:43:35.818
3 -	23.491 148.7	30.384	39.197 140.3	1:33.072	84.32	0.980	09:45:08.890
4 -	23.335 151.8	29.830	38.927 139.5	1:32.092 (1)	85.21		09:46:40.982
5 -	23.461 150.4	30.093	53.064 138.9	1:46.618	73.60	14.526	09:48:27.600
6 -	23.367 153.9	29.968	39.713 141.2	1:33.048 (3)	84.34	0.956	09:50:00.648

P28 80		Callum BEY		Suzuki - FilterLogic by EightZero Racing			
IDEAL LAP TIME : 1:32.479		BEST LAP TIME : 1:32.499		DIFFERENCE : 0.020			
LAP	SECTOR 1	SECTOR 2	SECTOR 3	LAP TIME	MPH	DIFF	TIME OF DAY
1 -	25.287 145.8	31.698	40.512 138.3	1:37.497	80.49	4.998	09:42:56.944
2 -	23.906 150.4	30.437	39.247 141.5	1:33.590	83.85	1.091	09:44:30.534
3 -	23.699 150.8	29.858	39.313 140.3	1:32.870 (3)	84.50	0.371	09:46:03.404
4 -	23.769 150.4	29.962	39.562 141.8	1:33.293	84.12	0.794	09:47:36.697
5 -	23.573 153.9	29.681	39.367 140.6	1:32.621 (2)	84.73	0.122	09:49:09.318
6 -	23.561 150.4	29.701	39.237 140.6	1:32.499 (1)	84.84		09:50:41.817

P29 26		Joe MOORE		Suzuki - Clearline Racing			
IDEAL LAP TIME : 1:32.947		BEST LAP TIME : 1:33.193		DIFFERENCE : 0.246			
LAP	SECTOR 1	SECTOR 2	SECTOR 3	LAP TIME	MPH	DIFF	TIME OF DAY
1 -	24.021 149.4	30.295	39.578 138.3	1:33.894	83.58	0.701	09:42:09.414
2 -	23.969 148.4	30.552	39.267 138.3	1:33.788	83.67	0.595	09:43:43.202
3 -	23.996 149.7	30.279	39.195 138.9	1:33.470	83.96	0.277	09:45:16.672
4 -	24.040 148.4	31.153	39.177 139.8	1:34.370	83.16	1.177	09:46:51.042
5 -	23.872 151.4	30.329	39.247 137.2	1:33.448 (3)	83.98	0.255	09:48:24.490
6 -	23.829 151.4	30.017	39.347 138.9	1:33.193 (1)	84.21		09:49:57.683
7 -	23.753 145.8	30.263	39.270 138.9	1:33.286 (2)	84.12	0.093	09:51:30.969

P30 66		Morgan McLAREN-WOOD		Kawasaki - Team SBR Kawasaki			
IDEAL LAP TIME :		BEST LAP TIME : 1:35.541		DIFFERENCE :			
LAP	SECTOR 1	SECTOR 2	SECTOR 3	LAP TIME	MPH	DIFF	TIME OF DAY
1 -				1:36.759	81.10	1.218	09:42:23.653
2 -				1:35.736 (3)	81.97	0.195	09:43:59.389
3 -				1:35.606 (2)	82.08	0.065	09:45:34.995
4 -				1:35.541 (1)	82.14		09:47:10.536
5 -				1:37.396	80.57	1.855	09:48:47.932
6 -				1:36.523	81.30	0.982	09:50:24.455

MCRCB BULLETIN TK216

2023 Bennetts British Superbike Championship - Round 8

2023 Pirelli National Superstock with Santander Consumer Finance

WARM UP - BEST SECTORS

SECTOR 1			SECTOR 2			SECTOR 3			IDEAL / BEST COMPARISON						
POS	NO	NAME	TIME	NO	NAME	TIME	NO	NAME	TIME	POS	NO	NAME	IDEAL	BEST	DIFF
													PERFECT LAP	1:28.398	
1	54	NEAVE	22.520	4	LINFOOT	28.630	19	TALBOT	37.248	1	4	LINFOOT	1:28.529	1:28.553	0.024
2	4	LINFOOT	22.603	3	McCONNELL	28.685	4	LINFOOT	37.296	2	54	NEAVE	1:28.722	1:28.878	0.156
3	23	ALLINGHAM	22.648	19	TALBOT	28.739	54	NEAVE	37.354	3	19	TALBOT	1:28.738	1:28.818	0.080
4	5	KERR	22.672	12	HEDGER	28.752	3	McCONNELL	37.449	4	3	McCONNELL	1:29.021	1:29.200	0.179
5	34	SEELEY	22.687	5	KERR	28.793	71	CROWE	37.552	5	5	KERR	1:29.042	1:29.323	0.281
6	19	TALBOT	22.751	54	NEAVE	28.848	5	KERR	37.577	6	23	ALLINGHAM	1:29.331	1:29.491	0.160
7	18	WINFIELD	22.791	99	LUXTON	28.879	34	SEELEY	37.679	7	34	SEELEY	1:29.343	1:29.453	0.110
8	8	ROLLO	22.830	59	TRUELOVE	28.907	99	LUXTON	37.711	8	12	HEDGER	1:29.401	1:29.433	0.032
9	12	HEDGER	22.850	23	ALLINGHAM	28.958	23	ALLINGHAM	37.725	9	99	LUXTON	1:29.459	1:29.547	0.088
10	99	LUXTON	22.869	34	SEELEY	28.977	11	REID	37.782	10	8	ROLLO	1:29.720	1:29.980	0.260
11	3	McCONNELL	22.887	8	ROLLO	29.013	12	HEDGER	37.799	11	71	CROWE	1:29.783	1:29.811	0.028
12	51	ELLIOTT	22.905	51	ELLIOTT	29.021	55	BEECH	37.838	12	55	BEECH	1:29.826	1:30.069	0.243
13	55	BEECH	22.910	45	SWANN	29.036	8	ROLLO	37.877	13	59	TRUELOVE	1:30.034	1:30.034	0.000
14	59	TRUELOVE	22.960	55	BEECH	29.078	96	SMITH	38.005	14	51	ELLIOTT	1:30.054	1:30.054	0.000
15	31	COX	22.995	71	CROWE	29.177	51	ELLIOTT	38.128	15	11	REID	1:30.254	1:30.372	0.118
16	71	CROWE	23.054	33	THOMSON	29.250	45	SWANN	38.141	16	45	SWANN	1:30.354	1:30.568	0.214
17	96	SMITH	23.084	11	REID	29.375	59	TRUELOVE	38.167	17	18	WINFIELD	1:30.660	1:30.674	0.014
18	11	REID	23.097	40	FRANCIS	29.375	40	FRANCIS	38.200	18	96	SMITH	1:30.669	1:30.844	0.175
19	24	CUMMINS	23.136	31	COX	29.419	24	CUMMINS	38.226	19	40	FRANCIS	1:30.909	1:31.028	0.119
20	45	SWANN	23.177	25	BOERBOOM	29.427	18	WINFIELD	38.364	20	24	CUMMINS	1:30.920	1:30.920	0.000
21	57	WHITE	23.198	18	WINFIELD	29.505	57	WHITE	38.472	21	31	COX	1:30.979	1:31.009	0.030
22	90	PARKER	23.275	90	PARKER	29.524	33	THOMSON	38.487	22	33	THOMSON	1:31.101	1:31.146	0.045
23	25	BOERBOOM	23.332	24	CUMMINS	29.558	25	BOERBOOM	38.520	23	25	BOERBOOM	1:31.279	1:31.335	0.056
24	17	WHELAN	23.332	96	SMITH	29.580	31	COX	38.565	24	57	WHITE	1:31.336	1:31.664	0.328
25	40	FRANCIS	23.334	17	WHELAN	29.594	90	PARKER	38.863	25	90	PARKER	1:31.662	1:31.662	0.000
26	27	SYMONDS	23.335	57	WHITE	29.666	17	WHELAN	38.891	26	17	WHELAN	1:31.817	1:31.886	0.069
27	33	THOMSON	23.364	80	BEY	29.681	27	SYMONDS	38.927	27	27	SYMONDS	1:32.092	1:32.092	0.000
28	80	BEY	23.561	27	SYMONDS	29.830	26	MOORE	39.177	28	80	BEY	1:32.479	1:32.499	0.020
29	26	MOORE	23.753	26	MOORE	30.017	80	BEY	39.237	29	26	MOORE	1:32.947	1:33.193	0.246
30										30	66	McLAREN-WOOD		1:35.541	

MCRCB BULLETIN TK217**2023 Bennetts British Superbike Championship - Round 8****2023 Pirelli National Superstock with Santander Consumer Finance****WARM UP - BEST SPEEDS**

POS	INTERMEDIATE 1			INTERMEDIATE 2			FINISH LINE		
	NO	NAME	MPH	NO	NAME	MPH	NO	NAME	MPH
1	23	ALLINGHAM	162.0				19	TALBOT	150.1
2	4	LINFOOT	160.9				54	NEAVE	149.4
3	19	TALBOT	160.9				34	SEELEY	149.1
4	8	ROLLO	160.9				18	WINFIELD	148.4
5	54	NEAVE	160.5				8	ROLLO	148.1
6	34	SEELEY	160.5				57	WHITE	147.4
7	12	HEDGER	159.7				99	LUXTON	147.1
8	5	KERR	159.4				4	LINFOOT	146.8
9	99	LUXTON	159.4				23	ALLINGHAM	146.5
10	59	TRUELOVE	158.2				5	KERR	145.8
11	18	WINFIELD	157.9				31	COX	145.8
12	55	BEECH	157.1				55	BEECH	145.5
13	31	COX	157.1				11	REID	145.5
14	3	McCONNELL	156.7				59	TRUELOVE	144.9
15	51	ELLIOTT	156.7				96	SMITH	144.9
16	45	SWANN	156.4				12	HEDGER	144.6
17	24	CUMMINS	156.0				51	ELLIOTT	144.6
18	11	REID	155.7				3	McCONNELL	144.3
19	96	SMITH	155.7				24	CUMMINS	144.3
20	25	BOERBOOM	155.7				45	SWANN	143.3
21	90	PARKER	155.3				17	WHELAN	143.0
22	27	SYMONDS	153.9				25	BOERBOOM	142.4
23	80	BEY	153.9				90	PARKER	142.4
24	40	FRANCIS	153.5				40	FRANCIS	142.1
25	33	THOMSON	153.2				80	BEY	141.8
26	57	WHITE	152.8				27	SYMONDS	141.2
27	17	WHELAN	152.5				33	THOMSON	140.9
28	71	CROWE	151.8				71	CROWE	140.3
29	26	MOORE	151.4				26	MOORE	139.8
30									

MCRCB BULLETIN TK218

2023 Bennetts British Superbike Championship - Round 8

2023 Pirelli National Superstock with Santander Consumer Finance

WARM UP - STATISTICS

Competitors Started	30
Planned Start	2023-08-28 @ 09:40:00.000
Actual Start	2023-08-28 @ 09:40:00.620
Finish Time	2023-08-28 @ 09:50:00.366
Track Length	2.1800mi.
Total Laps	191
Total Distance Covered	416.3835mi.

Session Fastest Lap History

NO	NAME	LAP TIME	TIME OF DAY	LAP	VEHICLE
12	Luke HEDGER	1:31.804	09:41:59.813	1	Kawasaki
51	Brayden ELLIOTT	1:31.761	09:42:28.570	1	Kawasaki
5	Richard KERR	1:31.717	09:42:58.483	1	Honda
40	Joe FRANCIS	1:31.340	09:43:14.801	2	Kawasaki
34	Alastair SEELEY	1:29.717	09:43:15.082	2	BMW
19	Joe TALBOT	1:29.020	09:44:05.046	2	Honda
4	Dan LINFOOT	1:28.553	09:45:36.115	3	Honda

Flag History

TYPE	TIME OF DAY
GREEN	09:40:00.620
FINISH	09:50:00.366

Flag Statistics

TYPE	COUNT	TOTAL LAPS	TOTAL TIME
Green	1	7	13:44.219
Red	0	0	0.000
Safety Car	0	0	0.000
FCY	0	0	0.000

MCRCB BULLETIN TK219

2023 Bennetts British Superbike Championship - Round 8

2023 Pirelli National Superstock with Santander Consumer Finance

WARM UP - SESSION NOTES

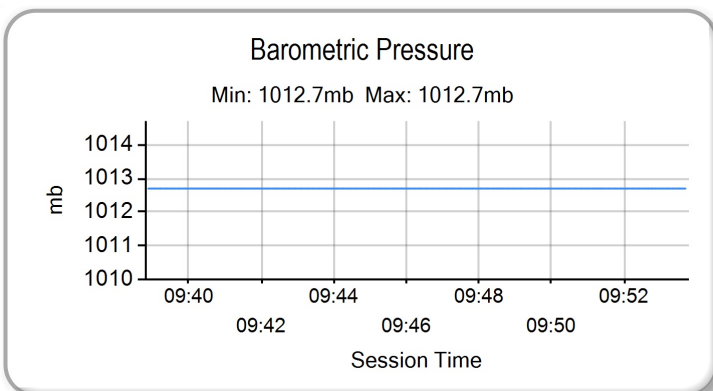
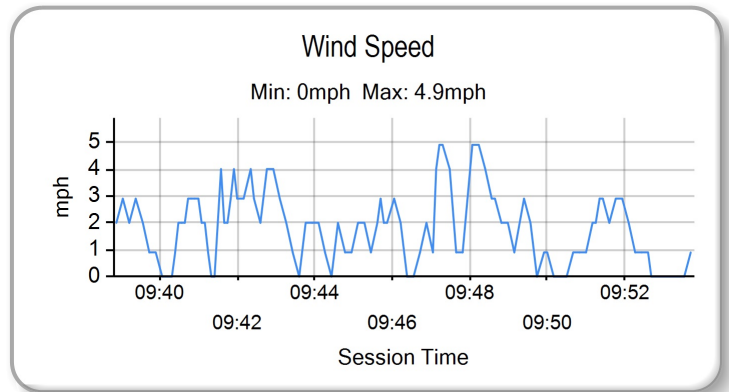
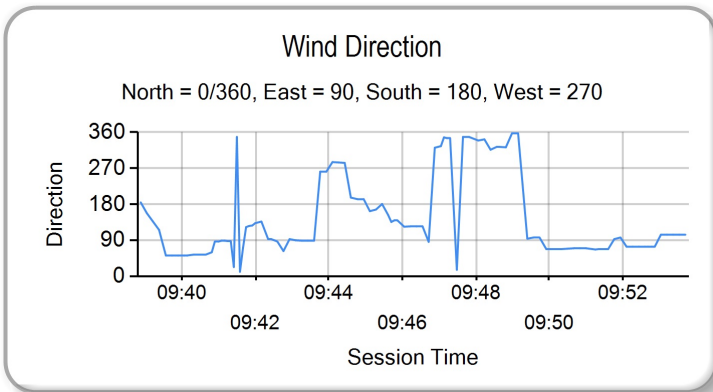
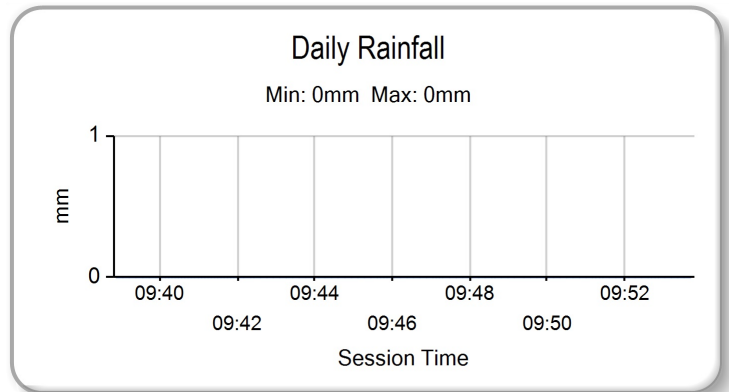
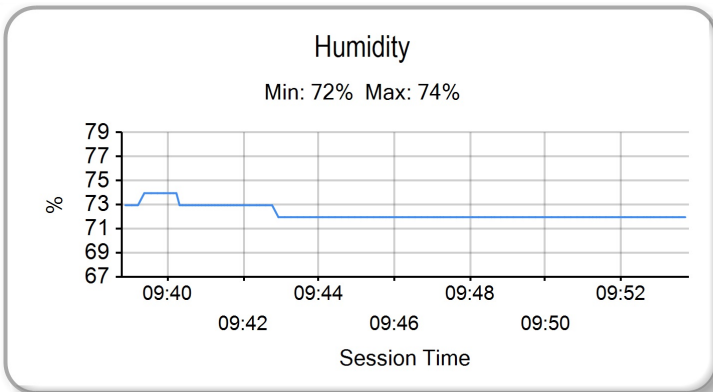
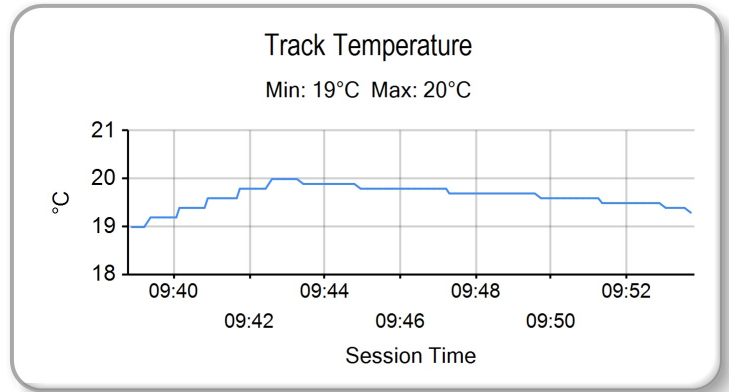
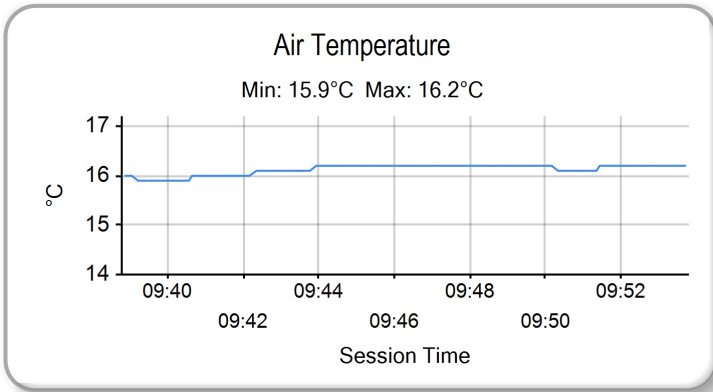
TIME	MESSAGE
09:43:15	#66 - NO WORKING TRANSPONDER
09:44:33	NO.23 - COURSE CUT T9/10 - LAP TIME CANCELLED

MCRCB BULLETIN TK220

2023 Bennetts British Superbike Championship - Round 8

2023 Pirelli National Superstock with Santander Consumer Finance

WARM UP - WEATHER CONDITIONS





ROW 10	28	80	Callum BEY	1:32.249	29	26	Joe MOORE	1:32.696	30	66	Morgan McLAREN-WOOD
ROW 9	25	57	Richard WHITE	1:31.287	26	27	Max SYMONDS	1:31.327	27	90	Rory PARKER
ROW 8	22	33	Connor THOMSON	1:30.881	23	96	Kieran SMITH	1:31.017	24	31	Sam COX
ROW 7	19	24	Conor CUMMINS	1:30.262	20	25	Jorel BOERBOOM	1:30.692	21	17	Matty WHELAN
ROW 6	16	45	Scott SWANN	1:29.732	17	71	Philip CROWE	1:29.748	18	59	Matt TRUELOVE
ROW 5	13	40	Joe FRANCIS	1:29.446	14	51	Brayden ELLIOTT	1:29.524	15	12	Luke HEDGER
ROW 4	10	99	Ben LUXTON	1:28.978	11	11	Simon REID	1:29.435	12	18	Shaun WINFIELD
ROW 3	7	4	Dan LINFOOT	1:28.704	8	8	Lewis ROLLO	1:28.849	9	23	David ALLINGHAM
ROW 2	4	55	Ash BEECH	1:28.567	5	19	Joe TALBOT	1:28.615	6	34	Alastair SEELEY
ROW 1	1	3	Billy McCONNELL	1:27.965	2	5	Richard KERR	1:28.191	3	54	Tim NEAVE
Pole											

#39 - Withdrawn

Cadwell Park: 2.1800 miles

These results are provisional until the conclusion of any judicial and technical matters.

Race Director : Stuart Higgs <i>S. Higgs</i>	Stewards :	Timekeeper : Richard Evans <i>R. EVANS</i>
<small>Digitally Approved at 10:25 Monday, 28 August 2023</small>		<small>Digitally Approved at 10:25 Monday, 28 August 2023</small>

Results can be found at www.britishsuperbike.com

Printed - 10:18 Monday, 28 August 2023



RACE - CLASSIFICATION

POS	NO	NAME	NAT	ENTRY	LAPS	TIME	GAP	DIFF	MPH	BEST	ON
1	54	Tim NEAVE	GBR	Honda - Marvel HCL Motorsport	15	22:17.195			88.03	1:28.472	2
2	4	Dan LINFOOT	GBR	Honda - Optimum Bikes Racing Ltd	15	22:18.952	1.757	1.757	87.92	1:28.340	8
3	34	Alastair SEELEY	GBR	BMW - SYNETIQ BMW Motorrad	15	22:22.565	5.370	3.613	87.68	1:28.673	5
4	3	Billy McCONNELL	AUS	Honda - C&L Fairburn Properties Jackson Racing	15	22:25.220	8.025	2.655	87.51	1:28.333	14
5	8	Lewis ROLLO	GBR	Aprilia - IN Competition / Aprilia	15	22:26.178	8.983	0.958	87.44	1:28.815	5
6	99	Ben LUXTON	GBR	Honda - Ben Luxton Racing	15	22:26.355	9.160	0.177	87.43	1:28.928	8
7	23	David ALLINGHAM	GBR	Honda - SMS Racing	15	22:26.595	9.400	0.240	87.42	1:28.819	4
8	12	Luke HEDGER	GBR	Kawasaki - MAD Racing	15	22:34.952	17.757	8.357	86.88	1:29.155	5
9	51	Brayden ELLIOTT	AUS	Kawasaki - DAO Racing	15	22:35.815	18.620	0.863	86.82	1:29.398	12
10	5	Richard KERR	IRL	Honda - AMD Motorsport	15	22:37.100	19.905	1.285	86.74	1:28.737	4
11	11	Simon REID	GBR	Honda - C&L Fairburn Properties Jackson Racing	15	22:38.797	21.602	1.697	86.63	1:29.689	2
12	18	Shaun WINFIELD	GBR	Honda - TAG Racing	15	22:43.895	26.700	5.098	86.31	1:29.663	6
13	59	Matt TRUELOVE	GBR	Honda - TAG Racing	15	22:43.988	26.793	0.093	86.30	1:29.604	3
14	45	Scott SWANN	GBR	Yamaha - Swann Racing	15	22:49.497	32.302	5.509	85.95	1:30.030	14
15	96	Kieran SMITH	GBR	Honda - Corkie Racing	15	22:52.117	34.922	2.620	85.79	1:30.300	5
16	24	Conor CUMMINS	GBR	Honda - Milenco by Padgetts Motorcycles	15	22:53.625	36.430	1.508	85.70	1:30.786	14
17	25	Jorel BOERBOOM	NLD	Kawasaki - G&S Racing	15	22:55.397	38.202	1.772	85.59	1:30.350	9
18	31	Sam COX	GBR	BMW - Sam Cox Racing with Armada Marine Cable	15	22:57.468	40.273	2.071	85.46	1:30.533	5
19	27	Max SYMONDS	GBR	Yamaha - Symonds Racing	15	23:02.780	45.585	5.312	85.13	1:31.016	6
20	33	Connor THOMSON	GBR	Kawasaki - Sound Advice Hearing Racing	15	23:02.893	45.698	0.113	85.12	1:30.801	15
21	17	Matty WHELAN	GBR	Suzuki - Milestone by ATS Racing	15	23:05.128	47.933	2.235	84.98	1:30.380	8
22	71	Philip CROWE	GBR	BMW - Crowe Performance	15	23:08.362	51.167	3.234	84.79	1:29.777	3
23	80	Callum BEY	GBR	Suzuki - FilterLogic by EightZero Racing	15	23:17.388	1:00.193	9.026	84.24	1:31.702	6
24	90	Rory PARKER	GBR	Suzuki - RP Racing	15	23:17.863	1:00.668	0.475	84.21	1:31.813	6
25	26	Joe MOORE	GBR	Suzuki - Clearline Racing	15	23:18.131	1:00.936	0.268	84.19	1:31.962	8

NOT CLASSIFIED

DNF	19	Joe TALBOT	GBR	Honda - JR Performance Racing	9	13:23.435	6 Laps	6 Laps	87.91	1:28.174	3
DNF	40	Joe FRANCIS	GBR	Kawasaki - STAUFF Fluid Power / GR Motosport	7	10:47.133	8 Laps	2 Laps	84.89	1:30.672	4
DNF	55	Ash BEECH	GBR	Honda - Jones Dorling Racing	0						
DNF	57	Richard WHITE	GBR	BMW - Trackdudes powered by Hilltop Motorcycles	0						

FASTEST LAP

19	Joe TALBOT	GBR	Honda - JR Performance Racing	3	1:28.174	89.00 mph	143.24 kph
----	------------	-----	-------------------------------	---	----------	-----------	------------

#3 - Ride through equivalent time penalty (10 Seconds) - Unfair contact, causing a crash.
 #17 - Ride through equivalent time penalty (10 Seconds) - Unfair contact, causing a crash.

Weather / Track : Cloudy / Dry

These results are provisional until the conclusion of any judicial and technical matters.

Race Distance: 15 Laps / 32.70 miles

Cadwell Park: 2.1800 miles

Date: 28/08/2023 Start: 14:15 Finish: 14:37

Race Director : Stuart Higgs

Stewards :

Timekeeper : Richard Evans

S. Higgs

R. EVANS

Digitally Approved at 14:47 Monday, 28 August 2023

Digitally Approved at 14:47 Monday, 28 August 2023

Results can be found at www.britishsuperbike.com

Printed - 14:39 Monday, 28 August 2023

2023 Bennetts British Superbike Championship - Round 8

2023 Pirelli National Superstock with Santander Consumer Finance

RACE - LAP CHART

LAP 1 @ 14:16:58.150

Table with columns NO, BEHIND, LAP TIME. Contains 20 rows of rider data for Lap 1.

LAP 2 @ 14:18:26.622

Table with columns NO, BEHIND, LAP TIME. Contains 20 rows of rider data for Lap 2.

LAP 3 @ 14:19:55.246

Table with columns NO, BEHIND, LAP TIME. Contains 2 rows of rider data for Lap 3.

Table with columns NO, BEHIND, LAP TIME. Contains 20 rows of rider data for Lap 4.

LAP 4 @ 14:21:23.748

Table with columns NO, BEHIND, LAP TIME. Contains 20 rows of rider data for Lap 5.

LAP 5 @ 14:22:52.318

Table with columns NO, BEHIND, LAP TIME. Contains 10 rows of rider data for Lap 6.

Table with columns NO, BEHIND, LAP TIME. Contains 20 rows of rider data for Lap 7.

LAP 6 @ 14:24:21.001

Table with columns NO, BEHIND, LAP TIME. Contains 20 rows of rider data for Lap 8.

LAP 7 @ 14:25:49.877

Table with columns NO, BEHIND, LAP TIME. Contains 20 rows of rider data for Lap 9.

Table with columns NO, BEHIND, LAP TIME. Contains 20 rows of rider data for Lap 10.

LAP 8 @ 14:27:18.609

Table with columns NO, BEHIND, LAP TIME. Contains 20 rows of rider data for Lap 11.

LAP 9 @ 14:28:47.910

Table with columns NO, BEHIND, LAP TIME. Contains 20 rows of rider data for Lap 12.

LAP 10 @ 14:30:16.831

Table with columns NO, BEHIND, LAP TIME. Contains 20 rows of rider data for Lap 13.

LAP 11 @ 14:31:45.677

Table with columns NO, BEHIND, LAP TIME. Contains 20 rows of rider data for Lap 14.

MCRCB BULLETIN TK277

2023 Bennetts British Superbike Championship - Round 8

2023 Pirelli National Superstock with Santander Consumer Finance

RACE - LAP CHART

LAP 12 @ 14:33:14.315		
NO	BEHIND	LAP TIME

3		1:28.538
54	0.607	1:29.245
4	1.878	1:28.915
34	5.053	1:29.122
8	7.909	1:29.347
99	8.577	1:29.521
23	9.273	1:29.096
12	15.021	1:30.074
51	16.234	1:29.398
11	17.823	1:30.266
5	18.216	1:28.885
18	21.028	1:30.317
59	21.578	1:30.912
96	28.982	1:31.047
45	29.281	1:31.025
24	31.301	1:30.943
17	31.829	1:30.987
25	32.313	1:31.034
31	33.279	1:31.065
27	38.207	1:31.672
33	39.848	1:31.266
71	46.451	1:30.230
90	50.691	1:32.619
80	50.817	1:32.634
26	51.022	1:32.597

LAP 13 @ 14:34:43.163		
NO	BEHIND	LAP TIME

3		1:28.848
54	0.550	1:28.791
4	2.062	1:29.032
34	5.332	1:29.127
8	8.441	1:29.380
99	9.072	1:29.343
23	9.601	1:29.176
12	16.214	1:30.041
51	17.274	1:29.888
5	18.771	1:29.403
11	19.230	1:30.255
18	22.970	1:30.790
59	23.393	1:30.663
45	30.817	1:30.384
96	31.429	1:31.295
24	33.455	1:31.002
17	34.058	1:31.077
25	34.512	1:31.047
31	35.676	1:31.245
27	41.143	1:31.784
33	42.405	1:31.405
71	47.942	1:30.339
80	53.968	1:31.999
90	54.559	1:32.716
26	54.627	1:32.453

LAP 14 @ 14:36:11.496		
NO	BEHIND	LAP TIME

3		1:28.333
54	0.918	1:28.701
4	2.843	1:29.114
34	6.165	1:29.166
8	9.599	1:29.491
99	9.870	1:29.131

23	10.401	1:29.133
12	17.763	1:29.882
51	18.775	1:29.834
5	20.060	1:29.622
11	21.205	1:30.308
18	25.681	1:31.044
59	25.860	1:30.800
45	32.514	1:30.030
96	34.050	1:30.954
24	35.908	1:30.786
17	36.617	1:30.892
25	37.133	1:30.954
31	38.553	1:31.210
27	44.311	1:31.501
33	45.285	1:31.213
71	50.500	1:30.891
80	58.310	1:32.675
90	58.745	1:32.519
26	58.806	1:32.512

LAP 15 @ 14:37:39.909		
NO	BEHIND	LAP TIME

3		1:28.413
54	1.975	1:29.470
4	3.732	1:29.302
34	7.345	1:29.593
8	10.958	1:29.772
99	11.135	1:29.678
23	11.375	1:29.387
12	19.732	1:30.382
51	20.595	1:30.233
5	21.880	1:30.233
11	23.577	1:30.785
18	28.675	1:31.407
59	28.768	1:31.321
45	34.277	1:30.176
96	36.897	1:31.260
24	38.405	1:30.910
17	39.908	1:31.704
25	40.177	1:31.457
31	42.248	1:32.108
27	47.560	1:31.662
33	47.673	1:30.801
71	53.142	1:31.055
80	1:02.168	1:32.271
90	1:02.643	1:32.311
26	1:02.911	1:32.518

MCRCB BULLETIN TK278

2023 Bennetts British Superbike Championship - Round 8

2023 Pirelli National Superstock with Santander Consumer Finance

RACE - POSITION CHART

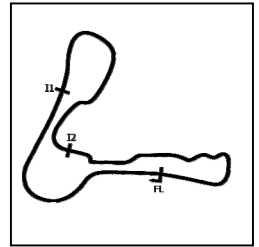
No	Name	Lap															
		Pos	1	2	3	4	5	6	7	8	9	10	11	12	13	14	15
3	McCONNELL	1	54	54	54	54	54	54	19	19	54	54	54	3	3	3	3
5	KERR	2	3	3	3	3	19	19	54	54	19	3	3	54	54	54	54
54	NEAVE	3	19	19	19	19	3	3	3	3	3	4	4	4	4	4	4
55	BEECH	4	34	4	4	4	4	4	4	4	4	34	34	34	34	34	34
19	TALBOT	5	4	34	34	34	34	34	34	34	34	8	8	8	8	8	8
34	SEELEY	6	99	99	99	99	99	8	8	8	8	99	99	99	99	99	99
4	LINFOOT	7	8	8	8	8	8	99	99	99	99	23	23	23	23	23	23
8	ROLLO	8	11	11	23	23	23	23	23	23	23	12	12	12	12	12	12
23	ALLINGHAM	9	23	23	11	12	12	12	12	12	12	51	51	51	51	51	51
99	LUXTON	10	51	51	51	11	11	11	11	11	11	11	11	5	5	5	5
11	REID	11	59	12	12	51	51	51	51	51	51	59	5	5	11	11	11
18	WINFIELD	12	12	59	59	59	59	59	59	59	59	18	59	18	18	18	18
40	FRANCIS	13	40	18	18	18	18	18	18	18	18	5	18	59	59	59	59
51	ELLIOTT	14	18	40	96	96	96	5	5	5	5	96	96	96	45	45	45
12	HEDGER	15	96	96	40	40	5	96	96	96	96	45	45	45	96	96	96
45	SWANN	16	24	24	24	24	40	24	24	24	45	24	24	24	24	24	24
71	CROWE	17	17	17	17	5	24	40	45	45	24	17	17	17	17	17	17
59	TRUELOVE	18	25	25	45	17	17	17	40	17	17	25	25	25	25	25	25
24	CUMMINS	19	45	45	5	45	45	45	17	25	25	31	31	31	31	31	31
25	BOERBOOM	20	31	31	25	25	25	25	25	31	31	27	27	27	27	27	27
17	WHELAN	21	33	5	31	31	31	31	31	27	27	33	33	33	33	33	33
33	THOMSON	22	26	33	33	33	33	33	27	33	33	90	71	71	71	71	71
96	SMITH	23	27	27	27	27	27	27	33	90	90	80	90	90	80	80	80
31	COX	24	80	26	26	26	90	90	90	80	80	71	80	80	90	90	90
57	WHITE	25	90	80	80	90	80	80	80	26	26	26	26	26	26	26	26
27	SYMONDS	26	5	90	90	80	26	26	26	71	71						
90	PARKER	27	71	71	71	71	71	71	71								
80	BEY	28															
26	MOORE	29															

MCRCB BULLETIN TK279

2023 Bennetts British Superbike Championship - Round 8

2023 Pirelli National Superstock with Santander Consumer Finance

RACE - SECTOR ANALYSIS



SECTOR 1 = FL to I1, SECTOR 2 = I1 to I2, SECTOR 3 = I2 to FL, DIFF = Difference To Personal Best Lap, P = Crossed Finish Line in Pit Lane, D = Time Disallowed

P1 54		Tim NEAVE		Honda - Marvel HCL Motorsport					
IDEAL LAP TIME : 1:28.171		BEST LAP TIME : 1:28.472		DIFFERENCE : 0.301					
LAP	SECTOR 1	SECTOR 2	SECTOR 3	LAP TIME	MPH	DIFF	TIME OF DAY		
1 -		157.5	28.856	37.273	145.8	1:33.461	83.97	4.989	14:16:58.150
2 -	22.587	159.0	28.549	37.336	146.5	1:28.472 (1)	88.70		14:18:26.622
3 -	22.510	159.4	28.760	37.354	146.5	1:28.624	88.55	0.152	14:19:55.246
4 -	22.582	159.4	28.736	37.184	146.2	1:28.502 (2)	88.67	0.030	14:21:23.748
5 -	22.591	158.6	28.623	37.356	146.2	1:28.570 (3)	88.60	0.098	14:22:52.318
6 -	22.568	159.7	28.658	37.457	145.8	1:28.683	88.49	0.211	14:24:21.001
7 -	22.650	160.1	29.248	37.393	147.4	1:29.291	87.89	0.819	14:25:50.292
8 -	22.499	161.7	29.039	37.123	147.8	1:28.661	88.51	0.189	14:27:18.953
9 -	22.601	160.1	28.923	37.433	145.8	1:28.957	88.22	0.485	14:28:47.910
10 -	22.657	160.5	28.930	37.334	146.2	1:28.921	88.25	0.449	14:30:16.831
11 -	22.709	159.4	28.770	37.367	144.9	1:28.846	88.33	0.374	14:31:45.677
12 -	22.711	159.0	29.035	37.499	146.5	1:29.245	87.93	0.773	14:33:14.922
13 -	22.537	162.0	28.900	37.354	146.8	1:28.791	88.38	0.319	14:34:43.713
14 -	22.655	162.0	28.622	37.424	147.1	1:28.701	88.47	0.229	14:36:12.414
15 -	22.696	159.4	29.177	37.597	146.8	1:29.470	87.71	0.998	14:37:41.884

P2 4		Dan LINFOOT		Honda - Optimum Bikes Racing Ltd					
IDEAL LAP TIME : 1:28.227		BEST LAP TIME : 1:28.340		DIFFERENCE : 0.113					
LAP	SECTOR 1	SECTOR 2	SECTOR 3	LAP TIME	MPH	DIFF	TIME OF DAY		
1 -		152.1	29.129	37.703	146.8	1:35.346	82.31	7.006	14:17:00.035
2 -	22.480	156.0	28.792	37.742	146.2	1:29.014	88.16	0.674	14:18:29.049
3 -	22.555	160.5	28.579	37.589	145.8	1:28.723	88.45	0.383	14:19:57.772
4 -	22.625	159.7	28.599	37.311	146.8	1:28.535 (2)	88.64	0.195	14:21:26.307
5 -	22.666	160.1	28.627	37.318	147.1	1:28.611 (3)	88.56	0.271	14:22:54.918
6 -	22.665	160.5	28.565	37.467	144.6	1:28.697	88.48	0.357	14:24:23.615
7 -	22.664	159.7	28.530	37.622	146.5	1:28.816	88.36	0.476	14:25:52.431
8 -	22.593	160.5	28.528	37.219	146.8	1:28.340 (1)	88.83		14:27:20.771
9 -	22.681	161.3	28.645	37.608	146.5	1:28.934	88.24	0.594	14:28:49.705
10 -	22.778	160.1	28.731	37.373	147.1	1:28.882	88.29	0.542	14:30:18.587
11 -	22.627	160.9	28.698	37.366	146.8	1:28.691	88.48	0.351	14:31:47.278
12 -	22.718	160.1	28.796	37.401	147.1	1:28.915	88.26	0.575	14:33:16.193
13 -	22.782	159.4	28.786	37.464	146.5	1:29.032	88.14	0.692	14:34:45.225
14 -	22.719	160.9	28.813	37.582	146.2	1:29.114	88.06	0.774	14:36:14.339
15 -	22.651	161.3	28.894	37.757	144.3	1:29.302	87.88	0.962	14:37:43.641

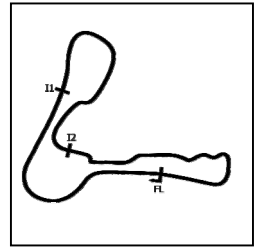
P3 34		Alastair SEELEY		BMW - SYNETIQ BMW Motorrad					
IDEAL LAP TIME : 1:28.508		BEST LAP TIME : 1:28.673		DIFFERENCE : 0.165					
LAP	SECTOR 1	SECTOR 2	SECTOR 3	LAP TIME	MPH	DIFF	TIME OF DAY		
1 -		148.1	29.248	37.555	148.7	1:35.127	82.50	6.454	14:16:59.816
2 -	22.570	158.2	28.902	38.188	149.1	1:29.660	87.53	0.987	14:18:29.476
3 -	22.486	155.3	29.026	37.497	149.7	1:29.009	88.17	0.336	14:19:58.485
4 -	22.514	157.1	28.748	37.517	149.4	1:28.779 (2)	88.40	0.106	14:21:27.264
5 -	22.548	161.3	28.851	37.274	149.7	1:28.673 (1)	88.50		14:22:55.937
6 -	22.551	161.7	29.018	37.367	149.7	1:28.936	88.24	0.263	14:24:24.873
7 -	22.611	159.0	28.887	37.621	148.7	1:29.119	88.06	0.446	14:25:53.992
8 -	22.729	160.5	28.862	37.334	149.4	1:28.925	88.25	0.252	14:27:22.917
9 -	22.579	158.2	28.992	37.559	149.1	1:29.130	88.05	0.457	14:28:52.047
10 -	22.786	159.0	28.962	37.557	149.1	1:29.305	87.87	0.632	14:30:21.352
11 -	22.614	161.7	28.812	37.468	149.1	1:28.894 (3)	88.28	0.221	14:31:50.246
12 -	22.640	158.2	29.040	37.442	149.1	1:29.122	88.05	0.449	14:33:19.368
13 -	22.677	156.7	28.923	37.527	149.7	1:29.127	88.05	0.454	14:34:48.495
14 -	22.648	155.3	28.997	37.521	149.7	1:29.166	88.01	0.493	14:36:17.661
15 -	22.754	156.4	29.101	37.738	149.1	1:29.593	87.59	0.920	14:37:47.254

MCRCB BULLETIN TK279

2023 Bennetts British Superbike Championship - Round 8

2023 Pirelli National Superstock with Santander Consumer Finance

RACE - SECTOR ANALYSIS



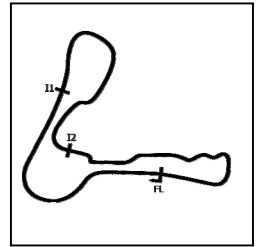
SECTOR 1 = FL to I1, SECTOR 2 = I1 to I2, SECTOR 3 = I2 to FL, DIFF = Difference To Personal Best Lap, P = Crossed Finish Line in Pit Lane, D = Time Disallowed

P4		3		Billy McCONNELL		Honda - C&L Fairburn Properties Jackson Racing				
IDEAL LAP TIME : 1:27.644		BEST LAP TIME : 1:28.333		DIFFERENCE : 0.689						
LAP	SECTOR 1	SECTOR 2	SECTOR 3	LAP TIME	MPH	DIFF	TIME OF DAY			
1 -		156.4	28.695	37.294	145.2	1:33.721	83.73	5.388	14:16:58.410	
2 -	22.628	159.7	28.606	37.202	145.5	1:28.436 (3)	88.74	0.103	14:18:26.846	
3 -	22.553	160.1	28.687	37.324	146.2	1:28.564	88.61	0.231	14:19:55.410	
4 -	22.542	160.5	28.816	37.188	144.3	1:28.546	88.63	0.213	14:21:23.956	
5 -	22.585	157.9	28.668	37.595	147.1	1:28.848	88.33	0.515	14:22:52.804	
6 -	22.547	161.3	28.738	37.355	145.8	1:28.640	88.53	0.307	14:24:21.444	
7 -	22.720	160.1	28.846	37.494	146.2	1:29.060	88.12	0.727	14:25:50.504	
8 -	22.456	162.4	29.047	37.180	145.5	1:28.683	88.49	0.350	14:27:19.187	
9 -	22.526	160.1	29.087	37.498	146.5	1:29.111	88.07	0.778	14:28:48.298	
10 -	23.543	155.7	28.582	36.790	145.8	1:28.915	88.26	0.582	14:30:17.213	
11 -	22.611	159.0	28.757	37.196	147.1	1:28.564	88.61	0.231	14:31:45.777	
12 -	22.685	161.7	28.801	37.052	143.0	1:28.538	88.64	0.205	14:33:14.315	
13 -	22.949	156.0	28.637	37.262	143.7	1:28.848	88.33	0.515	14:34:43.163	
14 -	22.765	156.7	28.530	37.038	143.3	1:28.333 (1)	88.84		14:36:11.496	
15 -	22.782	157.1	28.398	37.233	142.1	1:28.413 (2)	88.76	0.080	14:37:39.909	

P5		8		Lewis ROLLO		Aprilia - IN Competiion / Aprilia				
IDEAL LAP TIME : 1:28.676		BEST LAP TIME : 1:28.815		DIFFERENCE : 0.139						
LAP	SECTOR 1	SECTOR 2	SECTOR 3	LAP TIME	MPH	DIFF	TIME OF DAY			
1 -		154.2	29.138	38.137	145.8	1:36.148	81.62	7.333	14:17:00.837	
2 -	22.523	154.2	28.766	38.115	146.5	1:29.404	87.78	0.589	14:18:30.241	
3 -	22.637	158.6	28.755	38.145	145.8	1:29.537	87.65	0.722	14:19:59.778	
4 -	22.618	156.7	28.756	37.699	146.5	1:29.073	88.10	0.258	14:21:28.851	
5 -	22.512	159.7	28.657	37.646	147.1	1:28.815 (1)	88.36		14:22:57.666	
6 -	22.638	159.7	28.885	37.548	146.5	1:29.071	88.11	0.256	14:24:26.737	
7 -	22.662	159.7	28.699	37.507	146.5	1:28.868 (2)	88.31	0.053	14:25:55.605	
8 -	22.577	160.1	28.722	37.623	146.5	1:28.922 (3)	88.25	0.107	14:27:24.527	
9 -	22.826	159.7	28.873	37.759	145.8	1:29.458	87.72	0.643	14:28:53.985	
10 -	22.818	159.7	28.846	37.653	145.5	1:29.317	87.86	0.502	14:30:23.302	
11 -	22.920	159.4	28.894	37.761	144.9	1:29.575	87.61	0.760	14:31:52.877	
12 -	22.921	159.0	28.779	37.647	144.0	1:29.347	87.83	0.532	14:33:22.224	
13 -	22.939	157.5	28.883	37.558	145.8	1:29.380	87.80	0.565	14:34:51.604	
14 -	22.910	160.9	28.906	37.675	144.6	1:29.491	87.69	0.676	14:36:21.095	
15 -	22.843	157.9	28.986	37.943	143.0	1:29.772	87.42	0.957	14:37:50.867	

P6		99		Ben LUXTON		Honda - Ben Luxton Racing				
IDEAL LAP TIME : 1:28.749		BEST LAP TIME : 1:28.928		DIFFERENCE : 0.179						
LAP	SECTOR 1	SECTOR 2	SECTOR 3	LAP TIME	MPH	DIFF	TIME OF DAY			
1 -		154.6	29.200	38.109	147.4	1:35.965	81.78	7.037	14:17:00.654	
2 -	22.558	161.7	28.680	38.093	147.4	1:29.331	87.85	0.403	14:18:29.985	
3 -	22.805	159.7	28.747	37.703	147.8	1:29.255	87.92	0.327	14:19:59.240	
4 -	22.732	155.7	28.706	37.567	147.4	1:29.005 (2)	88.17	0.077	14:21:28.245	
5 -	22.743	160.5	28.731	37.751	147.4	1:29.225	87.95	0.297	14:22:57.470	
6 -	22.770	157.9	29.282	37.741	148.1	1:29.793	87.40	0.865	14:24:27.263	
7 -	22.721	159.0	28.736	37.565	147.4	1:29.022 (3)	88.15	0.094	14:25:56.285	
8 -	22.686	159.4	28.731	37.511	147.8	1:28.928 (1)	88.25		14:27:25.213	
9 -	22.808	159.7	28.787	37.624	147.8	1:29.219	87.96	0.291	14:28:54.432	
10 -	22.815	159.4	28.820	37.728	147.8	1:29.363	87.82	0.435	14:30:23.795	
11 -	22.797	158.6	28.916	37.863	147.1	1:29.576	87.61	0.648	14:31:53.371	
12 -	22.919	158.6	28.792	37.810	146.2	1:29.521	87.66	0.593	14:33:22.892	
13 -	22.869	159.0	28.933	37.541	147.1	1:29.343	87.84	0.415	14:34:52.235	
14 -	22.760	159.0	28.858	37.513	147.8	1:29.131	88.05	0.203	14:36:21.366	
15 -	22.680	157.5	29.158	37.840	147.4	1:29.678	87.51	0.750	14:37:51.044	

RACE - SECTOR ANALYSIS



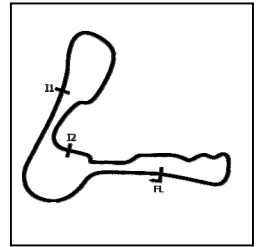
SECTOR 1 = FL to I1, SECTOR 2 = I1 to I2, SECTOR 3 = I2 to FL, DIFF = Difference To Personal Best Lap, P = Crossed Finish Line in Pit Lane, D = Time Disallowed

P7 23		David ALLINGHAM				Honda - SMS Racing				
IDEAL LAP TIME : 1:28.786		BEST LAP TIME : 1:28.819		DIFFERENCE : 0.033						
LAP	SECTOR 1	SECTOR 2	SECTOR 3	LAP TIME	MPH	DIFF	TIME OF DAY			
1 -		145.8	29.836	37.889	148.1	1:36.851	81.03	8.032	14:17:01.540	
2 -	22.656	154.6	29.545	37.560	148.1	1:29.761	87.43	0.942	14:18:31.301	
3 -	22.638	155.7	29.168	37.646	146.8	1:29.452	87.73	0.633	14:20:00.753	
4 -	22.536	162.0	28.855	37.428	147.4	1:28.819 (1)	88.36		14:21:29.572	
5 -	22.519	162.4	28.880	37.469	147.1	1:28.868	(2)	88.31	0.049	14:22:58.440
6 -	22.651	162.4	29.045	37.553	148.1	1:29.249	87.93	0.430	14:24:27.689	
7 -	22.677	158.6	29.032	37.677	147.1	1:29.386	87.79	0.567	14:25:57.075	
8 -	22.602	161.3	28.932	37.572	146.2	1:29.106	88.07	0.287	14:27:26.181	
9 -	22.837	161.7	28.915	37.616	146.5	1:29.368	87.81	0.549	14:28:55.549	
10 -	22.890	161.7	28.872	37.686	146.5	1:29.448	87.73	0.629	14:30:24.997	
11 -	22.819	161.7	28.965	37.711	146.8	1:29.495	87.69	0.676	14:31:54.492	
12 -	22.803	162.0	28.848	37.445	147.4	1:29.096	(3)	88.08	0.277	14:33:23.588
13 -	22.729	160.9	29.001	37.446	148.1	1:29.176	88.00	0.357	14:34:52.764	
14 -	22.669	162.0	29.045	37.419	147.8	1:29.133	88.04	0.314	14:36:21.897	
15 -	22.557	160.5	29.085	37.745	146.8	1:29.387	87.79	0.568	14:37:51.284	

P8 12		Luke HEDGER				Kawasaki - MAD Racing				
IDEAL LAP TIME : 1:28.881		BEST LAP TIME : 1:29.155		DIFFERENCE : 0.274						
LAP	SECTOR 1	SECTOR 2	SECTOR 3	LAP TIME	MPH	DIFF	TIME OF DAY			
1 -		145.8	30.217	38.185	146.8	1:37.940	80.13	8.785	14:17:02.629	
2 -	22.677	159.7	28.949	37.932	145.8	1:29.558	(3)	87.63	0.403	14:18:32.187
3 -	22.558	154.9	29.015	38.098	147.8	1:29.671	87.52	0.516	14:20:01.858	
4 -	22.705	156.7	28.882	37.575	143.3	1:29.162	(2)	88.02	0.007	14:21:31.020
5 -	22.735	157.5	28.748	37.672	144.9	1:29.155 (1)	88.02		14:23:00.175	
6 -	22.828	157.1	28.858	38.028	144.9	1:29.714	87.47	0.559	14:24:29.889	
7 -	22.821	157.5	28.950	37.923	144.6	1:29.694	87.49	0.539	14:25:59.583	
8 -	22.845	159.4	28.936	37.966	144.0	1:29.747	87.44	0.592	14:27:29.330	
9 -	22.975	158.6	28.945	38.008	144.0	1:29.928	87.27	0.773	14:28:59.258	
10 -	23.142	159.0	28.939	37.910	143.7	1:29.991	87.20	0.836	14:30:29.249	
11 -	22.963	160.5	29.031	38.019	143.0	1:30.013	87.18	0.858	14:31:59.262	
12 -	23.087	157.1	29.027	37.960	144.3	1:30.074	87.12	0.919	14:33:29.336	
13 -	23.020	158.2	29.104	37.917	144.9	1:30.041	87.16	0.886	14:34:59.377	
14 -	22.947	158.6	28.999	37.936	144.3	1:29.882	87.31	0.727	14:36:29.259	
15 -	22.904	157.9	29.171	38.307	140.3	1:30.382	86.83	1.227	14:37:59.641	

P9 51		Brayden ELLIOTT				Kawasaki - DAO Racing				
IDEAL LAP TIME : 1:29.095		BEST LAP TIME : 1:29.398		DIFFERENCE : 0.303						
LAP	SECTOR 1	SECTOR 2	SECTOR 3	LAP TIME	MPH	DIFF	TIME OF DAY			
1 -		146.2	29.857	38.255	143.7	1:37.440	80.54	8.042	14:17:02.129	
2 -	22.867	149.7	28.981	37.929	144.3	1:29.777	87.41	0.379	14:18:31.906	
3 -	22.682	156.0	28.908	38.311	145.2	1:29.901	87.29	0.503	14:20:01.807	
4 -	23.072	151.1	29.142	37.980	144.0	1:30.194	87.01	0.796	14:21:32.001	
5 -	22.747	154.2	29.035	38.028	144.3	1:29.810	87.38	0.412	14:23:01.811	
6 -	22.805	151.8	29.079	37.790	143.7	1:29.674	(2)	87.51	0.276	14:24:31.485
7 -	22.825	145.2	29.339	38.036	144.0	1:30.200	87.00	0.802	14:26:01.685	
8 -	22.920	150.4	29.087	37.942	145.5	1:29.949	87.25	0.551	14:27:31.634	
9 -	22.944	151.4	29.212	37.857	144.6	1:30.013	87.18	0.615	14:29:01.647	
10 -	23.017	146.8	29.162	37.624	143.3	1:29.803	87.39	0.405	14:30:31.450	
11 -	23.012	154.2	29.010	37.679	143.0	1:29.701	(3)	87.49	0.303	14:32:01.151
12 -	22.944	153.9	28.949	37.505	144.3	1:29.398 (1)	87.78		14:33:30.549	
13 -	22.969	154.2	28.914	38.005	144.0	1:29.888	87.30	0.490	14:35:00.437	
14 -	22.904	156.7	29.026	37.904	143.0	1:29.834	87.36	0.436	14:36:30.271	
15 -	23.099	155.3	29.040	38.094	142.1	1:30.233	86.97	0.835	14:38:00.504	

RACE - SECTOR ANALYSIS



SECTOR 1 = FL to I1, SECTOR 2 = I1 to I2, SECTOR 3 = I2 to FL, DIFF = Difference To Personal Best Lap, P = Crossed Finish Line in Pit Lane, D = Time Disallowed

P10 5		Richard KERR		Honda - AMD Motorsport					
IDEAL LAP TIME : 1:28.512		BEST LAP TIME : 1:28.737		DIFFERENCE : 0.225					
LAP	SECTOR 1	SECTOR 2	SECTOR 3	LAP TIME	MPH	DIFF	TIME OF DAY		
1 -		153.9	29.239	39.317	148.1	1:42.554	76.52	13.817	14:17:07.243
2 -	22.620	153.2	29.011	38.309	148.7	1:29.940	87.25	1.203	14:18:37.183
3 -	22.933	149.7	29.609	38.339	148.1	1:30.881	86.35	2.144	14:20:08.064
4 -	22.841	158.2	28.749	37.147	146.5	1:28.737 (1)	88.44		14:21:36.801
5 -	22.805	158.2	29.409	37.373	146.2	1:29.587	87.60	0.850	14:23:06.388
6 -	22.665	158.2	28.745	37.430	144.3	1:28.840 (3)	88.33	0.103	14:24:35.228
7 -	22.699	157.1	28.948	37.156	145.8	1:28.803 (2)	88.37	0.066	14:26:04.031
8 -	22.623	158.2	28.930	37.833	148.1	1:29.386	87.79	0.649	14:27:33.417
9 -	22.867	158.2	29.417	38.055	145.8	1:30.339	86.87	1.602	14:29:03.756
10 -	23.065	159.0	29.543	38.062	147.1	1:30.670	86.55	1.933	14:30:34.426
11 -	22.859	161.7	28.831	37.530	144.9	1:29.220	87.96	0.483	14:32:03.646
12 -	22.720	157.9	28.819	37.346	144.6	1:28.885	88.29	0.148	14:33:32.531
13 -	22.870	148.4	29.053	37.480	145.5	1:29.403	87.78	0.666	14:35:01.934
14 -	22.859	157.1	29.048	37.715	144.9	1:29.622	87.56	0.885	14:36:31.556
15 -	22.790	156.4	29.294	38.149	142.4	1:30.233	86.97	1.496	14:38:01.789

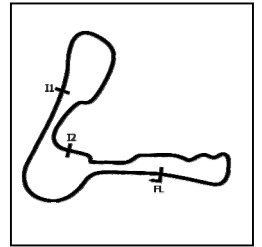
P11 11		Simon REID		Honda - C&L Fairburn Properties Jackson Racing					
IDEAL LAP TIME : 1:29.512		BEST LAP TIME : 1:29.689		DIFFERENCE : 0.177					
LAP	SECTOR 1	SECTOR 2	SECTOR 3	LAP TIME	MPH	DIFF	TIME OF DAY		
1 -		154.2	29.626	37.982	145.5	1:36.609	81.23	6.920	14:17:01.298
2 -	22.815	155.7	29.255	37.619	145.5	1:29.689 (1)	87.50		14:18:30.987
3 -	22.871	152.5	29.469	38.120	144.0	1:30.460	86.75	0.771	14:20:01.447
4 -	22.983	153.5	29.380	37.625	145.2	1:29.988	87.21	0.299	14:21:31.435
5 -	23.046	153.9	29.185	37.555	144.3	1:29.786 (2)	87.40	0.097	14:23:01.221
6 -	23.068	152.8	29.214	37.633	144.6	1:29.915 (3)	87.28	0.226	14:24:31.136
7 -	23.037	152.8	29.240	37.933	144.3	1:30.210	86.99	0.521	14:26:01.346
8 -	22.996	153.5	29.187	37.833	144.3	1:30.016	87.18	0.327	14:27:31.362
9 -	23.129	154.6	29.142	37.704	144.0	1:29.975	87.22	0.286	14:29:01.337
10 -	23.218	155.3	29.390	37.957	144.0	1:30.565	86.65	0.876	14:30:31.902
11 -	23.113	153.2	29.192	37.665	143.3	1:29.970	87.22	0.281	14:32:01.872
12 -	23.088	154.6	29.196	37.982	142.4	1:30.266	86.94	0.577	14:33:32.138
13 -	23.140	153.2	29.522	37.593	144.9	1:30.255	86.95	0.566	14:35:02.393
14 -	23.107	153.5	29.266	37.935	142.7	1:30.308	86.90	0.619	14:36:32.701
15 -	23.170	154.9	29.558	38.057	136.1	1:30.785	86.44	1.096	14:38:03.486

P12 18		Shaun WINFIELD		Honda - TAG Racing					
IDEAL LAP TIME : 1:29.503		BEST LAP TIME : 1:29.663		DIFFERENCE : 0.160					
LAP	SECTOR 1	SECTOR 2	SECTOR 3	LAP TIME	MPH	DIFF	TIME OF DAY		
1 -		143.0	30.549	38.585	147.8	1:38.604	79.59	8.941	14:17:03.293
2 -	22.632	154.9	29.060	38.021	147.8	1:29.713 (3)	87.47	0.050	14:18:33.006
3 -	22.540	157.1	29.190	38.664	146.2	1:30.394	86.82	0.731	14:20:03.400
4 -	22.819	150.1	29.261	37.930	146.8	1:30.010	87.19	0.347	14:21:33.410
5 -	22.640	157.5	29.143	37.903	147.1	1:29.686 (2)	87.50	0.023	14:23:03.096
6 -	22.568	160.5	29.110	37.985	146.8	1:29.663 (1)	87.52		14:24:32.759
7 -	22.623	152.1	29.283	38.357	147.8	1:30.263	86.94	0.600	14:26:03.022
8 -	22.720	154.2	29.422	38.118	146.8	1:30.260	86.94	0.597	14:27:33.282
9 -	22.764	156.4	29.461	38.072	148.7	1:30.297	86.91	0.634	14:29:03.579
10 -	23.071	157.1	29.515	38.115	148.7	1:30.701	86.52	1.038	14:30:34.280
11 -	22.994	153.9	29.575	38.177	148.7	1:30.746	86.48	1.083	14:32:05.026
12 -	22.854	156.7	29.228	38.235	146.2	1:30.317	86.89	0.654	14:33:35.343
13 -	22.937	152.5	29.525	38.328	145.8	1:30.790	86.44	1.127	14:35:06.133
14 -	23.035	152.1	29.425	38.584	145.8	1:31.044	86.20	1.381	14:36:37.177
15 -	22.917	154.9	29.567	38.923	146.2	1:31.407	85.85	1.744	14:38:08.584

2023 Bennetts British Superbike Championship - Round 8

2023 Pirelli National Superstock with Santander Consumer Finance

RACE - SECTOR ANALYSIS



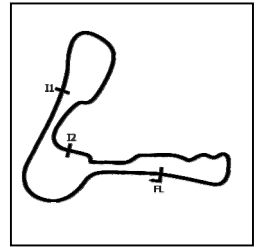
SECTOR 1 = FL to I1, SECTOR 2 = I1 to I2, SECTOR 3 = I2 to FL, DIFF = Difference To Personal Best Lap, P = Crossed Finish Line in Pit Lane, D = Time Disallowed

P13 59		Matt TRUELOVE		Honda - TAG Racing						
IDEAL LAP TIME : 1:29.515		BEST LAP TIME : 1:29.604		DIFFERENCE : 0.089						
LAP	SECTOR 1	SECTOR 2	SECTOR 3	LAP TIME	MPH	DIFF	TIME OF DAY			
1 -		145.2	30.081	38.324	145.2	1:37.794	80.25	8.190	14:17:02.483	
2 -	22.714	156.4	29.295	38.127	146.2	1:30.136	87.06	0.532	14:18:32.619	
3 -	22.673	158.2	28.977	37.954	146.5	1:29.604 (1)	87.58		14:20:02.223	
4 -	22.923	153.9	29.275	38.209	144.9	1:30.407	86.80	0.803	14:21:32.630	
5 -	22.759	157.9	29.057	37.865	145.2	1:29.681 (2)	87.51	0.077	14:23:02.311	
6 -	22.821	159.4	29.160	37.978	145.2	1:29.959 (3)	87.24	0.355	14:24:32.270	
7 -	22.886	158.2	29.186	38.277	143.7	1:30.349	86.86	0.745	14:26:02.619	
8 -	22.937	157.5	29.240	38.099	143.3	1:30.276	86.93	0.672	14:27:32.895	
9 -	23.097	157.5	29.228	38.307	144.6	1:30.632	86.59	1.028	14:29:03.527	
10 -	23.148	156.7	29.263	38.185	144.0	1:30.596	86.62	0.992	14:30:34.123	
11 -	23.161	156.0	29.317	38.380	144.0	1:30.858	86.37	1.254	14:32:04.981	
12 -	23.156	154.6	29.476	38.280	144.6	1:30.912	86.32	1.308	14:33:35.893	
13 -	23.004	158.2	29.424	38.235	146.5	1:30.663	86.56	1.059	14:35:06.556	
14 -	22.989	156.0	29.377	38.434	145.2	1:30.800	86.43	1.196	14:36:37.356	
15 -	23.008	157.1	29.516	38.797	146.8	1:31.321	85.93	1.717	14:38:08.677	

P14 45		Scott SWANN		Yamaha - Swann Racing						
IDEAL LAP TIME : 1:29.819		BEST LAP TIME : 1:30.030		DIFFERENCE : 0.211						
LAP	SECTOR 1	SECTOR 2	SECTOR 3	LAP TIME	MPH	DIFF	TIME OF DAY			
1 -		142.7	30.809	39.450	144.0	1:40.559	78.04	10.529	14:17:05.248	
2 -	23.416	151.4	29.511	38.734	142.4	1:31.661	85.62	1.631	14:18:36.909	
3 -	23.061	151.1	29.633	38.265	142.4	1:30.959	86.28	0.929	14:20:07.868	
4 -	23.411	153.5	29.286	38.108	141.8	1:30.805	86.42	0.775	14:21:38.673	
5 -	22.985	156.7	29.274	38.249	141.5	1:30.508	86.71	0.478	14:23:09.181	
6 -	23.042	156.4	29.419	38.814	142.1	1:31.275	85.98	1.245	14:24:40.456	
7 -	23.144	154.6	29.323	38.048	140.9	1:30.515	86.70	0.485	14:26:10.971	
8 -	23.031	154.6	29.143	37.913	141.2	1:30.087 (2)	87.11	0.057	14:27:41.058	
9 -	23.164	155.3	29.284	38.101	139.5	1:30.549	86.67	0.519	14:29:11.607	
10 -	23.311	155.3	29.145	38.046	140.9	1:30.502	86.71	0.472	14:30:42.109	
11 -	23.159	155.3	29.146	38.157	141.2	1:30.462	86.75	0.432	14:32:12.571	
12 -	23.124	153.5	29.596	38.305	141.5	1:31.025	86.21	0.995	14:33:43.596	
13 -	23.301	148.7	29.238	37.845	140.6	1:30.384	86.83	0.354	14:35:13.980	
14 -	23.139	153.9	28.989	37.902	140.3	1:30.030 (1)	87.17		14:36:44.010	
15 -	23.141	153.2	29.148	37.887	140.3	1:30.176 (3)	87.03	0.146	14:38:14.186	

P15 96		Kieran SMITH		Honda - Corkie Racing						
IDEAL LAP TIME : 1:30.105		BEST LAP TIME : 1:30.300		DIFFERENCE : 0.195						
LAP	SECTOR 1	SECTOR 2	SECTOR 3	LAP TIME	MPH	DIFF	TIME OF DAY			
1 -		146.2	30.773	38.457	147.1	1:38.891	79.36	8.591	14:17:03.580	
2 -	22.994	152.8	29.639	38.194	145.2	1:30.827	86.40	0.527	14:18:34.407	
3 -	22.946	158.6	29.468	38.011	143.3	1:30.425 (2)	86.79	0.125	14:20:04.832	
4 -	23.037	154.9	29.560	38.084	144.9	1:30.681 (3)	86.54	0.381	14:21:35.513	
5 -	23.012	156.4	29.377	37.911	144.3	1:30.300 (1)	86.91		14:23:05.813	
6 -	23.245	154.9	29.596	38.345	143.7	1:31.186	86.06	0.886	14:24:36.999	
7 -	23.182	156.7	29.708	38.071	144.0	1:30.961	86.27	0.661	14:26:07.960	
8 -	23.260	156.0	29.540	38.163	142.7	1:30.963	86.27	0.663	14:27:38.923	
9 -	23.294	157.1	29.672	38.069	142.7	1:31.035	86.20	0.735	14:29:09.958	
10 -	23.545	153.5	29.590	38.166	143.7	1:31.301	85.95	1.001	14:30:41.259	
11 -	23.227	156.0	29.728	38.036	144.0	1:30.991	86.25	0.691	14:32:12.250	
12 -	23.307	154.6	29.608	38.132	142.4	1:31.047	86.19	0.747	14:33:43.297	
13 -	23.678	146.5	29.835	37.782	144.6	1:31.295	85.96	0.995	14:35:14.592	
14 -	23.202	156.0	29.632	38.120	141.8	1:30.954	86.28	0.654	14:36:45.546	
15 -	23.238	155.7	29.803	38.219	134.4	1:31.260	85.99	0.960	14:38:16.806	

RACE - SECTOR ANALYSIS



SECTOR 1 = FL to I1, SECTOR 2 = I1 to I2, SECTOR 3 = I2 to FL, DIFF = Difference To Personal Best Lap, P = Crossed Finish Line in Pit Lane, D = Time Disallowed

P16 24		Conor CUMMINS		Honda - Milenco by Padgetts Motorcycles					
IDEAL LAP TIME : 1:30.339		BEST LAP TIME : 1:30.786		DIFFERENCE : 0.447					
LAP	SECTOR 1	SECTOR 2	SECTOR 3	LAP TIME	MPH	DIFF	TIME OF DAY		
1 -		143.0	30.831	38.558	145.2	1:39.216	79.10	8.430	14:17:03.905
2 -	22.866	152.1	29.905	38.096	144.6	1:30.867	86.36	0.081	14:18:34.772
3 -	22.968	157.9	29.741	38.151	146.8	1:30.860 (3)	86.37	0.074	14:20:05.632
4 -	23.082	152.1	29.768	38.121	143.3	1:30.971	86.26	0.185	14:21:36.603
5 -	23.277	154.2	29.617	38.356	144.9	1:31.250	86.00	0.464	14:23:07.853
6 -	23.130	155.3	29.491	38.396	142.7	1:31.017	86.22	0.231	14:24:38.870
7 -	23.132	154.2	29.645	38.219	143.3	1:30.996	86.24	0.210	14:26:09.866
8 -	23.182	157.9	29.579	38.075	142.7	1:30.836 (2)	86.39	0.050	14:27:40.702
9 -	23.196	156.4	29.555	38.708	144.0	1:31.459	85.80	0.673	14:29:12.161
10 -	23.361	156.4	29.480	38.522	143.3	1:31.363	85.89	0.577	14:30:43.524
11 -	23.158	156.7	29.622	38.369	143.0	1:31.149	86.10	0.363	14:32:14.673
12 -	23.237	155.3	29.407	38.299	143.0	1:30.943	86.29	0.157	14:33:45.616
13 -	23.247	155.7	29.585	38.170	142.7	1:31.002	86.24	0.216	14:35:16.618
14 -	23.089	157.5	29.631	38.066	142.4	1:30.786 (1)	86.44		14:36:47.404
15 -	23.049	157.5	29.573	38.288	142.1	1:30.910	86.32	0.124	14:38:18.314

P17 25		Jorel BOERBOOM		Kawasaki - G&S Racing					
IDEAL LAP TIME : 1:30.180		BEST LAP TIME : 1:30.350		DIFFERENCE : 0.170					
LAP	SECTOR 1	SECTOR 2	SECTOR 3	LAP TIME	MPH	DIFF	TIME OF DAY		
1 -		142.4	30.670	39.492	143.0	1:40.454	78.12	10.104	14:17:05.143
2 -	23.260	156.4	29.549	38.625	142.7	1:31.434	85.83	1.084	14:18:36.577
3 -	23.267	151.4	29.569	39.154	142.7	1:31.990	85.31	1.640	14:20:08.567
4 -	23.150	153.2	29.338	38.284	141.5	1:30.772 (3)	86.45	0.422	14:21:39.339
5 -	23.195	155.7	29.187	38.181	142.4	1:30.563 (2)	86.65	0.213	14:23:09.902
6 -	23.061	156.0	29.154	38.637	142.7	1:30.852	86.38	0.502	14:24:40.754
7 -	23.010	150.4	29.644	38.780	142.7	1:31.434	85.83	1.084	14:26:12.188
8 -	23.370	153.2	29.245	38.199	142.4	1:30.814	86.41	0.464	14:27:43.002
9 -	23.180	156.7	29.014	38.156	141.8	1:30.350 (1)	86.86		14:29:13.352
10 -	23.183	155.7	29.191	38.525	141.2	1:30.899	86.33	0.549	14:30:44.251
11 -	23.315	155.7	29.232	38.796	141.2	1:31.343	85.91	0.993	14:32:15.594
12 -	23.142	154.6	29.410	38.482	142.1	1:31.034	86.21	0.684	14:33:46.628
13 -	23.191	157.5	29.364	38.492	142.4	1:31.047	86.19	0.697	14:35:17.675
14 -	23.233	155.3	29.328	38.393	141.8	1:30.954	86.28	0.604	14:36:48.629
15 -	23.100	156.7	29.767	38.590	140.9	1:31.457	85.81	1.107	14:38:20.086

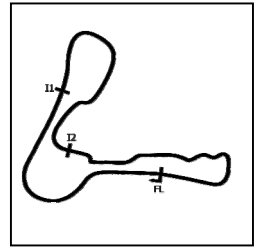
P18 31		Sam COX		BMW - Sam Cox Racing with Armada Marine Cables					
IDEAL LAP TIME : 1:30.370		BEST LAP TIME : 1:30.533		DIFFERENCE : 0.163					
LAP	SECTOR 1	SECTOR 2	SECTOR 3	LAP TIME	MPH	DIFF	TIME OF DAY		
1 -		137.7	30.978	39.432	145.8	1:40.750	77.89	10.217	14:17:05.439
2 -	23.302	142.7	29.860	38.447	146.5	1:31.609	85.66	1.076	14:18:37.048
3 -	23.071	144.6	30.082	38.478	146.8	1:31.631	85.64	1.098	14:20:08.679
4 -	23.163	149.4	29.671	38.285	145.2	1:31.119	86.12	0.586	14:21:39.798
5 -	22.987	150.4	29.356	38.190	145.5	1:30.533 (1)	86.68		14:23:10.331
6 -	22.841	154.9	29.491	38.421	146.2	1:30.753 (2)	86.47	0.220	14:24:41.084
7 -	22.960	156.4	29.763	38.531	147.1	1:31.254	86.00	0.721	14:26:12.338
8 -	23.332	147.1	29.607	38.466	144.9	1:31.405	85.86	0.872	14:27:43.743
9 -	23.154	156.0	29.339	38.319	145.5	1:30.812 (3)	86.42	0.279	14:29:14.555
10 -	23.040	156.0	29.368	38.699	144.3	1:31.107	86.14	0.574	14:30:45.662
11 -	22.956	154.2	29.407	38.504	144.3	1:30.867	86.36	0.334	14:32:16.529
12 -	22.964	155.3	29.555	38.546	144.3	1:31.065	86.18	0.532	14:33:47.594
13 -	23.027	153.9	29.547	38.671	144.6	1:31.245	86.01	0.712	14:35:18.839
14 -	22.964	155.7	29.548	38.698	144.9	1:31.210	86.04	0.677	14:36:50.049
15 -	23.096	153.9	29.679	39.333	144.3	1:32.108	85.20	1.575	14:38:22.157

MCRCB BULLETIN TK279

2023 Bennetts British Superbike Championship - Round 8

2023 Pirelli National Superstock with Santander Consumer Finance

RACE - SECTOR ANALYSIS



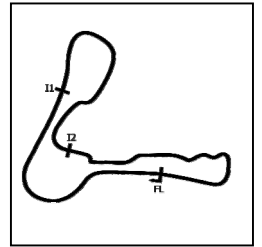
SECTOR 1 = FL to I1, SECTOR 2 = I1 to I2, SECTOR 3 = I2 to FL, DIFF = Difference To Personal Best Lap, P = Crossed Finish Line in Pit Lane, D = Time Disallowed

P19 27		Max SYMONDS		Yamaha - Symonds Racing					
IDEAL LAP TIME : 1:30.906		BEST LAP TIME : 1:31.016		DIFFERENCE : 0.110					
LAP	SECTOR 1	SECTOR 2	SECTOR 3	LAP TIME	MPH	DIFF	TIME OF DAY		
1 -		139.2	30.847	39.922	141.5	1:41.781	77.10	10.765	14:17:06.470
2 -	23.391	149.4	29.735	38.524	143.3	1:31.650	85.63	0.634	14:18:38.120
3 -	23.152	151.8	29.722	38.531	142.4	1:31.405	85.86	0.389	14:20:09.525
4 -	23.053	151.4	29.973	38.553	142.7	1:31.579	85.69	0.563	14:21:41.104
5 -	23.039	151.4	29.649	38.591	142.4	1:31.279 (2)	85.97	0.263	14:23:12.383
6 -	23.149	154.2	29.355	38.512	141.8	1:31.016 (1)	86.22		14:24:43.399
7 -	23.258	152.1	29.548	38.543	142.1	1:31.349	85.91	0.333	14:26:14.748
8 -	23.247	153.5	29.416	38.677	140.6	1:31.340 (3)	85.92	0.324	14:27:46.088
9 -	23.382	152.8	29.604	38.597	142.1	1:31.583	85.69	0.567	14:29:17.671
10 -	23.333	154.6	29.568	38.676	141.5	1:31.577	85.69	0.561	14:30:49.248
11 -	23.382	155.3	29.705	38.515	140.9	1:31.602	85.67	0.586	14:32:20.850
12 -	23.430	153.5	29.660	38.582	141.2	1:31.672	85.61	0.656	14:33:52.522
13 -	23.320	154.6	29.756	38.708	139.5	1:31.784	85.50	0.768	14:35:24.306
14 -	23.283	155.7	29.632	38.586	140.3	1:31.501	85.77	0.485	14:36:55.807
15 -	23.290	156.0	29.701	38.671	141.2	1:31.662	85.61	0.646	14:38:27.469

P20 33		Connor THOMSON		Kawasaki - Sound Advice Hearing Racing					
IDEAL LAP TIME : 1:30.710		BEST LAP TIME : 1:30.801		DIFFERENCE : 0.091					
LAP	SECTOR 1	SECTOR 2	SECTOR 3	LAP TIME	MPH	DIFF	TIME OF DAY		
1 -		150.4	30.736	39.717	141.2	1:41.199	77.55	10.398	14:17:05.888
2 -	23.414	153.9	29.374	39.244	140.3	1:32.032	85.27	1.231	14:18:37.920
3 -	23.307	153.2	29.504	38.372	141.2	1:31.183 (3)	86.06	0.382	14:20:09.103
4 -	23.429	155.7	29.800	38.376	140.3	1:31.605	85.67	0.804	14:21:40.708
5 -	23.409	151.1	29.514	38.239	140.3	1:31.162 (2)	86.08	0.361	14:23:11.870
6 -	23.354	152.8	29.373	38.629	139.2	1:31.356	85.90	0.555	14:24:43.226
7 -	23.480	146.8	29.859	38.483	140.9	1:31.822	85.47	1.021	14:26:15.048
8 -	23.358	152.8	29.479	38.479	140.9	1:31.316	85.94	0.515	14:27:46.364
9 -	23.387	151.8	29.545	40.502	139.5	1:33.434	83.99	2.633	14:29:19.798
10 -	23.623	151.1	29.567	38.467	138.6	1:31.657	85.62	0.856	14:30:51.455
11 -	23.490	153.9	29.448	38.504	138.9	1:31.442	85.82	0.641	14:32:22.897
12 -	23.411	152.1	29.285	38.570	140.1	1:31.266	85.99	0.465	14:33:54.163
13 -	23.502	151.8	29.431	38.472	139.8	1:31.405	85.86	0.604	14:35:25.568
14 -	23.494	154.2	29.345	38.374	138.9	1:31.213	86.04	0.412	14:36:56.781
15 -	23.398	152.8	29.201	38.202	141.8	1:30.801 (1)	86.43		14:38:27.582

P21 17		Matty WHELAN		Suzuki - Milestone by ATS Racing					
IDEAL LAP TIME : 1:30.032		BEST LAP TIME : 1:30.380		DIFFERENCE : 0.348					
LAP	SECTOR 1	SECTOR 2	SECTOR 3	LAP TIME	MPH	DIFF	TIME OF DAY		
1 -		139.2	30.759	39.453	140.6	1:40.296	78.24	9.916	14:17:04.985
2 -	23.300	153.2	29.540	38.650	139.2	1:31.490	85.78	1.110	14:18:36.475
3 -	23.257	152.1	29.463	38.528	139.8	1:31.248	86.00	0.868	14:20:07.723
4 -	23.096	152.1	29.297	38.158	139.8	1:30.551	86.67	0.171	14:21:38.274
5 -	23.178	154.2	29.215	38.072	140.9	1:30.465 (3)	86.75	0.085	14:23:08.739
6 -	23.032	150.4	29.699	38.684	140.1	1:31.415	85.85	1.035	14:24:40.154
7 -	23.269	149.7	29.817	38.681	139.2	1:31.767	85.52	1.387	14:26:11.921
8 -	23.380	151.4	28.945	38.055	139.8	1:30.380 (1)	86.83		14:27:42.301
9 -	23.223	153.2	29.085	38.099	139.8	1:30.407 (2)	86.80	0.027	14:29:12.708
10 -	23.157	147.8	29.377	38.646	140.3	1:31.180	86.07	0.800	14:30:43.888
11 -	23.098	148.1	29.561	38.610	138.6	1:31.269	85.98	0.889	14:32:15.157
12 -	23.322	152.1	29.347	38.318	140.6	1:30.987	86.25	0.607	14:33:46.144
13 -	23.227	153.5	29.340	38.510	140.3	1:31.077	86.16	0.697	14:35:17.221
14 -	23.147	152.8	29.583	38.162	138.9	1:30.892	86.34	0.512	14:36:48.113
15 -	23.256	153.9	29.683	38.765	137.2	1:31.704	85.58	1.324	14:38:19.817

RACE - SECTOR ANALYSIS



SECTOR 1 = FL to I1, SECTOR 2 = I1 to I2, SECTOR 3 = I2 to FL, DIFF = Difference To Personal Best Lap, P = Crossed Finish Line in Pit Lane, D = Time Disallowed

P22 71 Philip CROWE		BMW - Crowe Performance								
IDEAL LAP TIME : 1:29.578		BEST LAP TIME : 1:29.777		DIFFERENCE : 0.199						
LAP	SECTOR 1	SECTOR 2	SECTOR 3	LAP TIME	MPH	DIFF	TIME OF DAY			
1 -		141.5	31.233	38.518	139.5	1:54.039	68.81	24.262	14:17:18.728	
2 -	23.232	150.1	29.407	37.708	139.2	1:30.347	86.86	0.570	14:18:49.075	
3 -	23.122	149.7	29.359	37.296	139.8	1:29.777 (1)	87.41		14:20:18.852	
4 -	23.131	149.4	29.231	37.443	140.3	1:29.805 (2)	87.39	0.028	14:21:48.657	
5 -	23.051	151.1	29.529	37.975	140.1	1:30.555	86.66	0.778	14:23:19.212	
6 -	23.212	143.7	29.906	38.575	140.6	1:31.693	85.59	1.916	14:24:50.905	
7 -	23.478	144.3	30.112	38.466	141.2	1:32.056	85.25	2.279	14:26:22.961	
8 -	23.436	147.8	29.711	38.811	140.6	1:31.958	85.34	2.181	14:27:54.919	
9 -	23.414	141.8	29.905	38.914	141.2	1:32.233	85.08	2.456	14:29:27.152	
10 -	23.756	148.4	29.867	38.740	140.1	1:32.363	84.96	2.586	14:30:59.515	
11 -	23.361	148.7	29.956	37.704	138.3	1:31.021	86.22	1.244	14:32:30.536	
12 -	23.199	148.4	29.330	37.701	138.3	1:30.230 (3)	86.97	0.453	14:34:00.766	
13 -	23.250	149.4	29.279	37.810	138.3	1:30.339	86.87	0.562	14:35:31.105	
14 -	23.309	149.4	29.490	38.092	137.2	1:30.891	86.34	1.114	14:37:01.996	
15 -	23.431	148.7	29.631	37.993	136.3	1:31.055	86.19	1.278	14:38:33.051	

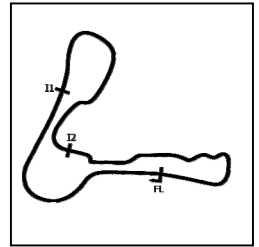
P23 80 Callum BEY		Suzuki - FilterLogic by EightZero Racing								
IDEAL LAP TIME : 1:31.584		BEST LAP TIME : 1:31.702		DIFFERENCE : 0.118						
LAP	SECTOR 1	SECTOR 2	SECTOR 3	LAP TIME	MPH	DIFF	TIME OF DAY			
1 -		141.5	31.090	39.778	141.8	1:42.128	76.84	10.426	14:17:06.817	
2 -	23.844	154.9	29.866	39.084	141.2	1:32.794	84.57	1.092	14:18:39.611	
3 -	23.351	155.7	30.023	38.971	143.3	1:32.345	84.98	0.643	14:20:11.956	
4 -	23.844	149.7	30.310	39.351	144.6	1:33.505	83.93	1.803	14:21:45.461	
5 -	23.604	153.5	29.957	38.772	140.3	1:32.333	84.99	0.631	14:23:17.794	
6 -	23.280	154.6	29.787	38.635	140.9	1:31.702 (1)	85.58		14:24:49.496	
7 -	23.347	151.8	30.096	38.866	140.6	1:32.309	85.01	0.607	14:26:21.805	
8 -	23.420	151.8	30.030	38.758	141.5	1:32.208 (3)	85.11	0.506	14:27:54.013	
9 -	23.612	152.5	29.953	39.033	140.6	1:32.598	84.75	0.896	14:29:26.611	
10 -	23.620	150.4	29.979	39.175	141.2	1:32.774	84.59	1.072	14:30:59.385	
11 -	23.604	148.1	30.261	39.248	141.8	1:33.113	84.28	1.411	14:32:32.498	
12 -	23.530	152.8	29.949	39.155	140.3	1:32.634	84.72	0.932	14:34:05.132	
13 -	23.393	150.4	29.669	38.937	139.8	1:31.999 (2)	85.30	0.297	14:35:37.131	
14 -	23.664	152.8	29.875	39.136	138.6	1:32.675	84.68	0.973	14:37:09.806	
15 -	23.501	150.8	29.794	38.976	140.3	1:32.271	85.05	0.569	14:38:42.077	

P24 90 Rory PARKER		Suzuki - RP Racing								
IDEAL LAP TIME : 1:31.587		BEST LAP TIME : 1:31.813		DIFFERENCE : 0.226						
LAP	SECTOR 1	SECTOR 2	SECTOR 3	LAP TIME	MPH	DIFF	TIME OF DAY			
1 -		142.4	31.129	39.947	141.5	1:42.524	76.54	10.711	14:17:07.213	
2 -	23.533	153.5	29.979	39.219	141.5	1:32.731	84.63	0.918	14:18:39.944	
3 -	23.206	152.8	30.010	39.046	142.4	1:32.262	85.06	0.449	14:20:12.206	
4 -	23.633	148.1	30.134	39.437	141.5	1:33.204	84.20	1.391	14:21:45.410	
5 -	23.602	154.6	29.688	38.800	139.8	1:32.090 (2)	85.22	0.277	14:23:17.500	
6 -	23.367	153.5	29.753	38.693	139.5	1:31.813 (1)	85.47		14:24:49.313	
7 -	23.433	153.2	29.966	38.857	139.5	1:32.256 (3)	85.06	0.443	14:26:21.569	
8 -	23.550	153.2	29.783	38.948	138.9	1:32.281	85.04	0.468	14:27:53.850	
9 -	23.710	154.6	29.845	39.074	139.2	1:32.629	84.72	0.816	14:29:26.479	
10 -	23.674	154.2	29.792	39.314	139.5	1:32.780	84.58	0.967	14:30:59.259	
11 -	23.523	153.5	30.309	39.296	140.1	1:33.128	84.27	1.315	14:32:32.387	
12 -	23.554	153.5	29.974	39.091	138.6	1:32.619	84.73	0.806	14:34:05.006	
13 -	23.671	153.2	29.875	39.170	140.9	1:32.716	84.64	0.903	14:35:37.722	
14 -	23.396	153.2	29.920	39.203	140.1	1:32.519	84.82	0.706	14:37:10.241	
15 -	23.249	154.9	29.828	39.234	139.8	1:32.311	85.01	0.498	14:38:42.552	

2023 Bennetts British Superbike Championship - Round 8

2023 Pirelli National Superstock with Santander Consumer Finance

RACE - SECTOR ANALYSIS



SECTOR 1 = FL to I1, SECTOR 2 = I1 to I2, SECTOR 3 = I2 to FL, DIFF = Difference To Personal Best Lap, P = Crossed Finish Line in Pit Lane, D = Time Disallowed

P25 26		Joe MOORE		Suzuki - Clearline Racing						
IDEAL LAP TIME : 1:31.673		BEST LAP TIME : 1:31.962		DIFFERENCE : 0.289						
LAP	SECTOR 1		SECTOR 2		SECTOR 3		LAP TIME	MPH	DIFF	TIME OF DAY
1 -		140.9	31.009	39.992	140.3	1:41.624	77.22	9.662	14:17:06.313	
2 -	23.539	151.1	30.163	38.974	140.1	1:32.676	84.68	0.714	14:18:38.989	
3 -	23.632	153.5	30.049	39.211	138.3	1:32.892	84.48	0.930	14:20:11.881	
4 -	23.865	152.5	29.933	39.668	138.3	1:33.466	83.96	1.504	14:21:45.347	
5 -	24.058	146.8	30.105	39.095	140.3	1:33.258	84.15	1.296	14:23:18.605	
6 -	23.644	151.8	29.747	38.670	139.5	1:32.061 (3)	85.24	0.099	14:24:50.666	
7 -	23.613	150.8	29.833	38.577	138.0	1:32.023 (2)	85.28	0.061	14:26:22.689	
8 -	23.424	151.8	29.705	38.833	140.1	1:31.962 (1)	85.34		14:27:54.651	
9 -	23.536	151.4	29.749	38.991	140.9	1:32.276	85.04	0.314	14:29:26.927	
10 -	23.652	149.1	29.934	39.464	140.3	1:33.050	84.34	1.088	14:30:59.977	
11 -	23.449	148.1	30.081	39.233	140.3	1:32.763	84.60	0.801	14:32:32.740	
12 -	23.421	148.7	30.142	39.034	141.5	1:32.597	84.75	0.635	14:34:05.337	
13 -	23.494	151.8	29.958	39.001	141.8	1:32.453	84.88	0.491	14:35:37.790	
14 -	23.391	155.3	30.126	38.995	140.9	1:32.512	84.83	0.550	14:37:10.302	
15 -	23.574	148.1	29.878	39.066	138.3	1:32.518	84.82	0.556	14:38:42.820	

P26 19		Joe TALBOT		Honda - JR Performance Racing						
IDEAL LAP TIME : 1:28.039		BEST LAP TIME : 1:28.174		DIFFERENCE : 0.135						
LAP	SECTOR 1		SECTOR 2		SECTOR 3		LAP TIME	MPH	DIFF	TIME OF DAY
1 -		162.0	28.616	37.144	148.1	1:33.903	83.57	5.729	14:16:58.592	
2 -	22.547	155.7	29.259	37.028	147.1	1:28.834	88.34	0.660	14:18:27.426	
3 -	22.612	161.7	28.547	37.015	148.1	1:28.174 (1)	89.00		14:19:55.600	
4 -	22.531	157.9	28.793	37.298	148.1	1:28.622 (3)	88.55	0.448	14:21:24.222	
5 -	22.477	158.2	28.729	37.090	147.1	1:28.296 (2)	88.88	0.122	14:22:52.518	
6 -	22.708	160.1	28.630	37.289	148.1	1:28.627	88.55	0.453	14:24:21.145	
7 -	22.594	158.2	28.955	37.183	145.5	1:28.732	88.44	0.558	14:25:49.877	
8 -	22.800	160.5	28.756	37.176	146.2	1:28.732	88.44	0.558	14:27:18.609	
9 -	22.883	161.3	29.162	37.470	145.2	1:29.515	87.67	1.341	14:28:48.124	

P27 40		Joe FRANCIS		Kawasaki - STAUFF Fluid Power / GR Motosport						
IDEAL LAP TIME : 1:30.647		BEST LAP TIME : 1:30.672		DIFFERENCE : 0.025						
LAP	SECTOR 1		SECTOR 2		SECTOR 3		LAP TIME	MPH	DIFF	TIME OF DAY
1 -		144.6	30.399	38.875	142.7	1:38.571	79.61	7.899	14:17:03.260	
2 -	23.298	153.9	29.398	38.209	142.1	1:30.905 (2)	86.33	0.233	14:18:34.165	
3 -	23.163	156.0	29.816	38.356	143.0	1:31.335 (3)	85.92	0.663	14:20:05.500	
4 -	23.166	154.9	29.275	38.231	143.0	1:30.672 (1)	86.55		14:21:36.172	
5 -	23.220	155.3	29.563	38.852	142.4	1:31.635	85.64	0.963	14:23:07.807	
6 -	23.633	148.7	29.973	38.519	142.7	1:32.125	85.18	1.453	14:24:39.932	
7 -	23.380	153.5	29.526	38.984	143.0	1:31.890	85.40	1.218	14:26:11.822	

MCRCB BULLETIN TK280

2023 Bennetts British Superbike Championship - Round 8

2023 Pirelli National Superstock with Santander Consumer Finance

RACE - BEST SECTORS

SECTOR 1			SECTOR 2			SECTOR 3			IDEAL / BEST COMPARISON						
POS	NO	NAME	TIME	NO	NAME	TIME	NO	NAME	TIME	POS	NO	NAME	IDEAL	BEST	DIFF
													PERFECT LAP	1:27.644	
1	3	McCONNELL	22.456	3	McCONNELL	28.398	3	McCONNELL	36.790	1	3	McCONNELL	1:27.644	1:28.333	0.689
2	19	TALBOT	22.477	4	LINFOOT	28.528	19	TALBOT	37.015	2	19	TALBOT	1:28.039	1:28.174	0.135
3	4	LINFOOT	22.480	19	TALBOT	28.547	54	NEAVE	37.123	3	54	NEAVE	1:28.171	1:28.472	0.301
4	34	SEELEY	22.486	54	NEAVE	28.549	5	KERR	37.147	4	4	LINFOOT	1:28.227	1:28.340	0.113
5	54	NEAVE	22.499	8	ROLLO	28.657	4	LINFOOT	37.219	5	34	SEELEY	1:28.508	1:28.673	0.165
6	8	ROLLO	22.512	99	LUXTON	28.680	34	SEELEY	37.274	6	5	KERR	1:28.512	1:28.737	0.225
7	23	ALLINGHAM	22.519	5	KERR	28.745	71	CROWE	37.296	7	8	ROLLO	1:28.676	1:28.815	0.139
8	18	WINFIELD	22.540	34	SEELEY	28.748	23	ALLINGHAM	37.419	8	99	LUXTON	1:28.749	1:28.928	0.179
9	99	LUXTON	22.558	12	HEDGER	28.748	51	ELLIOTT	37.505	9	23	ALLINGHAM	1:28.786	1:28.819	0.033
10	12	HEDGER	22.558	23	ALLINGHAM	28.848	8	ROLLO	37.507	10	12	HEDGER	1:28.881	1:29.155	0.274
11	5	KERR	22.620	51	ELLIOTT	28.908	99	LUXTON	37.511	11	51	ELLIOTT	1:29.095	1:29.398	0.303
12	59	TRUELOVE	22.673	17	WHELAN	28.945	11	REID	37.555	12	18	WINFIELD	1:29.503	1:29.663	0.160
13	51	ELLIOTT	22.682	59	TRUELOVE	28.977	12	HEDGER	37.575	13	11	REID	1:29.512	1:29.689	0.177
14	11	REID	22.815	45	SWANN	28.989	96	SMITH	37.782	14	59	TRUELOVE	1:29.515	1:29.604	0.089
15	31	COX	22.841	25	BOERBOOM	29.014	45	SWANN	37.845	15	71	CROWE	1:29.578	1:29.777	0.199
16	24	CUMMINS	22.866	18	WINFIELD	29.060	59	TRUELOVE	37.865	16	45	SWANN	1:29.819	1:30.030	0.211
17	96	SMITH	22.946	11	REID	29.142	18	WINFIELD	37.903	17	17	WHELAN	1:30.032	1:30.380	0.348
18	45	SWANN	22.985	33	THOMSON	29.201	17	WHELAN	38.055	18	96	SMITH	1:30.105	1:30.300	0.195
19	25	BOERBOOM	23.010	71	CROWE	29.231	24	CUMMINS	38.066	19	25	BOERBOOM	1:30.180	1:30.350	0.170
20	17	WHELAN	23.032	40	FRANCIS	29.275	25	BOERBOOM	38.156	20	24	CUMMINS	1:30.339	1:30.786	0.447
21	27	SYMONDS	23.039	31	COX	29.339	31	COX	38.190	21	31	COX	1:30.370	1:30.533	0.163
22	71	CROWE	23.051	27	SYMONDS	29.355	33	THOMSON	38.202	22	40	FRANCIS	1:30.647	1:30.672	0.025
23	40	FRANCIS	23.163	96	SMITH	29.377	40	FRANCIS	38.209	23	33	THOMSON	1:30.710	1:30.801	0.091
24	90	PARKER	23.206	24	CUMMINS	29.407	27	SYMONDS	38.512	24	27	SYMONDS	1:30.906	1:31.016	0.110
25	80	BEY	23.280	80	BEY	29.669	26	MOORE	38.577	25	80	BEY	1:31.584	1:31.702	0.118
26	33	THOMSON	23.307	90	PARKER	29.688	80	BEY	38.635	26	90	PARKER	1:31.587	1:31.813	0.226
27	26	MOORE	23.391	26	MOORE	29.705	90	PARKER	38.693	27	26	MOORE	1:31.673	1:31.962	0.289
28															
29															

MCRCB BULLETIN TK281**2023 Bennetts British Superbike Championship - Round 8****2023 Pirelli National Superstock with Santander Consumer Finance****RACE - BEST SPEEDS**

POS	INTERMEDIATE 1			INTERMEDIATE 2			FINISH LINE		
	NO	NAME	MPH	NO	NAME	MPH	NO	NAME	MPH
1	3	McCONNELL	162.4				34	SEELEY	149.7
2	23	ALLINGHAM	162.4				5	KERR	148.7
3	54	NEAVE	162.0				18	WINFIELD	148.7
4	19	TALBOT	162.0				99	LUXTON	148.1
5	34	SEELEY	161.7				23	ALLINGHAM	148.1
6	99	LUXTON	161.7				19	TALBOT	148.1
7	5	KERR	161.7				54	NEAVE	147.8
8	4	LINFOOT	161.3				12	HEDGER	147.8
9	8	ROLLO	160.9				4	LINFOOT	147.1
10	12	HEDGER	160.5				3	McCONNELL	147.1
11	18	WINFIELD	160.5				8	ROLLO	147.1
12	59	TRUELOVE	159.4				96	SMITH	147.1
13	96	SMITH	158.6				31	COX	147.1
14	24	CUMMINS	157.9				59	TRUELOVE	146.8
15	25	BOERBOOM	157.5				24	CUMMINS	146.8
16	51	ELLIOTT	156.7				51	ELLIOTT	145.5
17	45	SWANN	156.7				11	REID	145.5
18	31	COX	156.4				80	BEY	144.6
19	27	SYMONDS	156.0				45	SWANN	144.0
20	40	FRANCIS	156.0				27	SYMONDS	143.3
21	11	REID	155.7				25	BOERBOOM	143.0
22	33	THOMSON	155.7				40	FRANCIS	143.0
23	80	BEY	155.7				90	PARKER	142.4
24	26	MOORE	155.3				33	THOMSON	141.8
25	90	PARKER	154.9				26	MOORE	141.8
26	17	WHELAN	154.2				71	CROWE	141.2
27	71	CROWE	151.1				17	WHELAN	140.9
28	57	WHITE	135.0						
29									

MCRCB BULLETIN TK282

2023 Bennetts British Superbike Championship - Round 8

2023 Pirelli National Superstock with Santander Consumer Finance

RACE - STATISTICS

Competitors Started	29
Planned Start	2023-08-28 @ 14:15:00.000
Actual Start	2023-08-28 @ 14:15:24.688
Finish Time	2023-08-28 @ 14:37:39.908
Track Length	2.1800mi.
Total Laps	391
Total Distance Covered	852.3873mi.

Session Fastest Lap History

NO	NAME	LAP TIME	TIME OF DAY	LAP	VEHICLE
54	Tim NEAVE	1:28.472	14:18:26.622	2	Honda
3	Billy McCONNELL	1:28.436	14:18:26.846	2	Honda
19	Joe TALBOT	1:28.174	14:19:55.600	3	Honda

Session Leader History

NO	NAME	FROM LAP	LAPS LED	DISTANCE	VEHICLE
54	Tim NEAVE	1	6	13.08 miles	Honda
19	Joe TALBOT	7	2	4.36 miles	Honda
54	Tim NEAVE	9	3	6.54 miles	Honda
3	Billy McCONNELL	12	4	8.72 miles	Honda

Flag History

TYPE	TIME OF DAY
GREEN	14:15:24.688
FINISH	14:37:39.908

Flag Statistics

TYPE	COUNT	TOTAL LAPS	TOTAL TIME
Green	1	15	24:51.909
Red	0	0	0.000
Safety Car	0	0	0.000
FCY	0	0	0.000

MCRCB BULLETIN TK283

2023 Bennetts British Superbike Championship - Round 8

2023 Pirelli National Superstock with Santander Consumer Finance

RACE - SESSION NOTES

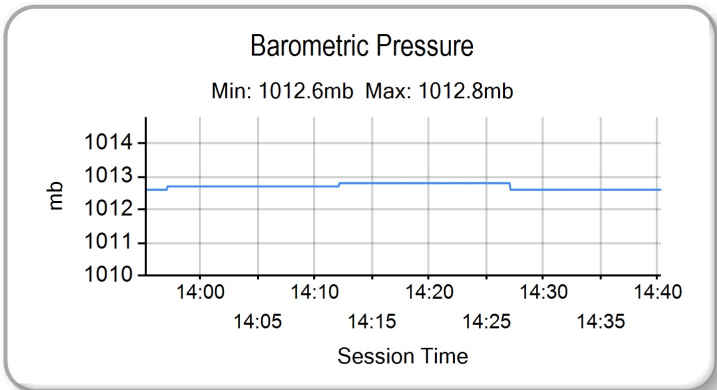
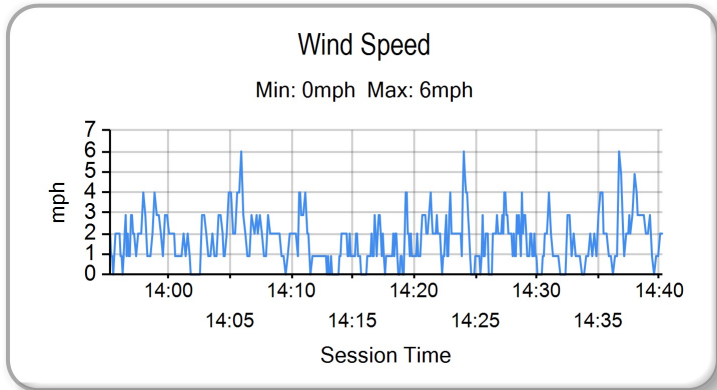
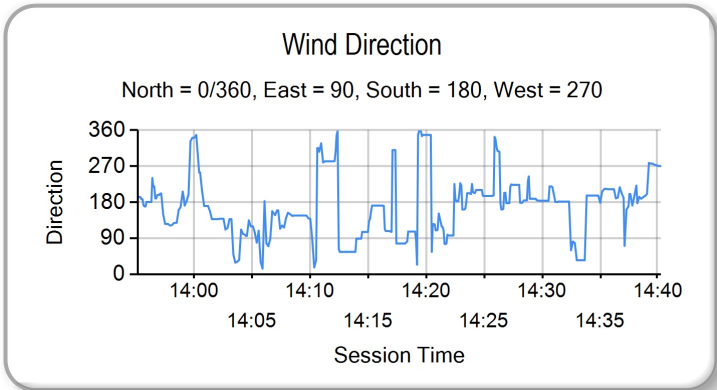
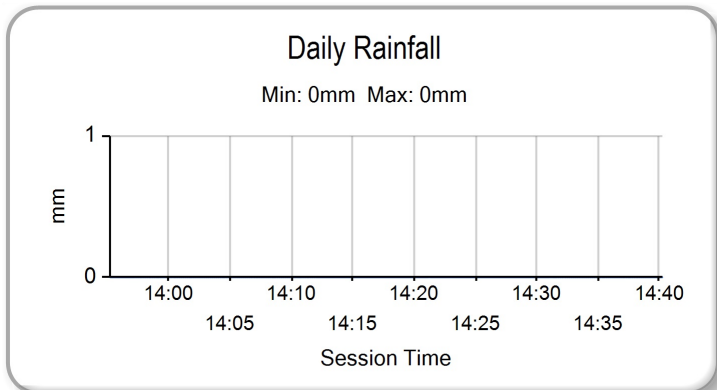
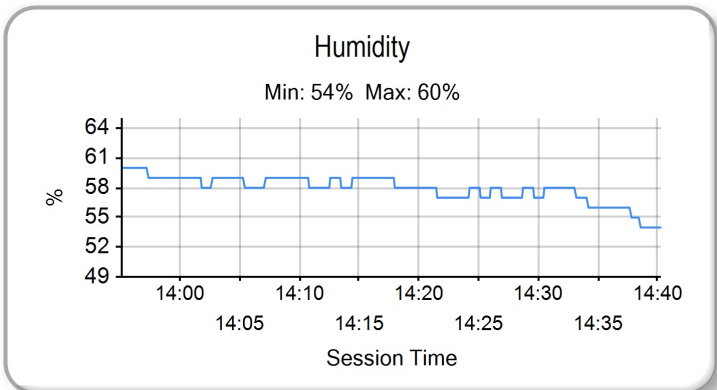
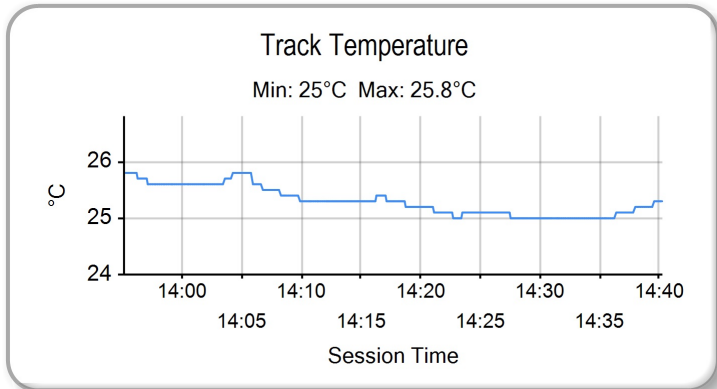
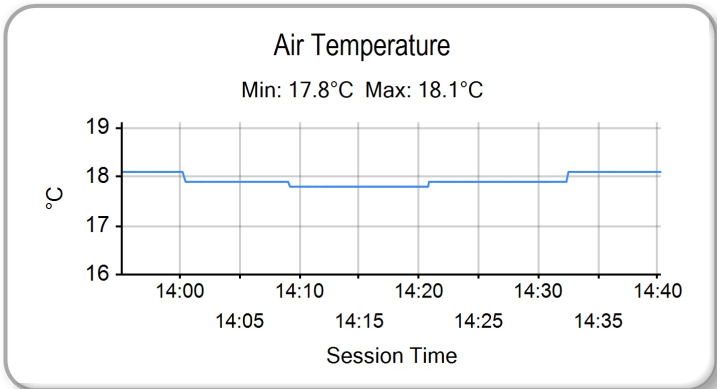
TIME	MESSAGE
14:08:15	5 MINUTES TO WARM UP LAP
14:10:05	3 MINUTES TO WARM UP LAP
14:12:01	1 MINUTE TO WARM UP LAP
14:12:32	30 SECONDS TO WARM UP LAP
14:12:58	GREEN FLAG - WARM UP LAP
14:16:11	NO. 55 FALLER AT T1 COPPICE - RIDER OK
14:17:13	NO. 57 FALLER AT T7 GOOSENECK - RIDER OK
14:17:20	NO JUMP STARTS
14:18:16	INCIDENT AT T1 ON LAP 1 REVIEWED - NO ACTION
14:20:41	NO. 51 UNDER OBSERVATION - POSSIBLE TECHNICAL PROBLEM
14:26:40	NO. 40 FALLER AT T2 CHARLIES - RIDER OK
14:26:46	NO. 40 FALLER AT T2 CHARLIES - RIDER BEING ASSESSED
14:29:37	NO. 19 FALLER AT T2 CHARLIES - RIDER OK
14:30:20	TWO THIRDS DISTANCE COMPLETE
14:32:37	NO. 3 - 17 - RIDE THROUGH EQUIVALENT TIME PENALTY - 10 SECS
14:32:38	UNFAIR CONTACT - CAUSING A CRASH
14:34:02	UPDATE NO.40 RIDER TO MEDICAL CENTRE

MCRCB BULLETIN TK284

2023 Bennetts British Superbike Championship - Round 8

2023 Pirelli National Superstock with Santander Consumer Finance

RACE - WEATHER CONDITIONS



2023 Pirelli National Superstock Championship with Santander Finance
RIDERS POINTS AFTER ROUND 12



		TOTAL	GAP	DIFF	1	2	3	4	5	6	7	8	9	10	11	12	13	14	15	16	17	18	Wins	Seconds	Thirds
					7th - 9th April	Silverstone National	29th April - 1st May Oulton Park International	19th - 21st May Donington Park GP	16th - 18th June	Knockhill	7th - 9th July Snetterton 300	21st - 23rd July	Brands Hatch GP	10 11th - 13th August	Thrupton	26th - 28th August Cadwell Park	13 15th - 17th September	Oulton Park International	29th Sept - 1st October	Donington Park National	17 13th - 15th October	Brands Hatch GP			
1	Dan LINFOOT (Honda)	254			18	22	25	22	25	25	25	25	20	25	22								6	3	1
2	Richard KERR (Honda)	227	27		16	16	22	25	22	22	18	18	18	22	22	6							1	5	0
3	Alistair SEELEY (BMW)	181	73	46	6	14		20	16	20	14	25	20	16	10	20							1	0	4
4	Joe TALBOT (Honda)	168	86	13	14	18	18	18	14	10	16	22	16	10	12								0	1	0
5	Billy McCONNELL (Honda)	153	101	15	20				12	18	20	20	25	20	18								1	0	4
6	Lewis ROLLO (Aprilia)	146	108	7	10		12	16	18	2	6	16	14	18	18	16							0	0	0
7	Alex OLSEN (Honda)	128	126	18	25	20		14	20		22	5	22										1	2	2
8	Franco BOURNE (Honda)	93	161	35	22	25	20		10	16													1	1	1
9	Luke HEDGER (Kawasaki)	80	174	13			16	5	6	14	8	10	8	3		10							0	0	0
10	Ashley BEECH (Honda)	75	179	5	2	3	5	3	8	5	4	3	12	14	16								0	0	0
11	Brayden ELLIOTT (Kawasaki)	70	184	5		4		8	2	8	12	6	10	4	8	8							0	0	0
12	Ben LUXTON (Honda)	68	186	2	8	10	6			3		12	6	5	4	14							0	0	0
13	David ALLINGHAM (Honda)	64	190	4	5	8	10	10	4	4	3		5	3	12								0	0	0
14	Joe FRANCIS (Kawasaki)	57	197	7	12	12		4	5	6		14		2	2								0	0	0
15	Tim NEAVE (Honda)	51	203	6										12	14	25							1	0	0
17	Shaun WINFIELD (Honda)	42	212	9			8	2	3	1	5	2	3	8	6	4							0	0	0
18	Brent HARRAN (Honda)	35	219	7				12	1	12	10												0	0	0
16	Matt TRUELOVE (Honda)	27	227	8	4	6	3							6	5	3							0	0	0
19	Joe SHELDON-SHAW (Suzuki)	25	229	2	3	5	14					1		1	1								0	0	0
20	James HILLIER (Yamaha)	11	243	14							1	8	2										0	0	0
21	Simon REID (Honda)	11	243	0				1				4	1			5							0	0	0
22	Conor CUMMINS (Honda)	10	244	1			4				2		4										0	0	0
23	Scott SWANN (Yamaha)	8	246	2				6								2							0	0	0
24	Kade VERWEY (BMW)	3	251	5	1	2																	0	0	0
25	Max SYMONDS (Yamaha)	2	252	1			2																0	0	0
26	Sam COX (BMW)	1	253	1			1																0	0	0
27	Nathan HARRISON (Honda)	1	253	1			1																0	0	0
28	Kieran SMITH (Honda)	1	253	0												1							0	0	0